

BKT Phase Transition from the Quigg-Rosner Confinement Potential

S. D. Campos*

*Applied Mathematics Laboratory-CCTS/DFQM, Federal University of
São Carlos, Sorocaba, São Paulo CEP 18052780, Brazil*

Based on the Pomeranchuk theorem, one introduces the $\alpha(s)$ parameter as a measure of the distance between the pp and $p\bar{p}$ total cross section experimental data. This parameter is based on the logarithmic of the ratio of the proton-antiproton to the proton-proton total cross section. The experimental data used here shows that at the same energy, the distance tends to zero as the collision energy grows. Using the $\alpha(s)$ parameter, one divides the total cross section into a finite number of non-interacting disjoint cells, each one containing a quark-antiquark pair subject to the confinement potential. Then, one calculates the entropy generated by these cells analogously to the XY-model. Using the Quigg-Rosner confinement potential and neglecting other energy contributions, one can calculate the hadron internal energy. One obtains that entropy and internal energy possess the same logarithmic dependence on the spatial separation between the pairs in the cell. The Helmholtz free energy has been used to calculate the transition temperature, being far the temperature commonly associated with the Quark-Gluon Plasma. The phase transition encountered is of topological order without a spontaneous symmetry breaking. The role played by the odderon and pomeron in this thermodynamic approach is also analyzed.

I. INTRODUCTION

The so-called forward quantities play a fundamental role in high energy physics. The precise measurement of total cross section $\sigma_{tot}(s)$, as well as of the $\rho(s)$ -parameter and the slope $B(s, t)$, can help the normalization and calibration of beams and detectors. Furthermore, the optical theorem connects $\sigma_{tot}(s)$ with the imaginary part of the forward scattering amplitude and, through the well-known derivative dispersion relations, one can obtain the full-forward scattering amplitude.

In Quantum Mechanics, $\sigma_{tot}(s)$ is interpreted as the probability of occurrence of an event in a collision process, representing the sum over all possible final states. In potential theory, the total cross section can be determined uniquely from a given potential. Classically, on the other hand, $\sigma_{tot}(s)$ represents an area in a head-on collision. It is important to highlight the result of the quantum mechanics is four times the classical one, which means the wave associated with the scattering takes into account the area of the sphere [1].

In solid-state physics, the usual way to introduce the study of phase transition is using the 2D-systems, searching for some (geometric) phase transition under given physical conditions. The physical properties of the so-called XY-model were intensively studied many years ago [2]. In particular, the XY-model seemed to violate the Mermin-Wagner-Hohenberg-Coleman theorem [3–5]. However, the study conducted by Berezinskii [6], and independently by Kosterlitz and Thouless [7] reveals the role played by topological excitation in treating the divergences of the XY-model. Nowadays, this effect is known as the BKT phase transition and can occur in two-dimensional (2D) systems, possessing a topological nature.

The precise characterization of the system is crucial to understand the effects evidenced by the phase transition. In the XY-model, the unbind of vortices becomes the relevant physical information. The presence of single vortices is possible since the entropy dominates the free energy of the system above the phase transition. In the context of particle physics, the general belief attributes to the Hagedorn temperature [8, 9] the phase transition from the hadronic matter to the Quark-Gluon Plasma (QGP) [10–12] (part of the vast literature about QGP can be found in Refs. [13, 14], and references therein). This phase transition is a spontaneous breaking of the chiral symmetry, being a prediction of QCD. Note this phase transition is not of the same kind of a BKT phase transition.

The above discussion introduces the following question: can the classical view of the total cross section be connected with the entropy of the hadron during the collision process? Moreover, can this total cross section viewpoint be treated analogously to XY-model? The first question has an affirmative answer. The latter, however, although not obtained from the first principles of the thermodynamics, is also affirmative, i.e. there is a phase transition in the model. In the present work, the phase transition supposed to occur is the one at the minimum of the total cross section and not the phase transition at the Hagedorn temperature.

*Electronic address: sergiadc@ufscar.br

To answer these questions, based on the Pomeranchuk theorem [15], one proposes the use of the $\alpha(s)$ parameter, relating the proton-proton (pp) and proton-antiproton ($p\bar{p}$) total cross sections. The experimental data for the pp and $p\bar{p}$ total cross section in the energy range from 3.5 GeV up to 63.0 GeV, are analyzed. The experimental values for the pp and $p\bar{p}$ total cross section, at the same energy, indicates they tend to the same limit.

Assuming the total cross section represents a well-defined area, one can divide it into a finite number of non-interacting disjoint cells, each one containing a quark-antiquark ($q\bar{q}$) pair. Then, one uses $\alpha(s)$ to introduce the entropy generated by the presence of those cells in the total cross section. Thus, the $\alpha(s)$ parameter indicates the entropy associated to pp and $p\bar{p}$ total cross section tends to the same limit as the energy grows.

The next step is to calculate the hadron internal energy from the confinement potential, and one uses in the model formulation the Quigg-Rosner potential [16, 17]. If the spatial pair separation varies logarithmically for both the internal energy and entropy, then the BKT phase transition takes place.

The original BKT phase transition means the emergence of a single vortex in the XY-model by the unbind of vortices, representing a topological phase transition where the entropy dominates the free energy of the system, above the transition temperature. In the present model, the topological phase transition does not produce a free quark state, which can occur only at the QGP regime. Here, one proposes the occurrence of the inversion of the occupation number of the energy states, consistently with the result obtained in Ref. [18].

This work has been organized as follows. In Section II, one introduces the $\alpha(s)$ parameter, analyzing its physical meaning. In Section III, one presents a heuristic study of the XY-model and relates it with the BKT phase transition. Section IV presents the BKT phase transition according to the entropy and confinement potential adopted. Also is presented the role played by the odderon and pomeron in this thermodynamic approach. Comments and critical remarks were left to the final section V.

II. THE $\alpha(s)$ PARAMETER

At the end of the 1950s, Pomeranchuk has suggested that particle-particle and particle-antiparticle total cross sections tend to be asymptotically equal at $s \rightarrow \infty$ [15]. Thus, one can write for the asymptotic condition $s \rightarrow \infty$

$$\frac{\sigma_{tot}^{p\bar{p}}(s)}{\sigma_{tot}^{pp}(s)} \rightarrow 1, \quad (1)$$

where s is the squared energy in the center-of-mass system. Based on the above theoretical result, one proposes the $\alpha(s)$ parameter written as

$$\alpha(s) = \ln \frac{\sigma_{tot}^{p\bar{p}}(s)}{\sigma_{tot}^{pp}(s)}, \quad (2)$$

as a possible way to measure the distance between both the pp and $p\bar{p}$ experimental data set *at same energy*. Note that if the Pomeranchuk result (1) is satisfied, then $\alpha(s) \rightarrow 0$ as $s \rightarrow \infty$.

Figure 1 shows all the available experimental data for pp and $p\bar{p}$ total cross section in the energy range 3.5 GeV $< \sqrt{s} < 63.0$ GeV. The data were collected from the Particle Data Group [19], and there was any data selection. This figure is used only as a guide to the analysis of the $\alpha(s)$ parameter given below.

The $\alpha(s)$ parameter can be observed in Figure 2, and one uses only experimental data for pp and $p\bar{p}$ *at the same energy* to produce this figure. Unfortunately, there is no experimental data for both total cross sections *at the same energy* above 63.0 GeV. Then, the high energy limit is limited here to a medium energy range. The error propagation is performed as usual

$$\Delta(\delta) = \delta \sqrt{\frac{\Delta(\delta_1)^2}{\delta_1^2} + \frac{\Delta(\delta_2)^2}{\delta_2^2}}. \quad (3)$$

In Fig. 2a, one has the global behavior of $\alpha(s)$ based on the experimental data collected. It is interesting to note that, despite the energy range is far from the so-called asymptotia, the value of the logarithmic ratio (2) at $\sqrt{s} = 62.7$ GeV is very near zero, $\alpha(s) = 0.0128 \pm 0.0001$. In Fig. 2b, one observes the small shoulder in the energy range 10.0 GeV $\lesssim \sqrt{s} \lesssim 30.0$ GeV. The presence of this shoulder was not predicted by any model in the literature. However, this shoulder can be explained as follows.

First of all, it is important to stress that in the energy range 10.0 GeV $< \sqrt{s} < 30.0$ GeV, one observes the minimum of the pp and $p\bar{p}$ total cross section, as can be viewed in Figure 1. The minimum, however, not necessarily occurs at the same energy. Thus, one may has two minima and, moreover, in this energy range $\sigma_{tot}^{pp}(s) < \sigma_{tot}^{p\bar{p}}(s) \rightarrow 0 < \alpha(s)$.

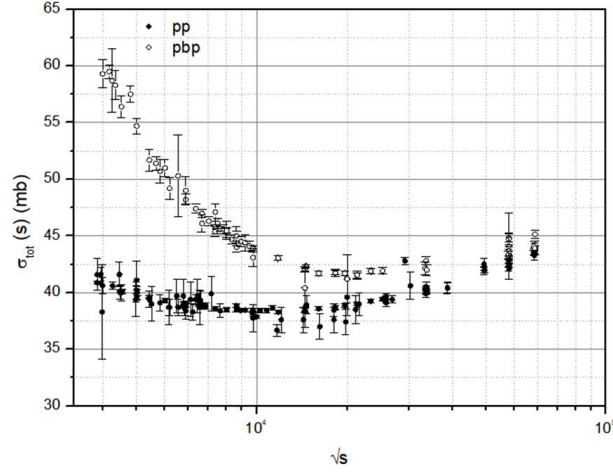


FIG. 1: Total cross section experimental data in the energy range $3.5 \text{ GeV} < \sqrt{s} < 63.0 \text{ GeV}$, collected from the Particle Data Group [19]. The experimental data here are not necessarily at the same energy, being used only as a guide to the reader.

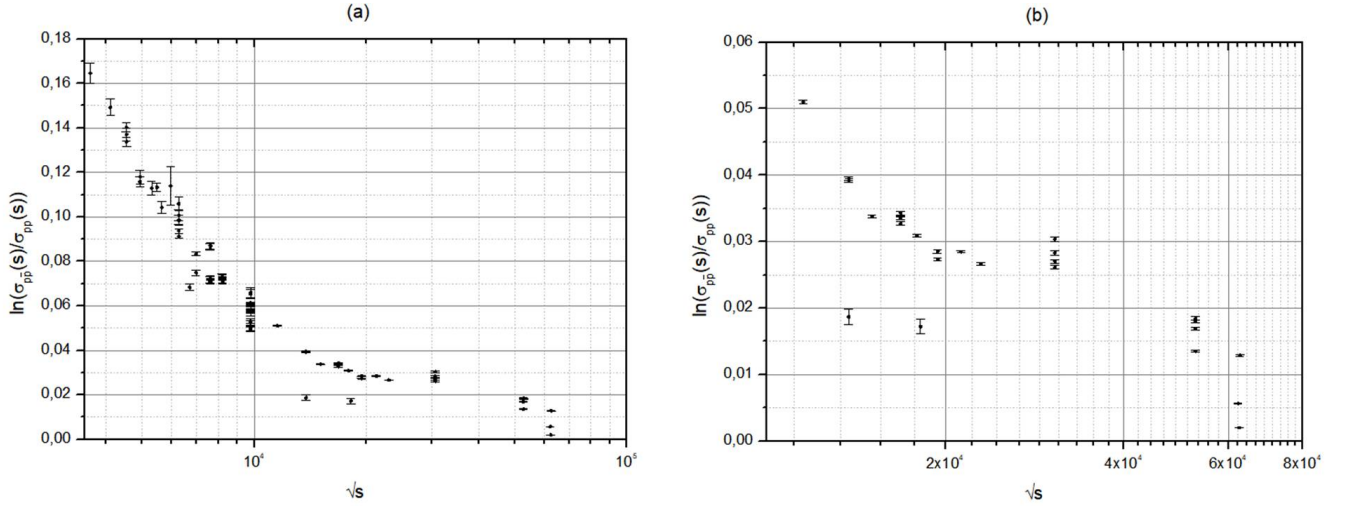


FIG. 2: The $\alpha(s)$ parameter behavior depending on the pp and $p\bar{p}$ experimental data. In panel (a), one has all the experimental data at same energy for pp and $p\bar{p}$. Panel (b) shows the shoulder near the minimum of the total cross sections, shown in Figure 1. The $\alpha(s)$ parameter apparently tends to zero as $s \rightarrow \infty$.

Based on Figure 1, one assumes that $\sigma_{tot}^{pp}(s)$ achieves its minimum value at s_{c1} and $\sigma_{tot}^{p\bar{p}}(s)$ at s_{c2} , being $s_{c1} < s_{c2}$. Considering the energy range $s_{c1} < s \rightarrow s_{c2}$, then $\sigma_{tot}^{p\bar{p}}(s)$ has been going toward its minimum value while $\sigma_{tot}^{pp}(s)$ is growing as the energy rise (its minimum occurred at s_{c1}). At $s = s_{c2}$, on the other hand, one has that $\sigma_{tot}^{p\bar{p}}(s)$ achieve its minimum value, then the $\alpha(s)$ parameter reaches its maximum in this energy range. Then, one should expect higher values to the $\alpha(s)$ parameter in the region of the minimum of the total cross sections, as shown in Figure 2.

It should be noted that if the minimum for both, $\sigma_{tot}^{pp}(s)$ and $\sigma_{tot}^{p\bar{p}}(s)$, occurred at the same energy \sqrt{s} , then $\alpha(s) = 0$, and a dip would be observed in this energy range. However, it seems not to occur as can be observed in Figure 1.

III. BKT PHASE TRANSITION: BASIC PICTURE

The study of phase transitions is one of the cornerstones of solid-state physics, relying on a well-defined basis. An important theorem due to Mermin and Wagner [3] and Hohenberg [4] in statistical physics, and Coleman [5] in quantum field theory prevents the existence of ordered phases in the 2D system. In other words, in systems with finite temperature and with sufficiently short-range interaction, the Mermin-Wagner-Hohenberg-Coleman theorem states

that it is impossible to have a phase transition from a disorder to ordered system phase accompanied by a spontaneous symmetry breaking. Thus, long-range fluctuations are permitted and favored since their occurrence contributes to the increase of entropy.

As well-known, the BKT phase transition occurs without spontaneous symmetry breaking [6, 7]. In the XY-model, at low temperatures, the presence of nontrivial vortex configurations is suppressed due to the binding effect caused by the vortex-antivortex interaction. At high temperature, above some critical value, the binding effect can be neglected and the nontrivial vortex becomes free.

In the system under study, of course, the symmetry is broken according to some variable of interest. In the temperature-dependent system, to find the transition temperature is so important than to understand the physical meaning of the ingredients. Below, one presents the basic steps to deduce the transition temperature in the XY-model.

The basic application of the XY-model occurs in the lattice systems with weak nearest-neighbor interactions. Thus, one constructs non-interacting disjoint 2D cells with two-component unit vectors representing the spin. The general Hamiltonian for this system can be written as

$$H = -\frac{1}{2} \sum_{r,r'} J(r-r') \mathbf{S}(r) \cdot \mathbf{S}(r') = -\frac{1}{2} \sum_{r,r'} J(r-r') \cos(\theta_r - \theta_{r'}), \quad (4)$$

where $J > 0$ is the spin-spin coupling, and $\mathbf{S}(r)$ represents the spin at some r , being θ_r the angle of that spin concerning an arbitrary axis. Observe that for small angular separation (very close points in the lattice) one can write the approximation

$$\cos(\theta_i - \theta_j) \approx 1 - \frac{(\theta_i - \theta_j)^2}{2}. \quad (5)$$

In this situation, the nearest-neighbor is so close that the angular difference between two cells can be written as

$$(\theta_z - \theta_{z+\delta_z})^2 \rightarrow (\partial_z \theta_z)^2, \quad (6)$$

where z stands for the direction where the angle is taken. Summing over x and y , then

$$(\theta(x) - \theta(x + \delta_x))^2 + (\theta(y) - \theta(y + \delta_y))^2 \rightarrow |\nabla \theta(x, y)|^2. \quad (7)$$

Now, one takes a constant spin-spin coupling $J = \rho/2m$ for neutral superfluid, where ρ is the density of particle per unit area and m is the effective atomic mass [6, 7]. Furthermore, one keeps fixed the relevant features of the system, whereas the size of the lattice is diminished up to the continuum limit. Thus, the discrete sum can be transformed into an integral representation written as

$$\mathcal{H} \approx -\frac{J}{2T} \int_a^L (1 - |\nabla \theta(r)|^2) d^2 r, \quad (8)$$

where a stands for the size of the cell. The ground-state energy E_0 is given by the integration of the constant term in equation (8), representing the aligned spin configuration in the lattice L^2 . Then, one can associate E_0 with the ground state of the system, setting $E_0 = 0$, without loss of generality. The focus is the integral

$$\int_a^L |\nabla \theta(r)|^2 d^2 r. \quad (9)$$

This term represents a real field with a period of 2π . In mathematical terms, one can write this statement as

$$\oint \nabla \theta \cdot d\mathbf{l} = \oint d\theta = 2\pi n, \quad (10)$$

where n is some integer number. Notice that n can be positive or negative, indicating one can rotate the cell positively or negatively, depending on n . Then, the cell is a rotating 2D object known as a vortex. For a positive vortex with $n = +1$, one can approximate $\theta(\mathbf{r}) = \arctan(y/x)$ far from the vortex. Thus, $\nabla \theta(x, y) = (x/r^2, -y/r^2)$. The energy associated with this vortex is given by

$$E = \frac{J}{2T} \int_a^L |\nabla \theta(r)|^2 d^2 r = J\pi \ln(L/a), \quad (11)$$

diverging for $L \rightarrow \infty$. This divergence indicates that the only one vortex configuration cannot exist in the lattice. Nonetheless, despite the absence of a one-vortex configuration, one can estimate the Helmholtz free energy that allows

its creation. Thus, one can estimate in the lattice the transition temperature where the vortex configuration becomes relevant. The only physical quantity necessary to complete the calculation is the entropy, which depends on the ways one can place the vortex in the lattice. Of course, there is $(L/a)^2$ ways to place the vortex in the lattice and, therefore, the free energy is

$$F = E - TS = (J\pi - 2T) \ln \frac{L}{a}. \quad (12)$$

Now, the physical meaning of the transition temperature is quite simple. For temperatures below the transition, the free energy is positive and the single vortices are suppressed, resulting in the lattice behaves as a dilute gas of vortex-antivortex pairs. That is the so-called binding of vortex-antivortex pairs. Above the transition temperature, the free energy is negative, resulting in that entropy rise is favored by contributions coming from the free vortices. Then, the vortex-antivortex pairs are unbinding and the system becomes a vortex plasma.

The internal energy and entropy in the X-model possess the same logarithmic dependence, being its key-point. There is a competition between E and S for the Helmholtz free energy, and the dominance of one of both quantities depends on the system is below or above the transition temperature of $T_c = J\pi/2$.

Following the general steps given above, one can obtain the BKT transition temperature, written as [6, 7]

$$T_c = \frac{\nu b^2(1 + \tau)}{4\pi}, \quad (13)$$

where ν is the two-dimensional rigidity modulus, b is the magnitude of the Burgers vector, and τ is the Poisson's ratio. The above transition temperature gives the exact point where the single-vortex dominates, corresponding to a topological phase transition. The heuristic approach performed above is sufficient for the development of the next section.

IV. TOTAL CROSS SECTION: ENTROPY AND BKT PHASE TRANSITION

One assumes that the total cross section can be divided into non-interacting disjoint 2D cells, each one containing a $q\bar{q}$ -pair of the same kind, $u\bar{u}$ and $d\bar{d}$. Moreover, one neglects the spin since one supposes it does not change in the cell. There is no emergence of free quarks in the model since it occurs only about the Hagedorn temperature.

Using the $\alpha(s)$ parameter and assuming a total cross section classical view, one introduces the entropy associated with the hadron total cross section. As shall be seen, the entropy and internal energy in the system possess the same logarithmic dependence, competing by the Helmholtz free energy and resulting in a topological phase transition.

A. Entropy

One introduces the entropy in the context of the total cross section taking into account the $\alpha(s)$ parameter. First of all, notice the result (2) can be written as

$$\alpha(s) = \ln \sigma_{tot}^{p\bar{p}}(s) - \ln \sigma_{tot}^{pp}(s). \quad (14)$$

In the Coulomb-Nuclear interference (CNI) region, the elastic scattering is governed by the electromagnetic and the strong interaction. In the near-forward direction, $t \approx 0$, both interactions contribute in a similar way to the interference effects measured, resulting in the high values observed to the total cross section.

Above the CNI, one assumes the effective area represented by the (classical) total cross section can be divided into a finite number of identical non-interacting disjoint cells each one containing a single $q\bar{q}$ -pair subject to a confinement potential. Thus, each cell can be viewed as possessing a null topological (color) charge, representing the experimental fact that the $q\bar{q}$ -pair is a color singlet. Thus, one can write

$$\alpha(s) = \ln \frac{\sigma_{tot}^{p\bar{p}}(s)}{c^2} - \ln \frac{\sigma_{tot}^{pp}(s)}{c^2}, \quad (15)$$

where $c > 0$ is the size of each cell. The meaning of each term in the r.h.s. is clear: they represent the entropy generated by the presence of the cell of size c (containing the $q\bar{q}$ -pair) in the total cross section. One also can say this entropy is just the ways one can count the positions of c^2 in the total cross section. Note that for $s < \min(s_{c1}, s_{c2})$, results in $\sigma_{tot}^{pp}(s) < \sigma_{tot}^{p\bar{p}}(s)$ which furnish the entropy for $\sigma_{tot}^{p\bar{p}}(s)$ greater than $\sigma_{tot}^{pp}(s)$, if the size of the cell is the same for both total cross sections. On the other hand, when $\max(s_{c1}, s_{c2}) < s$, then both entropies tend to the same value.

Omitting the scattering process and assuming the size of the cell is the same for the pp and $p\bar{p}$ forward scattering, one writes the entropy in the total cross section as

$$S(s) = \ln \frac{\sigma_{tot}(s)}{c^2}. \quad (16)$$

The total cross section in the classical picture is spherically symmetric and $\sigma(s) \propto R^2(s)$, where $R(s)$ is the hadron radius. Moreover, one has $R(s) > c$ for every s . Then, the entropy in the total cross section can be written as

$$S(s) \approx 2 \ln \frac{R(s)}{c}. \quad (17)$$

The shape of the cell, square or circular, does not constitute a real problem since the 2D-disc and the unit square in \mathbb{R}^2 are homeomorphic.

The size of the cell may not be constant during the collision process. As the collision energy grows, the size of the cell (the spatial separation between the quark and antiquark) should decrease up to the non-confinement near the QGP regime. However, near the minimum value of the total cross section, one can suppose the size of the cell is almost constant since $\sigma_{tot}(s)$ presents a small variation in this energy range (see Fig. 1). Thus, one can neglect small fluctuations in the volume of both the cell and hadron. Taking the distance in the $q\bar{q}$ -pair at the transition energy s_c as r_c as well as the hadron radius as $R(s_c) = R_c$, then the entropy at the phase transition can be written as

$$S(R_c) \approx 2 \ln \frac{R_c}{r_c}. \quad (18)$$

At the critical point, one gets the minimum value for the entropy in the system. It is important to stress the entropy at this point is not zero. A theorem due to Prigogine [20] states, for a system near equilibrium, that for steady states sufficiently close to equilibrium the entropy production reaches its minimum.

B. BKT Phase Transition

The introduction of a BKT phase transition depends on the formulation of the internal energy U . As well-known, the hadron internal energy cannot be obtained from the first principles of thermodynamics, or even from QCD. In general, the internal energy U has several constraints, being the sum of the kinetic, potential, and chemical terms (among others). On the other hand, the strong interaction is the dominant energy in the $q\bar{q}$ -pair. Thus, one can neglect the kinetic, chemical, and action terms in the system. Then, one may suppose the internal energy is given by the integration of some confinement potential describing the $q\bar{q}$ interaction.

The use of the potential to mimic the internal energy is not new in physics, remounting to the original work of Bohm [21]. Despite its naivety, the potential approach seems to agree, at a qualitative level, to the thermodynamics of T -matrix formalism [22]. Also, the Bohm quantum potential has been used to mimic the internal energy of a quantum system, giving insight into its role in stationary states [23, 24].

Differently from the original XY-model, the size of the cell, as well as the total cross section, changes according to the collision energy. Furthermore, one may have a $q\bar{q}$ -pair creation due to the rise of the collision energy. For the sake of simplicity, one supposes a constant number of pairs in the model. Then, one assumes the confinement potential $V(r)$ and the hadron internal energy $U(r)$ can be connected by through the integration

$$U(R) = \bar{m} \int_{r_0}^R V(r) dr, \quad (19)$$

where \bar{m} is the mean of the reduced mass $\mu(q\bar{q})$ of the different $q\bar{q}$ -pairs: $u\bar{u}$ or $d\bar{d}$. Also, r_0 is the scale separating the confinement from the non-confinement regime.

There are several ways to confine the $q\bar{q}$ -pairs [25–32]. In particular, the Quigg-Rosner confinement potential used here can be written as [16]

$$V(r) = \gamma \ln \frac{r}{r_0}, \quad (20)$$

where $\gamma \approx 0.75$ GeV [16]. One can define the scale [17]

$$r_{q\bar{q}} = \frac{1}{\mu(q\bar{q})}, \quad (21)$$

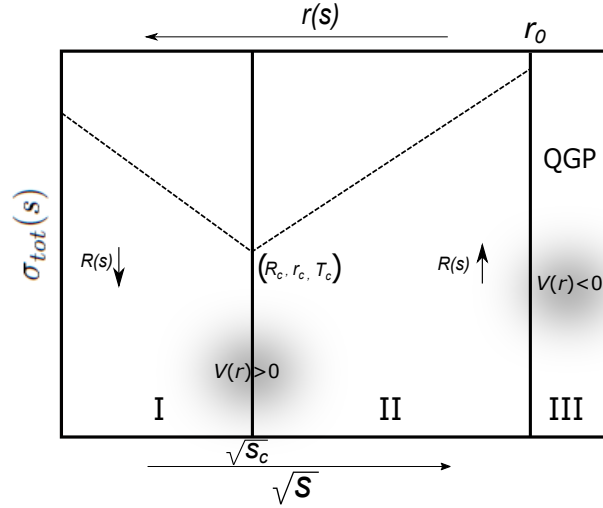


FIG. 3: The confinement potential is positive in regions I and II. The dashed line represent the total cross section behavior according to s . The phase transition takes place at (s_c, R_c, r_c, T_c) . The hadron radius decrease up to s_c (region I) and rises above s_c up to some limiting energy (region II). In region III the $q\bar{q}$ -pairs are in the non-confinement regime (QGP).

as the confinement scale for each specie of $q\bar{q}$ in the hadron. Then, one can write the confinement potential (20) as the sum of the confinement potential for $u\bar{u}$ and $d\bar{d}$ pairs

$$V(r) = \gamma \left(\ln \frac{r}{r_{u\bar{u}}} + \ln \frac{r}{r_{d\bar{d}}} \right) = 2\gamma \ln \frac{r}{r_0}, \quad (22)$$

where one assumes that γ is the same for both pairs and one can calculate the confinement scale $r_0 = \sqrt{r_{u\bar{u}} r_{d\bar{d}}} \approx 0.6$ fm, which is the geometric mean of the individual confinement scales. It is important to stress that at the minimum of the total cross section, $r_c > r_0$.

Replacing the confinement potential (22) into integral of (19), one obtains

$$U = 2m\gamma \left[r_0 + R_c \left(\ln \frac{r_c}{r_0} - 1 \right) \right] + 2m\gamma R_c \ln \frac{R_c}{r_c}. \quad (23)$$

The term $E_0 = 2m\gamma[r_0 + R_c(\ln(r_c/r_0) - 1)]$ corresponds to the ground state energy at s_c . The ground state means here that the occupation of the energy states suffers an inversion, and the $q\bar{q}$ -pair in the cell are in the lower-energy state. Setting $E_0 = 0$, then one can obtain the value of r_c according to R_c and r_0 . Taking $r_0 \approx 0.6$ fm from the above considerations and $R_c \approx 1.5 \sim 2.0$ fm from the experimental data at the minimum of $\sigma_{tot}(s)$, one gets $r_c \approx 1.1 \sim 1.2$ fm.

The Helmholtz free energy can give the transition temperature T_c at s_c , following the scenario introduced above. The internal energy U given by (23) and entropy (18) possess the same logarithmic dependence, competing by the free energy in the system. Then, the critical temperature is given by

$$T_c = m\gamma R_c. \quad (24)$$

As stated above, the radius R_c at s_c is about $1.5 \sim 2.0$ fm which corresponds to $7.5 \sim 10$ GeV $^{-1}$. The mean mass is $\bar{m} \approx 1.8$ MeV. Then, the critical temperature at the minimum of $\sigma_{tot}(s)$ is

$$T_c \approx 10.0 \sim 13.0 \text{ MeV}, \quad (25)$$

corresponding to a temperature one order of magnitude less than the Hagedorn temperature ($150 \sim 200$ MeV), representing the approximate temperature where the pp and $p\bar{p}$ total cross sections achieve their minimum value. Below, one gives the physical meaning of the phase transition.

Figure 3 shows a diagram used to describe the behavior of the system as the collision energy grows. The collision energy grows from left to right and the size of the cell $r(s)$ from right to left. The dashed line represents the behavior of $\sigma_{tot}(s)$ as the energy grows. In regions I and II, the confinement potential is positive and negative in region III.

In region I of the diagram the hadron radius $R(s)$, near the CNI, is high due to the contributions coming from the electromagnetic and strong interaction terms. In this energy range, the fractal dimension of the total cross section

is negative, which means $\sigma_{tot}(s)$ measures the emptiness of the hadron [33]. Thus, one can suppose a large spatial separation between the $q\bar{q}$ -pairs, i.e. the cell size may be comparable to the hadron size. As the energy grows, the cell size becomes to decrease, i.e. the distance between the pairs in the cell diminishes. In this region, the internal arrangement of the cells favor the rise of the temperature without geometrical modification on that arrangement. In Ref. [18], using a slightly different approach and taking into account the Tsallis entropy, the temperature in region I is negative, indicating the internal constituents cannot gain kinetic energy, turning the system stable [34, 35].

At s_c , the cell achieves the critical value r_c , and the hadron assumes its minimum total cross section (with radius R_c). At this point, the phase transition takes place, and the occupation number of the energy states is inverted, which means the cells are now in the lower-energy state. That phase transition may be generated by the Pauli blocking mechanism, which prevents the cells to be squeezed below r_c in this energy configuration.

When the system enters in region II, the distance between the $q\bar{q}$ -pair in the cell decreases below r_c since the collision energy continuing grows. In this region, the total cross section is an increasing function of s and the fractal dimension representing $\sigma_{tot}(s)$ is positive, which means $\sigma_{tot}(s)$ rise as $s \rightarrow \infty$ [33]. The energy configuration in region II allows the gain of kinetic energy by the pairs, which means the distance between the quark and antiquark in the cell can go further r_c towards r_0 .

Region III represents the QGP regime when the confinement/non-confinement phase transition takes place. Below the confinement scale, r_0 , the $q\bar{q}$ -pair dissociates into free quarks, allowing the system to achieve new degrees of freedom.

It is important to stress the above results corroborate the Ref. [36], where the entropy can destroy the hadron stability as the temperature grows up to the Hagedorn temperature since above s_c , the entropy is the dominant physical quantity describing the system.

C. The Odderon-Pomeron

The Regge theory [37–39] would be part of the truth of the particle physics, as noted by Donnachie and Landshoff years ago [40]. Recently, a new approach for the Regge theory was proposed [41, 42], reconciling the growth of the Regge pole with the Froissart-Martin bound as $s \rightarrow \infty$.

The possible experimental identification of the odderon [43] was reported being subject of a debate in literature [44–47]. The odderon differentiates particles from antiparticles. Considering the transferred momentum t -dependence of the differential cross section, the general belief attributes to the odderon the pronounced dip in the pp scattering. On the other hand, it fills the dip in the case of the $p\bar{p}$ differential cross section. The pomeron, on the other hand, controls the rise of the total cross section as $s \rightarrow \infty$. This particle exchange does not discriminate particles from antiparticles.

Considering the radial distribution pressure in the proton, the behavior of the von Laue stability condition [48], as the temperature (or collision energy) rises, allows the interpretation of the thermodynamic effects caused by odderon/pomeron exchange as being the negative/positive dominant energies in the stability condition [36]. The negative energy is attractive, which means the hadron radius diminish as the energy grows in region I of Figure 3. On the other hand, the positive energy is repulsive, implying the total cross section rise in region II.

The leading Regge pole in region I is the odderon. The possible thermodynamic effects due to the odderon exchange are the presence of the negative energy in the stability condition as well as the occupation of the high-energy states. In region II, the leading Regge pole is the pomeron, which produces both the positive energy result in the stability condition and occupation of the lower-energy states.

Fluctuations in the lower-energy states may allow the emergence of the odderon exchange above s_c , eventually contributing to tame the rise of $\sigma_{tot}(s)$ as $s \rightarrow \infty$. In the asymptotic energy limit, the entropy completely dominates and the kinetic energy in the system becomes relevant, leading to the hadron dissociation above the confinement scale.

V. FINAL REMARKS

One cannot disregard the entropy in the study of any physical system. Assuming the classical view of the total cross section, one introduces a finite number of non-interacting disjoint 2D cells in the hadron, each one containing a $q\bar{q}$ -pair. Analogously to the XY-model, one associate an entropy to the area represented by the total cross section. Using the Quigg-Rosner confinement potential, one calculates the internal energy of the hadron. Both entropy and internal energy possess the same logarithmic dependence on the spatial distance between the constituents of the cell. Then, near the minimum of the total cross section, one supposes a small volume variation, which allows the use of the Helmholtz free energy to calculate the transition temperature at the minimum of $\sigma_{tot}(s)$.

The use of the Quigg-Rosner confinement potential is not the only one able to furnish the desired logarithmic dependence on the spatial pair separation. The Cornell confinement potential [26] also furnishes the same behavior. Differently from the BKT phase transition in the XY-model where the free-vortex configuration is favored at the phase transition, here there is no emergence of free quarks when the phase transition takes place at s_c . To explain what is occurring in the present model, one assumes two configurations based on the energy states of the cells. Before the phase transition, the cells occupy the higher-energy states. At the phase transition, the physical scenario changes, and the occupation of the energy states is inverted. After the phase transition, the presence of lower-energy states is favored. In this energy range, the entropy dominates over the internal energy, resulting in the rise of the total cross section as the collision energy grows.

After the phase transition at s_c , the next stage is the hadron dissociation when the distance between the pairs in the cell achieves the non-confinement scale r_0 . The hadron, then, dissolves itself in a quarks soup. It is important to point out a recent discussion about the *regimes* of QCD [49, 50]. This discussion settles down in a model where a new regime for the ordinary matter is proposed above the Hagedorn temperature [51]. In the present model, the phase transition obtained does not imply a new state of matter since the phase transition attained has a topological feature.

In a more realistic scenario, the creation of virtual $q\bar{q}$ -pairs may occur in the off mass shell regime. The back-reaction of the virtual pair creation may act to raise the total cross section. In other words, the increasing number of virtual cells may lead to the growth of entropy, implying the rise of the total cross section.

Acknowledge

SDC thanks to UFSCar by the financial support.

References

-
- [1] Bes D R 2012 *Quantum Mechanics, A Modern and Concise Introductory Course* (Third Edition, Springer)
 - [2] Stanley H E and Kaplan T A 1966 *Phys. Rev. Lett.* **17** 913
 - [3] Mermin N D and Wagner H 1966 *Phys. Rev. Lett.* **17** 1133
 - [4] Hohenberg P C 1967 *Phys. Rev.* **158** 383
 - [5] Coleman S 1973 *Commun. Math. Phys.* **31** 259
 - [6] Berezinskii V L 1970 *Zh. Eksp. Teor. Fiz.* **59** 907; 1971 *Sov. Phys. JETP* **32** 493
 - [7] Kosterlitz J M and Thouless D J 1973 *J. Phys. C* **6** 1181
 - [8] Hagedorn R 1965 *Nuovo Cim. Suppl.* **3** 147
 - [9] Hagedorn R 1968 *Nuovo Cim. A* **56** 1027
 - [10] Collins J C and Perry M J 1975 *Phys. Rev. Lett.* **34** 1353
 - [11] Cabibbo N and Parisi G 1975 *Phys. Lett. B* **59** 67
 - [12] Shuryak E V 1978 *Sov. Phys. JETP* **47** 212
 - [13] Shuryak E V 2018 arXiv:1812.01509v2 [hep-ph]
 - [14] Kisslinger L S 2017 *Int. J. Mod. Phys. A* **32** 1730008
 - [15] Pomeranchuk I Ia 1958 *Sov. Phys. JETP* **7** 499
 - [16] Quigg C and Rosner J L 1977 *Phys. Lett. B* **71** 153
 - [17] Quigg C and Rosner J L 1979 *Phys. Rep.* **56**(4) 167
 - [18] Campos S D, Okorokov V A and Moraes C V 2020 *Phys. Scr.* **95** 025301
 - [19] Tanabashi M *et al.* (Particle Data Group) 2018 *Phys. Rev. D* **98** 030001
 - [20] Prigogine I 1945 *Bull. Acad. Roy. Belg. Cl. Sci.* **31** 600
 - [21] Bohm D 1952 *Phys. Rev.* **85** 166; *ibid* 180
 - [22] Liu Sh F Y and Rapp R 2015 arXiv: 1501.07892[hep-ph]
 - [23] Dennis G, de Gosson M A and Hiley B J 2014 *Phys. Lett. A* **378** 2363
 - [24] Dennis G, de Gosson M A and Hiley B J 2015 *Phys. Lett. A* **379** 1224
 - [25] Eichten E, Gottfried K, Kinoshita T, Kogut J, Lane K D and Yan T-M 1975 *Phys. Rev. Lett.* **34** 369
 - [26] Eichten E, Gottfried K, Kinoshita T, Lane K D and Yan T-M 1978 *Phys. Rev. D* **17** 3090
 - [27] Eichten E, Gottfried K, Kinoshita T, Lane K D and Yan T-M 1980 *Phys. Rev. D* **21** 203
 - [28] Martin A 1980 *Phys. Lett. B* **93** 338
 - [29] Martin A 1988 *Phys. Lett. B* **100** 511
 - [30] Martin A 1980 *Phys. Lett. B* **214** 561

- [31] Song X and Lin H 1987 *Z. Phys. C* **34** 223
- [32] Lichtenberg D B, Predazzi E, Roncaglia R, Rosso M and Wills J G 1989 *Z. Phys. C* **41** 615
- [33] Borcsik F S and Campos S D 2016 *Mod. Phys. Lett. A* **31**(10) 1650066
- [34] del Rio L *et al.* 2011 *Nature* **474** 61
- [35] Braun S *et al.* 2013 *Science* **339** 52
- [36] Campos S D and Amarante A M 2020 *to be published in Int. J. Mod. Phys. A*; arXiv:2006.00519[hep-ph]
- [37] Regge T 1959 *Nuovo Cim.* **14** 951
- [38] Regge T 1960 *Nuovo Cim.* **18** 947
- [39] Bottino A, Longoni A M and Regge T 1962 *Nuovo Cim.* **23** 954
- [40] Donnachie A and Landshoff P V 1992 *Phys. Lett. B* **296** 227
- [41] Campos S D 2020 *Phys. Scr.* **95** 065302
- [42] Campos S D 2020 *to be published in Chinese Physics C* (2020); arXiv:2003.11493[hep-ph]
- [43] Antchev G *et al.* (TOTEM Coll.) 2019 *Eur. Phys. J. C* **79** 785
- [44] Martynov E and Nicolescu B 2018 *Phys. Lett. B* **778** 414
- [45] Martynov E and Nicolescu B 2019 *EPJ Web of Conferences* **206** 06001
- [46] Khoze V A, Martin A D and Ryskin M G 2018 *Phys. Lett. B* **780** 352
- [47] Szczurek A and Lebiedowicz P 2019 *Proceedings of Science DIS2019* 071
- [48] von Laue M 1911 *Ann. Phys.* **340** 524
- [49] Shuryak E V 2019 arXiv:1909.04209[hep-ph]
- [50] Glozman L Ya 2019 arXiv:1909.06656[hep-ph]
- [51] Glozman L Ya 2019 arXiv:1907.01820[hep-ph]