

Spin-orbit coupling suppression and singlet-state blocking of spin-triplet Cooper pairs

S. Komori,¹ J. M. Devine-Stoneman,¹ K. Ohnishi,^{2,3} G. Yang,¹ Zh. Devizorova,^{4,5} S. Mironov,⁶ X. Montiel,¹ L. A. B. Olde Olthof,¹ L. F. Cohen,⁷ H. Kurebayashi,⁸ M. G. Blamire,¹ A. I. Buzdin,^{9,10} and J. W. A. Robinson^{1, *}

[*jjr33@cam.ac.uk](mailto:jjr33@cam.ac.uk)

¹ Department of Materials Science & Metallurgy, University of Cambridge, 27 Charles Babbage Road, Cambridge CB3 0FS, United Kingdom

² Department of Physics, Kyushu University, 744 Motooka, Fukuoka 819-0395, Japan

³ Research Center for Quantum Nano-Spin Sciences, 744 Motooka, Fukuoka, 819-0395, Japan

⁴ Moscow Institute of Physics and Technology, 141700 Dolgoprudny, Russia

⁵ Kotelnikov Institute of Radio-engineering and Electronics RAS, 125009 Moscow, Russia

⁶ Institute for Physics of Microstructures, Russian Academy of Sciences, 603950 Nizhny Novgorod, GSP-105, Russia

⁷ The Blackett Laboratory, Imperial College London, SW7 2AZ, United Kingdom

⁸ London Centre for Nanotechnology and Department of Electronic and Electrical Engineering at University of College London, London WC1H 01H, United Kingdom

⁹ University Bordeaux, LOMA UMR-CNRS 5798, F-33405 Talence Cedex, France

¹⁰ Sechenov First Moscow State Medical University, Moscow, 119991, Russia

Spin-information can be transferred between ferromagnets through a superconducting spacer via spin-polarized quasiparticles or triplet Cooper pairs. Below the critical temperature of an s-wave superconductor, an energy gap opens in the density of states below which the electrons pair up with antiparallel spins (“singlet pairs”) meaning singlet supercurrents do not carry a net spin. However, in this state the spin-relaxation time for spin-polarized quasiparticle (i.e. non-superconducting carrier) currents injected from a ferromagnet into a superconductor at the energy gap edge, is enhanced by over 6 orders of magnitude over the normal state^{1,2}. Spin can also be carried directly in the superconducting state through the conversion of singlet pairs into spin-polarized triplet pairs^{3–5} at magnetically inhomogeneous superconductor/ferromagnet interfaces^{3–10}. Although the decay envelope of triplet pairs within ferromagnetic materials is well studied, little is known about their decay in non-magnetic metals and superconductors, and in particular in presence of spin-orbit coupling (SOC). Here we report devices in which triplet supercurrents are created and are injected into the s-wave superconductor Nb with strong SOC. In the normal state of Nb, triplet pairs decay over a distance of 5 nm, which is an order of magnitude smaller than the decay of zero spin singlet pairs due to the SOC interacting with the spin associated with a triplet supercurrent. In the superconducting state of Nb, triplet supercurrents are blocked by the lack of available equilibrium states in the singlet superconducting gap. The results offer new insight into the dynamics between s-wave singlet and triplet states.

Magnetically inhomogeneous superconductor/ferromagnet (S/F) interfaces transform singlet pairs to spin-polarized triplet pairs via spin-mixing and spin-rotation processes^{3–9}. The majority of experiments to detect triplet supercurrents are based on S/F_L/F/F_R/S devices⁹ in which the magnetization directions of the F_L and F_R layers are non-collinear to the magnetization direction of the central F. Examples include Nb/Ni/Cu/Co/Ru/Co/Cu/Ni/Nb devices^{11,12} in which the magnetization directions of the outer Ni layers are orthogonal to the magnetization of the Co/Ru/Co synthetic antiferromagnet and Nb/Cr/Fe/Cr/Nb devices¹³ where a spin-glass layer at the Fe/Cr interface provides magnetic inhomogeneity^{13–16}. Triplet pairing is also detected through critical temperature measurements of S/F_L/F_R spin-valves^{17–19} and density of states measurements of S/F structures^{20–24}. Recently, ferromagnetic resonance spin-pumping experiments in Pt/Nb/Py/Nb/Pt structures have shown evidence for superconducting pure spin currents. In these structures the strong spin-orbit coupling (SOC) in Pt in conjunction with a proximity-induced ferromagnetic exchange field from Py creates a triplet density of states in superconducting Nb through which pure spin currents pumped from Py can propagate with a greater efficiency than when Nb is in the normal state^{25,26}.

Triplet pairs offer the potential for controlling spin and charge degrees of freedom via superconducting phase coherence^{3,4,27–29}. However, triplet device development requires a detailed understanding of the decay envelope of generated triplet pairs in F, S and N (nonmagnetic) metals (i.e. the coherence length of triplet pairs outside a source S), as well as an understanding of the dynamic interaction of singlet and triplet states.

A spin-mixing and spin-rotation at an interface or a magnetic exchange field with SOC^{25,26,30,31} are required to transform singlet pairs into triplet pairs and vice versa. Away from such an interface the triplet pairs that are already formed should propagate through a second interface into an F, N, or S metal and transfer spin and the triplet wavefunction through these layers. In a ferromagnet, triplet pairs remain coherent over tens of nanometers^{11–13,32} and potentially hundreds of nanometers in half-metallic ferromagnets^{21–24,33,34}. Although little work has been done to explore triplet decay lengths in N metals, it is assumed that triplet pairs will remain coherent in N over the spin-diffusion length^{6,11}. Hence, a significant difference in the proximity decay lengths of singlet and triplet pairs is expected in N metals since SOC will scatter the net spin carried by a triplet supercurrent^{6,31} and not the charge carried by a zero net spin singlet supercurrent.

A significant difference in the decay lengths is also expected for triplet and singlet pairs within an s-wave S. An attraction between electrons with opposite spin projections inside the s-wave superconductor supports the transfer of singlet Cooper pairs through the S layer without any damping. At the same time, the triplet Cooper pairs penetrating the superconductor experience the spatial decay of their wave function due to the absence of the pairing between electrons with equal spin projections.

Here we investigate triplet coherence in a metal (Nb) with strong SOC in both the normal and superconducting states, by fabricating four series of $S/F_L/S'/F_R/S$ devices: (1) “triplet control devices” $\text{Nb}(300)/\text{Cr}(1)/\text{Fe}(d_{\text{Fe}})/\text{Cr}(1)/\text{Nb}(300)$ (thicknesses in nm) without a central layer of Nb' and varying total thickness of Fe (3 to 15 nm) to confirm singlet-to-triplet pair conversion at Fe/Cr spin mixer interfaces; (2) “singlet devices” $\text{Nb}(300)/\text{Cr}(1)/\text{Fe}(2)/\text{Nb}'(d_{\text{Nb}'})/\text{Fe}(2)/\text{Cr}(1)/\text{Nb}(300)$ in which the total Fe thickness is low enough such that a residual singlet supercurrent is measurable; and two series of “triplet devices” with (3) $\text{Nb}(300)/\text{Cr}(1)/\text{Fe}(4.8)/\text{Nb}'(d_{\text{Nb}'})/\text{Fe}(2.4)/\text{Cr}(1)/\text{Nb}(300)$ and (4) $\text{Nb}(300)/\text{Cr}(1)/\text{Fe}(7.5)/\text{Nb}'(d_{\text{Nb}'})/\text{Fe}(2.0)/\text{Cr}(1)/\text{Nb}(300)$ layers with a total Fe thickness exceeding the maximum thickness for which a singlet supercurrent is observed in Nb/Fe/Nb devices (5.5 nm)¹³. Each set of devices were prepared in a single deposition run. In device series (2)-(4) there are no intentional spin-mixing and spin-rotation interfaces between the Fe layers and the central Nb' layer and hence a triplet pair wavefunction should not be generated in Nb' in the superconducting state. We note that the focus of this study is not the triplet pair correlation in a source $S^{25,26}$ created by the pair conversion but the proximity-induced triplet correlation in S' located away from a source S.

Current-perpendicular-to-plane $S/F_L/S'/F_R/S$ Josephson devices are fabricated using a focused ion beam microscope technique that is described in detail elsewhere³⁵. Due to variations in the cross-sectional areas of the devices, the Josephson critical current (I_c) is multiplied by the device normal state resistance R_n (measured at high current bias) to give the characteristic voltage ($I_c R_n$). The $I_c R_n$ of all devices is systematically investigated as a function of $d_{\text{Nb}'}$ in the 0 to 40 nm range.

We first discuss the triplet control devices. In Fig. 1a we compare the $I_c R_n$ for these devices with Nb/Fe/Nb devices (blue curve) previously measured by our group¹³ versus Fe layer thickness (d_{Fe}) at 1.6 K. The Nb/Fe/Nb devices do not have (intentional) spin-mixer interfaces and so transport is spin-singlet. For

$d_{\text{Fe}} < 5$ nm, supercurrents are detectable in both types of devices, but for $d_{\text{Fe}} > 5$ nm supercurrents are only detectable in the triplet control devices confirming spin-mixing and spin-rotation at the Fe/Cr interfaces.

By applying a magnetic field (H) parallel to the interfaces, the I_c of the triplet control devices is modulated (inset of Fig. 1b). $I_c(H)$ is hysteretic and the maximum values of I_c are obtained at non-zero applied field ($\mu_0 H = \delta$) due to the barrier magnetization. In Fig. 1b we have plotted δ at 1.6 K (left-axis) versus d_{Fe} , which shows a linear increase in δ with d_{Fe} , consistent with the linear rise in the magnetic moment (m_s) per unit area with d_{Fe} for the unpatterned Nb/Cr/Fe/Cr/Nb films measured using a vibrating sample magnetometer at 300 K (right-axis). Both δ and m_s per unit area are proportional to d_{Fe} , suggesting that the Fe layers are homogeneously magnetized at magnetic saturation in both the unpatterned films and devices. From Fig. 1b, we estimate a magnetically dead layer at each Fe/Cr interfaces of 0.2 – 0.3 nm which probably constitutes the spin-glass.

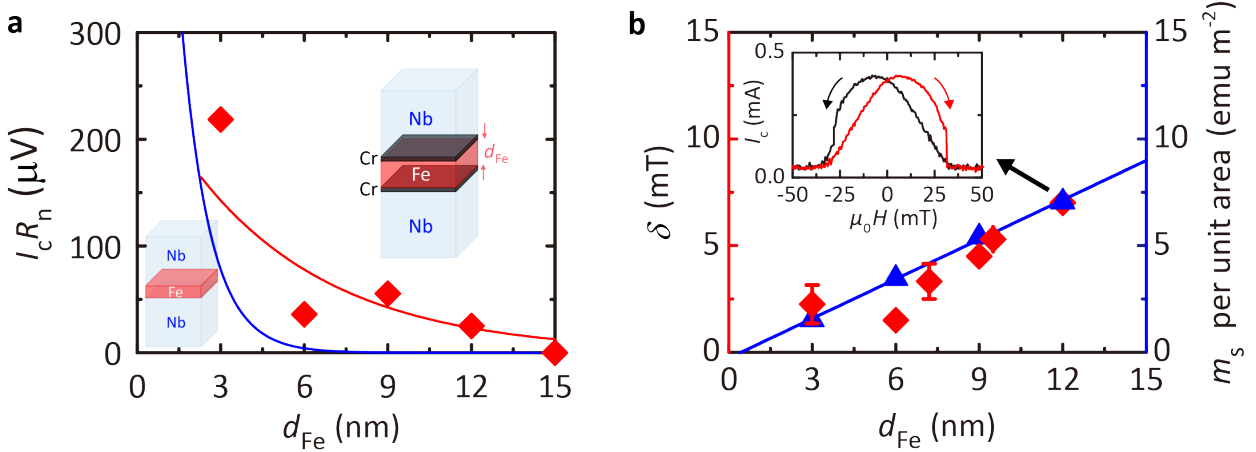


Fig. 1 | Triplet pair creation and magnetization properties of Fe/Cr interfaces. **a**, The decay of the average critical current multiplied by the normal state resistance ($I_c R_n$) versus Fe thickness (d_{Fe}) for Nb(300)/Cr(1)/Fe(d_{Fe})/Cr(1)/Nb(300) triplet control devices (red diamonds) at 1.6 K along with the known d_{Fe} -decay of $I_c R_n$ for Nb(300)/Fe(d_{Fe})/Nb(300) (the blue curve) singlet devices with a coherence length of 1.0 nm¹³. The (red) curve is a least square fit giving a triplet coherence length of $\xi_F^{\text{triplet}} = 5.3 \pm 1.9$ nm. **b**, In-plane magnetic hysteresis (δ ; red diamonds, left axis) estimated from the Nb(300)/Cr(1)/Fe(d_{Fe})/Cr(1)/Nb(300) triplet control devices at 1.6 K where δ is the maximum field shift in $I_c(H)$. The right axis shows the magnetic moment at magnetic saturation per unit area (m_s/m^2) determined from unpatterned Nb(300)/Cr(1)/Fe(d_{Fe})/Cr(1)/Nb(300) films (blue triangles). The (blue) curve is a least-squares regression line fit to m_s/m^2 versus d_{Fe} with a volume magnetization of 618 emu cm^{-3} and a magnetically dead layer at each Fe/Cr interfaces of 0.2 – 0.3 nm. The inset shows an $I_c(H)$ pattern for a Nb(300)/Cr(1)/Fe(12)/Cr(1)/Nb(300) device at 1.6 K.

In Fig. 2a we have plotted $I_c R_n$ versus $d_{\text{Nb}'}$ for the singlet devices which show two Nb'-thickness regimes: for $d_{\text{Nb}'} < 30$ nm, $I_c R_n$ slowly decreases with increasing $d_{\text{Nb}'}$ and rises beyond 30 nm, indicating the onset of superconductivity in Nb' which leads to two Josephson devices operating in series with the effective barrier thickness reduced as illustrated in Figs. 2b and 2c. Since the potential injection of spin-polarized quasiparticles suppresses the onset superconductivity of Nb', it is difficult to distinguish the critical current of Nb' and the Josephson critical current of the two devices. However, the formation of the two Josephson devices in series is confirmed by a second harmonic Fraunhofer pattern which results from the overlap of the Andreev bound states in Nb'^{36–38}. In Fig. 2d, we have plotted the positive field direction in $I_c(H)$ for two representative devices for two different values of $d_{\text{Nb}'}$ (20 and 30 nm). I_c is modulated with magnetic flux (Φ) according to $\text{sinc}(n\Phi/\Phi_0)$, where Φ_0 is a flux quantum, but the periodicity ($1/n$) is halved ($n = 2$) for the 30 nm device, consistent with a second harmonic current-phase relationship. In Fig. 2e (left-axis), we have plotted n versus $d_{\text{Nb}'}$, which shows $n = 1$ behaviour for all thicknesses except for the 30 nm device (which matches the singlet coherence length). The $d_{\text{Nb}'} = 40$ nm device shows $n = 1$ behaviour (i.e. the first harmonic), consistent with weakly overlapped Andreev bound states^{36,37}.

From the total specific resistance of these devices (AR_n) versus $d_{\text{Nb}'}$ (Fig. 2e; right-axis) and fitting a least-squares regression line, we estimate a resistivity in Nb' of $\rho_{\text{Nb}'} \approx 7.8 \pm 1.1 \mu\Omega \cdot \text{cm}$ (where A is the device cross-sectional area). The effective electron mean free path is $l = m_e v_F / N_d \rho_{\text{Nb}'} e^2 \approx 11.2 \pm 1.4$ nm, where $m_e \approx 9.1 \times 10^{-31}$ kg is the (effective) electron mass, $v_F = 1.37 \times 10^6$ m s⁻¹ is the Fermi velocity of Nb³⁹, $N_d = 5.56 \times 10^{28}$ m⁻³ is the number density of conduction electrons in Nb³⁹, and e is the electric charge. The electron diffusivity is $D_N = v_F l / 3 \approx (5.1 \pm 0.6) \times 10^{-3}$ m² s⁻¹, which gives a singlet coherence length of $\xi_N^{\text{singlet}} = (\hbar D_N / 2\pi k_B T)^{1/2} \approx 61 \pm 4$ nm, consistent with the decay of $I_c R_n$ versus $d_{\text{Nb}'}$ for $d_{\text{Nb}'} < 30$ nm.

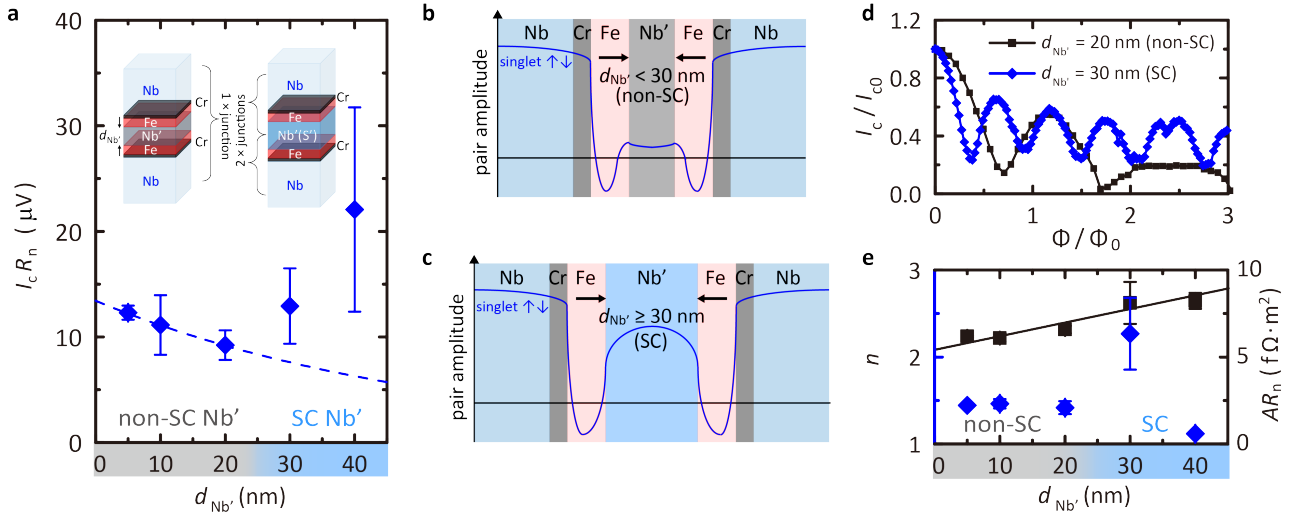


Fig. 2 | Supercurrents in singlet devices. **a**, Characteristic voltage ($I_c R_n$) versus $d_{Nb'}$ at 1.6 K for Nb(300)/Cr(1)/Fe(2)/Nb'(d_{Nb'})/Fe(2)/Cr(1)/Nb(300) devices. The dashed curve is a least square regression line fit to $I_c R_n$ for $d_{Nb'} < 25$ nm, giving a singlet coherence length of $\xi_N^{singlet} = 52 \pm 22$ nm. The error bars in $I_c R_n$ represent the statistical average values of $I_c R_n$ for multiple devices at a given value of $d_{Nb'}$, taking into account the errors in I_c and R_n . **b, c**, Schematic illustrations of the superconducting pair amplitudes for $d_{Nb'} < 30$ nm and $d_{Nb'} \geq 30$ nm. **d**, Normalized critical current versus normalized magnetic flux (Φ/Φ_0) for Nb(300)/Cr(1)/Fe(2)/Nb'(20)/Fe(2)/Cr(1)/Nb(300) (black squares) and Nb(300)/Cr(1)/Fe(2)/Nb'(30)/Fe(2)/Cr(1)/Nb(300) (blue diamonds) devices at 1.6 K. **e**, Normalized inverse periodicity of Fraunhofer oscillation (n ; blue diamonds, left-axis) and specific normal state resistance (AR_n ; black squares, right-axis) versus $d_{Nb'}$ for the singlet devices at 1.6 K with a least-squares regression line fit to AR_n (black line) from which we estimate $\rho_{Nb'} \approx 7.8 \pm 1.1 \mu\Omega \cdot \text{cm}$. R_n values for $d_{Nb'} = 30$ and 40 nm are taken when Nb' is in the normal state.

The trend in $I_c R_n$ versus $d_{Nb'}$ for both sets of triplet devices at 1.6 K is different to the singlet devices in that they do not show two-series junction behaviour for all values of $d_{Nb'}$ investigated (see Fig. 3). For $d_{Nb'} < 15$ nm, Josephson coupling is achieved (see Fig. 3b) and the corresponding normal-state resistance of the devices (R) falls to zero below 4 K. The inset of Fig. 3a shows an $I_c(H)$ pattern for a Nb(300)/Cr(1)/Fe(7.5)/Nb'(4)/Fe(2.0)/Cr(1)/Nb(300) device showing standard Fraunhofer behaviour with I_c shifted in field due to barrier flux from Fe. The periodicity of the Fraunhofer oscillation in the triplet devices is 78 – 108% of the first harmonic ($n = 1$) Fraunhofer pattern for a magnetized junction⁴⁰ (See top right of the inset in Fig. 3a), suggesting a homogeneous supercurrents across the device areas.

Typical $R(T)$ curves for $d_{Nb'} < 15$ nm are shown in Fig. 3c. The 300 nm-thick top and bottom Nb layers become superconducting below 9 K, showing a drop in R with the resistance continuously decreasing with

decreasing temperature as superconductivity gradually proximitizes the Cr/Fe/Nb/Fe/Cr barrier. The barriers are completely proximitized ($R = 0$) below 4 K. The decay in $I_c R_n$ versus $d_{\text{Nb}'}$ is exponential [$I_c R_n = \exp(-\xi_N^{\text{triplet}}/d_{\text{Nb}'})$] with a triplet coherence length of $\approx 3.2 - 5.7$ nm, which is an order of magnitude smaller than the singlet coherence length in Nb' estimated from Fig. 2a. The strong pair breaking effect on triplet pairs is likely due to strong SOC in normal state Nb^{41–43}, which suppresses the triplet pairing coherence due to scattering of the spin associated with the triplet supercurrent^{6,31}. We note that, for all temperatures, we do not observe magnetoresistance from the Fe/Nb'/Fe barriers in these devices, suggesting a short spin-diffusion length in thin Nb' layers (< 10 nm) in these particular devices due to SOC^{41–43} (see Supplementary Materials for details).

In the $d_{\text{Nb}'}$ range 15 to 30 nm, R of the devices does not fall to zero (Fig. 3e) and Josephson coupling is not detected (i.e. no I_c), suggesting the absence of triplet or singlet supercurrents, i.e. the triplet pair amplitude across Nb' is (approximately) zero. For $d_{\text{Nb}'} \geq 30$ nm, the Nb' spacers show a superconducting transition with dips in R below 2.3 K and 5.0 K for $d_{\text{Nb}'} = 30$ and 40 nm, respectively (Fig. 3g). The resistivity of the Nb' layer calculated from the resistance drop associated with the superconducting transition for these devices is $8.2 - 10.4 \mu\Omega \cdot \text{cm}$, consistent with the value estimated from Fig. 2e. In contrast to the singlet devices (Fig. 2a) we do not observe two-series junction behaviour in which the superconducting Nb' layer effectively halves the thickness of the barrier layers and leads to a higher $I_c R_n$ over the normal state Nb', meaning that the triplet wavefunction is unable to mediate Josephson coupling with the singlet wavefunction of Nb'. The triplet supercurrent is blocked even for the device with the thinnest superconducting Nb' layer ($d_{\text{Nb}'} = 30$ nm) obtained in this work and hence we estimate the coherence length of triplet pairs to be shorter than the singlet pair correlation length (≈ 30 nm). The disconnection of the triplet pair amplitude across the Nb' layer blocks charge transport via triplet pairs, i.e. Nb' is an effective insulator for triplet pairs.

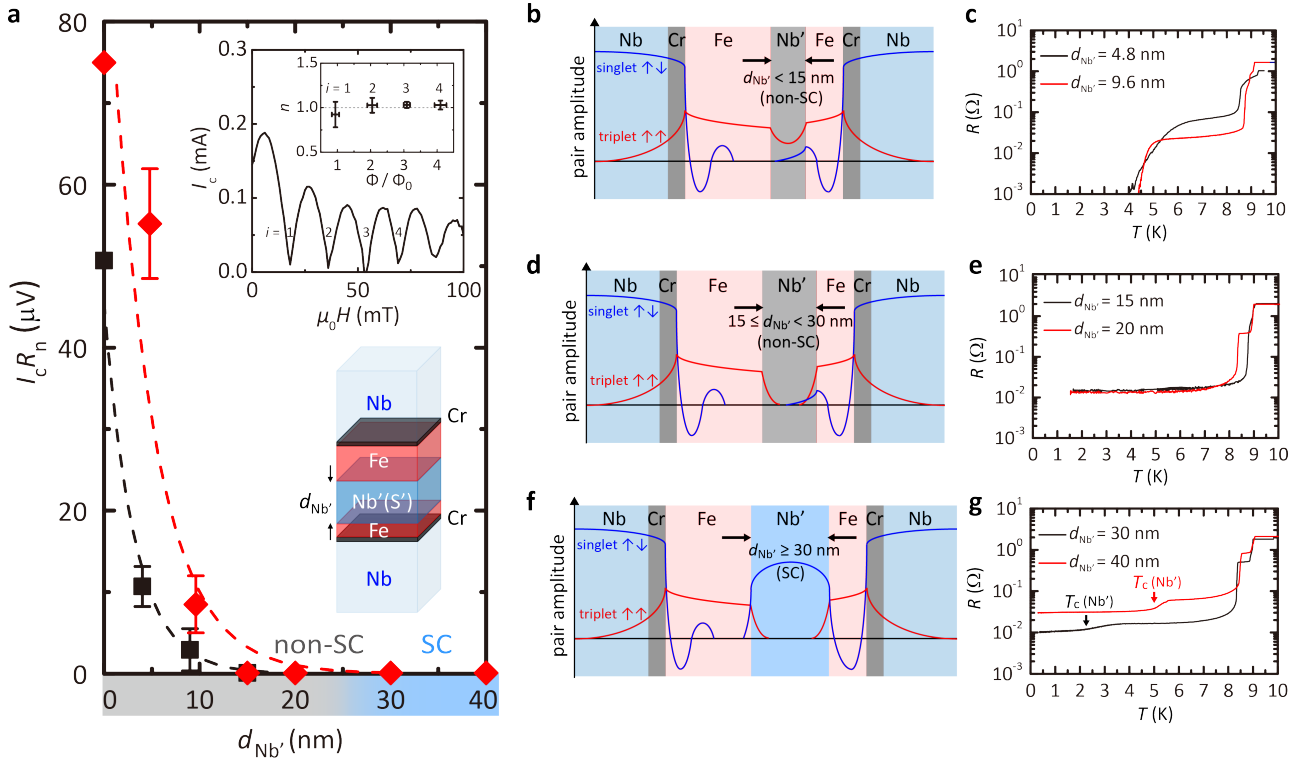


Fig. 3 | Supercurrents in triplet devices. **a**, Characteristic voltage $I_c R_n$ versus thickness of the central Nb' layer ($d_{\text{Nb}'}$) at 1.6 K for Nb(300)/Cr(1)/Fe(4.8)/Nb'($d_{\text{Nb}'}$)/Fe(2.4)/Cr(1)/Nb(300) (red diamonds) and Nb(300)/Cr(1)/Fe(7.5)/Nb'($d_{\text{Nb}'}$)/Fe(2.0)/Cr(1)/Nb(300) (black squares) devices. The (red and black) dashed curves represent a least square regression line fit to $I_c R_n$, giving triplet coherence lengths of $\xi_n^{\text{triplet}} = 5.7$ and 3.2 nm, respectively. The $I_c R_n$ values at $d_{\text{Nb}'} = 0$ nm are estimated from the gradient of $I_c R_n$ versus d_{Fe} for the Nb(300)/Cr(1)/Fe(d_{Fe})/Cr(1)/Nb(300) triplet devices in Fig. 1a. The error bars in $I_c R_n$ represent the statistical average values of $I_c R_n$ for multiple devices at a given value of $d_{\text{Nb}'}$, taking into account the errors in I_c and R_n . The inset shows an $I_c(H)$ pattern for a Nb(300)/Cr(1)/Fe(7.5)/Nb'(4)/Fe(2.0)/Cr(1)/Nb(300) device at 1.6 K. (Top right of the inset) Distribution of intensity minimas in $I_c(H)$ oscillations as a function of external magnetic flux for the triplet devices and corresponding normalized frequency (n) calculated by fitting $I_c(H)$ to the standard Fraunhofer pattern⁴⁰. **(b-f)** Schematic illustrations of the superconducting pair amplitudes at 1.6 K and $R(T)$ curves for $d_{\text{Nb}'} < 15$ nm, $15 \leq d_{\text{Nb}'} < 30$ nm, and $d_{\text{Nb}'} \geq 30$ nm regimes in Nb(300)/Cr(1)/Fe(4.8)/Nb'($d_{\text{Nb}'}$)/Fe(2.4)/Cr(1)/Nb(300) devices.

The significant differences in the coherence lengths of singlet and triplet pairs observed in F (Fe), N (normal state Nb'), and S' (superconducting Nb') are summarized in Table 1 together with the mean free path and the spin diffusion lengths. In F, the coherence length of triplet pairs is long-ranged and close to the spin-diffusion length, while singlet pairs affected by the exchange field are short-ranged (Fig. 1a). In N with strong SOC, the coherence length of the triplet pairs is short-ranged (Fig. 3a) due to the short spin-diffusion length (see Supplementary Materials) while singlet pairs are unaffected by SOC and are long-ranged (Fig. 2a). In S', singlet pairs couple with the singlet wavefunction of S' and creates two-series junction behaviour and

hence singlet supercurrents do not show a decay (Fig. 2a). Triplet pairs however are not able to couple with the singlet wavefunction of S' and decay within the order of the singlet coherence length (30 nm; Fig. 3a).

Table 1 | Electron mean free path (l), spin diffusion length (l_{sd}) and coherence lengths (ξ) in Fe and Nb at 1.6 K.

length scale (nm)	Fe	Nb' (non-SC)	Nb' (SC)
l	10.4 ^(Ref. 44)	11.2 ± 1.4	–
l_{sd}	8.5 ± 1.5 ^(Ref. 44)	< 4.8	–
ξ^{singlet}	1.0 ^(Ref. 13)	52 ± 22	no decay
ξ^{triplet}	5.3 ± 1.9	4.5 ± 1.3	< 30

Triplet pairs which are not coupled with the singlet wavefunction can decay through two possible mechanisms in superconducting Nb'. One is SOC which can exist also below T_c and results in a short spin diffusion length. The spin-diffusion length of quasiparticles in the superconducting state is theoretically comparable to that in the normal state⁴⁵. However, this is not necessarily the case for triplet pairs which are unaffected by the energy dispersion of quasiparticles and hence it is unreasonable to simply assume that the triplet blocking is only due to SOC. Another possibility is a competition between the singlet and the triplet pairing states⁴⁶ resulting from the fact that they have an opposite influence on the electron density of states at the Fermi energy, i.e. the singlet pairing decreases it, while the triplet correlations lead to its increase.

To show the absence of phase-coupling between triplet pairs and the singlet wavefunction and model the decay of triplet supercurrents in a singlet superconductor, we calculate the critical current density in a $S_L/F_L/S'/F_R/S_R$ device in which S_L/F_L and F_R/S_R spin-mixing/rotation interfaces are atomically thin. The central S' layer has a superconducting gap of Δ_0 which is smaller than that of S_L and S_R (Δ_1). The magnetic exchange fields of F_L and F_R layers (spin-rotation axis) are parallel to each other and strong enough to block the transport of minority spin triplet pairs. By solving the Gor'kov equations (see Supplementary Materials for details), we obtain the critical current density which appears to be completely triplet in our case:

$$J_c = |\Delta_1|^2 h_L h_R \sin\theta_L \sin\theta_R (a - b|\Delta_0|^2), \quad (1)$$

where h_L (h_R) is the magnetic exchange field in F_L (F_R) and θ_L (θ_R) is the magnetization angle between the magnetic exchange field at the S_L/F_L (F_R/S_R) interface and F_L (F_R). We note that equation (1) obtained from the anomalous Green's functions in S' consists of only triplet supercurrents and a singlet component is absent, meaning that phase-coupling between triplet pairs and the singlet wavefunction in S' is not mediated, agreeing with the experimental results. Since the coefficients $a, b > 0$, the presence of a singlet gap in S' layer (Δ_0) suppresses the triplet current density. This results from the fact that Δ_0 suppresses the triplet component of the anomalous Green's function (i.e. the motion of triplet pairs), which also agrees with the decay of triplet pairs within the length scale of singlet coherence length shown in Fig. 3.

In conclusion, we have observed a strong suppression of spin-triplet supercurrents in the normal and superconducting states of the s-wave superconductor Nb. In the normal state, SOC rapidly scatters triplet pairs and in the superconducting state triplet pairs are not able to mediate phase-coupling and are blocked in consistent with our theoretical model. Although the exact underlying mechanism(s) for triplet pair suppression remains an open question, the results provide insight into the dynamic coupling of s-wave singlet and s-wave triplet states demonstrating a mechanism for superconducting filtering of triplet pairs.

References

1. Hübner, F., Wolf, M. J., Beckmann, D. & Löhneysen, H. V. Long-range spin-polarized quasiparticle transport in mesoscopic Al superconductors with a Zeeman splitting. *Phys. Rev. Lett.* **109**, 207001 (2012).
2. Quay, C. H. L., Chevallier, D., Bena, C. & Aprili, M. Spin imbalance and spin-charge separation in a mesoscopic superconductor. *Nat. Phys.* **9**, 84–88 (2013).
3. Linder, J. & Robinson, J. W. A. Superconducting spintronics. *Nat. Phys.* **11**, 307–315 (2015).
4. Eschrig, M. Spin-polarized supercurrents for spintronics. *Phys. Today* **64**, 43–49 (2011).
5. Ohnishi, K. *et al.* Spin-transport in superconductors. *Appl. Phys. Lett.* **116**, 130501 (2020).
6. Bergeret, F. S., Volkov, A. F. & Efetov, K. B. Odd triplet superconductivity and related phenomena in superconductor-ferromagnet structures. *Rev. Mod. Phys.* **77**, 1321–1373 (2005).
7. Blamire, M. G. & Robinson, J. W. A. The interface between superconductivity and magnetism : understanding and device prospects. *J. Phys. Condens. Matter* **26**, 453201 (2014).
8. Bergeret, F. S., Volkov, A. F. & Efetov, K. B. Enhancement of the Josephson current by an exchange field in superconductor-ferromagnet structures. *Phys. Rev. Lett.* **86**, 3140–3143 (2001).
9. Houzet, M. & Buzdin, A. I. Long range triplet Josephson effect through a ferromagnetic trilayer. *Phys. Rev. B* **76**, 060504 (R) (2007).

10. Mironov, S. & Buzdin, A. Triplet proximity effect in superconducting heterostructures with a half-metallic layer. *Phys. Rev. B* **92**, 184506 (2015).
11. Khaire, T. S., Khasawneh, M. A., Pratt, W. P. & Birge, N. O. Observation of spin-triplet superconductivity in Co-based Josephson junctions. *Phys. Rev. Lett.* **104**, 137002 (2010).
12. Klose, C., Khaire, T. S., Wang, Y., Pratt, W. P. & Birge, N. O. Optimization of spin-triplet supercurrent in ferromagnetic Josephson junctions. *Phys. Rev. Lett.* **108**, 127002 (2012).
13. Robinson, J. W. A., Banerjee, N. & Blamire, M. G. Triplet pair correlations and nonmonotonic supercurrent decay with Cr thickness in Nb / Cr / Fe / Nb Josephson devices. *Phys. Rev. B* **89**, 104505 (2014).
14. Ishikawa, Y., Tournibr, R. & Filippi, J. Magnetic properties of Cr-rich Fe-Cr alloys at low temperatures. *J. Phys. Chem. Solids* **26**, 1727–1745 (1965).
15. Strom-Olsen, J. O., Wilford, D. F., Burke, S. K. & Rainford, B. D. The coexistence of spin density wave ordering and spin glass ordering in chromium alloys containing iron. *J. Phys. F Met. Phys.* **9**, L95 (1979).
16. Babic, B., Kajzar, F. & Parette, G. Magnetic properties and magnetic interactions in chromium-rich Cr-Fe alloys. *J. Phys. Chem. Solids* **41**, 1303–1309 (1980).
17. Singh, A., Voltan, S., Lahabi, K. & Aarts, J. Colossal proximity effect in a superconducting triplet spin valve based on the half-metallic ferromagnet CrO₂. *Phys. Rev. X* **5**, 021019 (2015).
18. Wang, X. L. *et al.* Giant triplet proximity effect in superconducting pseudo spin valves with engineered anisotropy. *Phys. Rev. B* **89**, 140508 (2014).
19. Srivastava, A. *et al.* Magnetization control and transfer of spin-polarized Cooper pairs into a half-metal manganite. *Phys. Rev. Appl.* **8**, 044008 (2017).
20. Di Bernardo, A. *et al.* Signature of magnetic-dependent gapless odd frequency states at superconductor/ferromagnet interfaces. *Nat. Commun.* **6**, 8053 (2015).
21. Visani, C. *et al.* Equal-spin Andreev reflection and long-range coherent transport in high-temperature superconductor / half-metallic ferromagnet junctions. *Nat. Phys.* **8**, 539–543 (2012).
22. Kalcheim, Y., Kirzhner, T., Koren, G. & Millo, O. Long-range proximity effect in La_{2/3}Ca_{1/3}MnO₃/(100)YBa₂Cu₃O_{7-δ} ferromagnet/superconductor bilayers: Evidence for induced triplet superconductivity in the ferromagnet. *Phys. Rev. B* **83**, 064510 (2011).
23. Kalcheim, Y., Millo, O., Egilmez, M., Robinson, J. W. A. & Blamire, M. G. Evidence for anisotropic triplet superconductor order parameter in half-metallic ferromagnetic La_{0.7}Ca_{0.3}MnO₃ proximity coupled to superconducting Pr_{1.85}Ce_{0.15}CuO₄. *Phys. Rev. B* **85**, 104504 (2012).
24. Kalcheim, Y. *et al.* Magnetic field dependence of the proximity-induced triplet superconductivity at ferromagnet / superconductor interfaces. *Phys. Rev. B* **89**, 180506(R) (2014).
25. Jeon, K. *et al.* Enhanced spin pumping into superconductors provides evidence for superconducting pure spin currents. *Nat. Mater.* **17**, 499–503 (2018).
26. Jeon, K. *et al.* Exchange-field enhancement of superconducting spin pumping. *Phys. Rev. B* **99**, 024507 (2019).
27. Linder, J. & Yokoyama, T. Supercurrent-induced magnetization dynamics in a Josephson junction with two misaligned ferromagnetic layers. *Phys. Rev. B* **83**, 012501 (2011).

28. Baek, B., Rippard, W. H., Benz, S. P., Russek, S. E. & Dresselhaus, P. D. Hybrid superconducting-magnetic memory device using competing order parameters. *Nat. Commun.* **5**, 3888 (2014).
29. Feofanov, A. K. *et al.* Implementation of superconductor/ferromagnet/superconductor π -shifters in superconducting digital and quantum circuits. *Nat. Phys.* **6**, 593–597 (2010).
30. Bergeret, F. S. & Tokatly, I. V. Spin-orbit coupling as a source of long-range triplet proximity effect in superconductor-ferromagnet hybrid structures. *Phys. Rev. B* **89**, 134517 (2014).
31. Montiel, X. & Eschrig, M. Generation of pure superconducting spin current in magnetic heterostructures via nonlocally induced magnetism due to Landau Fermi liquid effects. *Phys. Rev. B* **98**, 104513 (2018).
32. Robinson, J. W. A., Witt, J. D. S. & Blamire, M. G. Controlled injection of spin-triplet supercurrents into a strong ferromagnet. *Science* **329**, 59–62 (2010).
33. Keizer, R. S. *et al.* A spin triplet supercurrent through the half-metallic ferromagnet CrO₂. *Nature* **439**, 825–827 (2006).
34. Anwar, M. S. *et al.* Long range supercurrents in ferromagnetic CrO₂ using a multilayer contact structure. *Appl. Phys. Lett.* **100**, 052602 (2012).
35. Bell, C. *et al.* Fabrication of nanoscale heterostructure devices with a focused ion beam. *Nanotechnology* **14**, 630–632 (2003).
36. Hurd, M. & Wendin, G. Superconducting current in a ballistic double superconducting—normal-metal —superconducting structure. *Phys. Rev. B* **51**, 3754–3759 (1995).
37. Chang, V. C. Y. & Chu, C. S. Andreev-level tunneling in a ballistic double superconductor – normal-metal – superconductor junction. *Phys. Rev. B* **55**, 6004–6014 (1997).
38. Ouassou, J. A. & Linder, J. Spin-switch Josephson junctions with magnetically tunable $\sin(\delta\phi/n)$ current-phase relation. *Phys. Rev. B* **96**, 064516 (2017).
39. Ascroft, N. W. & Mermin, N. D. *Solid State Physics*. (Holt, Rinehart and Winston, New York, 1976).
40. Blamire, M. G., Smiet, C. B., Banerjee, N. & Robinson, J. W. A. Field modulation of the critical current in magnetic Josephson junctions. *Supercond. Sci. Technol.* **26**, 055017 (2013).
41. Wakamura, T., Hasegawa, N., Ohnishi, K., Niimi, Y. & Otani, Y. Spin Injection into a superconductor with strong spin-orbit coupling. *Phys. Rev. Lett.* **112**, 036602 (2014).
42. Morota, M. *et al.* Indication of intrinsic spin Hall effect in 4d and 5d transition metals. *Phys. Rev. B* **83**, 174405 (2011).
43. Maekawa, S., Valenzuela, S. O., Saito, E. & Kimura, T. *Spin Current*. (Oxford University Press, 2012).
44. Bozec, D. Current perpendicular to the plane magnetoresistance of magnetic multilayers. (Leeds University, Leeds, West Yorkshire, England, 2000).
45. Yamashita, T., Takahashi, S., Imamura, H. & Maekawa, S. Spin transport and relaxation in superconductors. *Phys. Rev. B* **65**, 172509 (2002).
46. Richard, C., Buzdin, A., Houzet, M. & Meyer, J. S. Signatures of odd-frequency correlations in the Josephson current of superconductor/ferromagnet hybrid junctions. *Phys. Rev. B* **92**, 094509 (2015).

Acknowledgements

The authors acknowledge K-R. Jeon for fruitful discussions. S.K., J.M.D-S., G.Y., X.M., L.F.C., H.K., M.G.B. and J.W.A.R. acknowledge funding from the EPSRC Programme Grants (No. EP/N017242/1 and No. EP/P026311/1). J.W.A.R. acknowledges funding from the Royal Society through a University Research Fellowship. K.O. acknowledges the JSPS Programme “Fostering Globally Talented Researchers” (JPMXS05R2900005). S.M. and A.I.B. acknowledge funding from Russian Science Foundation (Grant No. 20-12-00053). Zh.D. and S.M. acknowledge financial support from the Foundation for the advancement of theoretical physics “BASIS”. S.M. acknowledges financial support from the Russian Presidential Scholarship (SP-3938.2018.5).

Author contributions

J.W.A.R. conceived and designed the project. S.K. and J.M.D-S. sputtered the films, fabricated the devices and performed electrical and magnetic measurements. The electrical data was obtained using a setup developed by S.K. with help from K.O. and G.Y. The theoretical model was developed by Zh.D., S.M. and A.I.B. and refined with help from X.M. and L.A.B.O. Suggestions and advices for the experiment and data analysis were provided by L.F.C., H.K. and M.G.B. All the authors discussed the results and commented on the manuscript which was written by S.K. and J.W.A.R.

Competing interests

The authors declare no competing interests.

Methods

Film growth. Unpatterned films were fabricated on 5 mm × 5 mm quartz substrates by DC magnetron sputtering in an ultrahigh-vacuum chamber with a base pressure better than 10^{-6} Pa. The sputtering targets were pre-sputtered for approximately 20 minutes to clean the surfaces and the films were grown using an Ar pressure of 1.5 Pa. Multiple quartz substrates were placed on a rotating circular table that passed in series under stationary magnetrons so that multiple samples with different layer thicknesses could be grown in the same deposition run. The thickness of each layer was controlled by adjusting the angular speed of the rotating table at which the substrates moved under the respective targets and the sputtering power.

Device fabrication. Standard optical lithography and Ar- ion milling define 4- μ m-wide tracks, which were narrowed down by focused-ion-beam milling to make current-perpendicular-to-plane devices. Further details on the device fabrication process are described elsewhere³⁵. A typical device dimension is 500 nm × 500 nm.

Transport measurements. A pulse tube cryogen-free system (Cryogenic Ltd) was used to cool the devices down to 1.6 K. Resistivity and current-voltage I (V) characteristics of the devices were measured in a four-point configuration using a current-bias circuit attached to a lock-in amplifier and an analogue-digital converter and also using the differential conductance mode of a Keithley 6221 AC-current source and a 2182A nanovoltmeter. The Josephson critical current I_c and the normal state resistance R_n of a device were determined by fitting the I (V) characteristics to the resistively shunted junction model $V = R_n (I^2 - I_c^2)^{0.5}$.

Supplementary Information

1. Spin-transport in normal state Nb

Figure S1 shows the electrical resistance (R) versus an in-plane magnetic field (H) for Nb(300 nm)/Cr(1 nm)/Fe(4.8 nm)/Cu(10 nm)/Fe(2.4 nm)/Cr(1 nm)/Nb(300 nm) (left-axis) and Nb(300 nm)/Cr(1 nm)/Fe(4.8 nm)/Nb(4.8 nm)/Fe(2.4 nm)/Cr(1 nm)/Nb(300 nm) (right-axis) devices at 10 K. A mismatch between the coercive fields of the 4.8-nm-thick Fe layer and the 2.4-nm-thick Fe layer leads to an increase in R at $\mu_0 H \approx 50$ mT due to giant magnetoresistance (GMR) effect in the device with a 10-nm-thick Cu spacer but not in the device with a 4.8-nm-thick Nb spacer. The current is applied perpendicular to the plane in the device and hence the thickness of the spacer should be less than the spin-diffusion length to observe GMR. The absence of GMR in the device with a Nb spacer indicates a short spin-diffusion length (< 5 nm) in the normal state of Nb in these devices which agrees with the decay envelope of triplet supercurrents in Fig. 3a in the main text.

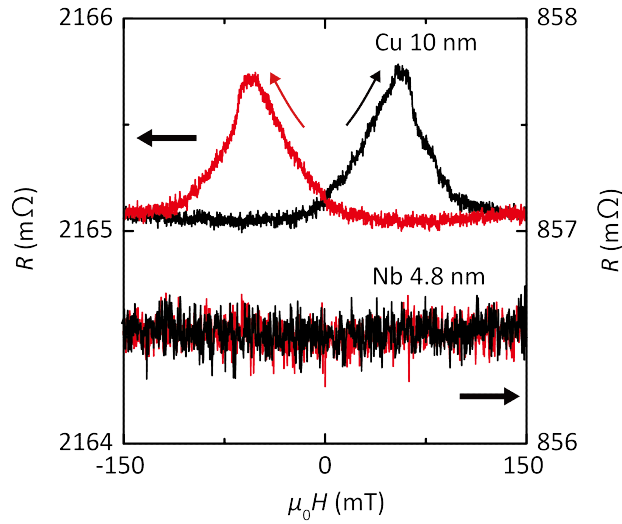


Figure S1: $R(H)$ for Nb(300)/Cr(1)/Fe(4.8)/Cu(10)/Fe(2.4)/Cr(1)/Nb(300) (left-axis) and Nb(300)/Cr(1)/Fe(4.8)/Nb(4.8)/Fe(2.4)/Cr(1)/Nb(300) (right-axis) devices at $T = 10$ K.

2. Theory of the suppression of spin-triplet Josephson currents in a singlet superconductor

We consider a $S_1/F_1/S'/F_2/S_2$ Josephson junction (see Fig. S2) consisting of atomically thin superconductors (S_1 and S_2), ferromagnets (F_1 and F_2) and a central superconductor (S'). The neighbouring layers are coupled by the transfer integrals t_i , ($i = 1, 2, 3, 4$) of the tight-binding model. The critical temperature of the superconducting leads S_1 and S_2 ($T_{c1} = T_{c2}$) is higher than that of the central superconductor S' (T_{c0}). Thus, the central layer S' can be both in the normal and in the superconducting states at $T < T_{c1}$. We assume that $T \approx T_{c0} < T_{c1}$, $t_i \ll T_{c0}$ and the interlayer tunneling conserves the momentum. Also, we assume that the S_1/F_1 and F_2/S_2 interfaces are magnetized. The misalignment angle θ_i ($i = 1, 2$) between the exchange field $\mathbf{h}_i = h_i(\cos \theta_i \mathbf{z} + \sin \theta_i \mathbf{x})$ at the S_i/F_i interface and the spin-rotation axis \mathbf{z} in the F_i layer gives rise to the emergence of the spin-triplet superconducting correlations. We assume 100 % spin polarization of F_1 and F_2 layers and therefore the transport of minority spin triplet pairs is blocked.

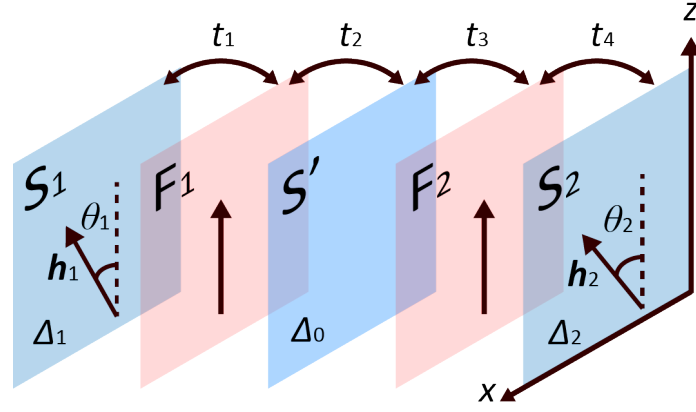


Figure S2: $S_1/F_1/S'/F_2/S_2$ Josephson junction consisting of atomically thin layers.

The superconducting gaps in S' , S_1 and S_2 layers are Δ_0 , $\Delta_1 = |\Delta_1|e^{-i\varphi/2}$ and $\Delta_2 = |\Delta_2|e^{i\varphi/2}$ with $|\Delta_1| = |\Delta_2|$ (the phase difference across the junction equals to φ). The energy spectrum in the superconductors is $\xi(\mathbf{p})$, while in the ferromagnets it is spin-dependent: $\xi_{\uparrow} = \xi(\mathbf{p})$ and $\xi_{\downarrow} = +\infty$. We denote the electron annihilation operators in S_1 , F_1 , S' , F_2 , S_2 layers as $\hat{\eta}$, $\hat{\psi}$, $\hat{\phi}$, $\hat{\psi}$ and $\hat{\eta}$. The Hamiltonian in the system under consideration is

$$\hat{H} = \hat{H}_0 + \hat{H}_{\text{BCS}} + \hat{H}_t, \quad (\text{S1})$$

with \hat{H}_0 the single particle Hamiltonian describing the kinetic energy in the five layers. \hat{H}_0 writes:

$$\hat{H}_0 = \sum_{\mathbf{p}; \alpha, \beta = \uparrow, \downarrow} \xi(\mathbf{p}) \hat{\phi}_{\mathbf{p}, \alpha}^{\dagger} \hat{\phi}_{\mathbf{p}, \beta} \delta_{\alpha\beta} + \hat{P}_{\alpha\beta} \hat{\psi}_{\mathbf{p}, \alpha}^{\dagger} \hat{\psi}_{\mathbf{p}, \beta} + \hat{P}_{\alpha\beta} \hat{\psi}_{\mathbf{p}, \alpha}^{\dagger} \hat{\psi}_{\mathbf{p}, \beta} + \hat{C}_{\alpha\beta}^{(1)} \hat{\eta}_{\mathbf{p}, \alpha}^{\dagger} \hat{\eta}_{\mathbf{p}, \beta} + \hat{C}_{\alpha\beta}^{(2)} \hat{\eta}_{\mathbf{p}, \alpha}^{\dagger} \hat{\eta}_{\mathbf{p}, \beta} \quad (\text{S2})$$

where the coefficient \hat{C}_i ($i = 1, 2$) describes the modified kinetic energy due to the magnetized interfaces and \hat{P} is the spin-dependent kinetic energy of the ferromagnets (assumed identical for F_1 and F_2), given by

$$\hat{C}^{(i)} = \begin{pmatrix} \xi - h_i \cos \theta_i & -h_i \sin \theta_i \\ -h_i \sin \theta_i & \xi + h_i \cos \theta_i \end{pmatrix}, \quad \hat{P} = \begin{pmatrix} \xi_{\uparrow} & 0 \\ 0 & \xi_{\downarrow} \end{pmatrix} = \begin{pmatrix} \xi & 0 \\ 0 & \infty \end{pmatrix}.$$

The second term in (S1), \hat{H}_{BCS} describes the superconductivity in the three superconductors as

$$\hat{H}_{\text{BCS}} = \sum_{\mathbf{p}} \Delta_0 \hat{\phi}_{\mathbf{p}, \uparrow}^{\dagger} \hat{\phi}_{-\mathbf{p}, \downarrow}^{\dagger} + \Delta_0^* \hat{\phi}_{-\mathbf{p}, \downarrow} \hat{\phi}_{\mathbf{p}, \uparrow} + \Delta_1 \hat{\eta}_{\mathbf{p}, \uparrow}^{\dagger} \hat{\eta}_{-\mathbf{p}, \downarrow}^{\dagger} + \Delta_1^* \hat{\eta}_{-\mathbf{p}, \downarrow} \hat{\eta}_{\mathbf{p}, \uparrow} + \Delta_2 \hat{\eta}_{\mathbf{p}, \uparrow}^{\dagger} \hat{\eta}_{-\mathbf{p}, \downarrow}^{\dagger} + \Delta_2^* \hat{\eta}_{-\mathbf{p}, \downarrow} \hat{\eta}_{\mathbf{p}, \uparrow} \quad (\text{S3})$$

and \hat{H}_t is the tunnelling Hamiltonian given by

$$\begin{aligned}\hat{H}_t = \sum_{\mathbf{p};\alpha} t_1 \left(\eta_{\mathbf{p},\alpha}^\dagger \psi_{\mathbf{p},\alpha} + \psi_{\mathbf{p},\alpha}^\dagger \eta_{\mathbf{p},\alpha} \right) + t_2 \left(\psi_{\mathbf{p},\alpha}^\dagger \phi_{\mathbf{p},\alpha} + \phi_{\mathbf{p},\alpha}^\dagger \psi_{\mathbf{p},\alpha} \right) + t_3 \left(\phi_{\mathbf{p},\alpha}^\dagger \tilde{\psi}_{\mathbf{p},\alpha} + \tilde{\psi}_{\mathbf{p},\alpha}^\dagger \phi_{\mathbf{p},\alpha} \right) \\ + t_4 \left(\tilde{\psi}_{\mathbf{p},\alpha}^\dagger \tilde{\eta}_{\mathbf{p},\alpha} + \tilde{\eta}_{\mathbf{p},\alpha}^\dagger \tilde{\psi}_{\mathbf{p},\alpha} \right).\end{aligned}\quad (\text{S4})$$

The commutation relations with the Hamiltonian are

$$\begin{aligned}[\hat{H}, \hat{\phi}_{\mathbf{p},\uparrow}] &= -\xi \hat{\phi}_{\mathbf{p},\uparrow} + \Delta_0 \hat{\phi}_{-\mathbf{p},\downarrow}^\dagger - t_2 \hat{\psi}_{\mathbf{p},\uparrow} - t_3 \hat{\tilde{\psi}}_{\mathbf{p},\uparrow}, & [\hat{H}, \hat{\phi}_{-\mathbf{p},\downarrow}^\dagger] &= \xi \hat{\phi}_{-\mathbf{p},\downarrow}^\dagger + \Delta_0^* \hat{\phi}_{\mathbf{p},\uparrow} + t_2 \hat{\psi}_{-\mathbf{p},\downarrow}^\dagger + t_3 \hat{\tilde{\psi}}_{-\mathbf{p},\downarrow}^\dagger, \\ [\hat{H}, \hat{\psi}_{\mathbf{p},\uparrow}] &= -\sum_{\beta} P_{\uparrow\beta} \hat{\psi}_{\mathbf{p},\beta} - t_1 \hat{\eta}_{\mathbf{p},\uparrow} - t_2 \hat{\phi}_{\mathbf{p},\uparrow}, & [\hat{H}, \hat{\psi}_{-\mathbf{p},\downarrow}^\dagger] &= \sum_{\alpha} P_{\alpha\downarrow} \hat{\psi}_{-\mathbf{p},\alpha}^\dagger + t_1 \hat{\eta}_{-\mathbf{p},\downarrow}^\dagger + t_2 \hat{\phi}_{-\mathbf{p},\downarrow}^\dagger, \\ [\hat{H}, \hat{\tilde{\psi}}_{\mathbf{p},\uparrow}] &= -\sum_{\beta} P_{\uparrow\beta} \hat{\tilde{\psi}}_{\mathbf{p},\beta} - t_3 \hat{\phi}_{\mathbf{p},\uparrow} - t_4 \hat{\tilde{\eta}}_{\mathbf{p},\uparrow}, & [\hat{H}, \hat{\tilde{\psi}}_{-\mathbf{p},\downarrow}^\dagger] &= \sum_{\alpha} P_{\alpha\downarrow} \hat{\tilde{\psi}}_{-\mathbf{p},\alpha}^\dagger + t_3 \hat{\phi}_{-\mathbf{p},\downarrow}^\dagger + t_4 \hat{\tilde{\eta}}_{-\mathbf{p},\downarrow}^\dagger, \\ [\hat{H}, \hat{\eta}_{\mathbf{p},\uparrow}] &= -\sum_{\beta} \hat{C}_{\uparrow\beta}^{(1)} \hat{\eta}_{\mathbf{p},\beta} + \Delta_1 \hat{\eta}_{-\mathbf{p},\downarrow}^\dagger - t_1 \hat{\psi}_{\mathbf{p},\uparrow}, & [\hat{H}, \hat{\eta}_{-\mathbf{p},\downarrow}^\dagger] &= \sum_{\alpha} \hat{C}_{\alpha\downarrow}^{(1)} \hat{\eta}_{-\mathbf{p},\alpha}^\dagger + \Delta_1^* \hat{\eta}_{\mathbf{p},\uparrow}^\dagger + t_1 \hat{\psi}_{-\mathbf{p},\downarrow}^\dagger, \\ [\hat{H}, \hat{\tilde{\eta}}_{\mathbf{p},\uparrow}] &= -\sum_{\beta} \hat{C}_{\uparrow\beta}^{(2)} \hat{\tilde{\eta}}_{\mathbf{p},\beta} + \Delta_2 \hat{\tilde{\eta}}_{-\mathbf{p},\downarrow}^\dagger - t_4 \hat{\tilde{\psi}}_{\mathbf{p},\uparrow}, & [\hat{H}, \hat{\tilde{\eta}}_{-\mathbf{p},\downarrow}^\dagger] &= \sum_{\alpha} \hat{C}_{\alpha\downarrow}^{(2)} \hat{\tilde{\eta}}_{-\mathbf{p},\beta}^\dagger + \Delta_2^* \hat{\tilde{\eta}}_{\mathbf{p},\uparrow}^\dagger + t_4 \hat{\tilde{\psi}}_{-\mathbf{p},\downarrow}^\dagger.\end{aligned}$$

We assume the coherent electron tunneling between the layers, which preserves the in-plane momentum \mathbf{p} . Using the Liouville equation

$$i \frac{\partial \Psi}{\partial \tau} = [\hat{H}, \Psi],$$

we introduce the following Green's functions in the imaginary-time representation:

$$\begin{aligned}G_{\alpha\beta}(\mathbf{p}; \tau_1, \tau_2) &= -\langle T_{\tau} \hat{\phi}_{\mathbf{p},\alpha}(\tau_1) \hat{\phi}_{\mathbf{p},\beta}^\dagger(\tau_2) \rangle, & F_{\alpha\beta}^\dagger(\mathbf{p}; \tau_1, \tau_2) &= \langle T_{\tau} \hat{\phi}_{-\mathbf{p},\alpha}^\dagger(\tau_1) \hat{\phi}_{\mathbf{p},\beta}^\dagger(\tau_2) \rangle, \\ E_{\alpha\beta}^\psi(\mathbf{p}; \tau_1, \tau_2) &= -\langle T_{\tau} \hat{\psi}_{\mathbf{p},\alpha}(\tau_1) \hat{\phi}_{\mathbf{p},\beta}^\dagger(\tau_2) \rangle, & F_{\alpha\beta}^{\psi\dagger}(\mathbf{p}; \tau_1, \tau_2) &= \langle T_{\tau} \hat{\psi}_{-\mathbf{p},\alpha}^\dagger(\tau_1) \hat{\phi}_{\mathbf{p},\beta}^\dagger(\tau_2) \rangle, \\ E_{\alpha\beta}^{\tilde{\psi}}(\mathbf{p}; \tau_1, \tau_2) &= -\langle T_{\tau} \hat{\tilde{\psi}}_{\mathbf{p},\alpha}(\tau_1) \hat{\phi}_{\mathbf{p},\beta}^\dagger(\tau_2) \rangle, & F_{\alpha\beta}^{\tilde{\psi}\dagger}(\mathbf{p}; \tau_1, \tau_2) &= \langle T_{\tau} \hat{\tilde{\psi}}_{-\mathbf{p},\alpha}^\dagger(\tau_1) \hat{\phi}_{\mathbf{p},\beta}^\dagger(\tau_2) \rangle, \\ E_{\alpha\beta}^\eta(\mathbf{p}; \tau_1, \tau_2) &= -\langle T_{\tau} \hat{\eta}_{\mathbf{p},\alpha}(\tau_1) \hat{\phi}_{\mathbf{p},\beta}^\dagger(\tau_2) \rangle, & F_{\alpha\beta}^{\eta\dagger}(\mathbf{p}; \tau_1, \tau_2) &= \langle T_{\tau} \hat{\eta}_{-\mathbf{p},\alpha}^\dagger(\tau_1) \hat{\phi}_{\mathbf{p},\beta}^\dagger(\tau_2) \rangle, \\ E_{\alpha\beta}^{\tilde{\eta}}(\mathbf{p}; \tau_1, \tau_2) &= -\langle T_{\tau} \hat{\tilde{\eta}}_{\mathbf{p},\alpha}(\tau_1) \hat{\phi}_{\mathbf{p},\beta}^\dagger(\tau_2) \rangle, & F_{\alpha\beta}^{\tilde{\eta}\dagger}(\mathbf{p}; \tau_1, \tau_2) &= \langle T_{\tau} \hat{\tilde{\eta}}_{-\mathbf{p},\alpha}^\dagger(\tau_1) \hat{\phi}_{\mathbf{p},\beta}^\dagger(\tau_2) \rangle,\end{aligned}$$

where G and F^\dagger are the single-particle and anomalous Green's function in S' , respectively. The tunneling Green's functions E^ψ , $E^{\tilde{\psi}}$, E^η and $E^{\tilde{\eta}}$ represent the tunneling of a particle from S' to F_1 , F_2 , S_1 and S_2 , respectively. Finally, the anomalous Green's functions $F^{\psi\dagger}$, $F^{\tilde{\psi}\dagger}$, $F^{\eta\dagger}$ and $F^{\tilde{\eta}\dagger}$ are associated with the

creation of a Cooper pair in which one electron is located in S' and the other electron is in F_1 , F_2 , S_1 and S_2 , respectively.

Rewriting the commutation relations in terms of the Green's functions and applying the Fourier transform such that $i\partial\psi/\partial\tau = -i\omega\psi$, we find the following closed set of matrices Gor'kov equations in frequency representation:

$$\text{for } S': \begin{cases} (i\omega - \xi)G + i\Delta_0\sigma_y F^\dagger - t_2 I E^\psi - t_3 I E^{\tilde{\psi}} = I, \\ ((i\omega + \xi)F^\dagger - i\Delta_0^*\sigma_y G + t_2 I F^{\psi\dagger} + t_3 I F^{\tilde{\psi}\dagger} = 0, \end{cases} \quad (S5)$$

$$\text{for } F_1: \begin{cases} (i\omega - \hat{P})E^\psi - t_1 I E^\eta - t_2 I G = 0, \\ ((i\omega + \hat{P})F^{\psi\dagger} + t_1 I F^{\eta\dagger} + t_2 I F^\dagger = 0, \end{cases} \quad (S6)$$

$$\text{for } F_2: \begin{cases} (i\omega - \hat{P})E^{\tilde{\psi}} - t_3 I G - t_4 I E^{\tilde{\eta}} = 0, \\ ((i\omega + \hat{P})F^{\tilde{\psi}\dagger} + t_3 I F^\dagger + t_4 I F^{\tilde{\eta}\dagger} = 0, \end{cases} \quad (S7)$$

$$\text{for } S_1: \begin{cases} (i\omega - \hat{C}^{(1)})E^\eta + i\Delta_1\sigma_y F^{\eta\dagger} - t_1 I E^\psi = 0, \\ ((i\omega + \hat{C}^{(1)})F^{\eta\dagger} - i\Delta_1^*\sigma_y E^\eta + t_1 I F^{\psi\dagger} = 0, \end{cases} \quad (S8)$$

$$\text{for } S_2: \begin{cases} (i\omega - \hat{C}^{(2)})E^{\tilde{\eta}} + i\Delta_2\sigma_y F^{\tilde{\eta}\dagger} - t_4 I E^{\tilde{\psi}} = 0, \\ ((i\omega + \hat{C}^{(2)})F^{\tilde{\eta}\dagger} - i\Delta_2^*\sigma_y E^{\tilde{\eta}} + t_4 I F^{\tilde{\psi}\dagger} = 0. \end{cases} \quad (S9)$$

where I is the 2×2 identity matrix and σ_y is the second Pauli matrix.

The definition of the current through the junction is imposed by the tunnelling Hamiltonian model. In this description, the charge current corresponds to the number of particles travelling from one layer to another, as described by the tunnelling Green's function E . Since the charge current flows across all the layers, it can be obtained from the Green's function at an arbitrary layer. The model presented here focuses on the Green's functions in the central S' layer, such that we express the current in terms of E^ψ . The current consists of the sum of spin-up and spin-down currents, however, since we consider fully polarized ferromagnets, we only need to take the $E_{\alpha\alpha}^\psi$ component into account.

Hence, the Josephson current density (j_y) across the junction is expressed via the Fourier component

$E_{\alpha\alpha}^\psi(\mathbf{p}; \omega)$ of the off-diagonal Matsubara Green function $E_{\alpha\beta}^\psi(\mathbf{p}; \tau_1, \tau_2) = -\langle T_\tau \hat{\psi}_{\mathbf{p},\alpha}(\tau_1) \hat{\phi}_{\mathbf{p},\beta}^\dagger(\tau_2) \rangle$:

$$j_y = -2ev_0 t_2 T \text{Im} \sum_{\omega=-\infty}^{\infty} \int_{-\infty}^{\infty} E_{\alpha\alpha}^\psi(\mathbf{p}; \omega) d\xi, \quad (S10)$$

where v_0 and T_τ are the electron density of states at the Fermi level and the time-ordered product for the imaginary time τ , respectively.

By solving the system above, we find the exact expression for E^ψ . We obtain $E_{\downarrow\downarrow}^\psi(\mathbf{p}; \omega) = 0$, which corresponds to the absence of the spin-down state, resulting from fully spin-polarized ferromagnets. By

expanding $E_{\uparrow\uparrow}^{\psi}$ up to seventh order over $t_i \ll T, (i = 1, 2, 3, 4)$ (assuming $h_2, h_1 \ll T \approx T_{c1}$ and $|\Delta_0| \ll T$) we find:

$$\text{Im} \sum_{\omega=-\infty}^{\infty} \int_{-\infty}^{\infty} E_{\uparrow\uparrow}^{\psi}(\mathbf{p}; \omega) d\xi = 4t_1^2 t_2^2 t_3^2 t_4^2 \text{Im}[\Delta_1 \Delta_2^*] (h_1 \sin \theta_1) (h_2 \sin \theta_2) (a - b|\Delta_0|^2),$$

where the coefficients are given by

$$\begin{aligned} a &= - \sum_{\omega=-\infty}^{\infty} \int_{-\infty}^{\infty} \frac{\omega^2}{(i\omega - \xi)^4 (i\omega - \xi)^2 [(i\omega + \xi)(i\omega - \xi) - |\Delta_1|^2]^4} d\xi \\ &= \sum_{\omega>0} \frac{\pi \omega^2}{8|\Delta_1|^{14}} \left[-640\omega - \frac{16|\Delta_1|^4}{\omega^3} + \frac{4|\Delta_1|^6}{\omega^5} \right. \\ &\quad \left. + \frac{640\omega^8 + 2240\omega^6|\Delta_1|^2 + 2816\omega^4|\Delta_1|^4 + 1452\omega^2|\Delta_1|^6 + 231|\Delta_1|^8}{(\omega^2 + |\Delta_1|^2)^{7/2}} \right], \\ b &= \sum_{\omega=-\infty}^{\infty} \int_{-\infty}^{\infty} \frac{2\omega^2}{(i\omega + \xi)^3 (i\omega - \xi)^5 [(i\omega + \xi)(i\omega - \xi) - |\Delta_1|^2]^4} d\xi \\ &= \sum_{\omega>0} \frac{\pi \omega^2}{16|\Delta_1|^{16}} \left[4480\omega + \frac{160|\Delta_1|^4}{\omega^3} - \frac{64|\Delta_1|^6}{\omega^5} + \frac{15|\Delta_1|^8}{\omega^7} \right. \\ &\quad \left. - \frac{4(1128\omega^8 + 3920\omega^6|\Delta_1|^2 + 4940\omega^4|\Delta_1|^4 + 2574\omega^2|\Delta_1|^6 + 429|\Delta_1|^8)}{(\omega^2 + |\Delta_1|^2)^{7/2}} \right]. \end{aligned}$$

such that the Josephson current density (S10) becomes

$$j_y = 8ev_0 t_1^2 t_2^2 t_3^2 t_4^2 |\Delta_1|^2 T (h_1 \sin \theta_1) (h_2 \sin \theta_2) (a - b|\Delta_0|^2) \sin \varphi. \quad (\text{S11})$$

Note that the temperature dependence of the critical current in the absence of the singlet superconductivity ($|\Delta_0| = 0$) may be non-monotonous, similar to the results obtained by Eschrig and Löfwander^{1,2} for the triplet supercurrents in a half-metallic Josephson junction with spin-active interfaces.

At low temperatures, $T \ll T_{c2}$ and $|\Delta_1| \gg T$, the coefficients a and b reduce to

$$a \approx \frac{7\zeta(3)}{16\pi^2 |\Delta_1|^8 T^3}, \quad b \approx \frac{465\zeta(5)}{512\pi^4 |\Delta_1|^8 T^5}.$$

where ζ is the Riemann zeta function.

At a temperature of $T \approx T_{c0}$, the condition above is satisfied when $|\Delta_1(T_{c0})| \gg T_{c0}$ (i.e. $T_{c1} \gg T_{c0}$). In this case, the Josephson current density is

$$j_y = \frac{56\zeta(3)ev_0t_1^2t_2^2t_3^2t_4^2h_1h_2\sin\theta_1\sin\theta_2}{16\pi^2|\Delta_1|^6T^2} \left(1 - \frac{465\zeta(5)}{224\pi^2\zeta(3)} \frac{|\Delta_0|^2}{T^2}\right) \sin\varphi. \quad (S12)$$

The divergence of the critical current in eq. (S12) at low temperature is related to the expansion over t and should be cut off at $T \approx t$. This shows that the singlet superconductivity suppresses the triplet Josephson current. Superconductivity in the central S' layer suppresses the triplet component of the anomalous Green's function F^\dagger . The fourth term in the expansion of F^\dagger over t is

$$F_{11}^\dagger(\mathbf{p}; \omega) = \frac{\alpha_1 t_1^2 t_2^2 \Delta_1^* + \alpha_2 t_3^2 t_4^2 \Delta_2^*}{(i\omega - \xi)(i\omega + \xi)} \left(1 + \frac{|\Delta_0|^2}{\omega^2 + \xi^2}\right)^{-2}, \quad (S13)$$

with coefficients $\alpha_{1,2} = d_{1,2}/\{(i\omega - \xi)(i\omega + \xi)\}$, $d_{1,2} = [\hat{A}_{1,2} \hat{f}\{i\omega - \hat{C}^{(1,2)}\}^{-1}]_{11}$ and

$$\hat{A}_{1,2} = [\{i\omega + \hat{C}^{(1,2)}\} + |\Delta_{1,2}|^2 \hat{f}\{i\omega - \hat{C}^{(1,2)}\}^{-1} \hat{f}]^{-1}.$$

We conclude that the suppression of the triplet component by the singlet superconducting correlations in the central S' layer results in damping of the Josephson current through a S₁/F₁/S'/F₂/S₂ Josephson junction. In the case of a symmetric junctions with $t_1 = t_2 = t_3 = t_4 = t$ and $h_1 = h_2 = h$, for temperature $T_{c1} \gg T_{c0}$ with $T \approx T_{c0}$, the Josephson current is

$$j_y = j_0 \left(\frac{t}{T_{c0}}\right)^8 \left(\frac{h}{T_{c0}}\right)^2 \left(\frac{T_{c0}}{|\Delta_1|}\right)^6 \left(\frac{T_{c0}}{T}\right)^2 \left(1 - \beta \frac{|\Delta_0|^2}{T^2}\right) \sin\theta_1 \sin\theta_2 \sin\varphi, \quad (S14)$$

with $j_0 = 56\zeta(3)ev_0T_{c0}^2/(16\pi^2)$ and $\beta = 465\zeta(5)/\{224\pi^2\zeta(3)\} \approx 0.2$.

Supplementary References

1. Eschrig, M. & Ofwander, T. L. Triplet supercurrents in clean and disordered half-metallic ferromagnets. *Nat. Phys.* **4**, 138–143 (2008).
2. Eschrig, M. Spin-polarized supercurrents for spintronics: a review of current progress. *Reports Prog. Phys.* **78**, 104501 (2015).