

# Group theory study of the vibrational modes and magnetic order in the topological antiferromagnet $\text{MnBi}_2\text{Te}_4$

Martin Rodriguez-Vega,<sup>1,2</sup> A. Leonardo,<sup>3,4</sup> and Gregory A. Fiete<sup>2,5</sup>

<sup>1</sup>*Department of Physics, The University of Texas at Austin, Austin, TX 78712, USA*

<sup>2</sup>*Department of Physics, Northeastern University, Boston, MA 02115, USA*

<sup>3</sup>*Donostia International Physics Center, San Sebastian, Spain*

<sup>4</sup>*Applied Physics Department II, University of the Basque Country UPV/EHU, Bilbao, Spain.*

<sup>5</sup>*Department of Physics, Massachusetts Institute of Technology, Cambridge, MA 02139, USA*

(Dated: July 30, 2022)

We employ group theory to study the properties of the lattice vibrations and magnetic order in the antiferromagnetic topological insulator  $\text{MnBi}_2\text{Te}_4$ , both in bulk and few-layer form. In the paramagnetic phase we obtain the degeneracies, the selection rules, and real-space displacements for the lattice vibrational modes for different stacking configurations. We discuss how magnetism influences these results. As a representative example, we consider a double septuple layer system and obtain the form of the magnetic order allowed by the symmetries of the crystal. We derive the allowed coupling terms that describe the paramagnetic to antiferromagnetic transition. Finally, we discuss the implications of our results for Raman scattering and other optical measurements. Our work sets the stage for a deeper understanding of the interplay of lattice modes, band topology, and magnetic order in  $\text{MnBi}_2\text{Te}_4$  and other symmetry-related materials.

## I. INTRODUCTION

The discovery of the integer quantum Hall effect<sup>1</sup> and its subsequent explanation in terms of the underlying topology of the band structure<sup>2</sup> has led to a new perspective on phases of matter, exemplified by topological insulators<sup>2–7</sup> and certain unconventional superconductors<sup>8–10</sup>. The quantum spin Hall effect in two dimensions<sup>11</sup>, time-reversal invariant topological insulating phases in three dimensions<sup>12–14</sup>, topological crystalline insulators<sup>15</sup>, higher-order topological phases with gapped bulk and surfaces but conducting hinges<sup>16–18</sup>, and fractionalized variants of these phase<sup>19–24</sup> are all outgrowths of topological ideas rooted in the quantum Hall effects. The exploration of topological phases has not been limited to condensed matter systems: there have been advances in optical lattices<sup>25</sup>, photonics<sup>26</sup>, mechanical and acoustic systems<sup>27,28</sup>, and out-of-equilibrium systems<sup>29,30</sup>.

The interplay of topological phases with correlated states of matter, such as magnetism, is currently one of the most interesting aspects in the field<sup>31</sup>. Magnetic topological insulators (MTIs) can host several interesting phenomena such as the quantized anomalous Hall (QAH) effect, characterized by a robust quantized Hall conductivity in the absence of an applied magnetic field<sup>32,33</sup>. In two-dimensions, the QAH effect was predicted<sup>34</sup> and observed in thin-film magnetically doped topological insulators<sup>35,36</sup>. In three-dimensions, symmetry protection can lead to an axion insulating phase, where the axion term in the electromagnetic Lagrangian<sup>37</sup> is,  $\mathcal{L}_\theta = \theta e^2/(2\pi h) \mathbf{E} \cdot \mathbf{B}$ , with  $\theta = \pi$  protected by the bulk inversion symmetry induces a quantized magnetoelectric effect (in units of the finite structure constant). These axion insulators have been realized in doped  $(\text{Bi,Sb})_2\text{Te}_3$  heterostructures, as revealed

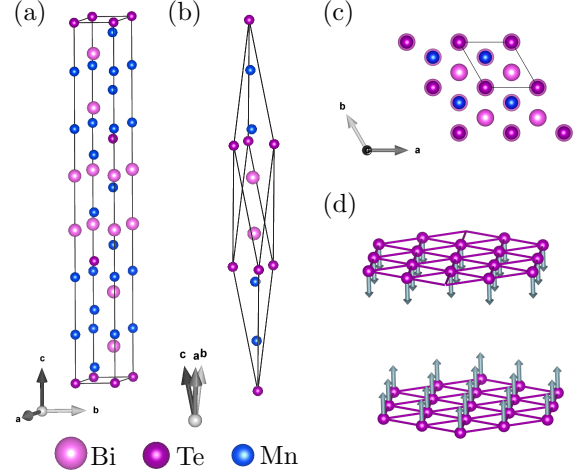


FIG. 1. (Color online) Paramagnetic MBT with (a) hexagonal and (b) rhombohedral unit cells, which contain a single Te-Bi-Te-Mn-Te-Bi-Te septuple layer. (c) Crystal structure viewed along the  $c$ -axis in the hexagonal setting. (d) Antiferromagnetic ordering of bulk MBT between two adjacent Mn layers, showing only the magnetic atoms for clarity. This figure was created with VESTA<sup>41</sup>.

by electrical transport measurements<sup>38–40</sup>.

The search for compounds which can intrinsically host magnetic topological phases led to the recent theoretical prediction<sup>42–44</sup> and experimental realization<sup>42,45</sup> of  $\text{MnBi}_2\text{Te}_4$  (MBT) and related compounds  $\text{MnBi}_4\text{Te}_7$ <sup>46</sup> and  $\text{MnBi}_8\text{Te}_{13}$ <sup>47</sup>. Bulk MBT is a van der Waals compound (Fig. 1 shows the crystal structure) which exhibits ferromagnetic (FM) order within each Mn plane and antiferromagnetic (AFM) order between the layers below  $T_N \approx 24\text{K}$ <sup>42,48</sup>.

In its paramagnetic phase, MBT is a strong topolog-

ical insulator protected by time-reversal symmetry with a gapped bulk and protected surface states<sup>49</sup>. Below the critical temperature, AFM order sets in and MBT transitions into an AFM TI phase protected by the composition of time-reversal and a translation in the  $c$ -axis by half a lattice constant<sup>42</sup>. Theoretically, it was proposed that when the sample is terminated along the (111) surface, the symmetry is broken at the surface and gapped surface states are obtained<sup>42,43</sup>. Subsequent angle resolved photon emission spectroscopy (ARPES) measurements indeed observed the predicted gapped bulk and surface states<sup>42,50–52</sup>. However, the relation of the surface state gap to the magnetic order is still under investigation<sup>50–52</sup>, including reports of gapless surface states using high-resolution ARPES<sup>53,54</sup>.

The topological nature of the system has been revealed through magneto-transport measurements which have shown the QAH effect in five septuple-layer MBT at low temperatures<sup>55</sup> and axion insulating states at zero magnetic field in six septuple-layer samples<sup>56</sup>. Finally, as a function of an applied magnetic field parallel to the crystal  $c$ -direction (hexagonal cell), bulk MBT presents a spin-flop transition at 3.5 T<sup>42,55</sup>, which characterizes the strength of the interlayer interaction.

Given that MBT is a van der Waals compound<sup>42</sup>, it is possible to exfoliate septuple layers (SL) and form few-layer stable structures<sup>55,56</sup>. As shown by experiments<sup>55,56</sup> and first-principles calculations<sup>57</sup>, the topological and magnetic properties of MBT depend on the number of layers<sup>57</sup>. These thickness-dependent features open up the possibility to combine MBT with other van der Waals materials to create heterostructures with designer properties<sup>58</sup>.

In parallel to these developments on topology and magnetism, there is increasing interest in controlling magnetic and other correlated states using light<sup>59–90</sup>. For this application, low-frequency (THz regime) drives are desirable, since they minimize heating issues inherent in driven interacting systems. In this regime, the phonons become the relevant degrees of freedom and their non-linear interactions provide a mechanism to manipulate the lattice in a controlled manner. The induced lattice distortions can in turn influence a correlated state, such as magnetism, and induce transitions on demand<sup>73–75,91–95</sup>.

Motivated by the dependence of the topological properties of MBT on the number of layers—as shown in experiments—and its potential application in light-driven heterostructures, in this work we use group theory to analyze the properties of the lattice vibrations as a function of the number of layers and the symmetry aspects of the magnetic transitions.

Group theory approaches have been used to study two-dimensional transition metal dichalcogenides<sup>96</sup> and phosphorene multilayer systems<sup>97</sup>. Here, we consider both bulk and few-septuple layer MBT in its paramagnetic phase assuming different stacking configurations and the symmetry allowed magnetic phases. Our results could be

used to interpret Raman measurements and distinguish stacking patterns though the angular dependence of the modes.

Our work is organized as follows. In Sec. II, we study the bulk vibrational modes in the paramagnetic phase. For double-SL MBT (d-MBT), we consider several stacking configurations between the SLs, obtain the space group, the phonon selection rules, and lattice displacements. For tri-SL MBT (t-MBT), we consider the bulk-like ABC stacking and selected misaligned structures and determine their impact on the phonon properties. In Sec. III, we study the symmetry aspects of the transition from the paramagnetic to the AFM phase focusing on d-MBT. Finally, in Sec. IV, we discuss the implications of our analysis to experimental measurements and present our conclusions. Throughout this work, we employ the group theory packages ISOTROPY<sup>98</sup>, GTPack<sup>99,100</sup> and the Bilbao crystallographic server<sup>101</sup>.

## II. VIBRATIONAL MODES IN THE PARAMAGNETIC PHASE

### A. Bulk

In this section, we consider MBT in the paramagnetic phase, where the crystal symmetries fully determine the properties of the vibrational modes. Figure 1 shows the conventional unit cell (the primitive unit cell contains one Mn, two Bi, and four Te atoms, for a total of  $N = 7$  atoms.). The crystal is formed by Te-Bi-Te-Mn-Te-Bi-Te septuple layers (SLs) stacked on top of each other. Bulk MBT belongs to the space group  $R\bar{3}m$  (166)<sup>42</sup> with point group  $D_{3d}$ .

The character table for  $D_{3d}$  is shown in Appendix B. The symmetry operations of the point group are  $\{E, 2C_3, 3C_2', i, S_6, 3\sigma_d\}$ , and the irreducible representations (irreps) are  $A_{1g}, A_{2g}, E_g, A_{1u}, A_{2u}, E_u$ . Notice that inversion is a symmetry of the lattice and therefore the irreps can be labeled by their transformation properties under inversion:  $g$  for even and  $u$  for odd transformation.

The irreducible representations of the vibrational modes are given by  $\Gamma_{vib.} = \Gamma^{equiv} \otimes \Gamma_{vec}$ <sup>102</sup>, where  $\Gamma^{equiv}$  is the equivalence representation, determined by the atoms that do not change positions upon application of the group symmetry operations. Here  $\Gamma_{vec} = E_u \oplus A_{2u}$  corresponds to the representation of the vector in the point group  $D_{3d}$ . Then, we find  $\Gamma^{equiv} = 4A_{1g} \oplus 3A_{2u}$ , which leads to the lattice vibration representation

$$\Gamma_{vib.} = 3A_{1g} \oplus 4A_{2u} \oplus 3E_g \oplus 4E_u, \quad (1)$$

upon expansion into irreps. We have 7 non-degenerate ( $A$ ) and 7 doubly-degenerate ( $E$ ) phonon modes for a total for  $3N = 21$  modes. Since the point group contains inversion, we can distinguish between infrared (IR) and Raman active modes. The infrared modes transform as a vector  $\Gamma_{vec}$ , while Raman modes transform as  $\Gamma_{vec} \otimes \Gamma_{vec} = 2A_{1g} \oplus A_{2g} \oplus 3E_g$ . In this case, 9 modes are Raman active (3 with totally symmetric  $A_{1g}$  representation and 3 with doubly-degenerate  $E_g$  representation) and 12 IR active modes, including the acoustic modes ( $A_{2u} \oplus E_u$ )<sup>103</sup>.

In a Raman scattering experiment, the contribution of the Raman mode  $\nu$  to the total intensity of the signal is

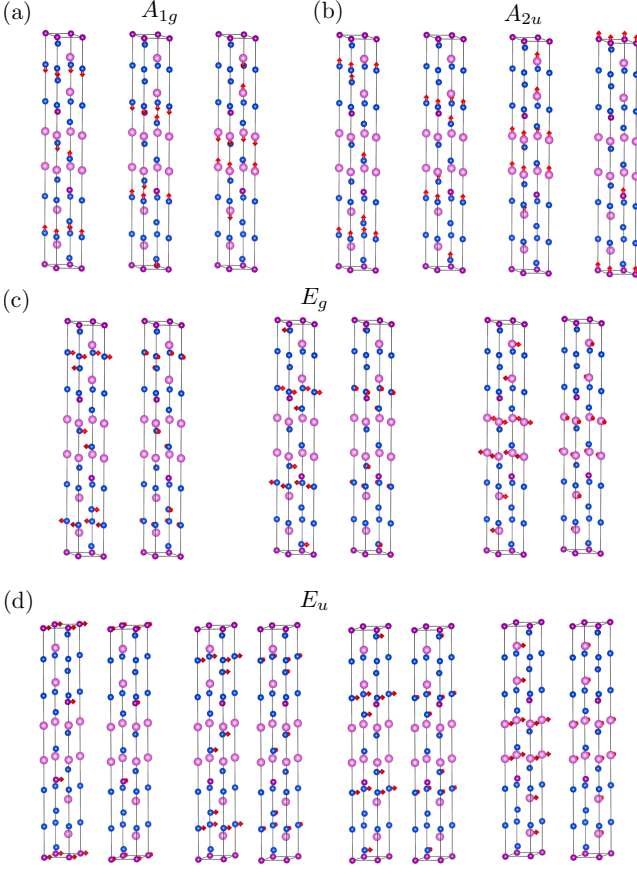


FIG. 2. (Color online) Lattice vibrational modes for bulk MBT in the paramagnetic phase. The red arrow indicates the direction of the atomic motion. The color coding of the atoms is the same as in Fig.1. This figure was created with VESTA<sup>41</sup>.

$I_\nu \propto \left| \sum_{\alpha, \beta=\{x,y,z\}} e_{\text{in}}^\alpha R_{\alpha\beta}^\nu e_{\text{out}}^\beta \right|^2$ , where  $e_{\text{in/out}}^\alpha$  are the polarization vectors of the incoming and outgoing light and  $R_{\alpha\beta}^\nu$  are the components of the Raman tensor for mode  $\nu$ . The total intensity has the form  $I(\omega) = I_0 \sum_\nu g_\nu I_\nu \delta(\omega - \omega_\nu)$ , where  $\omega$  is the probe frequency, and  $g_\nu$  is an occupation pre-factor which depends on whether we have a Stokes or an antiStokes process.  $I(\omega)$  can be derived from third-order perturbation theory, for detailed derivations see Ref. 104.

Therefore, the selection rules for the Raman modes are determined by the Raman tensors  $R$ , since the Raman intensity can be non-zero in a given Raman setup is the corresponding elements of the Raman tensor are non-zero. For paramagnetic MBT, the Raman tensors  $R$  are given by<sup>105</sup>

$$R(A_{1g}) = \begin{pmatrix} a & 0 & 0 \\ 0 & a & 0 \\ 0 & 0 & b \end{pmatrix} \quad (2)$$

$$R^{(a)}(E_g) = \begin{pmatrix} c & 0 & 0 \\ 0 & -c & d \\ 0 & d & 0 \end{pmatrix}, R^{(b)}(E_g) = \begin{pmatrix} 0 & -c & -d \\ -c & 0 & 0 \\ -d & 0 & 0 \end{pmatrix}. \quad (3)$$

The real-space displacements, which bring the dynamical matrix into a block-diagonal form where each block corre-

sponds to a different irrep<sup>100,102</sup>, can be obtained constructing the projection operators<sup>100,102</sup>

$$\hat{P}_{kl}^{(\Gamma_n)} = \frac{l_n}{h} \sum_{C_\alpha} \left( D_{kl}^{(\Gamma_n)}(C_\alpha) \right)^* \hat{P}(C_\alpha), \quad (4)$$

and applying them to arbitrary displacements. Here,  $\Gamma_n$  are the irreps,  $C_\alpha$  are the elements of the group,  $D_{kl}^{(\Gamma_n)}(C_\alpha)$  is the irreducible matrix representation of element  $C_\alpha$  (which are obtained with GTPack<sup>99,100</sup>),  $h = 12$  is the order of  $D_{3d}$ , and  $l_n$  is the dimension of the irreducible representation. Finally,  $\hat{P}(C_\alpha)$  are  $3N \times 3N$  matrices that form the displacement representation. Here, we employ the suite ISODISTORT to efficiently find the real space displacements<sup>98,106</sup> and Fig. 2 shows the 21 modes along with their irrep label. Interestingly, for  $A_{1g}$  and  $E_g$  modes, the magnetic Mn atoms do not participate in the lattice vibrations.

In summary, in this subsection we characterized the vibrational modes of bulk paramagnetic MBT. We obtained the Raman and IR active modes, their selection rules determined by the Raman tensors, and found the real-space vibrations which bring the dynamical matrix to block-diagonal form. In the next subsection, we consider few-layer MBT, and discuss how these properties vary as a function of the number of layers and different stacking configurations.

## B. Few-septuple layers MBT

The weak van der Waals nature of the forces holding the layers of MBT together allows one to obtain samples down to the single SL limit (Te-Bi-Te-Mn-Te-Bi-Te)<sup>55,56</sup>. In this section, we analyze the properties of the vibrational modes for the case of a single SL (m-MBT), double SL layer (d-MBT), and triple SL systems (t-MBT).

*Single SL.* For m-MBT the space group reduces to  $P\bar{3}m1$  (164), which can be understood from the lattice structure since m-MBT loses the symmetries composed with translations in the  $c$ -direction (hexagonal axis). The crystal structure is shown in Fig. 3(a), viewed along the  $c$ -axis (parallel to the cartesian  $z$  axis). Nonetheless, the point group is  $D_{3d}$  as in bulk. Te atoms are located at Wyckoff's positions 2d  $(1/3, 2/3, z)$  and 2c  $(0, 0, z)$ , Bi atoms at 2d  $(1/3, 2/3, z)$ , and the Mn atom at 1b  $(0, 0, 1/2)$ . Since m-MBT has the same number atoms in the primitive unit cell as bulk MBT, the representation for the lattice vibration is also  $\Gamma_{vib.} = 3A_{1g} \oplus 4A_{2u} \oplus 3E_g \oplus 4E_u$ .

Now, let us consider the effect of in-plane strain on m-MBT, which could result from placing the monolayer on a substrate. We assume that strain is applied in the cartesian  $y$ -direction, resulting in the distorted structure shown in Fig. 3(b). This distortion leads to a lowering of the symmetry to the space group  $C2/m$ , with point group  $C_{2h}$ . The compatibility relations are shown in Fig. 3(c), which relate irreps in the  $D_{3d}$  and  $C_{2h}$  point groups. The representation for the lattice vibration becomes  $\Gamma_{vib.} = 6A_g + 4A_u + 3B_g + 8B_u$ , with Raman tensors<sup>105</sup>

$$R(A_g) = \begin{pmatrix} a & d & 0 \\ d & b & 0 \\ 0 & 0 & c \end{pmatrix}, R(B_g) = \begin{pmatrix} 0 & 0 & e \\ 0 & 0 & f \\ e & f & 0 \end{pmatrix}. \quad (5)$$

*Double SL.* Now we consider the case of two SLs stacked on top of each other. First, let us consider d-MBT with AB

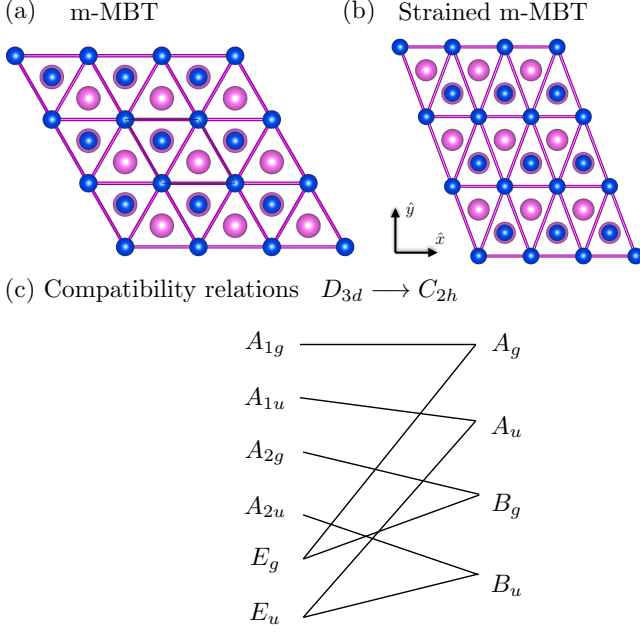


FIG. 3. (Color online) Crystal structure for (a) pristine m-MBT and (b) strained m-MBT. The color coding of the atoms is the same as in Fig.1. These figures were created with VESTA<sup>41</sup>. (c) Compatibility relations for the group-subgroup pair.

stacking (same stacking pattern as in bulk), which shares the same space group with m-MBT,  $P\bar{3}m1$  (164) with point group  $D_{3d}$  at wave vector  $\Gamma$ . In this case, the unit cell doubles in size, hosting now  $N = 14$  atoms in the unit cell. The Te atoms are located at  $2d$ ;  $(1/3, 2/3, z)$  and  $2c$ ;  $(0, 0, z)$  Wyckoff's positions, Mn atoms are placed at  $2d$  positions, and Bi are at  $2c$  and  $2d$  positions with different  $z$  coordinates. We find that the equivalence representation is given by  $\Gamma^{equiv} = 7A_{1g} \oplus 7A_{2u}$ , which leads to the lattice vibration representation

$$\Gamma_{vib.} = 7A_{1g} \oplus 7A_{2u} \oplus 7E_g \oplus 7E_u. \quad (6)$$

We have  $7A_{1g}$  one-dimensional and  $7E_g$  doubly-degenerate Raman active modes. On the other hand, we have  $6A_{2u}$  one-dimensional and  $6E_u$  IR modes excluding the acoustic modes. The real-space lattice displacements that block-diagonalize the dynamical matrix with irreps  $A_{1g}$  and  $A_{2u}$  are shown in Fig 4. Contrary to the bulk case, Mn atoms do participate in the lattice displacements with  $A_{1g}$  and  $E_g$  irreps ( $E_g$  and  $E_u$  are shown in Appendix (A)). Notice that modes where the layers are uniformly displaced away and towards each other are allowed. In particular, shear modes involving relative SL displacements within the plane posses  $E_g$  representation. These types of modes have been used to theoretically manipulate the magnetic order in other bilayer van der Waals systems<sup>94</sup> and induce ferroelectric switching in bilayer transition metal dichalcogenides<sup>107</sup> via non-linear phonon processes.

Because the fabrication processes for d-MBT can lead to different stacking patterns when placing one SL on top of the other, we now consider deviation from the bulk ABC pattern and its consequence on the symmetry group. In Table I we show the space group for different relative shifts

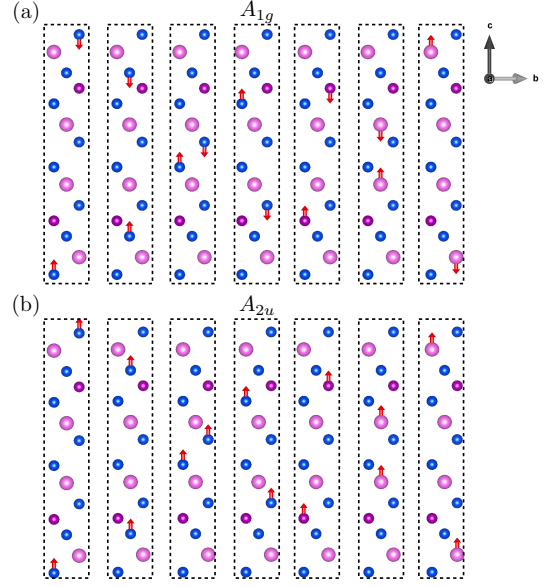


FIG. 4. (Color online) Lattice vibrational modes with irreps  $A_{1g}$  and  $A_{2u}$  for d-SL MBT in the paramagnetic phase. The dashed boxes enclose the different modes. The color coding of the atoms is the same as in Fig.1. This figure was created with VESTA<sup>41</sup>.

AA stacking	0	1/4	1/3	1/2	2/3	3/4
0	$P\bar{3}m1$	$P\bar{1}$	$P\bar{1}$	$C2/m$	$P\bar{1}$	$P\bar{1}$
1/4		$P\bar{1}$	$P\bar{1}$	$C2/m$	$P\bar{1}$	$C2/m$
1/3			$P\bar{1}$	$P\bar{1}$	$P\bar{3}m1$	$P\bar{1}$
1/2				$C2/m$	$P\bar{1}$	$C2/m$
2/3					$P\bar{1}$	$P\bar{1}$
3/4						$P\bar{1}$

TABLE I. Space group for d-MBT with layers shifted by a fraction of the lattice vectors, starting from an AA stacking configuration. The table is symmetric, therefore we omit the transpose slots for clarity.

between the layers. We construct this table by defining the shifted bilayer systems and evaluating the space group with ISOTROPY<sup>98,108</sup>. For example, d-MBT with AA stacking, where the Mn atoms on opposite layers lie on top of each other belongs to the space group  $P\bar{3}m1$  (164), same as with AB stacking. For most of the shifts considered, the symmetry reduces to  $P\bar{1}$ , which only contains identity  $\{1|(0,0,0)\}$  and inversion  $\{\mathcal{I}|(0,0,0)\}$  symmetries. A set of shifts leads to the space group  $C2/m$ , with symmetry operations:  $\{1|(0,0,0)\}$ , reflection combined with translation in the  $z$ -direction  $\{\sigma_y|(0,0,1/2)\}$ , a pure translation  $\{1|(1/2,1/2,0)\}$ , and reflection  $\{\sigma_y|(1/2,1/2,1/2)\}$ . The special shift  $(1/3, 2/3)$  leads to the original ABC stacking with space group  $P\bar{3}m1$ . Notice that all the shifts considered preserve inversion symmetry, and a generic shift can reduce the symmetry to  $P\bar{1}$ .

As a representative example of the systems with space group  $P\bar{1}$ , we consider d-MBT-(0,1/4). The point group at the  $\Gamma$  point is  $C_i$  which has two irreps:  $A_g$  and  $A_u$ . The representation of the lattice vibrations is given by  $\Gamma_{vib.} =$

Number of SLs	Space group	$\Gamma_{vib.}$
Bulk	$R\bar{3}m$	$3A_{1g} \oplus 4A_{2u} \oplus 3E_g \oplus 4E_u$
1	$P\bar{3}m1$	$3A_{1g} \oplus 4A_{2u} \oplus 3E_g \oplus 4E_u$
2	$P\bar{3}m1$	$7A_{1g} \oplus 7A_{2u} \oplus 7E_g \oplus 7E_u$
3	$P\bar{3}m1$	$10A_{1g} \oplus 11A_{2u} \oplus 10E_g \oplus 11E_u$
4	$P\bar{3}m1$	$14A_{1g} \oplus 14A_{2u} \oplus 14E_g \oplus 14E_u$
5	$P\bar{3}m1$	$17A_{1g} \oplus 18A_{2u} \oplus 17E_g \oplus 18E_u$

TABLE II. Lattice vibration representation  $\Gamma_{vib.}$  for few-SLs MBT with the bulk ABC stacking.

$21A_g \oplus 21A_u$ , which corresponds to 21 Raman active modes, and 21 IR modes, including the 3 acoustic modes. Due to its low symmetry, this group does not impose restriction on the elements of the Raman tensor for  $A_g$ . d-MBT-(0, 1/2) corresponds to the space group  $C2/m$  with point group  $C_{2h}$  which has four one-dimensional irreps:  $A_g$ ,  $B_g$ ,  $A_u$ , and  $B_u$ . We find  $\Gamma_{vib.} = 14A_g \oplus 7A_u \oplus 7B_g \oplus 14B_u$ . The Raman tensors for  $C_{2h}$  are shown in Eq. (5). The different irreps for these configurations would lead to different behavior of the Raman spectrum as a function of the angle of the incident light. This could help to distinguish the stacking patterns in d-MBT.

*Triple and thicker SLs.* t-MBT, quadruple SL MBT, and quintuple SL MBT with ABC stacking share the same space group and point group as d-MBT. The successive increase in the number of atoms in the unit cell leads to an increase in the number of phonon modes. In Table II, we display the representation of the lattice vibrations  $\Gamma_{vib.}$  for these few-layered systems.

For t-MBT, we now consider an ABB stacking pattern as depicted in Fig. 5(a), which could be fabricated by placing individual SLs on top of each other. The first two layers preserve the stacking pattern of the bulk, but the top layer Mn atoms are placed directly on top of the Mns atoms of the middle layer. This structure belongs to the space group  $P\bar{3}m1$  (156), with point group is  $C_{3v}$  at the  $\Gamma$  point<sup>98,108</sup>.  $C_{3v}$  possesses identity operation, three-fold rotational symmetry, and three mirror symmetries. This stacking pattern breaks inversion symmetry, opening the possibility to obtain a second harmonic generation signal in t-MBT, contrary to the case of d-MBT, where all the stacking patterns considered preserved inversion. The compatibility relations between the irreps of  $D_{3d}$  and  $C_{3v}$ <sup>101</sup> are shown in Fig. 5. These relations are relevant to describe the symmetry breaking process, and also apply to the description of the effect on the symmetries of an applied static electric field in the  $z$ -direction, which also breaks inversion symmetry. The representation of the lattice vibration is  $\Gamma_{vib.} = 21A_1 \oplus 21E$  and due to the absence of inversion symmetry both irreps in  $\Gamma_{vib.}$  are Raman and infrared active. For the point group  $C_{3v}$ , the Raman tensors are shown in Eqs. (7)-(8)<sup>105</sup>.

$$R(A_1) = \begin{pmatrix} a & 0 & 0 \\ 0 & a & 0 \\ 0 & 0 & b \end{pmatrix} \quad (7)$$

$$R^{(a)}(E) = \begin{pmatrix} 0 & c & d \\ c & 0 & 0 \\ d & 0 & 0 \end{pmatrix}, R^{(b)}(E) = \begin{pmatrix} c & 0 & 0 \\ 0 & -c & d \\ 0 & d & 0 \end{pmatrix}. \quad (8)$$

In summary, in this section we analyzed the group theory aspects of the lattice vibrations in few-layer MBT, and considered different deviations from the bulk stacking pattern.

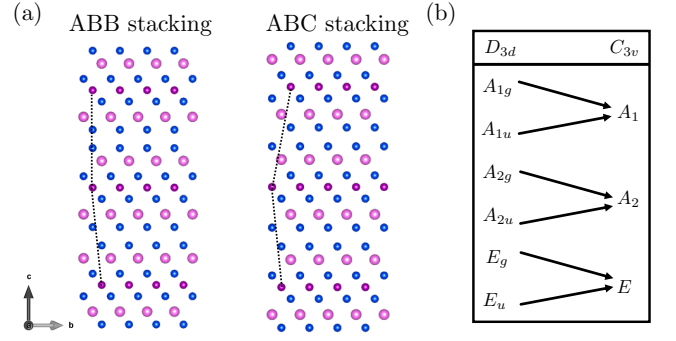


FIG. 5. (Color online.) (a) ABB and ABC t-MBT lattice structures. The dotted lines between Mn atoms are drawn to indicate the different stacking. The color coding of the atoms is the same as in Fig.1. These figures were created with VESTA<sup>41</sup>. (b) Compatibility relations between the irreps of  $D_{3d}$  and  $C_{3v}$ .

In the next section, we consider the group theory aspects of the magnetic transition below the critical temperature.

### III. MAGNETIC ORDER IN d-MBT

In this section, we consider the symmetry aspects of the magnetic transition in MBT, focusing on AB stacked d-MBT. As discussed in the previous sections, d-MBT has space group  $P\bar{3}m1$  (164) with a  $D_{3d}$  point group at the  $\Gamma$  point. The Mn magnetic atoms are located at the (2d) Wyckoff's positions with coordinates  $(1/3, 2/3, z)$  and  $(2/3, 1/3, -z)$ .

The relevant magnetic space group is  $P\bar{3}m11'$ , which is obtained from the crystallographic space group  $P\bar{3}m1$  by addition of its properties under a time-reversal operation  $\mathcal{T}$ . Different magnetic orders are allowed depending on the wave vector of the magnetic order relevant for the transition, which is determined by the magnetic unit cell considered. For example, if the chemical unit cell and the magnetic unit cell are identical, the associated wave vector is  $\mathbf{k} = (0, 0, 0)$ . In Appendix C we show the subgroups of  $P\bar{3}m11'$  associated with three high-symmetry points in the Brillouin zone:  $\Gamma$ ,  $M$ , and  $K$ . Each of the subgroups is associated with the onset of a particular magnetic configuration. In Fig. 6, we present representative cases for these three wave vectors and plot the associated magnetic order.

Next, we discuss in detail the magnetic transitions associated with the wave vector  $\mathbf{k} = (0, 0, 0)$ , which corresponds to cases where the chemical unit cell and the magnetic unit cell are identical. The irreducible corepresentations (IC) are shown in Table III, and were obtained following Ref. 109. The magnetic order associated with each of the ICs listed in Table III can be derived by inspecting the transformations of the magnetic moments under the operation of the group, recalling that it transforms as an axial vector localized on the Mn atoms. Alternatively, the magnetic order can be derived with ISOTROPY<sup>98</sup>. The  $A_{1g}$  IC corresponds to a paramagnetic phase. The  $A_{2g}$  and  $E_g$  ICs are associated with out of plane and in-plane FM order respectively, while  $A_{1u}$  and  $E_u$  correspond to the AFM order. The  $A_{2u}$  IC is not associated with magnetic order for the (2d) Wyckoff's position occupied by



$P\bar{3}m11'$	$\mathbb{1}$	$2C_3$	$3C_2$	$\mathcal{I}$	$2\mathcal{I}C_3$	$3\mathcal{I}C_2$	$\mathcal{T}$	$2\mathcal{T}C_3$	$3\mathcal{T}C_2$	$\mathcal{T}\mathcal{I}$	$2\mathcal{T}\mathcal{I}C_3$	$3\mathcal{T}\mathcal{I}C_2$
$A_{1g} (D_{3d})$	1	1	1	1	1	1	-1	-1	-1	-1	-1	-1
$A_{1u} (D_3)$	1	1	1	-1	-1	-1	1	1	1	-1	-1	-1
$A_{2g} (C_{3i})$	1	1	-1	1	1	-1	-1	-1	1	-1	-1	1
$A_{2u} (C_{3v})$	1	1	-1	-1	-1	1	-1	-1	1	1	1	-1
$E_g (C_i)$	2	-1	0	2	-1	0	-2	1	0	-2	1	0
$E_u (C_1)$	2	-1	0	-2	1	0	-2	1	0	2	-1	0

TABLE III. Irreducible correpresentations of the magnetic  $P\bar{3}m11'$  at the  $\Gamma$  point. In parenthesis we show the point group associated with the crystallographic irreps.

Subgroup	Order	Index
$D_{3d}(-3m)$	12	1
$C_{3v}(3m)$	6	2
$D_3(32)$	6	2
$C_{3i}(-3)$	6	2
$C_3(3)$	3	4
$C_{2h}(2/m)$	4	3
$C_s(m)$	2	6
$C_2(2)$	2	6
$C_i(-1)$	2	6
$C_1(1)$	1	12

TABLE IV. Subgroups of  $D_{3d}$ .

the Mn atoms.

The point group  $D_{3d}$  possess three subgroups of index two (they contain half of the elements of the group), as shown in Table IV:  $C_{3v}$ ,  $D_3 = \{\mathbb{1}, 3_z, 3_z^{-1}, 2_x, 2_{xy}, 2_y\}$ , and  $C_{3i}$ . These groups are relevant because they are used to construct the *black and white* magnetic point groups  $M$  (Shubnikov point groups of the third kind) to describe magnetic order. They have the group structure  $M = H + (D_{3d} - H)\mathcal{T}$ , with  $H = C_{3v}, D_3$ , or  $C_{3i}$ <sup>109</sup>. Additionally, we can construct the gray point group  $M = D_{3d} + D_{3d}\mathcal{T}$  associated with the paramagnetic phase, since  $\mathcal{T}$  is a symmetry of the group.

Now, we derive a spin model to describe the transition from the paramagnetic to the magnetically ordered state in d-MBT. We follow the discussion presented in Refs. [109 and 110], which is restricted to transitions where the chemical and magnetic unit cell are the same<sup>110</sup>, valid for ordering wave vector  $\mathbf{k} = (0, 0, 0)$ . As mentioned before, the two Mn atoms in the unit cell are located at the Wyckoff's positions (2d) with coordinates  $(1/3, 2/3, z)$ ,  $(2/3, 1/3, -z)$ . We label the magnetic moments localized at each of the Mn atoms as  $\mathbf{s}_1$  and  $\mathbf{s}_2$ , respectively, and define the two vectors

$$\mathbf{M} = \mathbf{s}_1 + \mathbf{s}_2, \quad (9)$$

$$\mathbf{L} = \mathbf{s}_1 - \mathbf{s}_2, \quad (10)$$

which represent the total magnetization and the AFM order parameter in the unit cell, respectively. First, we need to study the transformation properties of  $\mathbf{M}$  and  $\mathbf{L}$  under

Magnetic moments	$\{C_{3z}^+ (0,0,0)\}$	$\{C_{2x} (0,0,0)\}$	$\{\mathcal{I} (0,0,0)\}$
$(M_x, M_y, M_z)$	$(-1, -1, 1)$	$(1, -1, -1)$	$(1, 1, 1)$
$(L_x, L_y, L_z)$	$(-1, -1, 1)$	$(-1, 1, 1)$	$(-1, -1, -1)$

TABLE V. Transformation properties of the axial vectors  $\mathbf{M}$  and  $\mathbf{L}$  under the generators of the point group.

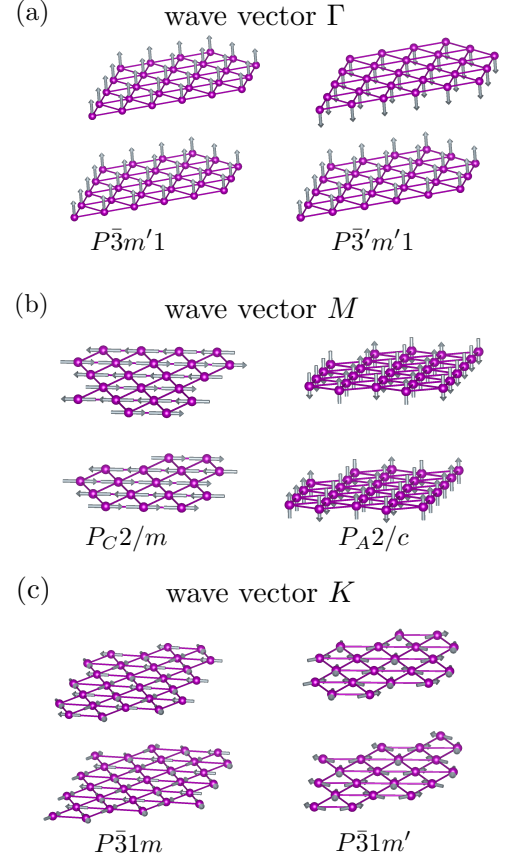


FIG. 6. (Color online.) Symmetry-allowed magnetic moment configuration for three different high-symmetry wave vectors: (a)  $\mathbf{k} = (0, 0, 0)$  ( $\Gamma$ ), (b)  $\mathbf{k} = (1/2, 0, 0)$  ( $M$ ), and (c)  $\mathbf{k} = (1/3, 1/3, 0)$  ( $K$ ). The corresponding magnetic space group is shown below. The grey arrows indicate the magnetic moment orientations.

the operations of the group. For this, it is sufficient to consider the generators of  $P\bar{3}m1$ , which are<sup>99,100</sup>  $\{\mathcal{I}|(0,0,0)\}$ ,  $\{C_{3z}^+|(0,0,0)\}$ ,  $\{C_{2x}|(0,0,0)\}$ , and  $\{\mathcal{I}|(0,0,0)\}$ . Consider first the two-fold rotation  $\{C_{2x}|(0,0,0)\}$ , which switches the position of  $\mathbf{s}_1$  and  $\mathbf{s}_2$ . The spin components  $s_{1,2}^z$  and  $s_{1,2}^y$  switch sign, while leaving  $s_{1,2}^x$  unchanged. With this transformation properties, we find that  $\{C_{2x}|(0,0,0)\}\mathbf{M} = (M_x, -M_y, -M_z)$  and  $\{C_{2x}|(0,0,0)\}\mathbf{L} = (-L_x, L_y, L_z)$ . On the other hand, the three-fold rotation  $\{C_{3z}^+|(0,0,0)\}$  does not interchange  $\mathbf{s}_1$  and  $\mathbf{s}_2$ . The spin components  $s_{1,2}^z$  are parallel to the three-

fold rotation axis, and do not change sign. Meanwhile, both  $s_{1,2}^x$  and  $s_{1,2}^y$  components change sign. With this transformation properties, we find  $\{C_{3z}^+|(0,0,0)\}\mathbf{M} = (-M_x, -M_y, M_z)$  and  $\{C_{3z}^+|(0,0,0)\}\mathbf{L} = (-L_x, -L_y, L_z)$ . Inversion  $\{\mathcal{I}|(0,0,0)\}$  sends an atom on the top layer to the bottom layer,  $\mathbf{s}_1 \leftrightarrow \mathbf{s}_2$  and does not affect the axial vectors.

In Table V, we summarize the transformation properties of each of the components of  $\mathbf{M}$  and  $\mathbf{L}$ . Interactions are allowed only among components that transform in the same way under the operations of the group. From the results in Table V, the following quadratic terms are totally symmetric:  $M_x^2, M_y^2, M_z^2, L_x^2, L_y^2$  and  $L_z^2$ . We find that no cross terms  $M_i L_j, M_i M_j$ , or  $L_i L_j$  are allowed by symmetry. These terms are associated with relativistic effects and can lead to canted states<sup>109</sup>. Therefore, from these considerations, we expect either pure FM or pure AFM (collinear) order, depending on the details of the energetics.

Recent magnetic force microscopy measurements have revealed the presence of AFM domain walls at the surface of MBT<sup>111</sup>, which are not captured in the present analysis. Furthermore, other effects such as single-ion anisotropies, the finite size of the sample, and surface interactions are not taken into consideration. These are natural topics for future studies.

#### IV. CONCLUSIONS

In conclusion, we presented a group theory study of the vibrational modes in bulk  $\text{MnBi}_2\text{Te}_4$  (MBT) and few septuple-layer MBT. We found the lattice displacements that bring the dynamical matrix into a block-diagonal form, the Raman and IR mode degeneracies, and their selection rules. For single layer m-MBT, we considered additionally the effect of strain

possibly induced by a substrate and discussed its effect on the vibrational modes. For double layer d-MBT, we obtained the space group of the shifted structures, discussed the symmetries of the resulting lattice in each case, and obtained the representation of the vibrational modes. We also showed how the representation of the vibrational modes changes with the number of SLs, considering up to five.

Our results can be used to help interpret Raman measurements on few-layer MBT, and to guide the construction of van der Waals heterostructures with specific desired symmetries. In particular, trilayer t-MBT with ABB stacking presents broken inversion symmetry, which will exhibit a non-zero second-harmonic generation signal and can be used to characterize this stacking pattern.

We also discussed the group theory aspects of the magnetic order in d-MBT as a representative case, and obtained a model to describe the magnetic transition taking into account the symmetries of the lattice. The group theory analysis of the magnetic order and vibrational mode we presented here should lend themselves to being used as the basis of a more refined analysis taking into account surface effects. Such an extension should help understand the relationship between the band topology and magnetic order in MBT, and other symmetry-related materials.

#### V. ACKNOWLEDGEMENTS

We thank A. Ernst for useful discussions. This research was primarily supported by the National Science Foundation through the Center for Dynamics and Control of Materials: an NSF MRSEC under Cooperative Agreement No. DMR-1720595, with additional support from NSF DMR-1949701. A.L. acknowledges support from the funding grant: PID2019-105488GB-I00.

- 
- <sup>1</sup> K. v. Klitzing, G. Dorda, and M. Pepper, *Phys. Rev. Lett.* **45**, 494 (1980).
  - <sup>2</sup> D. J. Thouless, M. Kohmoto, M. P. Nightingale, and M. den Nijs, *Phys. Rev. Lett.* **49**, 405 (1982).
  - <sup>3</sup> C. L. Kane and E. J. Mele, *Phys. Rev. Lett.* **95**, 226801 (2005).
  - <sup>4</sup> L. Fu, C. L. Kane, and E. J. Mele, *Phys. Rev. Lett.* **98**, 106803 (2007).
  - <sup>5</sup> M. Z. Hasan and C. L. Kane, *Rev. Mod. Phys.* **82**, 3045 (2010).
  - <sup>6</sup> J. E. Moore, *Nature* **464**, 194 (2010).
  - <sup>7</sup> X.-L. Qi and S.-C. Zhang, *Rev. Mod. Phys.* **83**, 1057 (2011).
  - <sup>8</sup> A. Kitaev, V. Lebedev, and M. Feigelman, *AIP Conference Proceedings* (2009), 10.1063/1.3149495.
  - <sup>9</sup> C. Beenakker and L. Kouwenhoven, *Nature Physics* **12**, 618621 (2016).
  - <sup>10</sup> M. Sato and Y. Ando, *Reports on Progress in Physics* **80**, 076501 (2017).
  - <sup>11</sup> M. König, S. Wiedmann, C. Brüne, A. Roth, H. Buhmann, L. W. Molenkamp, X.-L. Qi, and S.-C. Zhang, *Science* **318**, 766 (2007), <https://science.sciencemag.org/content/318/5851/766.full.pdf>.
  - <sup>12</sup> D. Hsieh, D. Qian, L. Wray, Y. Xia, Y. S. Hor, R. J. Cava, and M. Z. Hasan, *Nature* **452**, 970 (2008).
  - <sup>13</sup> H. Zhang, C.-X. Liu, X.-L. Qi, X. Dai, Z. Fang, and S.-C. Zhang, *Nature Physics* **5**, 438 (2009).
  - <sup>14</sup> Y. Xia, D. Qian, D. Hsieh, L. Wray, A. Pal, H. Lin, A. Bansil, D. Grauer, Y. S. Hor, R. J. Cava, and M. Z. Hasan, *Nature Physics* **5**, 398 (2009).
  - <sup>15</sup> L. Fu, *Phys. Rev. Lett.* **106**, 106802 (2011).
  - <sup>16</sup> F. Schindler, Z. Wang, M. G. Vergniory, A. M. Cook, A. Murani, S. Sengupta, A. Y. Kasumov, R. Deblock, S. Jeon, I. Drozdov, and et al., *Nature Physics* **14**, 918924 (2018).
  - <sup>17</sup> F. Schindler, A. M. Cook, M. G. Vergniory, Z. Wang, S. S. P. Parkin, B. A. Bernevig, and T. Neupert, *Science Advances* **4**, eaat0346 (2018).
  - <sup>18</sup> W. A. Benalcazar, B. A. Bernevig, and T. L. Hughes, *Science* **357**, 61 (2017), <https://science.sciencemag.org/content/357/6346/61.full.pdf>.
  - <sup>19</sup> J. Maciejko and G. A. Fiete, *Nat. Phys.* **11**, 385 (2015).
  - <sup>20</sup> A. Stern, *Annual Review of Condensed Matter Physics* **7**, 349 (2016).
  - <sup>21</sup> M. Kargarian and G. A. Fiete, *Phys. Rev. Lett.* **110**, 156403 (2013).
  - <sup>22</sup> A. Rüegg and G. A. Fiete, *Phys. Rev. Lett.* **108**, 046401 (2012).
  - <sup>23</sup> J. Maciejko, V. Chua, and G. A. Fiete, *Phys. Rev. Lett.* **112**, 016404 (2014).

- <sup>24</sup> J. Maciejko, X.-L. Qi, A. Karch, and S.-C. Zhang, *Phys. Rev. Lett.* **105**, 246809 (2010).
- <sup>25</sup> N. Goldman, J. C. Budich, and P. Zoller, *Nature Physics* **12**, 639645 (2016).
- <sup>26</sup> L. Lu, J. D. Joannopoulos, and M. Soljačić, *Nature Physics* **12**, 626 (2016).
- <sup>27</sup> S. D. Huber, *Nature Physics* **12**, 621 (2016).
- <sup>28</sup> G. Ma, M. Xiao, and C. T. Chan, *Nature Reviews Physics* **1**, 281 (2019).
- <sup>29</sup> T. Oka and S. Kitamura, *Annual Review of Condensed Matter Physics* **10**, 387 (2019), <https://doi.org/10.1146/annurev-conmatphys-031218-013423>.
- <sup>30</sup> M. S. Rudner and N. H. Lindner, *Nature Reviews Physics* **2**, 229 (2020).
- <sup>31</sup> Y. Tokura, K. Yasuda, and A. Tsukazaki, *Nature Reviews Physics* **1**, 126 (2019).
- <sup>32</sup> F. D. M. Haldane, *Phys. Rev. Lett.* **61**, 2015 (1988).
- <sup>33</sup> K. Ohgushi, S. Murakami, and N. Nagaosa, *Phys. Rev. B* **62**, R6065 (2000).
- <sup>34</sup> R. Yu, W. Zhang, H.-J. Zhang, S.-C. Zhang, X. Dai, and Z. Fang, *Science* **329**, 61 (2010), <https://science.sciencemag.org/content/329/5987/61.full.pdf>.
- <sup>35</sup> C.-Z. Chang, J. Zhang, X. Feng, J. Shen, Z. Zhang, M. Guo, K. Li, Y. Ou, P. Wei, L.-L. Wang, Z.-Q. Ji, Y. Feng, S. Ji, X. Chen, J. Jia, X. Dai, Z. Fang, S.-C. Zhang, K. He, Y. Wang, L. Lu, X.-C. Ma, and Q.-K. Xue, *Science* **340**, 167 (2013), <https://science.sciencemag.org/content/340/6129/167.full.pdf>.
- <sup>36</sup> R. Yu, W. Zhang, H.-J. Zhang, S.-C. Zhang, X. Dai, and Z. Fang, *Science* **329**, 61 (2010), <https://science.sciencemag.org/content/329/5987/61.full.pdf>.
- <sup>37</sup> X.-L. Qi, T. L. Hughes, and S.-C. Zhang, *Phys. Rev. B* **78**, 195424 (2008).
- <sup>38</sup> D. Xiao, J. Jiang, J.-H. Shin, W. Wang, F. Wang, Y.-F. Zhao, C. Liu, W. Wu, M. H. W. Chan, N. Samarth, and C.-Z. Chang, *Phys. Rev. Lett.* **120**, 056801 (2018).
- <sup>39</sup> M. Mogi, M. Kawamura, R. Yoshimi, A. Tsukazaki, Y. Kozuka, N. Shirakawa, K. S. Takahashi, M. Kawasaki, and Y. Tokura, *Nature Materials* **16**, 516 (2017).
- <sup>40</sup> C.-Z. Chang, W. Zhao, D. Y. Kim, H. Zhang, B. A. Assaf, D. Heiman, S.-C. Zhang, C. Liu, M. H. W. Chan, and J. S. Moodera, *Nature Materials* **14**, 473 (2015).
- <sup>41</sup> K. Momma and F. Izumi, *Journal of Applied Crystallography* **44**, 1272 (2011).
- <sup>42</sup> M. M. Otrokov, I. I. Klimovskikh, H. Bentmann, D. Estyunin, A. Zeugner, Z. S. Aliev, S. Gaß, A. U. B. Wolter, A. V. Koroleva, A. M. Shikin, M. Blanco-Rey, M. Hoffmann, I. P. Rusinov, A. Y. Vyazovskaya, S. V. Eremeev, Y. M. Koroteev, V. M. Kuznetsov, F. Freyse, J. Sánchez-Barriga, I. R. Amirasanov, M. B. Babanly, N. T. Mamedov, N. A. Abdullayev, V. N. Zverev, A. Alfonsov, V. Kataev, B. Büchner, E. F. Schwier, S. Kumar, A. Kimura, L. Petaccia, G. Di Santo, R. C. Vidal, S. Schatz, K. Kißner, M. Ünzelmann, C. H. Min, S. Moser, T. R. F. Peixoto, F. Reinert, A. Ernst, P. M. Echenique, A. Isaeva, and E. V. Chulkov, *Nature* **576**, 416 (2019).
- <sup>43</sup> D. Zhang, M. Shi, T. Zhu, D. Xing, H. Zhang, and J. Wang, *Physical Review Letters* **122** (2019), 10.1103/physrevlett.122.206401.
- <sup>44</sup> J. Li, Y. Li, S. Du, Z. Wang, B.-L. Gu, S.-C. Zhang, K. He, W. Duan, and Y. Xu, *Science Advances* **5**, eaaw5685 (2019).
- <sup>45</sup> Y. Gong, J. Guo, J. Li, K. Zhu, M. Liao, X. Liu, Q. Zhang, L. Gu, L. Tang, X. Feng, and et al., *Chinese Physics Letters* **36**, 076801 (2019).
- <sup>46</sup> C. Hu, K. N. Gordon, P. Liu, J. Liu, X. Zhou, P. Hao, D. Narayan, E. Emmanouilidou, H. Sun, Y. Liu, and et al., *Nature Communications* **11** (2020), 10.1038/s41467-019-13814-x.
- <sup>47</sup> C. Hu, L. Ding, K. N. Gordon, B. Ghosh, H. Li, S.-W. Lian, A. G. Linn, H.-J. Tien, C.-Y. Huang, P. V. S. Reddy, B. Singh, A. Agarwal, A. Bansil, S.-Y. Xu, H. Lin, H. Cao, T.-R. Chang, D. Dessau, and N. Ni, “Realization of an intrinsic, ferromagnetic axion insulator in mnbi8te13,” (2019), arXiv:1910.12847 [cond-mat.str-el].
- <sup>48</sup> J.-Q. Yan, Q. Zhang, T. Heitmann, Z. Huang, K. Y. Chen, J.-G. Cheng, W. Wu, D. Vaknin, B. C. Sales, and R. J. McQueeney, *Phys. Rev. Materials* **3**, 064202 (2019).
- <sup>49</sup> Y. J. Chen, L. X. Xu, J. H. Li, Y. W. Li, H. Y. Wang, C. F. Zhang, H. Li, Y. Wu, A. J. Liang, C. Chen, S. W. Jung, C. Cacho, Y. H. Mao, S. Liu, M. X. Wang, Y. F. Guo, Y. Xu, Z. K. Liu, L. X. Yang, and Y. L. Chen, *Phys. Rev. X* **9**, 041040 (2019).
- <sup>50</sup> R. C. Vidal, H. Bentmann, T. R. F. Peixoto, A. Zeugner, S. Moser, C.-H. Min, S. Schatz, K. Kißner, M. Ünzelmann, C. I. Fornari, H. B. Vasili, M. Valvidares, K. Sakamoto, D. Mondal, J. Fujii, I. Vobornik, S. Jung, C. Cacho, T. K. Kim, R. J. Koch, C. Jozwiak, A. Bostwick, J. D. Tenlinger, E. Rotenberg, J. Buck, M. Hoesch, F. Diekmann, S. Rohlf, M. Kalläne, K. Rossnagel, M. M. Otrokov, E. V. Chulkov, M. Ruck, A. Isaeva, and F. Reinert, *Phys. Rev. B* **100**, 121104 (2019).
- <sup>51</sup> Y. J. Chen, L. X. Xu, J. H. Li, Y. W. Li, H. Y. Wang, C. F. Zhang, H. Li, Y. Wu, A. J. Liang, C. Chen, S. W. Jung, C. Cacho, Y. H. Mao, S. Liu, M. X. Wang, Y. F. Guo, Y. Xu, Z. K. Liu, L. X. Yang, and Y. L. Chen, *Phys. Rev. X* **9**, 041040 (2019).
- <sup>52</sup> S. H. Lee, Y. Zhu, Y. Wang, L. Miao, T. Pillsbury, H. Yi, S. Kempinger, J. Hu, C. A. Heikes, P. Quarterman, W. Ratcliff, J. A. Borchers, H. Zhang, X. Ke, D. Graf, N. Alem, C.-Z. Chang, N. Samarth, and Z. Mao, *Phys. Rev. Research* **1**, 012011 (2019).
- <sup>53</sup> Y.-J. Hao, P. Liu, Y. Feng, X.-M. Ma, E. F. Schwier, M. Arita, S. Kumar, C. Hu, R. Lu, M. Zeng, Y. Wang, Z. Hao, H.-Y. Sun, K. Zhang, J. Mei, N. Ni, L. Wu, K. Shimada, C. Chen, Q. Liu, and C. Liu, *Phys. Rev. X* **9**, 041038 (2019).
- <sup>54</sup> P. Swatek, Y. Wu, L.-L. Wang, K. Lee, B. Schunk, J. Yan, and A. Kaminski, *Phys. Rev. B* **101**, 161109 (2020).
- <sup>55</sup> Y. Deng, Y. Yu, M. Z. Shi, Z. Guo, Z. Xu, J. Wang, X. H. Chen, and Y. Zhang, *Science* **367**, 895900 (2020).
- <sup>56</sup> C. Liu, Y. Wang, H. Li, Y. Wu, Y. Li, J. Li, K. He, Y. Xu, J. Zhang, and Y. Wang, *Nature Materials* **19**, 522 (2020).
- <sup>57</sup> M. M. Otrokov, I. P. Rusinov, M. Blanco-Rey, M. Hoffmann, A. Y. Vyazovskaya, S. V. Eremeev, A. Ernst, P. M. Echenique, A. Arnau, and E. V. Chulkov, *Phys. Rev. Lett.* **122**, 107202 (2019).
- <sup>58</sup> H. Fu, C.-X. Liu, and B. Yan, *Science Advances* **6** (2020), 10.1126/sciadv.aaz0948, <https://advances.sciencemag.org/content/6/10/eaaz0948.full.pdf>.
- <sup>59</sup> T. Oka and H. Aoki, *Phys. Rev. B* **79**, 081406 (2009).
- <sup>60</sup> N. H. Lindner, G. Refael, and V. Galitski, *Nat Phys* **7**, 490 (2011).
- <sup>61</sup> M. Frst, R. Mankowsky, H. Bromberger, D. Fritz, H. Lemke, D. Zhu, M. Chollet, Y. Tomioka, Y. Tokura,



- R. Merlin, J. Hill, S. Johnson, and A. Cavalleri, *Solid State Communications* **169**, 24 (2013).
- <sup>62</sup> A. Subedi, A. Cavalleri, and A. Georges, *Phys. Rev. B* **89**, 220301 (2014).
- <sup>63</sup> J. H. Mentink, K. Balzer, and M. Eckstein, *Nature Communications* **6**, 6708 (2015).
- <sup>64</sup> M. Gu and J. M. Rondinelli, *Phys. Rev. B* **95**, 024109 (2017).
- <sup>65</sup> D. M. Juraschek, M. Fechner, and N. A. Spaldin, *Phys. Rev. Lett.* **118**, 054101 (2017).
- <sup>66</sup> D. M. Juraschek, M. Fechner, A. V. Balatsky, and N. A. Spaldin, *Phys. Rev. Materials* **1**, 014401 (2017).
- <sup>67</sup> A. Subedi, *Phys. Rev. B* **95**, 134113 (2017).
- <sup>68</sup> M. Babadi, M. Knap, I. Martin, G. Refael, and E. Demler, *Phys. Rev. B* **96**, 014512 (2017).
- <sup>69</sup> J. Liu, K. Hejazi, and L. Balents, *Phys. Rev. Lett.* **121**, 107201 (2018).
- <sup>70</sup> D. M. Juraschek and S. F. Maehrlein, *Phys. Rev. B* **97**, 174302 (2018).
- <sup>71</sup> D. M. Juraschek and N. A. Spaldin, *Phys. Rev. Materials* **3**, 064405 (2019).
- <sup>72</sup> D. M. Juraschek, Q. N. Meier, and P. Narang, *Phys. Rev. Lett.* **124**, 117401 (2020).
- <sup>73</sup> D. M. Juraschek, P. Narang, and N. A. Spaldin, “Phonon-magnetic analogs to opto-magnetic effects,” (2019), arXiv:1912.00129 [cond-mat.mtrl-sci].
- <sup>74</sup> G. Khalsa and N. A. Benedek, *npj Quantum Materials* **3**, 15 (2018).
- <sup>75</sup> M. Gu and J. M. Rondinelli, *Phys. Rev. B* **98**, 024102 (2018).
- <sup>76</sup> M. Fechner and N. A. Spaldin, *Phys. Rev. B* **94**, 134307 (2016).
- <sup>77</sup> K. Hejazi, J. Liu, and L. Balents, *Phys. Rev. B* **99**, 205111 (2019).
- <sup>78</sup> M. A. Sentef, A. F. Kemper, A. Georges, and C. Kollath, *Phys. Rev. B* **93**, 144506 (2016).
- <sup>79</sup> M. A. Sentef, *Phys. Rev. B* **95**, 205111 (2017).
- <sup>80</sup> N. Tancogne-Dejean, M. A. Sentef, and A. Rubio, *Phys. Rev. Lett.* **121**, 097402 (2018).
- <sup>81</sup> S. Chaudhary, A. Haim, Y. Peng, and G. Refael, “Phonon-induced floquet second-order topological phases protected by space-time symmetries,” (2019), arXiv:1911.07892 [cond-mat.mes-hall].
- <sup>82</sup> S. Chaudhary, D. Hsieh, and G. Refael, *Phys. Rev. B* **100**, 220403 (2019).
- <sup>83</sup> M. Vogl, M. Rodriguez-Vega, and G. A. Fiete, “Effective floquet hamiltonians for periodically-driven twisted bilayer graphene,” (2020), arXiv:2002.05124 [cond-mat.mes-hall].
- <sup>84</sup> M. Vogl, M. Rodriguez-Vega, and G. A. Fiete, “Floquet engineering of interlayer couplings: Tuning the magic angle of twisted bilayer graphene at the exit of a waveguide,” (2020), arXiv:2001.04416 [cond-mat.mes-hall].
- <sup>85</sup> M. Vogl, P. Laurell, A. D. Barr, and G. A. Fiete, *Phys. Rev. X* **9**, 021037 (2019).
- <sup>86</sup> E. Baldini, C. A. Belvin, M. Rodriguez-Vega, I. O. Ozel, D. Legut, A. Kozłowski, A. M. Oleś, K. Parlinski, P. Piekarczyk, J. Lorenzana, G. A. Fiete, and N. Gedik, *Nature Physics* (2020).
- <sup>87</sup> Z. Gu, H. A. Fertig, D. P. Arovas, and A. Auerbach, *Phys. Rev. Lett.* **107**, 216601 (2011).
- <sup>88</sup> A. Kundu, H. A. Fertig, and B. Seradjeh, *Phys. Rev. Lett.* **116**, 016802 (2016).
- <sup>89</sup> P. X. Nguyen and W.-K. Tse, “Photo-induced anomalous hall effect in two-dimensional transition-metal dichalcogenides,” (2020), arXiv:2006.00081 [cond-mat.mes-hall].
- <sup>90</sup> M. M. Asmar and W.-K. Tse, “Floquet control of indirect exchange interaction in periodically driven two-dimensional electron systems,” (2020), arXiv:2003.14383 [cond-mat.mes-hall].
- <sup>91</sup> D. Fausti, R. I. Tobey, N. Dean, S. Kaiser, A. Dienst, M. C. Hoffmann, S. Pyon, T. Takayama, H. Takagi, and A. Cavalleri, *Science* **331**, 189 (2011).
- <sup>92</sup> R. Mankowsky, A. Subedi, M. Först, S. O. Mariager, M. Chollet, H. T. Lemke, J. S. Robinson, J. M. Glowacki, M. P. Minitti, A. Frano, M. Fechner, N. A. Spaldin, T. Loew, B. Keimer, A. Georges, and A. Cavalleri, *Nature* **516**, 71 (2014).
- <sup>93</sup> M. Mitrano, A. Cantaluppi, D. Nicoletti, S. Kaiser, A. Perucchi, S. Lupi, P. Di Pietro, D. Pontiroli, M. Riccò, S. R. Clark, D. Jaksch, and A. Cavalleri, *Nature* **530**, 461 (2016).
- <sup>94</sup> M. Rodriguez-Vega, Z.-X. Lin, A. Leonardo, A. Ernst, G. Chaudhary, M. G. Vergniory, and G. A. Fiete, “Phonon-mediated dimensional crossover in bilayer  $\text{CrI}_3$ ,” (2020), arXiv:2003.11158 [cond-mat.mes-hall].
- <sup>95</sup> P. C. Lingos, M. D. Kapetanakis, J. Wang, and I. E. Perakis, “Light-wave control of non-equilibrium correlated states using quantum femtosecond magnetism and time-periodic modulation of coherent transport,” (2020), arXiv:2006.06718 [cond-mat.str-el].
- <sup>96</sup> J. Ribeiro-Soares, R. M. Almeida, E. B. Barros, P. T. Araujo, M. S. Dresselhaus, L. G. Canado, and A. Jorio, *Physical Review B* **90** (2014), 10.1103/physrevb.90.115438.
- <sup>97</sup> J. Ribeiro-Soares, R. M. Almeida, L. G. Cançado, M. S. Dresselhaus, and A. Jorio, *Phys. Rev. B* **91**, 205421 (2015).
- <sup>98</sup> D. M. H. H. T. Stokes and B. J. Campbell, .
- <sup>99</sup> R. M. Geilhufe and W. Hergert, *Frontiers in Physics* **6**, 86 (2018).
- <sup>100</sup> W. Hergert and M. R. Geilhufe, *Group theory in solid state physics and photonics: problem solving with Mathematica* (Wiley-VCH, Weinheim, 2018).
- <sup>101</sup> C. C. E. K. S. I. G. M. A. K. H. W. M. I. Aroyo, J. M. Perez-Mato, Z. Krist. **1**, 15 (2006).
- <sup>102</sup> M. S. Dresselhaus, G. Dresselhaus, and A. Jorio, *Group theory: Application to the Physics of Condensed Matter* (Springer-Verlag Berlin Heidelberg, 2008).
- <sup>103</sup> E. Kroumova, M. Aroyo, J. Perez-Mato, A. Kirov, C. Capillas, S. Ivantchev, and H. Wondratschek, *Phase Transitions* **76**, 155 (2003).
- <sup>104</sup> P. YU and M. Cardona, *Fundamentals of Semiconductors: Physics and Materials Properties*, Graduate Texts in Physics (Springer Berlin Heidelberg, 2010).
- <sup>105</sup> R. Loudon, *Advances in Physics* **13**, 423 (1964).
- <sup>106</sup> D. E. T. B. J. Campbell, H. T. Stokes and D. M. Hatch, *J. Appl. Cryst.* **39**, 607 (2006).
- <sup>107</sup> J. Park, I. W. Yeu, G. Han, C. S. Hwang, and J.-H. Choi, *Scientific Reports* **9**, 14919 (2019).
- <sup>108</sup> H. T. Stokes and D. M. Hatch, *J. Appl. Cryst.* **38**, 237 (2005).
- <sup>109</sup> P. Toledano and J. Toledano, *Landau Theory Of Phase Transitions, The: Application To Structural, Incommensurate, Magnetic And Liquid Crystal Systems*, World Scientific Lecture Notes In Physics (World Scientific Publishing Company, 1987).

- <sup>110</sup> G. Rado and H. Suhl, *Magnetism: Spin arrangements and crystal structure, domains, and micromagnetics*, Magnetism (Academic Press, 1963).
- <sup>111</sup> P. M. Sass, W. Ge, J. Yan, D. Obeysekera, J. J. Yang, and W. Wu, *Nano Letters* **20**, 2609 (2020).

## Appendix A: Lattice vibrational modes for d-MBT

In this appendix, we show the real-space displacements for the two-dimensional representations  $E_g$  and  $E_u$  of d-MBT with AB stacking.




FIG. 7. (Color online) Lattice vibrational modes with irreps  $E_g$  for d-SL MBT in the paramagnetic phase. The color coding of the atoms is the same as in Fig.1. This figure was created with VESTA<sup>41</sup>.




FIG. 8. (Color online) Lattice vibrational modes with irreps  $E_u$  for d-SL MBT in the paramagnetic phase. The color coding of the atoms is the same as in Fig.1. This figure was created with VESTA<sup>41</sup>.

## Appendix B: Character tables

In this appendix, we list the character tables for point groups considered in this work.

$D_{3d}$	$E$	$2C_3$	$3C_2$	$i$	$2S_6$	$3\sigma_d$	functions
$A_{1g}$	1	1	1	1	1	1	$x^2 + y^2, z^2$
$A_{2g}$	1	1	-1	1	1	-1	
$E_g$	2	-1	0	2	-1	0	$x^2 - y^2, xy, xz, yz$
$A_{1u}$	1	1	1	-1	-1	-1	
$A_{2u}$	1	1	-1	-1	-1	1	$z$
$E_u$	2	-1	0	-2	1	0	$x, y$

TABLE VI.  $D_{3d}$  point group character table.

	$E$	$C_2$	$i$	$\sigma_h$	functions
$A_g$	1	1	1	1	$R_z, x^2, y^2, z^2, xy$
$B_g$	1	-1	1	-1	$R_x, R_y, xz, yz$
$A_u$	1	1	-1	-1	$z$
$B_u$	1	-1	-1	1	$x, y$

TABLE VII.  $C_{2h}$  point group character table.

	$E$	$2C_3$	$3\sigma_v$	functions
$A_1$	1	1	1	$z, x^2 + y^2, z^2$
$A_2$	1	1	-1	$R_z$
$E$	2	-1	0	$(x, y) (R_x, R_y), (x^2 - y^2, xy) (xz, yz)$

TABLE VIII.  $C_{3v}$  point group character table.

## Appendix C: Subgroups of $P\bar{3}m1$ at different wave vectors.

In this appendix we list the subgroups obtained as a result of induced magnetic order with the high-symmetry wave vectors  $\mathbf{k} = (0, 0, 0)$  ( $\Gamma$  point),  $\mathbf{k} = (1/2, 0, 0)$  ( $M$  point), and  $\mathbf{k} = (1/3, 1/3, 0)$  ( $K$  point).

Irrep	Subgroup	Order Parameter Direction
$A_{1g}$	$P\bar{3}m1$ (164.85)	P1 (a)
$A_{2g}$	$P\bar{3}m'1$ (164.89)	P1 (a)
$E_g$	$C2/m$ (12.58)	P1 (a, -1.732a)
$E_g$	$C2'/m'$ (12.62)	P 2 (a, 0.577 a)
$E_g$	$P\bar{1}$ (2.4)	C1 (a, b)
$A_{1u}$	$P\bar{3}'m'1$ (164.88)	P1 (a)
$A_{2u}$	$P\bar{3}m1$ (164.87)	P1 (a)
$E_u$	$C2^1/m$ (12.60)	P1 (a, -1.732 a)
$E_u$	$C2/m'$ (12.61)	P2 (a, 0.577a)
$E_u$	$P\bar{1}'$ (2.6)	C1 (a, b)

TABLE IX. Subgroups of  $P\bar{3}m1$  at wave vector  $\mathbf{k} = (0, 0, 0)$  obtained with ISOTROPY. The columns indicates: the irreps, the magnetic space group, and the order parameter direction in representation space. Each irrep leads to a particular magnetic moment ordering. We did not constraint the magnetic moments at the magnetic atoms Wyckoff's positions.

Irrep	Subgroup	Order Parameter Direction
$M_1^+$	$P_C 2/m$ (10.49 )	P1 (a,0,0)
$M_1^+$	$C_a 2/m$ (12.64)	P2 (a,a,0)
$M_1^+$	$P\bar{3}m14$ (164.85)	P3 (a,a,a)
$M_1^+$	$P_S \bar{1}$ (2.7)	C1 (a,b,0)
$M_1^+$	$C2/m$ (12.58 )	C2 (a,a,b)
$M_1^+$	$P\bar{1}$ (2.4)	S1 (a,b,c)
$M_2^+$	$P_A 2_1/c$ (14.83)	P1 (a,0,0)
$M_2^+$	$C_a 2/m$ (12.64)	P2 (a,a,0)
$M_2^+$	$P\bar{3}m'1$ (164.89 )	P3 (a,a,a)
$M_2^+$	$P_S \bar{1}$ (2.7)	C1 (a,b,0)
$M_2^+$	$C2'/m'$ (12.62)	C2 (a,a,b)
$M_2^+$	$P\bar{1}$ (2.4)	S1 (a,b,c)
$M_1^-$	$P_A 2/c$ (13.73)	P1 (a,0,0)
$M_1^-$	$C_a 2/m$ (12.64)	P2 (a,a,0)
$M_1^-$	$P\bar{3}'m'1$ (164.88 )	P3 (a,a,a)
$M_1^-$	$P_S \bar{1}$ (2.7)	C1 (a,b,0)
$M_1^-$	$C2'/m'$ (12.61)	C2 (a,a,b)
$M_1^-$	$P\bar{1}'$ (2.6)	S1 (a,b,c)
$M_2^-$	$P_C 2_1/m$ (11.57)	P1 (a,0,0)
$M_2^-$	$C_a 2/m$ (12.64 )	P2 (a,a,0)
$M_2^-$	$P\bar{3}'m1$ (164.87)	P3 (a,a,a)
$M_2^-$	$P_S \bar{1}$ (2.7 )	C1 (a,b,0)
$M_2^-$	$C2'/m$ (12.60 )	C2 (a,a,b)
$M_2^-$	$P\bar{1}'$ (2.6)	S1 (a,b,c)

TABLE X. Subgroups of  $P\bar{3}m1$  at wave vector  $\mathbf{k} = (1/2, 0, 0)$  obtained with ISOTROPY. The columns indicates: the irreps, the magnetic space group, and the order parameter direction in representation space. Each irrep leads to a particular magnetic moment ordering. We did not constraint the magnetic moments at the magnetic atoms Wyckoff's positions.

Irrep	Subgroup	Order Parameter Direction
$K_1$	$P\bar{3}1m$ (162.73)	P1 (a, 0)
$K_1$	$P\bar{3}'1m'$ (162.76 )	P2 (0, a)
$K_1$	$P312$ 149.21	C1 (a,b)
$K_2$	$P\bar{3}'1m$ (162.75)	P1 (a, 0)
$K_2$	$P\bar{3}1m'$ (162.77)	P2 (0,a)
$K_2$	$P312'$ (149.23)	C1 (a,b)
$K_3$	$P31m$ (157.53)	P 1 (a, 1.732 a,-1.732 a, a)
$K_3$	$P31m'$ (157.55)	P2(a, -0.577a, 0.577a, a)
$K_3$	$C2/m$ (12.58)	P4(a, 1.732a, 0, 0)
$K_3$	$C2'/m$ (12.60)	P7(0, 0, a, -0.577a)
$K_3$	$C2'/m'$ (12.62)	P8(a, -0.577a, 0, 0)
$K_3$	$C2/m'$ (12.61)	P9(0, 0, a, 1.732a)
$K_3$	$P3$ (143.1)	C1(a, b, -b, a)
$K_3$	$Cm$ (8.32)	C2(a, 1.732a, b, -0.577b)
$K_3$	$Cm'$ (8.34)	C4(a, -0.577a, b, 1.732b)
$K_3$	$P\bar{1}$ (2.4)	C10(a, b, 0, 0)
$K_3$	$C2$ (5.13)	C11(a, 1.732a, b, 1.732b)
$K_3$	$C2'$ (5.15)	C15(a, -0.577a, b, -0.577b)
$K_3$	$P\bar{1}'$ (2.6)	C16(0, 0, a, b)
$K_3$	$P1$ (1.1)	4D1(a, b, c, d)

TABLE XI. Subgroups of  $P\bar{3}m1$  at wave vector  $\mathbf{k} = (1/3, 1/3, 0)$  obtained with ISOTROPY. The columns indicates: the irreps, the magnetic space group, and the order parameter direction in representation space. Each irrep leads to a particular magnetic moment ordering. We did not constraint the magnetic moments at the magnetic atoms Wyckoff's positions.