

The Cabibbo anomaly versus electroweak precision tests – an exploration of extensions of the Standard Model

MATTHEW KIRK

Dipartimento di Fisica, Università di Roma “La Sapienza”, and INFN Sezione di Roma, Piazzale Aldo Moro 2, 00185 Roma, Italy

E-mail: matthew.kirk@roma1.infn.it

Abstract

There is a newly emerging tension between determinations of V_{us} from different sources (known as the Cabibbo anomaly), which is clearly demonstrated by the new $R(V_{us})$ observable. We explore this observable from the perspective of the Standard Model Effective Field Theory and show there is a discrepancy between $R(V_{us})$ and existing electroweak precision observables (EWPO) in a simple single operator dominated scenario. We explore all possible single particle extensions of the Standard Model that can generate the Cabibbo anomaly effect and show how they cannot reconcile the current data. We further examine the future of EWPO at the ILC or FCC-ee experiments and discuss the effect on the tension of a change in specific EW observables.

Contents

1	Introduction	2
2	Cabibbo anomaly in CKM unitarity	3
2.1	Current status	4
2.2	$R(V_{us})$ observable	5
3	The SMEFT perspective	7
3.1	SMEFT for $R(V_{us})$	7
4	Global fit	8
5	BSM models	10
5.1	BSM fits	14
5.1.1	“BSM-like” fermions	14
5.1.2	BSM vector bosons	16

6	Future of EWPO	17
6.1	Details of the EW fit	18
6.2	Future measurements	18
6.3	Resolving the tension?	18
7	Conclusions	22
A	SMEFT definitions	23
B	smelli EW precision observables	23

1 Introduction

While there has been much excitement and discussion in recent years about flavour anomalies relating to possible deviations from the Standard Model (SM) in decays of third generation down-type quarks, it was believed that deviations in the first or second generation were very well constrained by the current data. However, creeping up in the recent data have been signs that all is not well and it has now become apparent that there is a sizeable deviation from the SM expectation amongst the V_{ud} and V_{us} elements of the Cabibbo–Kobayashi–Maskawa (CKM) matrix.

Recent progress [1–3] in calculating radiative corrections to beta decays has shifted the determination of V_{ud} , whose measurement is primarily done through such processes. Combined with the current measurements of V_{us} there is a deviation in the unitarity of the first row of the CKM matrix which is a clear prediction of the SM. This anomaly is often referred to as the Cabibbo anomaly, since in a two generation model unitarity manifests itself as the quark mixing matrix being determined by a single parameter, the Cabibbo angle. Since the CKM matrix is unitary by construction in the SM, any deviation must be a sign of beyond the Standard Model (BSM) physics at work – the only question is what type?

One possible explanation is that there are extra generations of quarks that are yet to be discovered, and that the 3×3 quark mixing matrix we know is merely a sub-matrix of a larger, truly unitary one. The recent deviation, which is the focus of this work, has spurred several works in this direction (see for example [4, 5]). An alternative, which was espoused in [6] is that the extraction of the CKM elements V_{ud} and V_{us} is affected by NP at work in the weak sector, and specifically in the leptonic W vertex with a possible lepton flavour universality violating (LFUV) structure. In that work, the authors constructed a clean observable $R(V_{us})$, which has increased sensitivity to NP of this form and in particular can distinguish new physics that acts exclusively in the second generation of leptons, i.e. in a LFUV way, from a lepton flavour universal (LFU) effect in both electrons and muons.

We extend that work by analysing their minimal modification of the SM in the framework of the Standard Model Effective Theory (SMEFT), in which we find only a single operator contributes in the same way, once we require LFUV as a possibility. We undertake a global fit to NP in this operator, and look at how there exists a tension

between the parameter space favoured by the $R(V_{us})$ observable and that favoured by electroweak precision observables (EWPO) which are amongst the most precisely measured constraints on the SM and which dominate the global fit. As we will see, there exists a tension of around 3σ between the $R(V_{us})$ and EWPO (which each favour opposite sign new physics Wilson coefficients) and so we investigate more realistic models of BSM physics, where a single new field will introduce several correlated SMEFT coefficients. Amongst the six possible new particles, we fit each in turn and find that none provide a significant reduction to the tension in the simple single operator scenario, although we do find that an $SU(2)_L$ triplet fermion coupled exclusively to muons provides most improvement.

Finally we examine the internals of the EWPO fit and see how a small number of observables is driving the tension between it and $R(V_{us})$. Since over the coming years there will be new experiments that carry the potential to massively improve the precision of the electroweak observables, we examine how shifts in the measured values of a very small number of key observables could bring all the data into agreement and provide a consistent signal of new physics.

Our work is laid out as follows: in Section 2 we explain the background to the Cabibbo anomaly, how it has developed, and how the $R(V_{us})$ observable is well placed to exploit the unitarity of the CKM matrix. Following that in Section 3 we provide our SMEFT analysis of the situation and what the current Cabibbo anomaly corresponds to in terms of a SMEFT Wilson coefficient. Next we describe and show the results of our global fit in Section 4 and explore the tension that appears. In Section 5 we make our complete exploration of the space of BSM models for the proposed change to the W vertex, and that section ends with the specific fits for each scenario. Our last piece of analysis concerns the future of EWPO and is given in Section 6, while we summarise our findings in Section 7.

2 Cabibbo anomaly in CKM unitarity

An important prediction of the SM is that the CKM matrix is unitary, being constructed from the combination of the two unitary matrices which act to diagonalise the up and down quark Yukawas. This means that if we measure all the individual CKM elements separately, the CKM matrix is overdetermined and we can use the unitarity condition as a consistency check.¹ One can write down many different unitarity conditions, which split into two types:

1. The famous “unitarity triangles”, which are graphical representations of three complex numbers summing to zero.
2. Sums over absolute squares of row or columns being equal to 1.

¹In [7] the authors argue for testing the equality of the Cabibbo angle rather than first row unitarity as being more statistically robust once multiple measurements of the two CKM elements V_{ud} and V_{us} are considered.

The Cabibbo anomaly is an apparent violation of a condition of the second type, namely the sum of absolute squares of the first row of the CKM matrix equalling unity:

$$|V_{ud}|^2 + |V_{us}|^2 + |V_{ub}|^2 \stackrel{?}{=} 1 \quad (2.1)$$

where the question mark indicates this is a condition which can be tested, and as we describe now, seems to be violated.

To examine the violation of the relation Eq. 2.1, we define a new quantity

$$\Delta_{\text{CKM}} \equiv 1 - |V_{ud}|^2 - |V_{us}|^2 - |V_{ub}|^2 \quad (2.2)$$

which is zero in the SM. (For the purposes of this work, we use the value $|V_{ub}| = 4 \times 10^{-3}$ [8, 9] and neglect its uncertainty as it is so small as to make no material difference.)

V_{ud} can be measured or extracted from several different experimental processes – super-allowed atomic beta decays (where super-allowed refers to there being no change to the angular momentum or parity of the nucleus), measurements of the neutron lifetime, or of charged pion decay. Of these, super-allowed atomic beta decays are currently around an order of magnitude more precise than the others, and so is the best way to determine V_{ud} . There have recently been significant changes in this method, which require a more detailed discussion which is done in Section 2.1.

V_{us} can be found from semi-leptonic kaon decays $K \rightarrow \pi \ell \nu$ ($K_{\ell 3}$) where ℓ is either an electron or muon, or from a ratio of the purely muonic decays $K \rightarrow \mu \nu$ and $\pi \rightarrow \mu \nu$ ($K_{\mu 2}$). The first has an advantage that V_{us} is the only CKM element present, while in the ratio one determines a combination of V_{us} and V_{ud} . On the other hand, $K_{\ell 3}$ is sensitive to LFUV since it uses multiple lepton flavours while $K_{\mu 2}$ uses only muons. To be conservative, we take the PDG average for the $K_{\mu 2}$ extraction, $V_{us} = 0.2252 \pm 0.0005$ [8, 9], since this is larger than the $K_{\mu 3}$ result and hence gives a conservative result for the unitarity deviation.

2.1 Current status

An extraction of V_{ud} from super-allowed beta decays needs knowledge of various nuclear parameters, of which the quantity Δ_R^V (which contains the nucleus independent electroweak radiative corrections) is the most important as it is the least precisely known. A schematic formula for these decays looks like

$$\mathcal{F}t = \frac{K}{2G_F^2 V_{ud}^2 \times (1 + \Delta_R^V)}, \quad (2.3)$$

where $\mathcal{F}t$ is the measured quantity multiplied by certain well-known corrections relating to the particular nuclear decay and K is some dimensionful constant. By taking the final ingredient G_F from a measurement of the muon lifetime one can find V_{ud} from the beta decay measurement. A more detailed description of the theoretical predictions for super-allowed beta decays can be found in [10], but we leave it at this schematic level as it is not relevant for the main results of this paper. For a long time, the state-of-the-art

$\Delta_R^V \times 10^2$	V_{ud}	Source	$\Delta_{\text{CKM}} \times 10^3$	Significance
2.361 ± 0.038	$0.974\,20 \pm 0.000\,21$	MS [11]	0.16 ± 0.52	0.3σ
2.467 ± 0.022	$0.973\,70 \pm 0.000\,14$	SGPR [1]	1.18 ± 0.28	3.3σ
2.426 ± 0.032	$0.973\,89 \pm 0.000\,18$	CMS [2]	0.81 ± 0.42	1.9σ
2.477 ± 0.024	$0.973\,65 \pm 0.000\,15$	SFGJ [3]	1.27 ± 0.37	3.5σ
2.462 ± 0.014	$0.973\,73 \pm 0.000\,09$		1.12 ± 0.28	3.9σ

Table 1: Δ_R^V and V_{ud} values from various sources and the deviation from top row unitarity they imply. The final row uses a weighted average of the three recent determinations.

result for Δ_R^V was from 2006 [11], where the authors calculated $\Delta_R^V = 0.026\,31 \pm 0.000\,38$ and hence $V_{ud} = 0.974\,20 \pm 0.000\,21$. As can be seen in Table 1, this value of V_{ud} means the CKM unitarity violation parameter Δ_{CKM} is consistent with zero, and hence there was no sign of any problems with the SM.

In the last few years, there has been much work done on this quantity using different calculational tools, which have improved the precision *and* shifted the central value upwards, leading to a deficit in V_{ud} . First in [1] the authors used dispersion relation methods and produced the result $\Delta_R^V = 0.024\,67 \pm 0.000\,22$ and $V_{ud} = 0.973\,70 \pm 0.000\,14$. This method has been widely used for other calculations (see references 7 through 20 in that work). Another calculation using an alternative method has been done in [2], wherein the authors found $\Delta_R^V = 0.024\,26 \pm 0.000\,32$ and $V_{ud} = 0.973\,89 \pm 0.000\,18$. Finally, a further analysis this year [3] gave yet another indication of larger radiative corrections: $\Delta_R^V = 0.02477(24)$ giving $V_{ud} = 0.973\,65 \pm 0.000\,15$. In light of all these new results, we calculate a weighted average of the new calculations:

$$\Delta_R^V = 0.024\,62 \pm 0.000\,14 \Rightarrow V_{ud} = 0.973\,73 \pm 0.000\,09, \quad (2.4)$$

which provides an improvement over the precision of the older 2006 result of almost a factor of three. Using this value of V_{ud} , and the PDG average for V_{us} and V_{ub} mentioned at the beginning of this section, we find a deviation from first row unitarity of

$$\Delta_{\text{CKM}} = (1.12 \pm 0.28) \times 10^{-3}. \quad (2.5)$$

This shows a deviation from the SM null result of 3.9σ , an anomaly which is the main motivation for this paper.²

2.2 $R(V_{us})$ observable

The $R(V_{us})$ observable, as introduced in [6], nicely exploits the correlation between V_{ud} and V_{us} as implied by the unitarity of the CKM matrix (remember we are proceeding under the assumption that the non-zero value of Δ_{CKM} is a sign of LFUV rather than a

²Such a large anomaly has been confirmed by various other analyses [4, 7, 12].

real non-unitary effect), combined with the large hierarchy between them, to give a large sensitivity to new physics effects. Put simply, the unitarity condition means that a larger (or smaller) V_{ud} value must imply a smaller (or larger) V_{us} value, with the two changes equal and opposite. Then since $V_{ud} \gg V_{us}$, the change to V_{us} is relatively much larger and so we gain a large sensitivity to NP in V_{us} .³

In [6] they defined the observable $R(V_{us})$ as

$$R(V_{us}) \equiv \frac{V_{us}^{K\mu 2}}{V_{us}^\beta} \equiv \frac{V_{us}^{K\mu 2}}{\sqrt{1 - |V_{ud}^\beta|^2 - |V_{ub}|^2}}. \quad (2.6)$$

By then making a naive change to the W leptonic vertex

$$\mathcal{L} \supset \frac{g}{\sqrt{2}} W_\mu^- \bar{\ell}_i \gamma^\mu P_L \nu_j \delta_{ij} \rightarrow \frac{g}{\sqrt{2}} W_\mu^- \bar{\ell}_i \gamma^\mu P_L \nu_j (\delta_{ij} + \varepsilon_{ij}), \quad (2.7)$$

where ε is diagonal ($\varepsilon_{ij} = 0$ if $i \neq j$) and small ($\varepsilon^2 = 0$), two things change. First, the theoretical expression for the muon lifetime

$$\frac{1}{\tau_\mu} = \frac{G_F^2 m_\mu^5}{192\pi^3} \rightarrow \frac{G_F^2 (1 + \varepsilon_{ee} + \varepsilon_{\mu\mu})^2 m_\mu^5}{192\pi^3}, \quad (2.8)$$

and secondly the variable G_V in the beta decay master formula (Eq. 2.3)

$$G_V = G_F V_{ud} \rightarrow G_F V_{ud} (1 + \varepsilon_{ee}). \quad (2.9)$$

Combining these two, we see that the numerical value being extracted from super-allowed beta decays is in fact the combination

$$V_{ud}^\beta \equiv \sqrt{\frac{K}{2\mathcal{F}t(1 + \Delta_R^V)}} \sqrt{\frac{\tau_\mu m_\mu^5}{192\pi^3}} = V_{ud} (1 - \varepsilon_{\mu\mu}). \quad (2.10)$$

Plugging this back into Eq. 2.6 gives the nice result:

$$R(V_{us}) = 1 - \left(\frac{V_{ud}}{V_{us}} \right)^2 \varepsilon_{\mu\mu} \approx 1 - 20\varepsilon_{\mu\mu}, \quad (2.11)$$

which clearly shows the large enhancement in sensitivity caused by the hierarchy between V_{us} and V_{ud} . Note that within this relation it does not matter which values we pick for V_{ud} and V_{us} out of all the values given above. Using our weighted average for V_{ud} from beta decays (Eq. 2.4) we calculate

$$R(V_{us}) = 0.9891 \pm 0.0027 \Rightarrow \varepsilon_{\mu\mu} = (0.58 \pm 0.15) \times 10^{-3}, \quad (2.12)$$

again showing a large deviation of around 4σ deviation from the SM expectation $R(V_{us}) = 1$.

³One can think of this result in terms of V_{ud} and V_{us} both being determinations of a single parameter, the Cabibbo angle θ_c , and the difference in size between $\sin \theta_c$ and $\cos \theta_c$ when θ_c is small.

3 The SMEFT perspective

In order to analyse the Cabibbo anomaly as set out in the previous section from a more rigorous point of view, we work within the framework of the SMEFT. The approach of this EFT is to augment the SM with all possible higher dimensional operators that are still invariant under the $SU(3)_c \otimes SU(2)_L \otimes U(1)_Y$ gauge symmetry of the Standard Model, and is valid on the basis that all the extra degrees of freedom beyond the Standard Model are much heavier than the electroweak scale such that an expansion in v^2/M_{NP}^2 is valid. We work entirely within the dimension-6 SMEFT, so that only non-renormalisable operators of dimension 6 plus the dimension-5 Weinberg operator are added [13] – our normalisation convention is that the SMEFT Lagrangian takes the form

$$\mathcal{L}_{\text{SMEFT}} = \mathcal{L}_{\text{SM}} + \sum_i C_i(\mu) Q_i(\mu) \quad (3.1)$$

such that our Wilson coefficients C_i are dimensionful with mass dimension -2 (or -1 for the Weinberg operator). We work in units where they have dimensions of GeV^{-2} . The first complete and non-redundant basis for the dimension-6 SMEFT was given in [14], known as the “Warsaw basis” and it is this basis we use in our work.

There is a technicality associated with SMEFT analysis which is the choice of input parameter scheme. Depending on what set of measurable inputs you take as relating directly to certain theory parameters, the output expressions can differ (this is due to the overcompleteness of the basis of potential inputs in the SM electroweak sector). Traditionally the choice was to use $\{\alpha_{\text{EM}}, M_Z, G_F, \dots\}$ as the numerical inputs, but recently there has been a shift towards using M_W instead of α_{EM} [15]. However, the software we use for our numerical fits uses the $\{\alpha_{\text{EM}}, M_Z, G_F\}$ scheme and so we will work only within this scheme as well.

With these background details specified and out of the way, we move on to considering the $R(V_{us})$ observable within the context of the SMEFT.

3.1 SMEFT for $R(V_{us})$

In order to examine all the possible ways in which SMEFT operators can change the leptonic W vertex, we start by considering the full set of SMEFT operators. Upon investigation, we find however that there is only a single operator that can modify the leptonic W vertex in the way considered in Eq. 2.7 and also be able to do this in a non lepton flavour universal way – the $SU(2)_L$ triplet operator

$$\left[Q_{H\ell}^{(3)} \right]_{ij} = \left(H^\dagger i \overleftrightarrow{D}_\mu^a H \right) (L_i \sigma^a \gamma_\mu L_j) . \quad (3.2)$$

(See Appendix A for a full explanation of our notation, which as mentioned above also matches that in [14].) This generates the exact effect of Eq. 2.7 after the Higgs gains a vacuum expectation value, with LFU effects only if the different components $\left[C_{H\ell}^{(3)} \right]_{ij}$ are identical.

For the moment, we proceed assuming there is only new physics in this single operator (we will revisit this assumption later in Section 5). The EW gauge boson interactions with leptons are changed in the following way:

$$\mathcal{L}_{\text{SM}} \rightarrow \mathcal{L} \supset \frac{g}{\sqrt{2}} W_\mu^- \bar{\ell}_i \gamma^\mu P_L \left(\delta_{ij} + v^2 [C_{H\ell}^{(3)}]_{ij} \right) \nu_j + \text{h.c.} \quad (3.3)$$

$$+ \frac{g}{2c_\theta} Z_\mu \bar{\ell}_i \left[\gamma^\mu P_L \left(\delta_{ij}(-1 + 2s_\theta^2) - v^2 [C_{H\ell}^{(3)}]_{ij} \right) \right. \quad (3.4)$$

$$\left. + \gamma^\mu P_R \left(\delta_{ij}(2s_\theta^2) \right) \right] \ell_j$$

$$+ \frac{g}{2c_\theta} Z_\mu \bar{\nu}_i \gamma^\mu P_L \left(\delta_{ij} + v^2 [C_{H\ell}^{(3)}]_{ij} \right) \nu. \quad (3.5)$$

Here we see how the modifying the W leptonic vertex in a gauge invariant way gives rise to unavoidable and correlated effects in the Z leptonic vertices as well.

We also note the simple direct relationship between the SMEFT coefficient $C_{H\ell}^{(3)}$ and the ε parameter introduced in [6] and Eq. 2.7: $\varepsilon_{ij} = v^2 [C_{H\ell}^{(3)}]_{ij}$, which means we can write the $R(V_{us})$ observable as

$$R(V_{us}) = 1 - \left(\frac{V_{ud}}{V_{us}} \right)^2 v^2 [C_{H\ell}^{(3)}]_{22} (\mu \sim 1 \text{ GeV}) \quad (3.6)$$

In the above equation, we have explicitly written the scale dependence, since $R(V_{us})$ is determined from measurements around the scale $\mu \sim 1 \text{ GeV}$. For the rest of this paper, we will work with and quote SMEFT coefficient numerics at the scale $\mu = 1 \text{ TeV}$ unless otherwise specified. At the level of accuracy we are considering, the RG effects are purely multiplicative and so we include these automatically using results from `wilson` [16]. In this fashion, we therefore state here that our $R(V_{us})$ result in Eq. 2.12 corresponds to a result for the SMEFT coefficient of

$$[C_{H\ell}^{(3)}]_{22} (\mu = 1 \text{ TeV}) = (1.17 \pm 0.30) \times 10^{-8} \text{ GeV}^{-2}. \quad (3.7)$$

4 Global fit

In this Section we perform a global fit to data using the software package `smelli` [17] v2.0.0 [18], which contains 399 different observables as of that version.⁴ For the purposes of our fit, we take a two-dimensional parameter space of $[C_{H\ell}^{(3)}]_{11}$ and $[C_{H\ell}^{(3)}]_{22}$. The 22 element is what enters the observable $R(V_{us})$, while in addition both elements enter into many observables through the change to the muon lifetime from which G_F is measured (see Eq. 2.8) and so both are well placed to be constrained by a global fit. Fitting to both elements allows us to distinguish between data favouring a purely muonic effect, a

⁴`smelli` is based on `flavio` [19] and `wilson` [16].

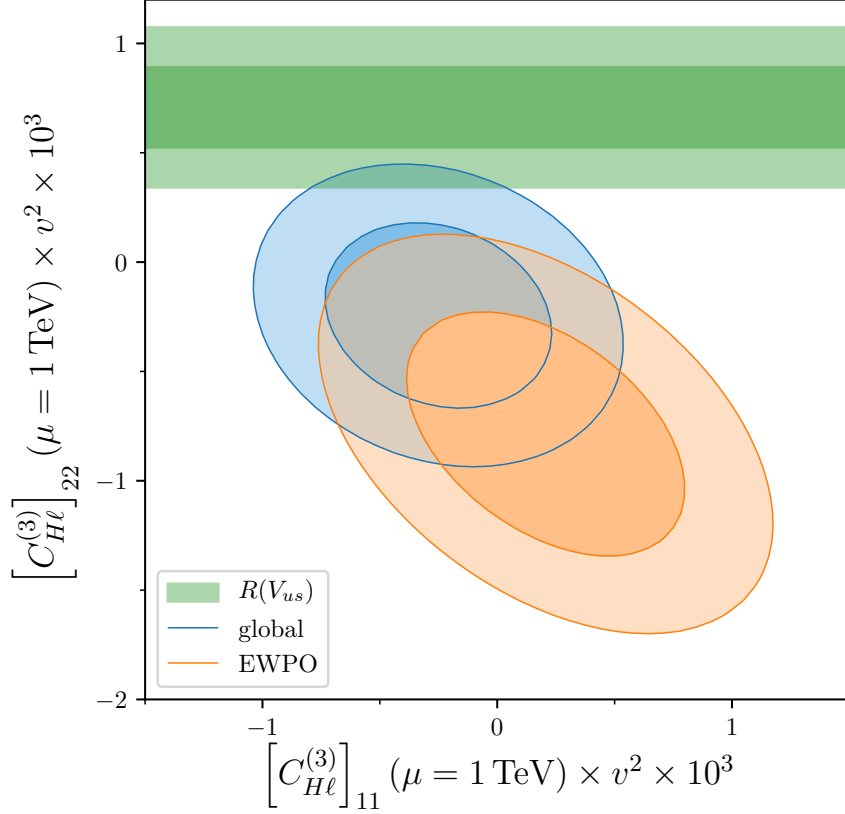


Figure 1: Fits to the entire set of observables included in `smelli` (excluding only those relating to beta decay) (blue) and to just the subset of EWPO (orange). The green region corresponds to our result for the $R(V_{us})$ observable Eq. 3.7. For each, the dark and light regions correspond to the 1σ and 2σ allowed regions respectively.

LFU effect with $[C_{H\ell}^{(3)}]_{11} = [C_{H\ell}^{(3)}]_{22}$ or something else in between. (The third element $[C_{H\ell}^{(3)}]_{33}$ will be mostly constrained by τ physics which are poorly measured, and so we assume zero effect here for simplicity. We also neglect off-diagonal elements as these are very strongly constrained by lepton flavour violating observables such as $\mu \rightarrow eee$ or $Z \rightarrow e\mu$ except in a very specific case, which we discuss briefly in Section 5.)

Before discussing the fit, we note one point: for the ‘global’ fit, we actually exclude observables relating to beta decay, as in this way a clearer comparison can be made. The results of our fit are shown in Fig. 1, where we show three distinct regions. In green is best fit for the SMEFT coefficient value as found directly by the $R(V_{us})$ observable and given in Eq. 3.7, in blue is the best fit region for the global fit, and in orange is the best fit region for a subset of the observables corresponding to electroweak precision

observables. In all cases (and going forward in all subsequent figures), the darkest region corresponds to a 1σ allowed range, and the lighter shaded region is 2σ allowed. We have singled out the subset of EWPO from the global fit ⁵ since they are the strongest constraints on these coefficients – the shift upwards between the EWPO and global fit is driven by a very broad preference for LFU from charged current decays.

The global fit shows that (excluding beta decay observables) the current experimental evidence points towards a small negative effective in both $[C_{H\ell}^{(3)}]_{11}$ and $[C_{H\ell}^{(3)}]_{22}$, albeit in a non-significant way. Numerically, we find

$$\begin{aligned} [C_{H\ell}^{(3)}]_{11} &= (-0.41 \pm 0.53) \times 10^{-8} \text{ GeV}^{-2}, \\ [C_{H\ell}^{(3)}]_{22} &= (-0.40 \pm 0.46) \times 10^{-3} \text{ GeV}^{-2}, \end{aligned} \quad (4.1)$$

with a weak negative correlation coefficient of -0.2 . Note that here already there is almost 3 standard deviations between the central values of beta decay result from $R(V_{us})$ and all other observables in the global fit. Looking now at the EWPO fit we see an even clearer discrepancy straight away from Fig. 1. Electroweak measurements alone favour a *negative* contribution to $[C_{H\ell}^{(3)}]_{22}$ while providing no argument for a non-zero contribution in the 11 element, in contrast to the *positive* contribution needed to explain the apparent CKM unitarity violation. Numerically, the region shown corresponds to

$$\begin{aligned} [C_{H\ell}^{(3)}]_{11} &= (-0.35 \pm 0.64) \times 10^{-8} \text{ GeV}^{-2}, \\ [C_{H\ell}^{(3)}]_{22} &= (-1.30 \pm 0.61) \times 10^{-8} \text{ GeV}^{-2}, \end{aligned} \quad (4.2)$$

with a larger correlation of -0.45 . The difference between EWPO alone and $R(V_{us})$ is now much larger, standing at more than three and a half standard deviations. We believe that such a large internal tension between different sets of observables is worth investigating.

5 BSM models

As demonstrated from the fit and numerics in the previous section, there is a tension between the regions that are preferred by the current set of EWPO and that of the clean observable $R(V_{us})$, when looking at a minimal possibility of new physics in the SMEFT coefficient $C_{H\ell}^{(3)}$ alone. Since in a realistic extension of the SM with new fields it is unlikely that this single operator is generated and nothing else, we choose to examine all the possible BSM particles in the following way.

1. First, pick out all new fields that generate $C_{H\ell}^{(3)}$. We do this using the results of [20], in which the authors provide a simple dictionary between all possible extensions of

⁵This subset of observables is listed in Table 5.

Field	Quantum #	Description
N	$(\mathbf{1}, \mathbf{1}, 0)$	Right handed neutrino – type I seesaw
E	$(\mathbf{1}, \mathbf{1}, -1)$	Right handed electron
Σ	$(\mathbf{1}, \mathbf{3}, 0)$	Triplet right handed neutrino – type III seesaw
Σ_1	$(\mathbf{1}, \mathbf{3}, -1)$	Triplet right handed electron
\mathcal{W}	$(\mathbf{1}, \mathbf{3}, 0)$	Triplet of bosons – W' and Z'
\mathcal{L}_1	$(\mathbf{1}, \mathbf{2}, 1/2)$	Doublet of bosons – don't contribute if they are gauge bosons from extending the SM gauge group

Table 2: New fields that can explain the CKM anomaly. The quantum numbers are given in the form $(SU(3)_C, SU(2)_L, U(1)_Y)$.

the SM ⁶ and the effective Wilson coefficients they generate after being integrated out at tree-level.

2. Having identified the relevant subset, we then see what other SMEFT coefficients are generated, using only the couplings necessary for $C_{H\ell}^{(3)}$ to be non-zero. This is necessary since some of the new particles have several independent coupling constants, and so generate coefficients which are not able to be related to the triplet operator we are interested in.
3. Finally (in Section 5.1) we fit to EWPO with the specific correlated coefficients corresponding to each new physics scenario and see whether the tension seen in the simple case is relaxed.

We identify six single particle extensions of the SM that generate the operator $Q_{H\ell}^{(3)}$ after being integrated out, of which four are fermions and two are vector bosons. These are summarised in Table 2 along with their quantum numbers and a brief description of how they are often considered in BSM models.

Five of these six are relatively standard ideas for BSM physics, while the final vector boson \mathcal{L}_1 requires some brief further discussion. If this vector boson is a gauge boson of an extended but spontaneously broken gauge symmetry, its renormalisable interactions with SM particles only appear in certain gauges (in particular, they vanish in the unitary gauge) and so this option might be ignored. However, a massive \mathcal{L}_1 boson can be generated in other ways, and so for completeness we consider it here. ⁷

Some of these models and their effect on the Cabibbo anomaly have been explored before in the literature – the right handed neutrino N in [21], a combination of E , Σ_1

⁶In fact, they impose some restrictions on the space of new particles they consider in order to ensure the SMEFT is a good description. Perhaps more importantly, they consider on non-anomalous extensions of the SM, which means only allowing for fermions which are vector-like (i.e. non-chiral) under the SM gauge group).

⁷See also the discussion in footnote 8 of [20].

and two more BSM fermions in [22], and the triplet vector boson \mathcal{W} in [23] – but we believe this work is the first to explore all the possibilities.

We now move onto stage 2, studying the BSM fields and writing down all the additional SMEFT coefficients that are generated. For each field, we write down the new Lagrangian terms and then the coefficients. In the cases of the new vector bosons, we write ... to signify that there are further terms in their Lagrangians, but that these contain new coupling constants that can be set to zero without altering the generation of $C_{H\ell}^{(3)}$. The definitions of all the operators below can be found in Appendix A. For now, we assume all NP couplings are possibly complex and keep all the SM Yukawa terms such that the Lagrangians and SMEFT coefficients we show are completely general, but we will make some simplifying assumptions later in Section 5.1.

N :

$$\mathcal{L}_N \supset -(\lambda_N)_i \overline{N_R} \tilde{H}^\dagger L_i + \text{h.c.} \quad (5.1)$$

which generates

$$[C_5]_{ij} = \frac{(\lambda_N)_i (\lambda_N)_j}{2M_N}, \quad [C_{H\ell}^{(3)}]_{ij} = -[C_{H\ell}^{(1)}]_{ij} = -\frac{(\lambda_N^*)_i (\lambda_N)_j}{4M_N^2}. \quad (5.2)$$

after being integrated out. C_5 is the coefficient of the Weinberg operator, which generates a Majorana mass for the SM neutrinos.

E :

$$\mathcal{L}_E \supset -(\lambda_E)_i \overline{E_R} H^\dagger L_i + \text{h.c.} \quad (5.3)$$

which generates

$$[C_{eH}]_{ij} = \frac{(Y_e^*)_{jk} (\lambda_E^*)_i (\lambda_E)_k}{2M_E^2}, \quad [C_{H\ell}^{(3)}]_{ij} = [C_{H\ell}^{(1)}]_{ij} = -\frac{(\lambda_E^*)_i (\lambda_E)_j}{4M_E^2}. \quad (5.4)$$

after being integrated out.

Σ :

$$\mathcal{L}_\Sigma \supset -\frac{1}{2}(\lambda_\Sigma)_i \overline{\Sigma_R^a} \tilde{H}^\dagger \sigma^a L_i + \text{h.c.} \quad (5.5)$$

which generates

$$[C_5]_{ij} = \frac{(\lambda_\Sigma)_i (\lambda_\Sigma)_j}{8M_\Sigma}, \quad [C_{eH}]_{ij} = \frac{(Y_e^*)_{jk} (\lambda_\Sigma^*)_i (\lambda_\Sigma)_k}{4M_\Sigma^2}, \quad (5.6)$$

$$[C_{H\ell}^{(3)}]_{ij} = \frac{1}{3} [C_{H\ell}^{(1)}]_{ij} = \frac{(\lambda_\Sigma^*)_i (\lambda_\Sigma)_j}{16M_\Sigma^2}.$$

after being integrated out.

Σ_1 :

$$\mathcal{L}_{\Sigma_1} \supset -\frac{1}{2}(\lambda_{\Sigma_1})_i \overline{\Sigma_{1R}^a} H^\dagger \sigma^a L_i + \text{h.c.} \quad (5.7)$$

which generates

$$[C_{eH}]_{ij} = \frac{(Y_e^*)_{jk} (\lambda_{\Sigma_1}^*)_i (\lambda_{\Sigma_1})_k}{8M_{\Sigma_1}^2}, \quad [C_{H\ell}^{(3)}]_{ij} = -\frac{1}{3} [C_{H\ell}^{(1)}]_{ij} = \frac{(\lambda_{\Sigma_1}^*)_i (\lambda_{\Sigma_1})_j}{16M_{\Sigma_1}^2}. \quad (5.8)$$

after being integrated out.

\mathcal{W} :

$$\mathcal{L}_{\mathcal{W}} \supset -\frac{1}{2}(\lambda_{\mathcal{W}}^L)_{ij} \overline{L}_i \sigma^a \gamma^\mu L_j \mathcal{W}_\mu^a - \left(\frac{i}{2} \lambda_{\mathcal{W}}^H \mathcal{W}_\mu^a H^\dagger \sigma^a D_\mu H + \text{h.c.} \right) + \dots \quad (5.9)$$

which generates

$$\begin{aligned} [C_{H\ell}^{(3)}]_{ij} &= -\frac{\text{Re}(\lambda_{\mathcal{W}}^H)(\lambda_{\mathcal{W}}^L)_{ij}}{4M_{\mathcal{W}}^2}, \quad C_{H\ell}^{(1)} = 0, \\ [C_{\ell\ell}]_{ijkl} &= \frac{(\lambda_{\mathcal{W}}^L)_{ij} (\lambda_{\mathcal{W}}^L)_{kl} - 2(\lambda_{\mathcal{W}}^L)_{il} (\lambda_{\mathcal{W}}^L)_{kj}}{8M_{\mathcal{W}}^2}, \\ [C_{eH}]_{ij} &= \frac{i(Y_e^*)_{jk} (\lambda_{\mathcal{W}}^L)_{ik} \text{Im}(\lambda_{\mathcal{W}}^H)}{4M_{\mathcal{W}}^2} - \frac{i(Y_e^\dagger)_{ij} \text{Im}[(\lambda_{\mathcal{W}}^H)^2]}{8M_{\mathcal{W}}^2}, \\ [C_{dH}]_{ij} &= -\frac{i(Y_d^\dagger)_{ij} \text{Im}[(\lambda_{\mathcal{W}}^H)^2]}{8M_{\mathcal{W}}^2}, \quad [C_{uH}]_{ij} = -\frac{i(Y_u^\dagger)_{ij} \text{Im}[(\lambda_{\mathcal{W}}^H)^2]}{8M_{\mathcal{W}}^2}, \\ C_H &= -\frac{\lambda |\lambda_{\mathcal{W}}^H|^2}{M_{\mathcal{W}}^2} + \frac{\mu^2 |\lambda_{\mathcal{W}}^H|^4}{2M_{\mathcal{W}}^4}, \\ C_{HD} &= \frac{|\lambda_{\mathcal{W}}^H|^2 - \text{Re}[(\lambda_{\mathcal{W}}^H)^2]}{4M_{\mathcal{W}}^2}, \quad C_{H\Box} = -\frac{\text{Re}[(\lambda_{\mathcal{W}}^H)^2]}{8M_{\mathcal{W}}^2}. \end{aligned} \quad (5.10)$$

after being integrated out. μ, λ are the SM coefficients of the Higgs doublet and quartic terms respectively.

\mathcal{L}_1 :

$$\mathcal{L}_{\mathcal{L}_1} \supset -\left(\gamma_{\mathcal{L}_1} \mathcal{L}_1^{\mu\dagger} D_\mu H + \text{h.c.} \right) - i \lambda_{\mathcal{L}_1}^W \mathcal{L}_1^{\mu\dagger} \sigma^a \mathcal{L}_1^\nu W_{\mu\nu}^a + \dots \quad (5.11)$$

which generates

$$\begin{aligned}
[C_{H\ell}^{(3)}]_{ij} &= \delta_{ij} \frac{g\lambda_{\mathcal{L}_1}^W |\gamma_{\mathcal{L}_1}|^2}{4M_{\mathcal{L}_1}^4 Z_H}, & [C_{Hq}^{(3)}]_{ij} &= \delta_{ij} \frac{g\lambda_{\mathcal{L}_1}^W |\gamma_{\mathcal{L}_1}|^2}{4M_{\mathcal{L}_1}^4 Z_H}, \\
C_H &= \frac{2g\lambda_{\mathcal{L}_1}^W \lambda |\gamma_{\mathcal{L}_1}|^2}{M_{\mathcal{L}_1}^4 Z_H}, & C_{H\Box} &= \frac{3g\lambda_{\mathcal{L}_1}^W |\gamma_{\mathcal{L}_1}|^2}{4M_{\mathcal{L}_1}^4 Z_H^2}, \\
C_{HB} &= -\frac{g'^2 |\gamma_{\mathcal{L}_1}|^2}{8M_{\mathcal{L}_1}^4 Z_H}, & C_{HW} &= -\frac{g(g + 2\lambda_{\mathcal{L}_1}^W) |\gamma_{\mathcal{L}_1}|^2}{8M_{\mathcal{L}_1}^4 Z_H}, \\
C_{HWB} &= -\frac{g'(g + \lambda_{\mathcal{L}_1}^W) |\gamma_{\mathcal{L}_1}|^2}{4M_{\mathcal{L}_1}^4 Z_H}, & [C_{eH}]_{ij} &= \frac{g\lambda_{\mathcal{L}_1}^W |\gamma_{\mathcal{L}_1}|^2 (Y_e^\dagger)_{ij}}{2M_{\mathcal{L}_1}^4 Z_H}, \\
[C_{dH}]_{ij} &= \frac{g\lambda_{\mathcal{L}_1}^W |\gamma_{\mathcal{L}_1}|^2 (Y_d^\dagger)_{ij}}{2M_{\mathcal{L}_1}^4 Z_H}, & [C_{uH}]_{ij} &= \frac{g\lambda_{\mathcal{L}_1}^W |\gamma_{\mathcal{L}_1}|^2 (Y_u^\dagger)_{ij}}{2M_{\mathcal{L}_1}^4 Z_H}.
\end{aligned} \tag{5.12}$$

after being integrated out. Here

$$Z_H = 1 - \frac{|\gamma_{\mathcal{L}_1}|^2}{M_{\mathcal{L}_1}^2} \tag{5.13}$$

reflects the different normalisation of the Higgs doublet in a BSM model with the \mathcal{L}_1 vector.

5.1 BSM fits

We now complete the third part of our process outlined at the beginning of this section. This is broken up into two parts – first we make a “BSM-like” fit for the fermions, where the relationship between the singlet and triplet operators $Q_{H\ell}^{(1,3)}$ are fixed in the way required by each BSM scenario, since each fermion essentially only generates these operators. However, we make no restrictions on the sign of the coefficients which as we will see are fixed in each specific fermion model. The idea of this exercise is to examine how new physics in the singlet $C_{H\ell}^{(1)}$, which affects only Z couplings and is therefore well placed to change the results of the EWPO fit, could reduce the tension. Secondly, we do specific fits for the two vector bosons as they generate a wider and distinct range of operators. For the purpose of these fits, we make two simplifying assumptions that were alluded to earlier – that all the new couplings are real, and neglecting all SM Yukawas except that of the top quark.

5.1.1 “BSM-like” fermions

The fit results for the fermions is shown in Fig. 2. At first glance, it seems like the N or Σ_1 fields are both well placed to generate a scenario with good agreement between $R(V_{us})$ and EWPO. However, there are two caveats to this statement. First, the sign of the SMEFT coefficients is fixed in each case, such that N and E must live in the

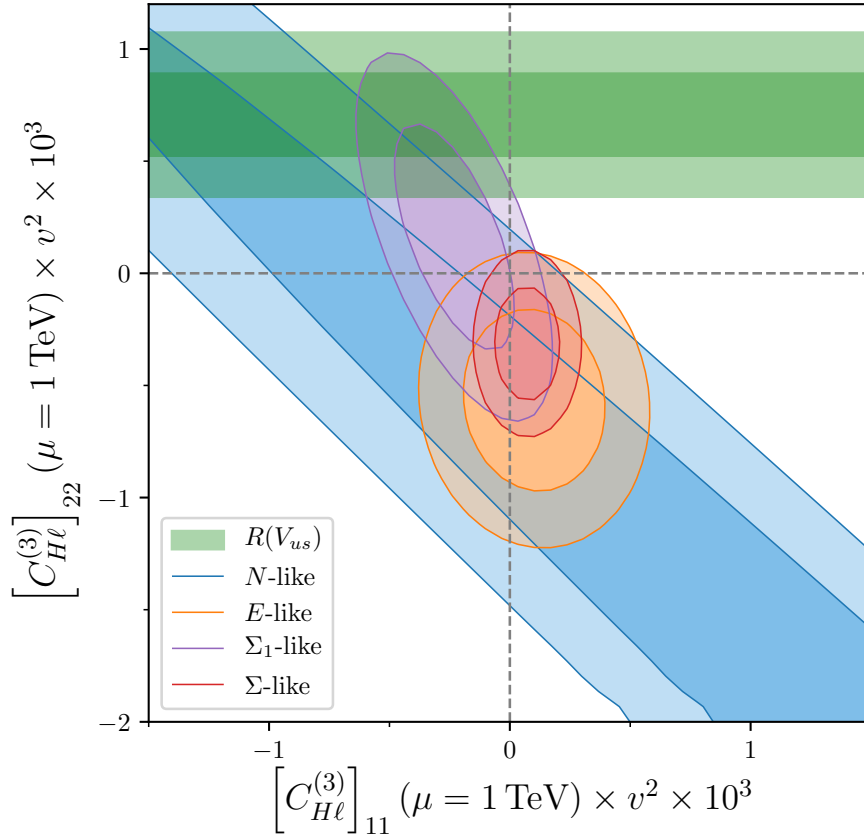


Figure 2: Fits to EWPO in “BSM-like” scenarios for each of the new fermion models we consider – N (blue), E (yellow), Σ (red), and Σ_1 (purple). See the main text for the caveats such that these are only “BSM-like”.

lower left quadrant of Fig. 2 while Σ and Σ_1 live in the upper right. Secondly, since the fermions have only a single new Yukawa-like coupling to the SM, off-diagonal elements of the SMEFT coefficients are inevitable if they couple to more than one generation – we schematically have $[C_{H\ell}^{(3)}]_{ij} \sim \sqrt{[C_{H\ell}^{(3)}]_{ii} [C_{H\ell}^{(3)}]_{jj}}$. Such off-diagonal elements are very strongly constrained by measurements of LFV effects, which are generated at tree level by all our fermions except the right handed neutrino. The constraints are so strong that we can effectively say that we must lie on either axis (as indicated in the figure by the grey dashed lines) to avoid these limits.

With these in mind we now see that, in terms of a single particle extension, the triplet Σ_1 with couplings only to the second generation is best placed.⁸ We observe however

⁸One might wonder whether such a new particle with sizeable couplings to muons could help explain the muon anomalous magnetic moment, since currently the SM prediction [24] is 3.7σ below the experimental

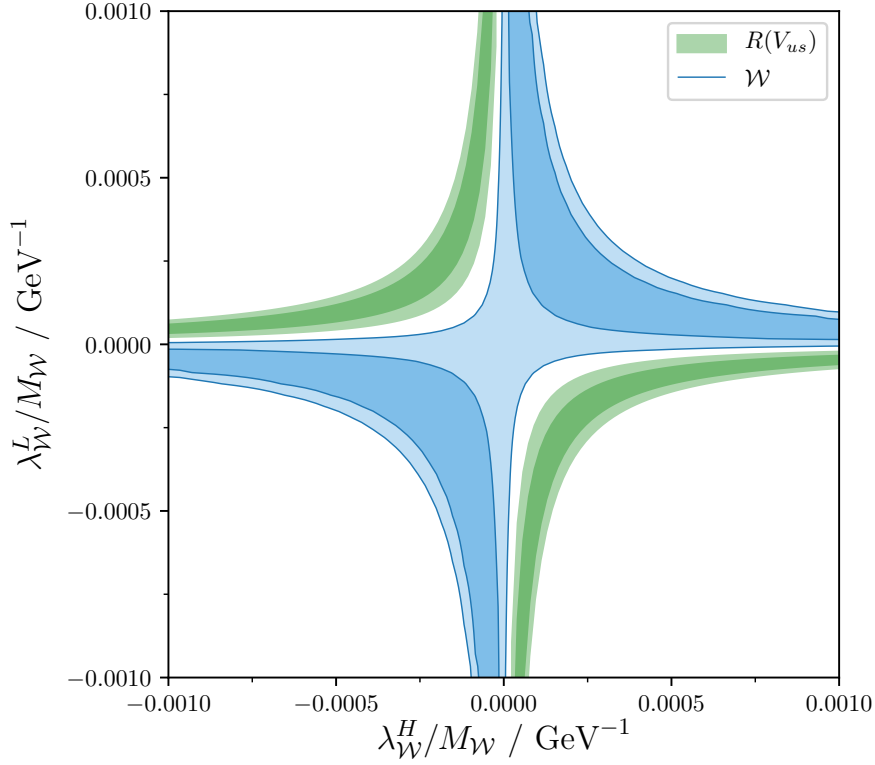


Figure 3: Fit to EWPO in the scenario of the new vector boson \mathcal{W} .

that the best fit for $R(V_{us})$ in this case is still in tension with EWPO at the level of more than 2σ , and so does not provide a sizeable improvement over the simple situation with $C_{H\ell}^{(3)}$ alone.

5.1.2 BSM vector bosons

The fit results for the two vector boson extensions \mathcal{W} and \mathcal{L}_1 are shown in Figs. 3 and 4 respectively. For the triplet of bosons \mathcal{W} we can easily parameterise all the SMEFT contributions in terms of the two ratios $\lambda_{\mathcal{W}}^H/M_{\mathcal{W}}$ and $(\lambda_{\mathcal{W}}^L)_{22}/M_{\mathcal{W}}$ and we see from the figure that the tension is unresolved. This is not unexpected, since the singlet coefficient $C_{H\ell}^{(1)}$ is exactly zero in this model and so most EWPO are modified in exactly the same way as the simple situation examined in Section 4.

The \mathcal{L}_1 extension is slightly more complicated, as it is not possible to parameterise the SMEFT contributions in terms of two ratios. Being specific, the three coefficients C_{HB} , C_{HW} , and C_{HWB} depend on the two couplings $\gamma_{\mathcal{L}_1}, \lambda_{\mathcal{L}_1}^W$ and the vector mass independently. For the purposes of Fig. 4, we make the approximations $g_{\mathcal{L}_1}^W \gg g$ and

result [25]. Unfortunately, the contribution of the Σ_1 is of the wrong sign, and anyway is around two orders of magnitude smaller than the discrepancy for the size of coupling over mass implied here.

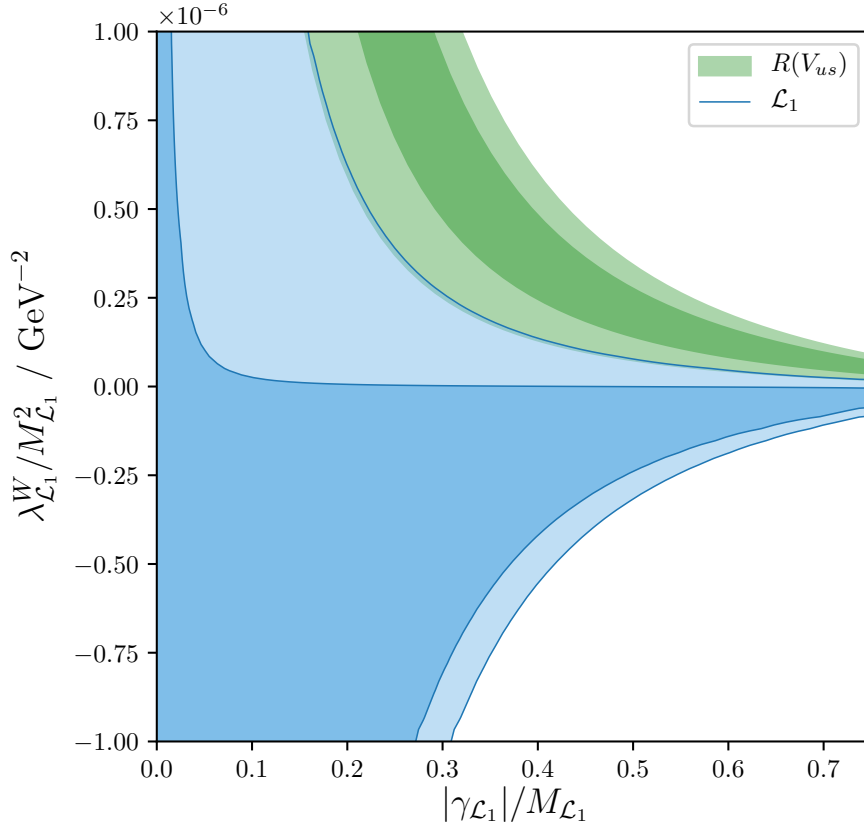


Figure 4: Fit to EWPO in the scenario of the new vector boson \mathcal{L}_1 – note however that assumptions have been made on certain SMEFT coefficients, for the reasons described in the main text.

neglect C_{HB} entirely. In this (admittedly bad) approximation, we see only a mild improvement in consistency between $R(V_{us})$ and the EWPO compared to Fig. 1 with the clear sign discrepancy still present. In light of the complicated nature of extending the SM with a massive vector boson like \mathcal{L}_1 , and these difficulties in the SMEFT parameterisation, we do not consider any further analysis.

6 Future of EWPO

In the previous sections we established that the current status of EWPO means that there is a large ($> 3\sigma$) tension between those measurements and the new $R(V_{us})$ observable, assuming that the triplet operator $Q_{H\ell}^{(3)}$ is the “source” of the $R(V_{us})$ discrepancy, and that looking at realistic NP extensions to the Standard Model does not provide a clear way to reduce the tension. As such, we now look in more detail at the electroweak

fit and what is driving the tension, and at how these EWPO measurements could change in the future.

6.1 Details of the EW fit

If we delve inside the EW fit, we find that there are 10 observables⁹ where the difference between the current experimental average and the SM prediction is greater than one standard deviation, which can be seen in Table 3 in the ‘SM’ column. Of these, one ($\text{BR}(W \rightarrow \tau\nu)$) has been re-measured by ATLAS very recently [26] and found to be much closer to the SM than the old LEP result [27]. Another five show very little change when the theoretical prediction is evaluated at the $R(V_{us})$ best fit point (corresponding to Eq. 3.7) or at the best fit of the EW fit in Fig. 1 (Eq. 4.2), and so are not sensitive enough to the NP effects under discussion. This leaves us with four sensitive observables that can be considered to be driving the fit: $R_\mu^0, m_W, A_e, A_{\text{FB}}^{0,b}$. The first three improve with respect to experiment at the EWPO best fit point, with each showing a reduction in pull of 1σ , while only $A_{\text{FB}}^{0,b}$ becomes yet more discrepant from the measurement but by a smaller amount, which demonstrates why the fit shows the result it does. It will also be useful to note that Γ_Z only marginally improves with negative $[C_{H\ell}^{(3)}]_{22}$ but does get reasonably worse at the $R(V_{us})$ point. A graphical representation of these changes can be seen in Fig. 5, where for clarity we have only shown those observables which have a pull greater than 1.5σ between the SM and experiment or change by at least 1σ between the EWPO and $R(V_{us})$ best fit. These five observables are therefore the ideal ones in which a future change in value and/or precision could significantly affect the fits as described so far.

6.2 Future measurements

We consider two possibilities in terms of future measurements and increases in precision – a “near-future” case similar to the ILC, for which we take predictions from [28], and a “far-future” experiment such as the FCC-ee where we use projections from in [29, 30]. The ILC TDR quotes several specific numerical predictions for improvements to the EW observables in Table 4.10, while we take numerics for the FCC-ee from Sections 1.2.2-4 of [29] plus a prediction for the W leptonic decay with from Slide 22 of [30] – these are summarised in Table 4 along with the current experimental uncertainties.

6.3 Resolving the tension?

With both the possible future precision improvements in mind as well as knowing which observables are driving the fit, we now examine some future scenarios and what the electroweak fit looks like therein. Two of our scenarios are basic extrapolations using the same central values as today and simply applying the improvement in precision expected by from the ILC and FCC-ee machines. These are shown Fig. 6 in blue and orange

⁹We remind the reader than Table 5 contains the descriptions of the electroweak precision observables under consideration.

Observables	SM	EWPO best fit	$R(V_{us})$ best fit
$A_{\text{FB}}^{0,b}$	2.4	3.3	1.5
A_τ	0.9	1.4	0.4
$A_{\text{FB}}^{0,c}$	0.8	1.2	0.5
$A_{\text{FB}}^{0,e}$	0.7	0.9	0.5
R_τ^0	0.4	0.5	0.3
Γ_W	0.2	0.2	0.1
A_μ	0.3	0.4	0.3
$\text{BR}(W^\pm \rightarrow e^\pm \nu)$	0.8	0.8	0.8
R_b^0	0.7	0.7	0.7
A_b	0.6	0.6	0.6
R_c^0	0.0	0.0	0.0
A_s	0.4	0.4	0.4
R_{uc}^0	0.7	0.6	0.6
$R_{\tau e}(W^\pm \rightarrow \ell^\pm \nu)$	0.6	0.6	0.6
$R(W^+ \rightarrow cX)$	0.3	0.2	0.3
$\text{BR}(W^\pm \rightarrow \tau^\pm \nu)$	2.6	2.6	2.6
A_c	0.1	0.1	0.1
R_e^0	1.4	1.3	1.5
$R_{\mu e}(W^\pm \rightarrow \ell^\pm \nu)$	1.1	1.0	1.2
$\text{BR}(W^\pm \rightarrow \mu^\pm \nu)$	1.4	1.3	1.5
$A_{\text{FB}}^{0,\mu}$	0.5	0.3	0.7
$A_{\text{FB}}^{0,\tau}$	1.5	1.2	1.8
σ_{had}^0	1.5	1.2	1.9
Γ_Z	0.5	0.5	1.4
A_e	2.2	1.1	3.2
m_W	1.7	0.6	2.8
R_μ^0	1.5	0.4	2.6

Table 3: The pulls (measured in sigmas) of different observables within the EW fit relative to experiment, at the SM point where all SMEFT coefficients are zero, at the best fit of the EWPO only fit (Eq. 4.2), and at the $R(V_{us})$ best fit (Eq. 3.7). They are ordered by the difference between the current EWPO best fit and the $R(V_{us})$ best fit.

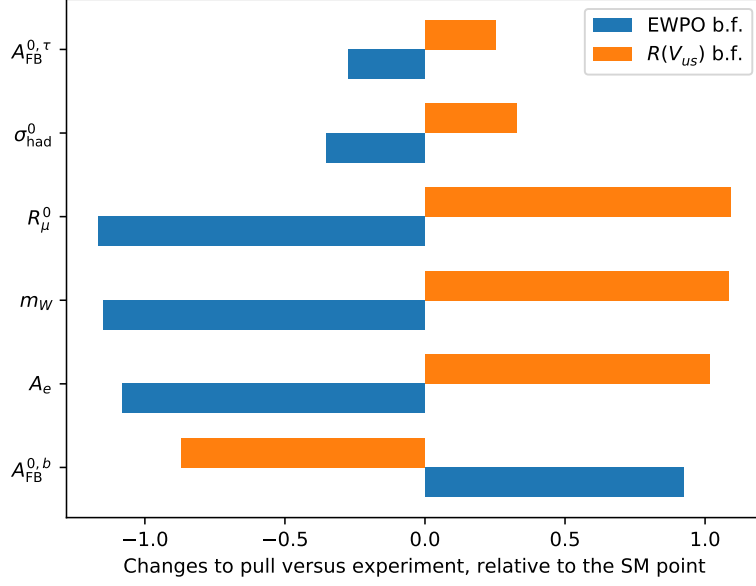


Figure 5: A visual representation of the important changes to the pulls of EWPO observables at the EWPO best fit from Eq. 4.2 (blue) and $R(V_{us})$ best fit from Eq. 3.7 (orange), relative to the SM.

Observable	current	ILC	FCC-ee
m_W	$\pm 12 \text{ MeV}$	6 MeV	0.5 MeV
Γ_Z	$\pm 2.3 \text{ MeV}$	$\pm 0.8 \text{ MeV}$	$\pm 0.12 \text{ MeV}$
A_b	$\pm 20 \times 10^{-3}$	$\pm 1 \times 10^{-3}$	—
R_b^0	$\pm 6.6 \times 10^{-2}$	$\pm 1.4 \times 10^{-2}$	—
Γ_W	$\pm 42 \text{ MeV}$	—	$\pm 1 \text{ MeV}$
R_e^0	$\pm 50 \times 10^{-3}$	—	$\pm 1 \times 10^{-3}$
R_μ^0	$\pm 33 \times 10^{-3}$	—	$\pm 1 \times 10^{-3}$
R_τ^0	$\pm 45 \times 10^{-3}$	—	$\pm 1 \times 10^{-3}$
$R_{\mu e}(W \rightarrow \ell \nu)$	± 8	—	$\pm 4 \times 10^{-2}$

Table 4: Future improvements to precision of EW observables, in the various scenarios considered. The current experimental uncertainties are from the 2020 PDG [8].

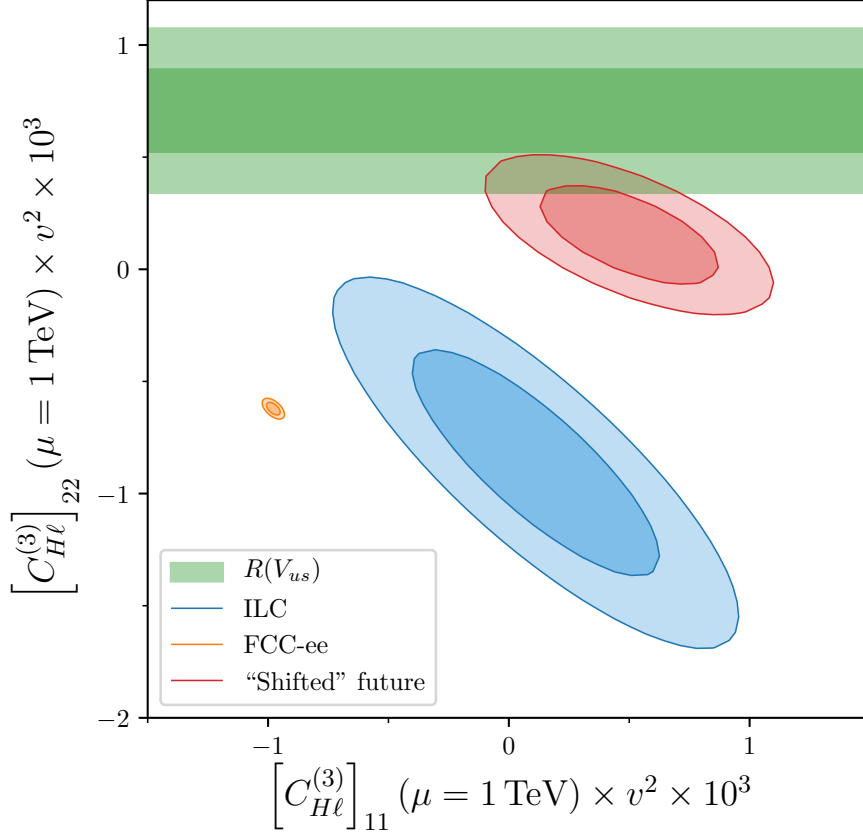


Figure 6: Fits to EWPO in our future scenarios that are “near-future” (blue), “far-future” (orange), and “shifted” (red).

respectively. The “near-future” scenario replicated the general pattern of the current status (i.e. zero $[C_{H\ell}^{(3)}]_{11}$, negative $[C_{H\ell}^{(3)}]_{22}$) with an increased significance – numerically the blue oval corresponds to

$$\begin{aligned} [C_{H\ell}^{(3)}]_{11} &= (0.18 \pm 0.56) \times 10^{-8} \text{ GeV}^{-2}, \\ [C_{H\ell}^{(3)}]_{22} &= (-1.40 \pm 0.56) \times 10^{-8} \text{ GeV}^{-2}, \end{aligned} \quad (6.1)$$

with a strong correlation of -0.83 . In this case, and with no change to $R(V_{us})$, the tension increases from the current 3.6σ to 4σ . A full set of data from a “far-future” machine brings with it a revolution in precision – it is clear that the small orange oval does not agree in any way with the deviation in $R(V_{us})$ and so in such a future there must be some other mechanism at work.

Our final scenario is more interesting, and involves considering if the observables driving the current EW fit shift are re-measured with different central values such that EWPO point in the same direction as $R(V_{us})$ – we call this the “shifted” scenario. We

imagine that m_W , Γ_Z , R_μ^0 , and A_e have their central values shifted (downwards) by twice the current experimental uncertainties.¹⁰ On top of this shift, we use the improved precision of the “near-future” scenario.¹¹ This scenario is shown in red in Fig. 6. We see that such an imagined scenario would give a clear improvement in the internal tension of a global fit and would certainly point towards a consistent BSM effect at work and would likely enable a minimal one particle extension of the SM to provide a good fit to all the data considered here.

7 Conclusions

In this article we considered the newly emerging Cabibbo anomaly and shown how the recent improvements in radiative corrections mean the anomaly is now at the 4σ level. After summarising how a recent work [6] had made an argument for a new observable $R(V_{us})$ and new physics in the leptonic W vertex, we expand their simple modification of the SM by analysing it from the perspective of the SMEFT. We found that the particular low energy change to the W vertex is exclusively generated the by operator $Q_{H\ell}^{(3)}$ once you impose the requirement of allowing a LFUV effect, as described in Section 3. The Cabibbo anomaly then corresponds to a non-zero value in the coefficient $[C_{H\ell}^{(3)}]_{22}$ which we gave in Eq. 3.7.

Having identified that operator, we performed a global fit to a large number of observables using the `smelli` software package and found a tension exists between that global fit and the $R(V_{us})$ observable that has a high sensitivity to the assumed pattern of new physics couplings. Looking deeper, we discovered that the global fit is dominated by electroweak precision observables, and that singling those out there was in fact a large tension between EWPO and the Cabibbo anomaly favoured region of parameter space, as seen clearly in Fig. 1, at the level of 3.6σ . In light of this tension, we used the results of [20] to systematically find all the possible single extensions of the SM that could generate the operator of interest (which amounted to four fermions and two vector bosons) and then wrote down all the other correlated SMEFT coefficients that are also induced in those specific BSM models, all of which are given in Section 5. After performing a fit to the electroweak precision data again within each BSM scenario, we find that no extension of the SM by a single new particle can cause a significant reduction in the tension we identified, but that a heavy $SU(2)_L$ triplet Σ_1 that couples exclusively to second generation leptons provides the largest reduction.

In light of this result, we then proceeded in Section 6 to analyse the future of EWPO given predicted improvements at the ILC and FCC-ee future experiments. By looking at the individual observables in the EWPO subset, we identified a small number that drive the current tension (see for example Fig. 5) that are also set to be re-measured at a higher

¹⁰Since the EW sub fit contains 27 separate observables, such a change in four alone is a reasonably plausible scenario.

¹¹For m_W and Γ_Z the improved precision is as quoted in Table 4, for R_μ^0 we assume the same relative improvement from now as for R_b^0 , and for A_e the same absolute precision as A_b . These amount to conservative choices for the latter two.

level of precision at future colliders. We found that, if the central values are unchanged after an ILC-like machine, then the current tension between $R(V_{us})$ and EWPO increases to just over 4σ , even assuming no change to the Cabibbo anomaly. However, if we forecast a future where four specific observables out of the full set have changed by two standard deviations each, we could end up with almost complete agreement between all data. In such a future, the Σ_1 triplet would be a very interesting new physics scenario to explore further.

Note: While this work was in preparation, the article [31] appeared on the arXiv covering a similar area. While they do not examine the internals of the global fit, they also find that a Σ_1 triplet fermion with muonic couplings gives the best fit to all current data, in agreement with one of our conclusions.

A SMEFT definitions

The SMEFT operators we use in this work are defined as follows:

$$[Q_{H\ell}^{(3)}]_{ij} = \left(H^\dagger i \overleftrightarrow{D}_\mu^a H \right) (L_i \sigma^a \gamma_\mu L_j) \quad (\text{A.1})$$

$$[Q_{H\ell}^{(1)}]_{ij} = \left(H^\dagger i \overleftrightarrow{D}_\mu H \right) (L_i \gamma_\mu L_j) \quad (\text{A.2})$$

$$[Q_5]_{ij} = \bar{L}_i^c \tilde{H}^* \tilde{H}^\dagger L_j \quad (\text{A.3})$$

$$[Q_{eH}]_{ij} = (H^\dagger H) (\bar{L}_i H e_j) \quad (\text{A.4})$$

$$[Q_{dH}]_{ij} = (H^\dagger H) (\bar{Q}_i H d_j) \quad (\text{A.5})$$

$$[Q_{uH}]_{ij} = (H^\dagger H) (\bar{Q}_i \tilde{H} u_j) \quad (\text{A.6})$$

$$[Q_{\ell\ell}]_{ijkl} = (\bar{L}_i \gamma^\mu L_j) (\bar{L}_k \gamma_\mu L_l) \quad (\text{A.7})$$

$$Q_H = (H^\dagger H)^3 \quad (\text{A.8})$$

$$Q_{HD} = \left(H^\dagger D^\mu H \right)^* \left(H^\dagger D_\mu H \right) \quad (\text{A.9})$$

$$Q_{H\Box} = (H^\dagger H) \Box (H^\dagger H) \quad (\text{A.10})$$

$$Q_{HB} = \left(H^\dagger H \right) B^{\mu\nu} B_{\mu\nu} \quad (\text{A.11})$$

$$Q_{HW} = \left(H^\dagger H \right) W^{a,\mu\nu} W_{\mu\nu}^a \quad (\text{A.12})$$

$$Q_{HWB} = \left(H^\dagger \sigma^a H \right) W_{\mu\nu}^a B^{\mu\nu} \quad (\text{A.13})$$

where $\overleftrightarrow{D}_\mu^a = \left(\sigma^a D_\mu - \overleftarrow{D}_\mu \sigma^a \right)$, σ^a are the Pauli matrices, and i, j, k, l are flavour generation indices.

B smelli EW precision observables

Observable	Description
Γ_Z	Total width of the Z^0 boson
σ_{had}^0	$e^+e^- \rightarrow Z^0$ hadronic pole cross-section
R_e^0	Ratio of Z^0 partial widths to hadrons vs. e pairs
R_μ^0	Ratio of Z^0 partial widths to hadrons vs. μ pairs
R_τ^0	Ratio of Z^0 partial widths to hadrons vs. τ pairs
$A_{\text{FB}}^{0,e}$	Forward-backward asymmetry in $Z^0 \rightarrow e^+e^-$
$A_{\text{FB}}^{0,\mu}$	Forward-backward asymmetry in $Z^0 \rightarrow \mu^+\mu^-$
$A_{\text{FB}}^{0,\tau}$	Forward-backward asymmetry in $Z^0 \rightarrow \tau^+\tau^-$
A_e	Asymmetry parameter in $Z^0 \rightarrow e^+e^-$
A_μ	Asymmetry parameter in $Z^0 \rightarrow \mu^+\mu^-$
A_τ	Asymmetry parameter in $Z^0 \rightarrow \tau^+\tau^-$
R_b^0	Ratio of Z^0 partial widths to b pairs vs. all hadrons
R_c^0	Ratio of Z^0 partial widths to c pairs vs. all hadrons
$A_{\text{FB}}^{0,b}$	Forward-backward asymmetry in $Z^0 \rightarrow b\bar{b}$
$A_{\text{FB}}^{0,c}$	Forward-backward asymmetry in $Z^0 \rightarrow c\bar{c}$
A_b	Asymmetry parameter in $Z^0 \rightarrow b\bar{b}$
A_c	Asymmetry parameter in $Z^0 \rightarrow c\bar{c}$
m_W	W^\pm boson pole mass
Γ_W	Total width of the W^\pm boson
$\text{BR}(W^\pm \rightarrow e^\pm \nu)$	Branching ratio of $W^\pm \rightarrow e^\pm \nu$, summed over neutrino flavours
$\text{BR}(W^\pm \rightarrow \mu^\pm \nu)$	Branching ratio of $W^\pm \rightarrow \mu^\pm \nu$, summed over neutrino flavours
$\text{BR}(W^\pm \rightarrow \tau^\pm \nu)$	Branching ratio of $W^\pm \rightarrow \tau^\pm \nu$, summed over neutrino flavours
$\text{R}(W^+ \rightarrow cX)$	Ratio of partial width of $W^+ \rightarrow cX$, $X = \bar{d}, \bar{s}, \bar{b}$ over the hadronic W width
$\text{R}_{\mu e}(W^\pm \rightarrow \ell^\pm \nu)$	Ratio of branching ratio of $W^\pm \rightarrow \mu^\pm \nu$ and $W^\pm \rightarrow e^\pm \nu$, individually summed over neutrino flavours
$\text{R}_{\tau e}(W^\pm \rightarrow \ell^\pm \nu)$	Ratio of branching ratio of $W^\pm \rightarrow \tau^\pm \nu$ and $W^\pm \rightarrow e^\pm \nu$, individually summed over neutrino flavours
A_s	Asymmetry parameter in $Z^0 \rightarrow s\bar{s}$
R_{uc}^0	Average ratio of Z^0 partial widths to u or c pairs vs. all hadrons

Table 5: EWPO observables

References

- [1] C.-Y. Seng, M. Gorchtein, H. H. Patel and M. J. Ramsey-Musolf, *Reduced Hadronic Uncertainty in the Determination of V_{ud}* , *Phys. Rev. Lett.* **121** (2018) 241804 [1807.10197].
- [2] A. Czarnecki, W. J. Marciano and A. Sirlin, *Radiative Corrections to Neutron and Nuclear Beta Decays Revisited*, *Phys. Rev. D* **100** (2019) 073008 [1907.06737].
- [3] C.-Y. Seng, X. Feng, M. Gorchtein and L.-C. Jin, *Joint lattice QCD - dispersion theory analysis confirms the top-row CKM unitarity deficit*, 2003.11264.
- [4] B. Belfatto, R. Beradze and Z. Berezhiani, *The CKM unitarity problem: A trace of new physics at the TeV scale?*, *Eur. Phys. J. C* **80** (2020) 149 [1906.02714].
- [5] K. Cheung, W.-Y. Keung, C.-T. Lu and P.-Y. Tseng, *Vector-like Quark Interpretation for the CKM Unitarity Violation, Excess in Higgs Signal Strength, and Bottom Quark Forward-Backward Asymmetry*, *JHEP* **05** (2020) 117 [2001.02853].
- [6] A. Crivellin and M. Hoferichter, *Beta decays as sensitive probes of lepton flavor universality*, 2002.07184.
- [7] Y. Grossman, E. Passemar and S. Schacht, *On the Statistical Treatment of the Cabibbo Angle Anomaly*, 1911.07821.
- [8] PARTICLE DATA GROUP collaboration, *Review of Particle Physics*, *Prog. Theor. Exp. Phys.* (2020) .
- [9] PARTICLE DATA GROUP collaboration, “CKM Quark-Mixing Matrix.” <https://pdg.lbl.gov/2020/reviews/rpp2020-rev-ckm-matrix.pdf>.
- [10] J. Hardy and I. Towner, *Nuclear Beta Decays and CKM Unitarity*, in *13th Conference on the Intersections of Particle and Nuclear Physics*, 6, 2018, 1807.01146.
- [11] W. J. Marciano and A. Sirlin, *Improved calculation of electroweak radiative corrections and the value of V_{ud}* , *Phys. Rev. Lett.* **96** (2006) 032002 [hep-ph/0510099].
- [12] W. Tan, *Laboratory tests of the ordinary-mirror particle oscillations and the extended CKM matrix*, 1906.10262.
- [13] S. Weinberg, *Baryon and Lepton Nonconserving Processes*, *Phys. Rev. Lett.* **43** (1979) 1566.
- [14] B. Grzadkowski, M. Iskrzynski, M. Misiak and J. Rosiek, *Dimension-Six Terms in the Standard Model Lagrangian*, *JHEP* **10** (2010) 085 [1008.4884].

- [15] I. Brivio and M. Trott, *Scheming in the SMEFT... and a reparameterization invariance!*, *JHEP* **07** (2017) 148 [1701.06424].
- [16] J. Aebischer, J. Kumar and D. M. Straub, *Wilson: a Python package for the running and matching of Wilson coefficients above and below the electroweak scale*, *Eur. Phys. J.* **C78** (2018) 1026 [1804.05033].
- [17] J. Aebischer, J. Kumar, P. Stangl and D. M. Straub, *A Global Likelihood for Precision Constraints and Flavour Anomalies*, *Eur. Phys. J.* **C79** (2019) 509 [1810.07698].
- [18] D. Straub and P. Stangl, *smelli/smelli: v2.0.0*, Dec., 2019.
<https://doi.org/10.5281/zenodo.3569968>.
- [19] D. M. Straub, *flavio: a Python package for flavour and precision phenomenology in the Standard Model and beyond*, 1810.08132.
- [20] J. de Blas, J. Criado, M. Perez-Victoria and J. Santiago, *Effective description of general extensions of the Standard Model: the complete tree-level dictionary*, *JHEP* **03** (2018) 109 [1711.10391].
- [21] A. M. Coutinho, A. Crivellin and C. A. Manzari, *Global Fit to Modified Neutrino Couplings and the Cabibbo-Angle Anomaly*, 1912.08823.
- [22] M. Endo and S. Mishima, *Muon $g - 2$ and CKM Unitarity in Extra Lepton Models*, 2005.03933.
- [23] B. Capdevila, A. Crivellin, C. A. Manzari and M. Montull, *Explaining $b \rightarrow s\ell^+\ell^-$ and the Cabibbo Angle Anomaly with a Vector Triplet*, 2005.13542.
- [24] T. Aoyama et al., *The anomalous magnetic moment of the muon in the Standard Model*, 2006.04822.
- [25] MUON G-2 collaboration, *Final Report of the Muon E821 Anomalous Magnetic Moment Measurement at BNL*, *Phys. Rev. D* **73** (2006) 072003 [hep-ex/0602035].
- [26] ATLAS collaboration, *Test of the universality of τ and μ lepton couplings in W -boson decays from $t\bar{t}$ events with the ATLAS detector*, 2007.14040.
- [27] ALEPH, DELPHI, L3, OPAL, LEP ELECTROWEAK collaboration, *Electroweak Measurements in Electron-Positron Collisions at W -Boson-Pair Energies at LEP*, *Phys. Rept.* **532** (2013) 119 [1302.3415].
- [28] *The International Linear Collider Technical Design Report - Volume 2: Physics*, 1306.6352.
- [29] FCC collaboration, *FCC-ee: The Lepton Collider: Future Circular Collider Conceptual Design Report Volume 2*, *Eur. Phys. J. ST* **228** (2019) 261.

- [30] R. Tenchini, “Electroweak Precision Measurements at the FCC-ee.” Talk at ‘Physics at FCC: overview of the Conceptual Design Report’, Mar, 2019.
<https://indico.cern.ch/event/789349/contributions/3298720/>.
- [31] A. Crivellin, F. Kirk, C. A. Manzari and M. Montull, *Global Electroweak Fit and Vector-Like Leptons in Light of the Cabibbo Angle Anomaly*, 2008.01113.