

Muon Flavor Violation in Two Higgs Doublet Model with Extra Yukawa Couplings

Wei-Shu Hou and Girish Kumar

Department of Physics, National Taiwan University, Taipei 10617, Taiwan

(Dated: December 18, 2020)

The new round of experiments, MEG II, COMET/Mu2e, and Mu3e, would soon start to push the $\mu \rightarrow e\gamma$, $\mu N \rightarrow eN$ conversion, and $\mu \rightarrow 3e$ frontier, while Belle II would probe $\tau \rightarrow \mu\gamma$ and $\tau \rightarrow 3\mu$. In the general two Higgs doublet model with extra Yukawa couplings, we show that all these processes probe the lepton flavor violating (LFV) dipole transition that arises from the two loop mechanism, with scalar-induced contact terms subdominant. This is because existing data suggest the extra Yukawa couplings $\rho_{\mu e}, \rho_{ee} \lesssim \lambda_e$, while $\rho_{\tau\mu}, \rho_{\tau\tau} \lesssim \lambda_\tau$ and $\rho_{tt} \lesssim \lambda_t$, with λ_i the usual Yukawa coupling of the Standard Model (SM), where $\rho_{\mu e}\rho_{tt}$ and $\rho_{\tau\mu}\rho_{tt}$ enter the $\mu e\gamma$ and $\tau\mu\gamma$ two loop amplitudes, respectively. With the $B_s \rightarrow \mu\mu$ decay rate basically consistent with SM expectation, together with the B_s mixing constraint, we show that $B_s \rightarrow \tau\tau$ would also be consistent with SM, while $B_s \rightarrow \tau\mu$ and $B \rightarrow K\tau\mu$ decays would be out of reach of projected sensitivities, in strong contrast with some models motivated by the B anomalies.

I. INTRODUCTION

The study of muon properties is practically the oldest subject of particle physics, but remains at the forefront of current research. The MEG bound [1] on muon flavor violating (μ FV) $\mu \rightarrow e\gamma$ decay rate at 90% C.L. is

$$\mathcal{B}(\mu \rightarrow e\gamma) < 4.2 \times 10^{-13}, \quad (\text{MEG, 2016}), \quad (1)$$

while a rather dated result of SINDRUM gives [2]

$$\mathcal{B}(\mu \rightarrow 3e) < 1.0 \times 10^{-12}, \quad (\text{SINDRUM, 1988}), \quad (2)$$

for $\mu^+ \rightarrow e^+e^-e^+$ search. A third type of μ FV search studies $\mu \rightarrow e$ conversion on nuclei. Normalized to the muon capture rate, SINDRUM II finds [3]

$$R_{\mu e} < 7 \times 10^{-13}, \quad (\text{SINDRUM II, 2006}), \quad (3)$$

for $\mu \rightarrow e$ conversion on gold.

With schedules delayed by the current world pandemic, MEG II [4] will push the $\mu \rightarrow e\gamma$ bound down to $\sim 6 \times 10^{-14}$ with three years of data taking. A new experiment to search for $\mu^+ \rightarrow e^+e^-e^+$, Mu3e [5], plans to reach down to 5×10^{-15} with three years of running and is limited mostly by the muon beam intensity. Projected intensity improvements [6] by up to 2 orders of magnitude seem feasible; hence, Mu3e can eventually reach down to 10^{-16} in sensitivity. In contrast, to improve $\mu \rightarrow e\gamma$ sensitivity beyond MEG II, innovations are needed for background suppression.

In terms of projected improvements, $\mu \rightarrow e$ conversion i.e., $\mu N \rightarrow eN$ is perhaps the most promising. SINDRUM II operated at the limits of power consumption, so new developments [7] are based on the idea [8] of using special solenoids for pion capture, muon transport, as well as detection, which significantly improves muon intensity. Phase I of COMET [9] aims for $R_{\mu e} < 7 \times 10^{-15}$, eventually reaching down to 10^{-17} for phase II. Similar to COMET phase II in design, Mu2e [10] aims at 2.6×10^{-17} sensitivity. Both experiments can be improved further. For example, ongoing [6] PRISM/PRIME [11] developments aim at bringing the limit eventually down to a

staggering 10^{-19} . Although the primary objective for $\mu N \rightarrow eN$ is contact interactions, it also probes [12] the dipole interaction and can be in place to probe $\mu \rightarrow e\gamma$ if the associated backgrounds of the latter cannot be brought under control at high muon intensity.

The current bounds and projected sensitivities on μ FV processes are summarized in Table I. The impressive bounds for the muon reflect seven decades of studies. We also list the corresponding processes for τ , i.e., $\tau \rightarrow \mu\gamma$ and $\tau \rightarrow 3\mu$, where the current bounds are from B factories [13, 14], and expectations [15] are for Belle II with 50 ab^{-1} in the coming decade. LHCb can [16] cross check the Belle II result on $\tau \rightarrow 3\mu$ after upgrade II, i.e., at the High Luminosity LHC (HL-LHC). The heaviness of τ hence its later discovery, and smaller production cross section plus the difficulty in detection underlie the weaker search limits. However, its heavy mass and third generation nature offers a different window on new physics, or equivalently, beyond the Standard Model (BSM) physics.

We studied [17] the $\tau \rightarrow \mu\gamma$ decay previously in conjunction with $h \rightarrow \tau\mu$, where h is the 125 GeV boson discovered in 2012 [18]. The context was the two Higgs doublet model (2HDM) with extra Yukawa couplings, which was called the general 2HDM (g2HDM). The h boson picks up the extra $\rho_{\tau\mu}$ Yukawa coupling from the CP -even exotic Higgs boson H via h - H mixing. Given that this mixing angle, c_γ , is known to be small (the alignment phenomenon [19], or that h so closely resembles the SM Higgs boson [18]), only a weak constraint is placed on $\rho_{\tau\mu}$. Together with the extra top Yukawa coupling ρ_{tt} , the $\rho_{\tau\mu}$ coupling induces $\tau \rightarrow \mu\gamma$ decay via the two-loop mechanism [20]. Taking $\rho_{tt} \sim \lambda_t \simeq 1$, the strength of the top Yukawa coupling of SM, it was shown that Belle II can probe the $\rho_{\tau\mu} \lesssim \lambda_\tau \simeq 0.010$ parameter space.

Taking ρ_{tt} at $\mathcal{O}(\lambda_t)$ and $\rho_{\tau\mu} \lesssim \lambda_\tau$ together, they correspond to [17]

$$\rho_{3j}^f \lesssim \lambda_3^f, \quad (j \neq 1), \quad (4)$$

with $\rho_{31}^f \ll \lambda_3^f$ expected. As we will see, this relation does not hold for down-type quarks because of tight constraints from (K and) B meson physics. The probe of

μ FV process	Current bound	Future sensitivity
$\mu \rightarrow e\gamma$	4.2×10^{-13} (MEG [1])	6×10^{-14} (MEG II [4])
$\mu \rightarrow 3e$	1.0×10^{-12} (SINDRUM [2])	$\sim 10^{-15} - 10^{-16}$ (Mu3e [5])
$\mu N \rightarrow eN$	7×10^{-13} (SINDRUM II [3])	$\sim 10^{-15} - 10^{-17}$ (COMET [9]) $3 \times 10^{-17} -$ (Mu2e [10]) $\sim 10^{-18} - 10^{-19}$ (PRISM [11])
$\tau \rightarrow \mu\gamma$	4.4×10^{-8} (BaBar [13])	$\sim 10^{-9}$ (Belle II [15])
$\tau \rightarrow 3\mu$	2.1×10^{-8} (Belle [14])	3.3×10^{-10} (Belle II [15])

TABLE I. Summary of current experimental bounds and future sensitivities of μ FV processes.

ρ_{tt} by $\tau \rightarrow \mu\gamma$ via the two-loop mechanism is quite significant, as ρ_{tt} can drive [21] electroweak baryogenesis (EWBG), or the disappearance of antimatter in the very early Universe. A backup mechanism [21] is through $|\rho_{tc}| \sim \lambda_t$ [i.e., saturating Eq. (4)] in case ρ_{tt} accidentally vanishes.

In this paper, we show that the MEG II search for $\mu \rightarrow e\gamma$ would continue to probe

$$\rho_{\mu e} \lesssim \lambda_e, \quad (5)$$

which echoes $|\rho_{ee}| \sim \lambda_e \cong 0.0000029$ that is suggested [22] by the recent ACME result [23] on electron electric dipole moment (eEDM), where a correlation of $|\rho_{ee}/\rho_{tt}| \propto \lambda_e/\lambda_t$ is implied. That is, the tiniest CP violation on Earth seems linked with the baryon asymmetry of the Universe (BAU)! The $\rho_{\mu e}$, ρ_{ee} behavior suggest

$$\rho_{i1}^f \lesssim \lambda_1^f, \quad (6)$$

which likely holds also for $i = 3$, and seems plausible for $f = u, d$. Thus, the affinity of the 1-2 sector of extra Yukawa couplings may be with the first generation, while the affinity of the 3-2 sector may be with the third generation, which echo the mass-mixing hierarchy. That the ρ^d matrix is close to diagonal is a mystery.

If the “septuagenarian” (“octogenarian” if counting from date of discovery) muon appear “sanitized”, i.e., very much SM-like, as reflected in the weak strength of the extra Yukawa couplings mentioned, one cannot but think of the “ B anomalies” that have been in vogue for almost the past decade. For a brief summary—and *critique*—of these B anomalies; see, e.g., the “*HEP perspective and outlook*” given by one of us in the summer 2018 [24]; the situation about the B anomalies has not changed by much since then. Some of the suggested remedies of the B anomalies, especially the leptoquark (LQ) variant, relate to tree level effects, hence make a large impact in general. In contrast, though also at tree level, the extra Yukawa couplings have hidden themselves so well for decades, via the relations such as Eqs. (4) and (6), the near-diagonal ρ^d matrix, *plus alignment* [19]. A second purpose of the present paper is therefore to contrast the predictions of g2HDM vs the “bold”, UV-complete models such as PS³ [25–27]. For this reason, we will extend the list of μ FV processes beyond Table I to include various rare (semi)leptonic B decays.

The paper is organized as follows. In the next section, we discuss $\mu \rightarrow e\gamma$ in g2HDM, which is pretty much parallel to what we have done for $\tau \rightarrow \mu\gamma$ [17]. We show that the $\mu \rightarrow e\gamma$ process probes the $\rho_{\mu e}\rho_{tt}$ product in g2HDM, as well as $c_\gamma\rho_{\mu e}$ where c_γ is the h - H mixing angle. In Sec. III, we cover the $\mu \rightarrow 3e$ and $\mu N \rightarrow eN$ processes, as well as $\tau \rightarrow 3\mu$. We show that the g2HDM effects are very suppressed at tree level and that all these processes eventually pick up the $\mu e\gamma$ or $\tau\mu\gamma$ dipole couplings. In Sec. IV, we contrast the projections of g2HDM with the PS³ model [27] motivated by the B anomalies, covering rare B decays such as $B_q \rightarrow \tau\tau$, $\tau\mu$, $B \rightarrow K^{(*)}\tau\tau$, $K^{(*)}\tau\mu$, and $\tau \rightarrow \mu\gamma$ as well. We also mention $B \rightarrow \mu\nu$, $\tau\nu$ decays, where g2HDM could actually reveal [28] itself. We briefly touch upon muon EDM and $g-2$, before offering our conclusion in Sec. V.

II. THE $\mu \rightarrow e\gamma$ PROCESS

MEG II [4] has a genuine discovery potential in g2HDM with extra Yukawa couplings.

We have studied [17] $\tau \rightarrow \mu\gamma$ decay previously and showed that $\rho_{\tau\mu} \lesssim \lambda_\tau \simeq 0.010$ [part of Eq. (4)] can be probed by Belle II as it pushes down to $\mathcal{O}(10^{-9})$ [15]. The $\mu \rightarrow e\gamma$ process is the template for $\tau \rightarrow \mu\gamma$ decay, for which the two loop mechanism (see Fig. 1) of Ref. [20] was originally written in g2HDM (called model III [29] at that time) that possesses extra Yukawa couplings.

Our emphasis is on phenomenological discussion, so we take Ref. [17] as a template and do not recount details of the g2HDM here. The formulas used in Ref. [17], besides originating from Ref. [20], have also been checked against those of Ref. [30], although one should use caution with this reference, as it was written in a time when there was a hint for $h \rightarrow \tau\mu$ from CMS, which has subsequently disappeared [18]. What should be emphasized is that, in g2HDM, the exotic Higgs bosons H , A (CP -odd), and H^\pm would *naturally* populate the 300–600 GeV range but which we have surprisingly little knowledge of. For example, H, A could be searched for in $t\bar{c}(\bar{t}c)$ [31] and $\tau\mu$ [32–34] final states.

In g2HDM, flavor changing neutral Higgs (FCNH) couplings are controlled [29] by the mass-mixing hierarchy; hence, the one loop diagram, Fig. 1(left), is expected to

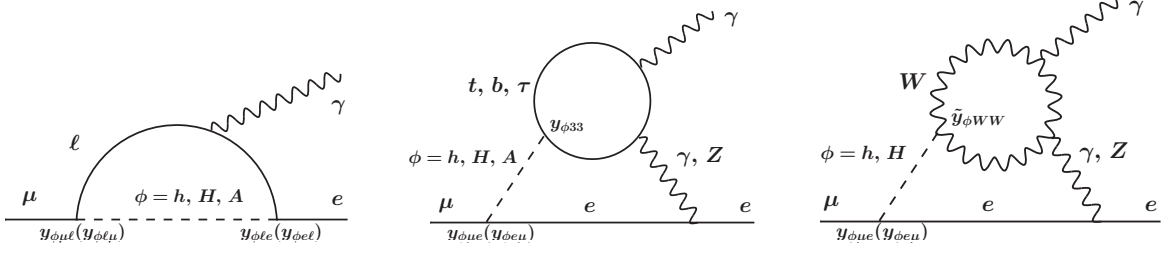


FIG. 1. One-loop, two-loop fermion, and two-loop W diagrams for $\mu \rightarrow e\gamma$.

be highly suppressed [20] by multiple chirality flips. Using the one loop formula of Ref. [17] with a simple change of indices, we assume $\rho_{\mu\mu}\rho_{\mu e}$ from an intermediate muon in the loop is negligible compared with $\rho_{\tau\mu}^*\rho_{\tau e}$ from an intermediate τ , which is even more so the case for an intermediate e . We illustrate this “one loop benchmark” in Fig. 2 for $\rho_{\tau\mu} = \rho_{\mu\tau} = \lambda_\tau$ and $\rho_{\tau e} = \lambda_e$, and for $m_A = m_H + 200$ GeV (or with $H \leftrightarrow A$ interchanged). The effect by itself is out of reach for any time to come, unless A, H are very light. In fact, for $m_A = m_H \in (300, 500)$ GeV, due to a cancellation mechanism, the MEG or the future MEG II bounds would allow $\rho_{\tau\mu}\rho_{\tau e}$ at $\mathcal{O}(10^4)$ times larger than $\lambda_e\lambda_\tau$, which is very accommodating. For

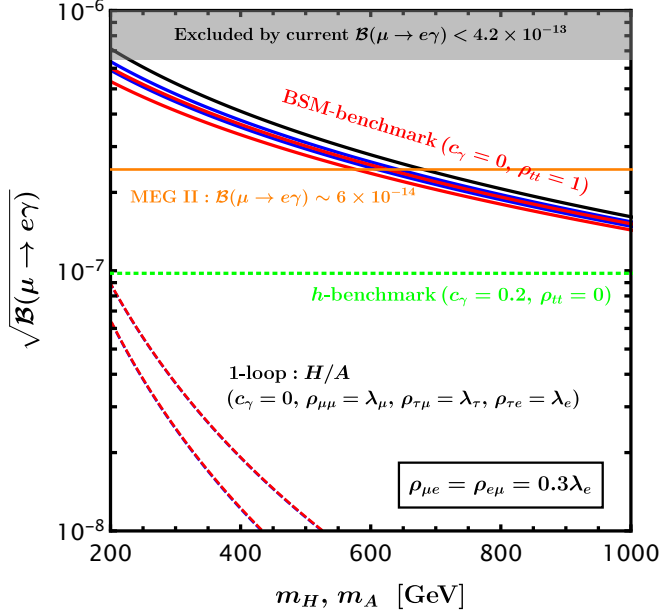


FIG. 2. Comparison of benchmark scenarios for $\mu \rightarrow e\gamma$ as function of scalar masses. For one loop red dashed curves, lower (upper) curve is for $m_A = m_H + 100$ (200) GeV, and flipping $H \leftrightarrow A$ is not much different. For the two-loop BSM benchmark, black curve is for degenerate $m_H = m_A$, red (blue) curves show variation in m_H (m_A) with m_A (m_H) heavier by 100, 200 GeV, where satisfying the MEG bound [1] at the low 200 GeV fixes $\rho_{\mu e} = \rho_{e\mu} \simeq 0.3\lambda_e$. Holding this value fixed, the two-loop h benchmark is the green dashed horizontal line, which lies below the MEG II [4] sensitivity. See text for further discussion.

nondegenerate $m_H = 300$ GeV, $m_A = 500$ GeV, we find $\rho_{\tau\mu}\rho_{\tau e}/\lambda_e\lambda_\tau \lesssim 17$ by MEG can be improved to 6.6 with MEG II, with the results similar for flipping $H \leftrightarrow A$.

It is the two loop mechanism [20] that is of interest for g2HDM, where the $\rho_{\mu e}$ coupling induces $\mu \rightarrow e\gamma$ decay by inserting the $\phi \rightarrow \gamma V^*$ vertex [$\phi = h, H, A$; see Fig. 1(center) and 1(right)] related to the $h \rightarrow \gamma\gamma$ process, with $V = Z$ subdominant. Following Ref. [17] for $\tau \rightarrow \mu\gamma$, we define two BSM benchmarks for illustrating two loop effects. Taking the extra top Yukawa coupling $\rho_{tt} \simeq 1$ while setting $c_\gamma = 0$, one maximizes the H, A effect but decouples the h boson. This “BSM benchmark” is illustrated in Fig. 2, where $\rho_{\mu e} = \rho_{e\mu} \simeq 0.3\lambda_e$ is taken to satisfy the current MEG bound of Eq. (1) at m_H or $m_A = 200$ GeV. The MEG II experiment will continue to probe $\rho_{\mu e}$ down to lower values.

A second benchmark illustrates the effect of the SM-like h boson, where we take $\rho_{tt} = 0$ to decouple the exotic H, A scalars, but take $c_\gamma = 0.2$ as a large value that may still be allowed. This “ h benchmark” is also plotted in Fig. 2, giving $\mathcal{B}(\mu \rightarrow e\gamma) \simeq 10^{-14}$ for $\rho_{\mu e} = \rho_{e\mu} \simeq 0.3\lambda_e$, which appears out of reach for MEG II. Depending on whether c_γ is smaller or larger than 0.2, the rate would drop further or become larger, although a c_γ value larger than 0.2 may not be plausible. But the rate scales only with the product of $c_\gamma^2\rho_{\mu e}^2$, and if ρ_{tt} truly vanishes, a $\rho_{\mu e}$ value larger than $0.3\lambda_e$ is allowed.

We note that, unlike the $\tau \rightarrow \mu\gamma$ case where $h \rightarrow \tau\mu$ [18] provides a constraint [17] on $c_\gamma\rho_{\tau\mu}$, no realistic constraint on $c_\gamma\rho_{\mu e}$ can be extracted from $h \rightarrow \mu e$ search [18] for our purpose, as $\mu \rightarrow e\gamma$ already constrains $\rho_{\mu e}$ to be so small. On the other hand, the value of ρ_{tt} is not known at present, except that any *finite* value may suffice [21] for EWBG. For instance, in trying to account for the strong bound on electron EDM by ACME [23], the smaller $|\rho_{tt}| \simeq 0.1$ was chosen in Ref. [22] to ease the tension. While ρ_{tt} at $\mathcal{O}(1)$ is not strictly ruled out, we stress that $\mu \rightarrow e\gamma$ probes the $\rho_{\mu e}\rho_{tt}$ product; hence, we do not really know whether we are probing $\rho_{\mu e}$ for the BSM benchmark below the strength of λ_e yet. Thus, for example, if $\rho_{tt} = 0$ and EWBG is through the ρ_{tc} mechanism [21], then the MEG bound of Eq. (1) only requires $\rho_{\mu e} = \rho_{e\mu} \lesssim 1.9\lambda_e$ for our h benchmark, and MEG II could probe down to $0.7\lambda_e$. Both values are still in accord with Eq. (6), but we note that if c_γ is lower than the value of 0.2 used, which seems likely, then the

allowed $\rho_{\mu e}$ range would rise.

As a passing remark, we expect $\tau \rightarrow e\gamma$ to be much suppressed compared with $\tau \rightarrow \mu\gamma$ in g2HDM, as $\rho_{\tau e}$ is expected to be much smaller than $\rho_{\tau\mu}$.

III. OTHER μ FV PROCESSES

A. $\mu \rightarrow 3e$ and $\tau \rightarrow \mu\gamma, 3\mu$

As Mu3e would start soon to finally probe below the old SINDRUM bound of 10^{-12} , Eq. (2), we estimate the $\mu \rightarrow 3e$ rate. We find, consistent with Ref. [35], the simple tree level formula for $\mu \rightarrow 3e$,

$$\mathcal{B}(\mu \rightarrow 3e) = \frac{1}{32} \left[2 \left| \sum \frac{y_{\phi\mu e}^* y_{\phi ee}}{\hat{m}_\phi^2} \right|^2 + 2 \left| \sum \frac{y_{\phi e\mu}^* y_{\phi ee}}{\hat{m}_\phi^2} \right|^2 + \left| \sum \frac{y_{\phi\mu e} y_{\phi ee}}{\hat{m}_\phi^2} \right|^2 + \left| \sum \frac{y_{\phi e\mu} y_{\phi ee}}{\hat{m}_\phi^2} \right|^2 \right], \quad (7)$$

where we ignore extra Yukawa coupling corrections to the muon decay rate Γ_μ [28], $y_{\phi ij}$ are Yukawa couplings for $\phi = h, H, A$ that can be read off from Eq. (3) of Ref. [17], and \hat{m}_ϕ are scalar masses normalized to v .

In view that 200 GeV may be too aggressive for the lowest possible exotic scalar mass, we take for illustration the relatively conservative $m_H = m_A = 300$ GeV. We define our benchmark further as follows: we take, somewhat arbitrarily, $c_\gamma = 0.05$ for the effect from h ; we take $\rho_{\mu e} (= \rho_{e\mu})$, ρ_{ee} and $\rho_{\tau e} (= \rho_{e\tau}) = \lambda_e$ [Eq. (6)], and take $\rho_{\tau\tau}$ and $\rho_{\tau\mu} (= \rho_{\mu\tau}) = \lambda_\tau$ [Eq. (4)]. We then find that $\rho_{tt} \simeq 0.4$ saturates the MEG bound on $\mu \rightarrow e\gamma$, and $\mathcal{B}(\mu \rightarrow 3e)|^{\text{contact}} \sim 5 \times 10^{-24}$ at tree level, which is far out of experimental reach. But the $\mu e\gamma$ dipole coupling can generate $\mu \rightarrow 3e$ [36],

$$\mathcal{B}(\mu \rightarrow 3e) \simeq \frac{\alpha}{3\pi} \left[\log \left(\frac{m_\mu^2}{m_e^2} \right) - \frac{11}{4} \right] \mathcal{B}(\mu \rightarrow e\gamma), \quad (8)$$

and we find $\mathcal{B}(\mu \rightarrow 3e)|^{\text{dipole}} \simeq 2.6 \times 10^{-15}$ for our benchmark. Though out of reach of Mu3e in early phase, it should be detectable with muon intensity upgrades, where the experiment should be able to confirm the $\mu \rightarrow e\gamma^* \rightarrow 3e$ nature.

For τ , our benchmark gives $\mathcal{B}(\tau \rightarrow \mu\gamma) \simeq 3.1 \times 10^{-9}$, which is an order of magnitude below current B factory bound, but reachable by Belle II. Using analogous formulas as above, we find $\mathcal{B}(\tau \rightarrow 3\mu)|^{\text{contact}} \simeq 4.9 \times 10^{-13}$, and the larger $\mathcal{B}(\tau \rightarrow 3\mu)|^{\text{dipole}} \simeq 7.0 \times 10^{-12}$, which is still out of Belle II reach. However, if Belle II discovers $\tau \rightarrow \mu\gamma$ in early data, i.e., above 10^{-8} , which is certainly possible [17] in g2HDM, it would imply $\tau \rightarrow 3\mu$ at 10^{-10} or above, which can be probed by the fixed-target experiment, TauFV [37], that is being planned. Also arising from the $\tau\mu\gamma$ dipole, $\tau^- \rightarrow \mu^- e^+ e^-$ would be slightly higher. But, suppressed by $\rho_{e\mu}$, the $\tau^- \rightarrow \mu^- e^+ \mu^-$ process is expected to be far below the $\tau \rightarrow 3\mu$ contact process in g2HDM, while $\tau \rightarrow e^- \mu^+ \mu^-$ would be suppressed by the $\tau \rightarrow e\gamma$ dipole transition.

B. $\mu N \rightarrow eN$ conversion

With two competing experiments, COMET and Mu2e, prospects for pushing $\mu \rightarrow e$ conversion during the next decade or more is exceptionally bright, as the current limit [3] of $R_{\mu e} < 7 \times 10^{-13}$, Eq. (3), is expected to improve by ~ 3 –4 orders of magnitude [9, 10].

The relevant effective Lagrangian is given by [38, 39]

$$\mathcal{L}_{\text{eff}} = m_\mu (C_T^R \bar{e} \sigma_{\alpha\beta} L \mu + C_T^L \bar{e} \sigma_{\alpha\beta} R \mu) F^{\alpha\beta} + (C_{qq}^{SR} \bar{e} L \mu + C_{qq}^{SL} \bar{e} R \mu) m_\mu m_q \bar{q} q, \quad (9)$$

where $C_T^{L,R}$ correspond to the $\mu e\gamma$ dipole, while $C_{qq}^{SL(R)}$ are coefficients to contact terms generated by scalar exchange. There are no current-current interactions at tree level in g2HDM. One computes the conversion rate $\Gamma_{\mu \rightarrow e}$ and normalizes to the muon capture rate to get $R_{\mu e}$. The conversion rate is given by

$$\Gamma_{\mu \rightarrow e} = m_\mu^5 \left| \frac{1}{2} C_T^{L(R)} D + 2 \left[m_\mu m_p \tilde{C}_p^{SL(R)} S^p + p \rightarrow n \right] \right|^2, \quad (10)$$

where the L and R effects add in quadrature, and $S^{p,n}$ accounts for lepton-nucleus overlap. For gold, we use [40] $D = 0.189$, $S^p = 0.0614$, and $S^n = 0.0918$. In Eq. (10),

$$\tilde{C}_p^{SL(R)} = \sum C_{qq}^{SL(R)} f_q^p, \quad (11)$$

relates to nucleon matrix elements, $f_q^{p,n}$, that account for the quark content of the proton, where we use $f_u^p = f_d^n = 0.024$, $f_d^p = f_u^n = 0.033$ [41], $f_s^p = f_s^n = 0.043$ [42]. For heavy quarks, we follow Ref. [41] and use $f_Q^{p,n} = (2/27)(1 - f_u^{p,n} - f_d^{p,n} - f_s^{p,n})$ [43] for $Q = c, b, t$.

In g2HDM, the tree level contribution can be written in terms of Wilson coefficients [39] for the contact terms induced by the scalar $\phi = h, H, A$ boson exchange,

$$C_{qq}^{SL} = (2/v^4) \sum \hat{y}_{\phi e\mu} \text{Re} \hat{y}_{\phi qq} / \hat{m}_\phi^2, \quad (12)$$

where $\hat{y}_{\phi e\mu}$ ($\hat{y}_{\phi qq}$) is normalized to λ_μ (λ_q), and one flips $y_{\phi e\mu} \rightarrow y_{\phi\mu e}^*$ to get C_{qq}^{SR} . The dipole $C_T^{L,R}$ contributions are related to $\mu \rightarrow e\gamma$, i.e., $C_T^{R,L} = \sqrt{\alpha_e \pi} A_{L,R}$, where $A_{L,R}$ contribute to $\mathcal{B}(\mu \rightarrow e\gamma)$ [see Ref. [17] for $\mathcal{B}(\tau \rightarrow \mu\gamma)$ formulas]. The $\mu e\gamma$ dipole again dominates $\mu N \rightarrow eN$ conversion, with contact terms subdominant. For our benchmark, we obtain the conversion ratio $R_{\mu e}|^{\text{contact}} \simeq 2.4 \times 10^{-16}$ for gold as an example, while $R_{\mu e}|^{\text{dipole}} \simeq 1.6 \times 10^{-15}$. Here, we have used $\rho_{qq} = \lambda_q$ for all quarks, except $\rho_{tt} \simeq 0.4$ as inferred from MEG bound with our benchmark. We note that contact terms are relatively important in $\mu \rightarrow e$ conversion compared to $\mu \rightarrow 3e$ process. These values can be probed at COMET and Mu2e. In fact, these experiments are posed to overtake MEG II in probing $\mu \rightarrow e\gamma$ in g2HDM. Furthermore, if observed, together with the knowledge of nuclear matrix elements, one can use several different nuclei to probe and extract the effect of the contact term(s) in Eq. (9).

We see that the extra $\rho_{\mu e}$ and ρ_{ee} couplings of g2HDM hide very well so far from muon probes. It is with the help of extra ρ_{tt} coupling via the two loop mechanism [20] for $\mu \rightarrow e\gamma$ decay that MEG constrains $\rho_{\mu e} \lesssim \lambda_e$ [see Eq. (6)]. MEG II would continue this program, but the $\mu N \rightarrow eN$ experiments, COMET and Mu2e, would become competitive when 10^{-15} sensitivity is reached. Mu3e can confirm the dipole nature once $\mu \rightarrow 3e$ is also observed with high muon intensity upgrades. Likewise, $\tau \rightarrow \mu\gamma$ would probe $\rho_{\tau\mu}$ modulo ρ_{tt} , but the $\tau \rightarrow 3\mu$ process seems out of reach for Belle II (hence LHCb) if g2HDM holds, even if Belle II quickly observes $\tau \rightarrow \mu\gamma$. Thus, while there remains hope for discovery, μ FV physics look “sanitized” within g2HDM that possesses these extra $\rho_{\ell\ell'}$ (and ρ_{tt}) Yukawa couplings, which bears witness to the long history of muon research.

IV. CONTRAST: MUON, OR BOLD

In this section, we contrast the “sanitized” muon front of the previous sections with what we dub the “bold” BSM front inspired by B anomalies. We refer to Ref. [24] for a discussion of all the current B anomalies, including cautionary notes on the experimental results. Extending from μ FV, we discuss BSM effects in (semi)leptonic B decays, be it BSM enhancement of $B_q \rightarrow \tau\tau$, or the purely BSM decays $B_q \rightarrow \tau\mu$, $B \rightarrow K\tau\mu$. We also touch upon the $B_q \rightarrow \mu\mu$ and $B \rightarrow \mu\nu, \tau\nu$ decays, which already appear to be SM-like in rate.

A. BSM-enhanced: $B_q \rightarrow \tau\tau$ modes

The “BaBar anomaly” in $B \rightarrow D^{(*)}\tau\nu$ [18, 24] suggests a large tree level BSM effect interfering with the SM $b \rightarrow c\tau\nu$ amplitude. Based on general arguments, it was pointed out [44] that such a large effect should be accompanied by similar effects in $b \rightarrow s\tau\tau$. Note that, because of the difficult $\tau^+\tau^-$ signature, the experimental bounds [18] are rather poor. Projecting from the BaBar anomaly, Ref. [44] suggested that $\mathcal{B}(B_s \rightarrow \tau\tau) \sim 5 \times 10^{-4}$ (or larger) is possible, to be compared with $\simeq 7.7 \times 10^{-7}$ in SM [45]. Similarly, $\mathcal{B}(B \rightarrow K^{(*)}\tau\tau) \sim 10^{-4}$ is projected. The theory suggestion was in part stimulated by the LHCb search [46], based on 3 fb $^{-1}$ run 1 data, setting the 90% C.L. bound of

$$\mathcal{B}(B_s \rightarrow \tau\tau) < 5.2 \times 10^{-3}, \quad (\text{LHCb, 2017}), \quad (13)$$

which is an order of magnitude higher than the theory suggestion. Likewise, the only limit on three-body search, $\mathcal{B}(B^+ \rightarrow K^+\tau^+\tau^-) < 2.3 \times 10^{-3}$ from BaBar [47], is also poor. One suffers from lack of mass reconstruction capability, and only at the HL-LHC after LHCb upgrade II [16] can the sensitivity reach $\sim 5 \times 10^{-4}$, touching the upper reaches of projected enhancement [44]. Belle II plans to take some $\Upsilon(5S)$ data early on, and projects the

reach of $\sim 8.1 \times 10^{-4}$ [15]. As the environment is clean, Belle II would likely take more $\Upsilon(5S)$ data if the BaBar anomaly is confirmed. For $B \rightarrow K^{(*)}\tau\tau$, the Belle II sensitivity of $\sim 2 \times 10^{-5}$ [15] should be able to probe the range of interest at $\mathcal{O}(10^{-4})$.

We list the current limits and future prospects for the $B_q \rightarrow \tau\tau$ and $B \rightarrow K^{(*)}\tau\tau$ modes in Table II.

B. Purely BSM: $B_q \rightarrow \tau\mu$ and $B \rightarrow K\tau\mu$ modes

The B anomalies suggest lepton universality violation (LUV), such as $B \rightarrow D^{(*)}\tau\nu$ vs $B \rightarrow D^{(*)}\mu\nu$, or $B \rightarrow K^{(*)}\mu\mu$ vs $B \rightarrow K^{(*)}ee$. It was suggested [48] on general grounds the possibility of accompanying lepton flavor violation (LFV), giving rise to interesting decays such as $B_q \rightarrow \ell\ell'$ and $B \rightarrow K\ell\ell'$ for $\ell \neq \ell'$. As the B anomalies persisted, serious model building went underway, and we take the so-called PS 3 model [25] as the standard bearer for ambitious UV-complete models (which we term “bold”). To handle severe low energy constraints and focus on the third generation, the Pati-Salam (PS) model [49] comes in *three copies*. The presence of leptoquarks (LQ) in the Pati-Salam model induce the decays such as $B_q \rightarrow \tau\mu$ and $B \rightarrow K\tau\mu$, where detailed phenomenology was given in Ref. [26].

These are striking signatures! Before long, with 3 fb $^{-1}$ run 1 data, LHCb sets [50] the 90% C.L. limit of

$$\mathcal{B}(B_s \rightarrow \tau\mu) < 3.4 \times 10^{-5}, \quad (\text{LHCb, 2019}), \quad (14)$$

which contrasts with the poor performance of Eq. (13) for $B_s \rightarrow \tau\tau$. This limit practically ruled out the entire $\mathcal{B}(B_s \rightarrow \tau\mu)$ range projected by Ref. [26], forcing model builders to introduce [27] right-handed LQ interaction as tune parameters. In so doing, $B_s \rightarrow \tau\tau$ and $B \rightarrow K\tau\tau$ decays get enhanced [27], which is in accordance with Ref. [44]. It would be interesting to see the full 9 fb $^{-1}$ run 1 + 2 result for $B_s \rightarrow \tau\mu, \tau\tau$ modes. Perhaps because the analysis of Ref. [50] was still underway when the LHCb upgrade II document [16] was being prepared, we cannot find the sensitivity projections of $B_s \rightarrow \tau\mu$ for full LHCb Upgrade II data (and neither for Belle II); hence, we state this explicitly in Table II.

BaBar has searched [51] for the companion $B \rightarrow K\tau\mu$ mode. Using a full hadronic tag to reconstruct the other charged B , hence with full kinematic control, by measuring K^+ and μ^- , one projects into the m_τ window without reconstructing the τ . The result at 90% C.L. is [51]

$$\mathcal{B}(B^+ \rightarrow K^+\tau^+\mu^-) < 2.8 \times 10^{-5}, \quad (\text{BaBar, 2012}) \quad (15)$$

$$< 3.9 \times 10^{-5}, \quad (\text{LHCb, 2020}) \quad (16)$$

for the better measured charge combination, and Eq. (16) is the recent LHCb measurement [52] with *full* 9 fb $^{-1}$ run 1 + 2 data. We first note that Belle has not performed this measurement so far, despite having more data than BaBar. The second point to stress is that, although the LHCb result may not appear competitive at first sight,

Decay mode	Current bound	Future sensitivity
$B_s \rightarrow \tau\tau$	5.2×10^{-3} (LHCb [46])	$\sim 8 \times 10^{-4}$ (Belle II, 5 ab $^{-1}$ [15]) $\sim 5 \times 10^{-4}$ (LHCb phase II [16])
$B_d \rightarrow \tau\tau$	1.6×10^{-3} (LHCb [46])	$\sim 1 \times 10^{-4}$ (Belle II [15])
$B \rightarrow K\tau\tau$	2.3×10^{-3} (BaBar [47])	$\sim 2 \times 10^{-5}$ (Belle II [15])
$B_s \rightarrow \tau\mu$	3.4×10^{-5} (LHCb [50])	[Not yet publicized]
$B_d \rightarrow \tau\mu$	1.2×10^{-5} (LHCb [50])	1.3×10^{-6} (Belle II [15]) 3×10^{-6} (LHCb phase II [16])
$B \rightarrow K\tau\mu$	2.8×10^{-5} (BaBar [51]) 3.9×10^{-5} (LHCb [52])	$\sim 3 \times 10^{-6}$ (Belle II [15]) [LHCb competitive]
$B_s \rightarrow \mu e$	5.4×10^{-9} (LHCb [54])	3×10^{-10} (LHCb phase II [16])
$B_d \rightarrow \mu e$	1.0×10^{-9} (LHCb [54])	9×10^{-11} (LHCb phase II [16])
$B \rightarrow K\mu e$	6.4×10^{-9} (LHCb [55])	$\sim 6 \times 10^{-10}$ (LHCb phase II [16])
$B_s \rightarrow \mu\mu$	$(3.0 \pm 0.4) \times 10^{-9}$ (PDG [18])	$\sim 4.4\%$ (LHCb (300 fb $^{-1}$) [58])
$B_d \rightarrow \mu\mu$	$(1.1^{+1.4}_{-1.3}) \times 10^{-10}$ (PDG [18])	$\sim 9.4\%$ (LHCb (300 fb $^{-1}$) [58])
$B \rightarrow \tau\nu$	$(1.1 \pm 0.2) \times 10^{-4}$ (PDG [18])	$\sim 5\%$ (Belle II [15])
$B \rightarrow \mu\nu$	$(5.3 \pm 2.2) \times 10^{-7}$ (Belle [62])	$\sim 7\%$ (stat) (Belle II [15])

TABLE II. Summary of current experimental data on B decays considered in our analysis. All upper bounds are at 90% C.L., and phase II for LHCb stands for HL-LHC running after upgrade II.

they exploit $B_{s2}^{*0} \rightarrow B^+ K^-$ decay and use the K^- to tag [53] the B^+ for full kinematic control, putting LHCb in the game for the $B^+ \rightarrow K^+ \tau^+ \mu^-$ pursuit, and making things more interesting for the Belle II era.

LHCb also places the best bounds [54] for $\mathcal{B}(B_s \rightarrow \mu e) < 5.4 \times 10^{-9}$ and $\mathcal{B}(B_d \rightarrow \mu e) < 1.0 \times 10^{-9}$, as well as $\mathcal{B}(B^+ \rightarrow K^+ \mu^+ e^-) < 6.4 \times 10^{-9}$ [55]. The current limits and future prospects for the $B_q \rightarrow \tau\mu$ and $B \rightarrow K^{(*)}\tau\mu$ modes are listed in Table II. The μe counterparts are also listed, but aside from the comment given in Ref. [48], it is not easy from the model building point of view to make projections that are experimentally accessible.

C. SM-like: $B_q \rightarrow \mu\mu$ and $B \rightarrow \tau\nu, \mu\nu$ modes

It is useful to recall that $B_s \rightarrow \mu\mu$ was a front runner [18] in the 2000's as possibly greatly enhanced, but a few years into LHC running, the $B_{s,d} \rightarrow \mu\mu$ decays became consistent with SM: the PDG values [18] are $\mathcal{B}(B_s \rightarrow \mu\mu) = (3.0 \pm 0.4) \times 10^{-9}$ and $\mathcal{B}(B^0 \rightarrow \mu\mu) = (1.1^{+1.4}_{-1.3}) \times 10^{-10}$, compared with the SM expectation [56] of $\mathcal{B}(B_s \rightarrow \mu\mu) = (3.66 \pm 0.14) \times 10^{-9}$ and $\mathcal{B}(B^0 \rightarrow \mu\mu) = (1.03 \pm 0.05) \times 10^{-10}$. We note that ATLAS, CMS, and LHCb have recently combined [57] their 2011–2016 data to give $\mathcal{B}(B_s \rightarrow \mu\mu) = (2.69^{+0.37}_{-0.35}) \times 10^{-9}$ and $\mathcal{B}(B^0 \rightarrow \mu\mu) < 1.6 \times 10^{-10}$ at 90% C.L. A discrepancy for $B_s \rightarrow \mu\mu$ at $\sim 2\sigma$ is suggested, which was already indicative with PDG average, while the low value for $B_d \rightarrow \mu\mu$ is in part due to the negative central value from ATLAS. We will use the PDG result (see Table II), which should be good enough for our illustrative purpose. In any case, the B_d mode is not yet observed, but should emerge with sufficient data. The estimated errors for LHCb at 300 fb $^{-1}$ [58] are given in Table II. Natu-

rally, models such as PS 3 do not give large enhancement for $B_q \rightarrow \mu\mu$, but $B_s \rightarrow \mu\mu$ serves as a reminder of how things might evolve for the B anomalies, in as much as these “anomalies” are data-driven.

The $B \rightarrow \tau\bar{\nu}$ rate receives a neat correction [59] in type two 2HDM (2HDM-II), while Belle measurements [18] have settled around SM expectation, and in fact, provides a constraint [27] on PS 3 . Since the correction factor of Ref. [59] does not depend on the flavor of the charged lepton, one has the ratio $R_B^{\mu/\tau} = \mathcal{B}(B \rightarrow \mu\bar{\nu})/\mathcal{B}(B \rightarrow \tau\bar{\nu}) \cong 0.0045$ for both SM and 2HDM-II [60]. But some subtleties such as V_{tb}/V_{ub} enhancement and the non-detection of neutrino flavor $\bar{\nu}_i$ (it could be $\bar{\nu}_\tau$ that escapes), as discussed in Ref. [28], allow $R_B^{\mu/\tau}$ to deviate from the expected value precisely in g2HDM, and one probes the $\rho_{\tau\mu\rho_{tu}}$ product. Note that our actual knowledge [61] of ρ_{tu} is rather poor compared with what is suggested in Eq. (4). The recent Belle update [62] gives

$$\mathcal{B}(B \rightarrow \mu\bar{\nu}) = (5.3 \pm 2.2) \times 10^{-7}, \quad (\text{Belle, 2020}) \quad (17)$$

where we add the statistical and systematic errors in quadrature, treating as Gaussian. Equation (17) is consistent with SM, but gives a two-sided bound, i.e., $\mathcal{B}(B \rightarrow \mu\bar{\nu})$ could be above or below the nominal SM value [28] of 3.9×10^{-7} , and the $R_B^{\mu/\tau}$ ratio provides a good probe of g2HDM for Belle II in the next few years.

We reiterate that, though $B_q \rightarrow \mu\mu$ are loop processes while $B \rightarrow \tau\nu, \mu\nu$ are at tree level, and the measured values still have to settle, none are in disagreement with SM expectation, which put constraints on BSM models inspired by B anomalies, as well as g2HDM. The current status and future prospects are listed in Table II.

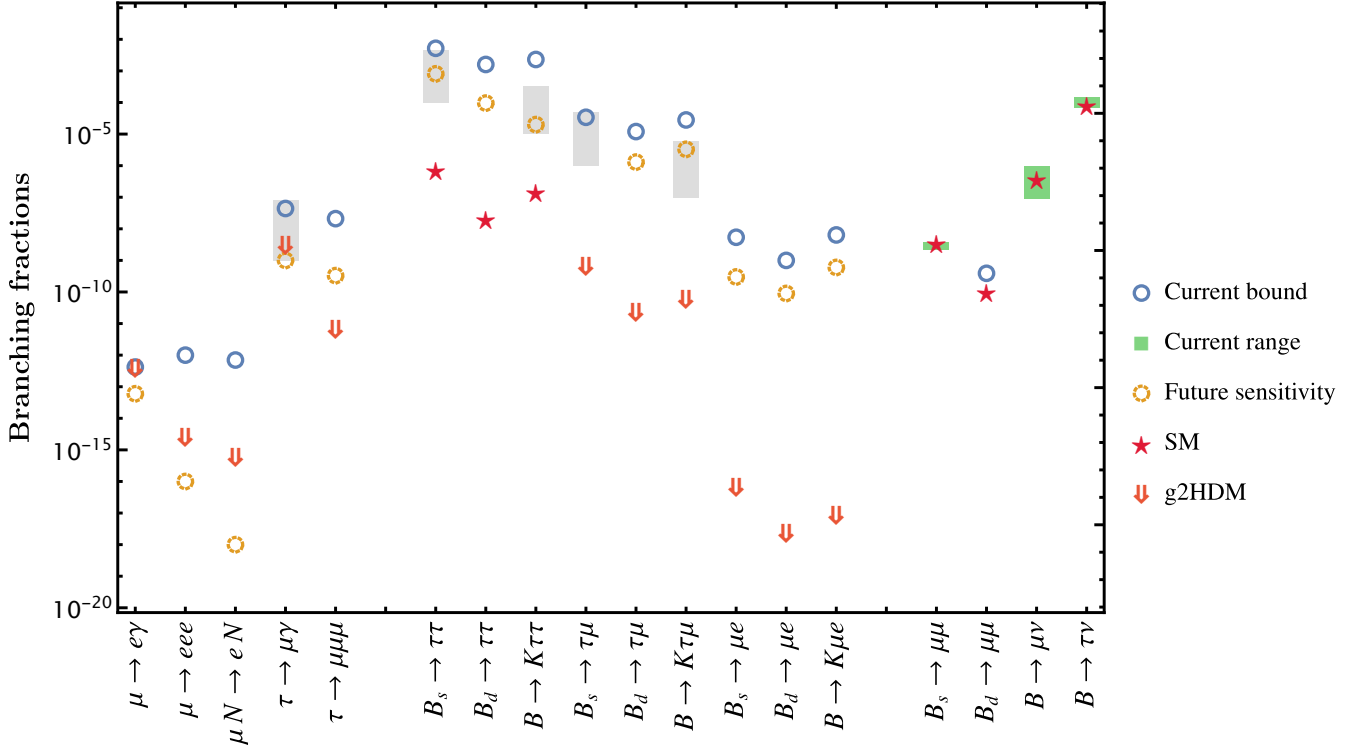


FIG. 3. Transcription of Table II, with blue solid circles for current bounds, orange dotted circles for future sensitivities, green shaded bands for the measured ranges of $B_s \rightarrow \mu\mu$ and $B \rightarrow \tau\nu, \mu\nu$, and red \star marking SM predictions. The grey shaded bands illustrate the five leading predictions of the PS^3 model, while red \Downarrow illustrate g2HDM benchmark projections, where we use $c_\gamma = 0.05$, $m_{H,A} = 300$ GeV, $\rho_{\mu e} = \lambda_e$, $\rho_{\tau\mu} = \lambda_\tau$, and $\rho_{ii} = \lambda_i$, except $\rho_{tt} = 0.4$. See the text for further details.

D. Contrasting g2HDM with “boldness”

Having presented the status of various (semi)leptonic rare B decays, where some striking projections arise from models motivated by B anomalies, we turn to contrasting with g2HDM, the projections of which conform better with the more “sanitized” tradition of muon physics.

1. From μFV to PS^3

The purely leptonic μFV processes discussed previously, such as $\mu \rightarrow e\gamma$ in Sec. II, and $\mu \rightarrow 3e$, $\tau \rightarrow \mu\gamma$, $\tau \rightarrow 3\mu$, and $\mu N \rightarrow eN$ in Sec. III, are illustrated in Fig. 3. That is, the current bounds and future sensitivities listed in Table I are plotted as blue solid and orange dotted circles, respectively. None are so far observed, so the current MEG bound on $\mu \rightarrow e\gamma$ is also marked by a downward red \Downarrow for the g2HDM projection, where, for sake of illustration, we have set up a benchmark consistent with Eqs. (4) and (6) and with small h - H mixing. As the scalar-induced contact effect is rather small, the dipole $\mu \rightarrow 3e$ transition is also marked by a downward red \Downarrow . However, though subdominant, the scalar-induced contact effect for $\mu N \rightarrow eN$ is not negli-

ble, and the downward red \Downarrow shows the combined dipole plus contact effect, which is destructive. The sign of interference, however, could be easily flipped, so the actual possibilities are considerably broader. The $\tau \rightarrow \mu\gamma$ rate with this benchmark is also illustrated, which falls toward the lower range of Belle II reach, while we predict that $\tau \rightarrow 3\mu$ is out of reach in g2HDM.

Likewise, the current bounds and future sensitivities for (semi)leptonic rare B decays discussed in Secs. III.A and III.B are also plotted in Fig. 3. Of interest here is some *two-sided projections*, as they stand at present, for the striking signatures arising from PS^3 [27],

$$10^{-4} \lesssim \mathcal{B}(B_s \rightarrow \tau\tau) \lesssim 4.5 \times 10^{-3}, \quad (18)$$

$$10^{-6} \lesssim \mathcal{B}(B_s \rightarrow \tau\mu) \lesssim 6 \times 10^{-5}, \quad (19)$$

$$10^{-9} \lesssim \mathcal{B}(\tau \rightarrow \mu\gamma) \lesssim 8 \times 10^{-8}, \quad (20)$$

while $\mathcal{B}(B \rightarrow K\tau\mu)$ scales down from $\mathcal{B}(B_s \rightarrow \tau\mu)$ by a factor of ~ 9 , and for $\mathcal{B}(B \rightarrow K\tau\tau)$ vs $\mathcal{B}(B_s \rightarrow \tau\tau)$ the factor is ~ 13 . We do not show the $\mathcal{B}(\tau \rightarrow \mu\phi)$ mode [27] as it seems out of Belle II reach. These ranges are shown in Fig. 3 as grey shaded bands, where existing bounds for $B_s \rightarrow \tau\mu$ and $\tau \rightarrow \mu\gamma$ cut into the upper ranges of PS^3 projections, and are the points of our comparison with g2HDM expectations. As noted, the future sensitivity for $B_s \rightarrow \tau\mu$ is not quite known at present.

We note further that, with $\tau \rightarrow \mu\gamma$ generated by LQ in the loop, there is an anticorrelation with $\mathcal{B}(B_s \rightarrow \tau\mu)$ within the PS^3 scenario [27]: if the limit on $B_s \rightarrow \tau\mu$ is pushed further down with 9 fb^{-1} full run 1 + 2 data, then $\mathcal{B}(\tau \rightarrow \mu\gamma)$ will move up and become closer to the current limit, and would be a boon to Belle II in the model scenario. Likewise, pushing down on $\tau \rightarrow \mu\gamma$ would imply an increased lower bound for $B_s \rightarrow \tau\mu$, $\tau\tau$ in PS^3 . These bounds and (anti)correlations allow the PS^3 model to “provide a smoking-gun signature for this framework ... or could lead us to rule it out [27].”

The $B_q \rightarrow \mu\mu$ and $B \rightarrow \mu\nu, \tau\nu$ processes discussed in Sec. III.C are plotted differently in Fig. 3, as they are now mostly found to be consistent with SM expectations (marked as red \star). The measured $B_s \rightarrow \mu\mu$ rate, shown as the narrow green shaded band, covers the SM expectation but appears slightly on the low side. Likewise, $B \rightarrow \tau\nu$ is also measured to be consistent with SM, which Belle II would continue to probe. For $B_d \rightarrow \mu\mu$, we plot the more conservative upper limit from PDG, while the latest Belle update on $B \rightarrow \mu\nu$ gives a two-sided bound, which is illustrated by the broad green shaded band that covers the SM expectation. The PS^3 model shies away from processes that involve only muons, but $B \rightarrow \tau\nu$ does provide [27] some constraint.

2. The $bq\ell\ell'$ processes in $g2\text{HDM}$

The rare B decay processes of interest (we only quote results for $B \rightarrow \ell\nu$) are in the form of $bq\ell\ell'$ four-fermi interactions. Thus, the extra Yukawa couplings that enter on the quark side are ρ_{bs}, ρ_{bd} at tree level, and $\rho_{\ell\ell'}$ for $\ell^{(\prime)} = \tau, \mu, e$ on the charged lepton side. For the latter, we continue to use our benchmark values $\rho_{\tau\tau}, \rho_{\tau\mu} = \lambda_\tau \simeq 0.010$ [Eq. (4)], and $\rho_{\mu e}, \rho_{ee} = \lambda_e \simeq 0.0000029$ [Eq. (6)]. The issue is that, for $\ell = \ell'$, SM loop effects seem affirmed by experiment, while for $\ell \neq \ell'$, there is no SM loop effect, and one would need the leptonic FCNH couplings in $g2\text{HDM}$ to act. In the following, we will use tree level approach to $B_q \rightarrow \mu\mu$ to infer $B_q \rightarrow \ell\ell'$ for $\ell \neq \ell'$ case, while using loop corrections for $B_q \rightarrow \mu\mu$ to discuss $B_q \rightarrow \tau\tau$. In each case, the corresponding B_q mixing constraints are taken into account.

It is well known that the measured [18] B_q mixings can be accounted for quite well by SM loop effects. For example, the operator $O_1 = (\bar{s}_\alpha \gamma^\mu L b_\alpha)(\bar{s}_\beta \gamma_\mu L b_\beta)$ for B_s mixing has coefficient $(G_F m_W V_{ts}^* V_{tb}/2\pi)^2 S_0(x_t)$, with $x_t = m_t^2/m_W^2$ and $S_0(x_t) \simeq 2.35$ from SM box diagram, and one just replaces $s \rightarrow d$ for B_d mixing. In $g2\text{HDM}$, ρ_{bq} ($q = s, d$) enters B_q mixing at *tree* level, hence stringent constraints are implied.

The NP effects in B_q mixings can be parametrized by defining $C_{B_q} e^{2i\Phi_{B_q}} = \langle \bar{B}_q | \mathcal{H}_{\text{eff}}^{\text{Full}} | B_q \rangle / \langle \bar{B}_q | \mathcal{H}_{\text{eff}}^{\text{SM}} | B_q \rangle$. Using the 2018 NP fit performed by UTfit [63], one finds

$$\begin{aligned} C_{B_s} &= 1.110 \pm 0.090, & \Phi_{B_s} &= (0.42 \pm 0.89)^\circ, \\ C_{B_d} &= 1.05 \pm 0.11, & \Phi_{B_d} &= (-2.0 \pm 1.8)^\circ. \end{aligned} \quad (21)$$

For sake of illustration and to reduce the number of parameters, we will treat extra Yukawas as real and assume that adding the $g2\text{HDM}$ effect, C_{B_q} and Φ_{B_q} stay within 2σ ranges of Eq. (21).

In $g2\text{HDM}$, the leading effect comes from the operator $O_4 = (\bar{s}_\alpha L b_\alpha)(\bar{s}_\beta R b_\beta)$ at tree level, which constrains the product $\rho_{sb}\rho_{bs}^*$, while the operators $O_2 = (\bar{s}_\alpha L b_\alpha)(\bar{s}_\beta L b_\beta)$ and $O'_2 = (\bar{s}_\alpha R b_\alpha)(\bar{s}_\beta R b_\beta)$ constrain individual couplings ρ_{bs}^*, ρ_{sb} but are less constraining. Furthermore, the coefficients of $O_2^{(\prime)}$ suffer cancellation between H and A contributions. Assuming O_4 dominance, one has the coefficient $C_4 = -y_{\phi bs}^* y_{\phi sb}/m_\phi^2$, where ϕ is summed over h, H, A , and we take $c_\gamma = 0.05$ and $m_H = m_A = 300 \text{ GeV}$ as before. Taking renormalization group evolution into account [64], using bag factors from Ref. [65] and decay constants from Ref. [66], we find $|\rho_{sb}\rho_{bs}^*| \lesssim (0.021\lambda_b)^2$. In similar vein, we obtain $|\rho_{db}\rho_{bd}^*| \lesssim (0.0046\lambda_b)^2$, where we take $\lambda_b \simeq 0.016$. Assuming reality, we adopt $\rho_{sb} \simeq \rho_{bs}^* \simeq 0.021\lambda_b \sim 0.00034$, and $\rho_{db} \simeq \rho_{bd}^* \simeq 0.0046\lambda_b \sim 0.000074$, respectively.

With ρ_{bs}, ρ_{bd} , and $\rho_{\ell\ell'}$ so small, one may expect $B_q \rightarrow \ell\ell$ modes would be SM-like in $g2\text{HDM}$, which is the case for $B_s \rightarrow \mu\mu$, and to some extent $B_d \rightarrow \mu\mu$ as well: the measured strengths are indeed SM-like. At tree level, we find that $B_s \rightarrow \mu\mu$ gives stringent constraints on $\rho_{bs(s b)}$, and can be on a par with those from B_s mixing constraints. For example, for our benchmark of $c_\gamma = 0.05$, $\rho_{\mu\mu} = \lambda_\mu \sim 0.00061$, and $m_H = m_A = 300 \text{ GeV}$, the 2σ range of $\mathcal{B}(B_s \rightarrow \mu\mu)$ gives the bound of $\rho_{sb} = \rho_{bs} \in [-0.019\lambda_b, 0.143\lambda_b] \vee [1.173\lambda_b, 1.334\lambda_b]$, which is relaxing than B_s mixing. On the other hand, due to poorer measurement of $B_d \rightarrow \mu\mu$ so far, bounds on $\rho_{db(b d)}$ from $B_d \rightarrow \mu\mu$ are weaker than B_d mixing. Thus, by the fact that $B_q \rightarrow \mu\mu$ rates are already SM-like in $g2\text{HDM}$, we expect $B_q \rightarrow \tau\tau$ to be not so different from SM expectations if tree contributions prevail.

With $\rho_{sb} = \rho_{bs}$ and $\rho_{db} = \rho_{bd}$ so suppressed, one has to take up-type extra Yukawa couplings into account, which contribute to B_q mixings and $B_q \rightarrow \ell\ell$ at one loop order. The leading contributions to B_q mixings come from the same box diagrams as SM, but with either one W^+ or both replaced by H^+ , which also generates O_1 . Considering the effect of ρ_{tt} only, we obtain $\Delta C_1^{WH} = y_t V_{ts}^* V_{tb}^2 |\rho_{tt}|^2 g(y, y_t)/32\pi^2 v^2$, where $y = M_W^2/m_H^2$ for the WH box correction, and $\Delta C_1^{HH} = -V_{ts}^* V_{tb}^2 |\rho_{tt}|^4 f(y_t)/128\pi^2 m_H^2$ for the HH box correction. Here, H stands as shorthand for H^+ , and the loop functions f and g are given in the Appendix.

Considering this one loop contribution by itself gives a constraint on the ρ_{tt} - m_{H^+} plane. For example, for a 300 GeV charged Higgs boson, we find $|\rho_{tt}| \lesssim 0.8$, and similar bound from B_d mixing as well. However, we caution that inclusion of additional up-type Yukawa couplings can induce cancellation effects, thereby weakening the constraint. Most notably, with ρ_{ct} as small as $\mathcal{O}(10^{-2})$, one can relax ρ_{tt} to ~ 1 . As stated, we avoid cancellations and discuss tree and loop contributions separately. The same treatment is applied to rare B decays,

and we continue to assume $\rho_{qb} = \rho_{bq}$ and take them as real.

$B_q \rightarrow \mu\mu$ can also receive significant contribution through one loop diagrams, where the leading effect is from Z penguins with H^+ and top in the loop. This is a lepton flavor universal contribution and modifies the coefficient of $O_{10} = (\bar{s}\gamma^\alpha Lb)(\bar{\ell}\gamma_\alpha\gamma_5\ell)$. We find [67] the ρ_{tt} correction $\Delta C_{10}^{H^+} = |\rho_{tt}|^2 h(yx_t)/16\pi\alpha_e$, where the loop function h is given in the Appendix. The other loop diagrams are suppressed in the small ρ_{ij}^d approximation and/or by extra lepton ρ^ℓ Yukawa couplings (such as in box diagrams). Similar to B_q mixing, $\Delta C_{10}^{H^+}$ puts a constraint on the $\rho_{tt}-m_H^+$ plane. For $m_H = m_A = 300$ GeV, we obtain $\rho_{tt} \lesssim 0.4$ for 2σ range of $\mathcal{B}(B_s \rightarrow \mu\mu)$, which is more stringent than B_s mixing. However, as already noted, the bound weakens if one includes other extra Yukawa couplings such as ρ_{ct} , which receives $|V_{cs}/V_{ts}|$ enhancement. In our numerical analysis, we therefore keep the tree level and one loop discussions separate, and only comment on cancellation effects later. Since LFV decays such as $B_s \rightarrow \ell\ell'$ for $\ell \neq \ell'$ arise at tree level in g2HDM, we give tree level upper reaches with ρ_{sb} and ρ_{bs} satisfying 2σ range of B_s mixing and $B_s \rightarrow \mu\mu$.

The effective Hamiltonian for flavor violating $B_s \rightarrow \tau\mu$ and $B \rightarrow K\tau\mu$ decays is of the form [68],

$$\mathcal{H} = -(C_S O_S + C_P O_P + C'_S O'_S + C'_P O'_P), \quad (22)$$

where

$$O_S = (\bar{s}Rb)(\bar{\ell}\ell'), \quad O_P = (\bar{s}Rb)(\bar{\ell}\gamma_5\ell'), \quad (23)$$

and $O'_{S,P}$ are obtained by exchanging $L \leftrightarrow R$. Although C_S and C_P vanish for $\ell = \ell'$ in SM, tree level exchange of scalar bosons in the g2HDM lead to

$$C_{S,P}^{\ell\ell'} = \sum y_{\phi sb}(y_{\phi\ell\ell'} \pm y_{\phi\ell'\ell})/2m_\phi^2, \quad (24)$$

with ϕ summed over h, H and A , and $C_{S,P}^{\ell\ell'}$ is obtained from $C_{S,P}^{\ell\ell'}$ by changing $y_{\phi sb} \rightarrow y_{\phi bs}^*$.

For $B_s \rightarrow \ell\ell'$ decay, we use [68]

$$\mathcal{B}(B_s \rightarrow \ell\ell') \simeq \frac{f_{B_s}^2 m_{B_s} \lambda^{1/2}(m_{B_s}, m_\ell, m_{\ell'})}{32\pi(m_b + m_s)^2 \Gamma_{B_s}^{\text{heavy}}} \times [(m_{B_s}^2 - m_+^2)|\Delta C_S|^2 + (m_{B_s}^2 - m_-^2)|\Delta C_P|^2], \quad (25)$$

where $\lambda(a, b, c) = [a^2 - (b-c)^2][a^2 - (b+c)^2]$, $\Gamma_{B_s}^{\text{heavy}}$ is the decay width of the heavy B_s state, $m_\pm = m_\ell \pm m_{\ell'}$, and $\Delta C_i = C_i - C'_i$. With our benchmark of $c_\gamma = 0.05$, $m_H = m_A = 300$ GeV, and leptonic couplings, and the allowed range of $\rho_{sb,bs}$ extracted from flavor conserving $B_q \rightarrow \mu\mu$ (and in conjunction with bounds from B_s mixing), the projections of various LFV B decays in g2HDM are given in Fig. 3 as red \Downarrow . Analogously, for $B \rightarrow K\ell\ell'$, we use [68]

$$d\mathcal{B}(B \rightarrow K\ell\ell')/dq^2 = \mathcal{N}_K^2 \sum_{i=S,P} \varphi_i |C_i + C'_i|^2, \quad (26)$$

where φ_S is a function of $B \rightarrow K$ form factors and \mathcal{N}_K a normalization factor. Both are q^2 dependent, and explicit expressions can be found in Ref. [68].

3. Comparing g2HDM with PS³

Let us now make the comparison of the spectacular PS³ projections with the modesty of g2HDM.

We have taken a simplified approach of treating $B_s \rightarrow \mu\mu$ and B_s mixing either at tree level, or at one loop level, but not both simultaneously. Either way, the fact that $B_s \rightarrow \mu\mu$ is already consistent with SM expectation implies $B_s \rightarrow \tau\tau$ in g2HDM should also be SM-like, which is more so if loop is dominant. This is in contrast with the sizable enhancement projected in PS³ (grey shaded band in Fig. 3), which can be probed by LHCb upgrade II, or dedicated runs by Belle II on $\Upsilon(5S)$. For g2HDM, some enhancement (or suppression) of $B_s \rightarrow \tau\tau$ is possible, given that tree effect is controlled by $\rho_{\tau\tau}$ which is at $\mathcal{O}(\lambda_\tau)$, while tree effect for $B_s \rightarrow \mu\mu$ is controlled by $\rho_{\mu\mu}$ which is at $\mathcal{O}(\lambda_\mu)$. But these order of magnitude estimates suggest that bridging the 2 orders of magnitude gap is unlikely, and g2HDM should be distinguishable from PS³. In any case, measurement of $B_s \rightarrow \tau\tau$ is a challenge, while prospects for $B_d \rightarrow \tau\tau$ at Belle II remains to be seen.

More promising for PS³-type of models would be $B_s \rightarrow \tau\mu$, which can saturate the current bound, and the discovery, perhaps even with run 1 + 2 data of LHCb, would be truly spectacular. Projections for g2HDM, however, appears quite out of reach, as it is 3 orders of magnitude below the lower reach of the PS³ projection. But our previous caution applies, that an order of magnitude enhancement is not impossible, though it would still be far out of reach. In addition, if one allows cancellation between tree and loop effects in both $B_s \rightarrow \mu\mu$ and B_s mixing, it is not impossible that $\rho_{bs(sb)}$ can be larger than our suggested values, resulting in possible further enhancement of $B_s \rightarrow \tau\mu$. The challenge is with experiment. As we noted in Table II, the projected sensitivities, be it for LHCb or Belle, are not known publicly.

At this point, we remind the reader of the “seesaw” between $B_s \rightarrow \tau\mu$ and $\tau \rightarrow \mu\gamma$ within PS³ [27]. Depending on analysis prowess and/or data accumulation speed, either measurement could be improved substantially in the next couple of years. If one limit is pushed down, then the prospect for the other would rise in PS³. In contrast, for g2HDM, while there is discovery potential for $\tau \rightarrow \mu\gamma$, one does not expect $B_s \rightarrow \tau\mu$ to be observed any time soon. The situation for the $B \rightarrow K\tau\mu$ mode is similar, where the projected sensitivity is again not yet clear, and we have given the number for Belle II in Table II, which barely starts to touch the PS³ range. The situation for $B_d \rightarrow \tau\mu$ in g2HDM would correlate with the outcome of $B_d \rightarrow \mu\mu$ measurement, while the PS³ model does not provide predictions. Neither models foresee $B_q \rightarrow \mu e$ and $B \rightarrow K\mu e$ modes to be observable. Our projections for g2HDM are given in Fig. 3.

As we have also listed in Fig 3, $B \rightarrow \mu\bar{\nu}$ provides a unique probe [28] of g2HDM, while $B \rightarrow \tau\bar{\nu}$ again appears SM-like already. These are charged B decays, in contrast to neutral B decays for $B_q \rightarrow \ell\ell'$. As a re-

minder for purely leptonic μ FV processes, the $\mu \rightarrow e\gamma$, $\mu N \rightarrow eN$ and $\tau \rightarrow \mu\gamma$ processes have discovery potential, all basically probing the $\mu e\gamma$ and $\tau\mu\gamma$ dipoles in g2HDM, though the $\mu N \rightarrow eN$ process can pick up contact effects. In contrast, $\mu \rightarrow 3e$ and $\tau \rightarrow 3\mu$ would be higher order effects of the respective dipole transitions. We mention in passing that muon $g-2$ would not be affected in g2HDM, while muon EDM, d_μ , would likely scale by $m_\mu/m_e \sim 200$, and $|d_\mu| \lesssim 2 \times 10^{-27} e \text{ cm}$ seems, unlike electron EDM d_e , far out of experimental reach.

V. DISCUSSION AND CONCLUSION

There are good reasons to take g2HDM, the general two Higgs doublet model with extra Yukawa couplings, very seriously. By discovering the h boson and finding that it closely resembles the SM Higgs boson, we now have one weak scalar doublet. Whether by Gell-Mann's totalitarian principle [69] or the principle of plenitude [70], with the existence of one scalar doublet, there *should* be a second doublet, and by the same argument, extra Yukawa couplings. To declare [71] *natural* flavor conservation (NFC) and forbid extra Yukawa couplings, or using a Z_2 symmetry to implement it, are not only *not natural* but quite *ad hoc* or artificial. Had supersymmetry (SUSY) emerged at the LHC, it would have given credence to 2HDM-II, a type of 2HDM with Z_2 symmetry to forbid extra Yukawa couplings. But the lack of evidence for SUSY so far [18] suggests that the SUSY scale is considerably above v , the electroweak symmetry breaking scale.

With three types of charged fermions, each coming in three generations, and that the extra Yukawa couplings are naturally complex, one has *54 new Yukawa couplings*, which may appear excessive. There are also seven new Higgs parameters, which include the h - H mixing parameter c_γ , and the exotic Higgs masses m_H , m_A , and m_{H^\pm} . But the increment of 54 new flavor parameters is on top of the existing plenitude of 13 within SM, while the *structure* built-in by nature seems to have helped "obscure" the presence of the extra Higgs sector parameters: as we have stated, m_H , m_A and m_{H^\pm} in g2HDM *naturally* populate the 300–600 GeV range. The latter follows if one takes [19] the principle that all dimensionless parameters in the Higgs potential are $\mathcal{O}(1)$ in strength, with v as the only scale parameter. It is curious to note that, with ρ_{tt} naturally $\mathcal{O}(1)$ because it is a cousin to $\lambda_t \cong 1$, it may help keep c_γ small [72]. So the alignment phenomenon may be emergent, while ρ_{tt} could drive EWBG quite effectively. At any rate, and as we have emphasized, the flavor parameter structure seems to have hidden itself rather well from our view, obscuring also the extra Higgs bosons, which we know so little about.

The flavor structure was first revealed in the 1970s

through the fermion mass hierarchy, although the existence of three generations triggered Ref. [71]. But then the mixing hierarchy of $|V_{ub}|^2 \ll |V_{cb}|^2 \ll |V_{us}|^2$ came as a surprise in the early 1980s, which led to the Cheng-Sher ansatz [73], suggesting that NFC may be too strong an assumption. Unknown back then was nature's further design of alignment, which suppressed FCNH coupling effects of the light, SM-like h boson. As we stressed in the Introduction, at this point one may find fault in the near diagonal nature of the ρ^d Yukawa matrix: Why would nature turn off the FCNH effects precisely in the sector that we have the best access to? It is a mystery. But nature has her mysterious ways, and as an experimental science we can only probe further.

In summary, the extra Yukawa couplings of g2HDM has the built-in mass-mixing hierarchy protection as exemplified by Eqs. (4) and (6), plus near diagonal ρ^d Yukawa matrix and alignment. The $\mu \rightarrow e\gamma$ and $\tau \rightarrow \mu\gamma$ processes probe $\rho_{\mu e}\rho_{tt}$ and $\rho_{\tau\mu}\rho_{tt}$ via the two loop mechanism, and generate $\mu \rightarrow 3e$ and $\tau \rightarrow 3\mu$ at higher order. The $\mu N \rightarrow eN$ process probes the combined effect of dipole plus contact terms, and by nature of the process and experimental prowess, one might disentangle the two effects. As a second theme, we do not expect LUV or LFV effects to be observed soon in (semi)leptonic rare B decays for g2HDM. This is in contrast with the UV-complete PS^3 model that is the epitome of the recent B anomalies, where the modes to watch are $B_s \rightarrow \tau\mu$, $B \rightarrow K\tau\mu$, and to a lesser extent, $B_s \rightarrow \tau\tau$, $B \rightarrow K\tau\tau$; discovering only $\tau \rightarrow \mu\gamma$ does not distinguish between the two scenarios. For g2HDM, besides the aforementioned μ FV processes, $B \rightarrow \mu\nu$ may be the mode to watch, which probes $\rho_{\tau\mu}\rho_{tu}$.

Acknowledgments We thank Jack Chen, Gino Isidori, Matt Rudolph, and Sheldon Stone for communications. This research is supported by MOST 106-2112-M-002-015-MY3, 108-2811-M-002-626 of Taiwan, and NTU 109L104019.

Appendix A: Loop functions

The loop functions for B_q mixing and $B_q \rightarrow \ell\ell$ are [67]

$$f(a) = -\frac{1+a}{(a-1)^2} + \frac{2a \log a}{(a-1)^3}, \quad (\text{A1})$$

$$g(a,b) = \frac{1}{(a-b)^2} \left[-\frac{3a^2 \log(a)}{a-1} + \frac{(b-4a)(b-a)}{b-1} + \frac{(-4a^2 + 3ab^2 + 2ab - b^2) \log(b)}{(b-1)^2} \right], \quad (\text{A2})$$

$$h(a) = \frac{-a}{a-1} + \frac{a \log a}{(a-1)^2}. \quad (\text{A3})$$

[1] A.M. Baldini *et al.* [MEG], Eur. Phys. J. C **76**, 434 (2016).

[2] U. Bellgardt *et al.* [SINDRUM], Nucl. Phys. B **299**, 1 (1988).

- [3] W.H. Bertl *et al.* [SINDRUM II], Eur. Phys. J. C **47**, 337 (2006).
- [4] A.M. Baldini *et al.* [MEG II], Eur. Phys. J. C **78**, 380 (2018).
- [5] A. Blondel *et al.*, [arXiv:1301.6113 [physics.ins-det]].
- [6] See discussion in the contribution to the 2020 update of the European Strategy for Particle Physics, A. Baldini *et al.*, [arXiv:1812.06540 [hep-ex]].
- [7] The DeeMe experiment at KEK uses a different approach with thicker targets. For a recent discussion, see N. Teshima, PoS **NuFact2019**, 082 (2020).
- [8] R.M. Dzhilkibaev and V.M. Lobashev, Sov. J. Nucl. Phys. **49**, 384 (1989) [Yad. Fiz. **49**, 622 (1989)].
- [9] R. Abramishvili *et al.* [COMET], PTEP **2020**, 033C01 (2020).
- [10] L. Bartoszek *et al.*, [arXiv:1501.05241 [physics.ins-det]].
- [11] Y. Kuno, Nucl. Phys. B Proc. Suppl. **149**, 3768 (2005).
- [12] A. de Gouvêa and P. Vogel, Prog. Part. Nucl. Phys. **71**, 75 (2013).
- [13] B. Aubert *et al.* [BaBar], Phys. Rev. Lett. **104**, 021802 (2010).
- [14] K. Hayasaka, K. Inami, Y. Miyazaki *et al.* [Belle], Phys. Lett. B **687**, 139 (2010).
- [15] E. Kou, P. Urquijo *et al.* [Belle II], PTEP **2019**, 123C01 (2019).
- [16] R. Aaij *et al.* [LHCb], arXiv:1808.08865 [hep-ex].
- [17] W.-S. Hou and G. Kumar, Phys. Rev. D **101**, 095017 (2020).
- [18] P.A. Zyla *et al.* [Particle Data Group], PTEP **2020**, 083C01 (2020).
- [19] W.-S. Hou and M. Kikuchi, EPL **123**, 11001 (2018).
- [20] D. Chang, W.-S. Hou and W.-Y. Keung, Phys. Rev. D **48**, 217 (1993).
- [21] K. Fuyuto, W.-S. Hou and E. Senaha, Phys. Lett. B **776**, 402 (2018).
- [22] K. Fuyuto, W.-S. Hou and E. Senaha, Phys. Rev. D **101**, 011901(R) (2020).
- [23] V. Andreev *et al.* [ACME], Nature **562**, 355 (2018).
- [24] G.W.-S. Hou, Int. J. Mod. Phys. A **34**, 1930002 (2019).
- [25] M. Bordone, C. Cornella, J. Fuentes-Martin and G. Isidori, Phys. Lett. B **779**, 317 (2018).
- [26] M. Bordone, C. Cornella, J. Fuentes-Martin and G. Isidori, JHEP **10**, 148 (2018).
- [27] C. Cornella, J. Fuentes-Martin and G. Isidori, JHEP **07**, 168 (2019).
- [28] W.-S. Hou, M. Kohda, T. Modak and G.-G. Wong, Phys. Lett. B **800**, 135105 (2020).
- [29] W.-S. Hou, Phys. Lett. B **296**, 179 (1992).
- [30] Y. Omura, E. Senaha and K. Tobe, Phys. Rev. D **94**, 055019 (2016).
- [31] B. Altunkaynak, W.-S. Hou, C. Kao, M. Kohda and B. McCoy, Phys. Lett. B **751**, 135 (2015).
- [32] W. S. Hou, R. Jain, C. Kao, M. Kohda, B. McCoy and A. Soni, Phys. Lett. B **795**, 371-378 (2019).
- [33] R. Primulando and P. Uttayarat, JHEP **05**, 055 (2017).
- [34] R. Primulando, J. Julio and P. Uttayarat, Phys. Rev. D **101**, no.5, 055021 (2020).
- [35] A. Crivellin, A. Kokulu and C. Greub, Phys. Rev. D **87**, 094031 (2013).
- [36] See e.g. Y. Kuno and Y. Okada, Rev. Mod. Phys. **73**, 151 (2001).
- [37] C.C. Ahdida *et al.*, submission to the 2020 update of the European Strategy for Particle Physics, December 2018.
- [38] V. Cirigliano, R. Kitano, Y. Okada and P. Tuzon, Phys. Rev. D **80**, 013002 (2009).
- [39] A. Crivellin, M. Hoferichter and M. Procura, Phys. Rev. D **89**, 093024 (2014).
- [40] R. Kitano, M. Koike and Y. Okada, Phys. Rev. D **66**, 096002 (2002).
- [41] R. Harnik, J. Kopp and J. Zupan, JHEP **03**, 026 (2013).
- [42] P. Junnarkar and A. Walker-Loud, Phys. Rev. D **87**, 114510 (2013).
- [43] M.A. Shifman, A.I. Vainshtein and V.I. Zakharov, Phys. Lett. B **78**, 443 (1978).
- [44] B. Capdevila, A. Crivellin, S. Descotes-Genon, L. Hofer and J. Matias, Phys. Rev. Lett. **120**, 181802 (2018).
- [45] C. Bobeth *et al.*, Phys. Rev. Lett. **112**, 101801 (2014).
- [46] R. Aaij *et al.* [LHCb], Phys. Rev. Lett. **118**, 251802 (2017).
- [47] J.P. Lees *et al.* [BaBar], Phys. Rev. Lett. **118**, 031802 (2017).
- [48] S.L. Glashow, D. Guadagnoli and K. Lane, Phys. Rev. Lett. **114**, 091801 (2015).
- [49] J.C. Pati and A. Salam, Phys. Rev. D **10**, 275 (1974).
- [50] R. Aaij *et al.* [LHCb], Phys. Rev. Lett. **123**, 211801 (2019).
- [51] J.P. Lees *et al.* [BaBar], Phys. Rev. D **86**, 012004 (2012).
- [52] R. Aaij *et al.* [LHCb], JHEP **06**, 129 (2020).
- [53] S. Stone and L. Zhang, Adv. High Energy Phys. **2014**, 931257 (2014).
- [54] R. Aaij *et al.* [LHCb], JHEP **03**, 078 (2018).
- [55] R. Aaij *et al.* [LHCb], Phys. Rev. Lett. **123**, 241802 (2019).
- [56] M. Beneke, C. Bobeth and R. Szafron, JHEP **10**, 232 (2019).
- [57] As reported by Y. Amhis at ICHEP2020, held virtually in Prague, July 28 to August 6, 2020, based on the joint report of ATLAS-CONF-2020-049, CMS-PAS-BPH-20-003 and LHCb-CONF-2020-002.
- [58] A. Cerri *et al.*, CERN Yellow Rep. Monogr. **7**, 867 (2019).
- [59] W.-S. Hou, Phys. Rev. D **48**, 2342 (1993).
- [60] P. Chang, K.-F. Chen and W.-S. Hou, Prog. Part. Nucl. Phys. **97**, 261 (2017).
- [61] W.-S. Hou, T.-H. Hsu and T. Modak, arXiv:2008.02573 [hep-ph].
- [62] M.T. Prim., F.U. Bernlochner, P. Goldenzweig, M. Heck *et al.* [Belle], Phys. Rev. D **101**, 032007 (2020).
- [63] UTfit Summer 2018 New Physics fit results: <http://www.utfit.org/UTfit/ResultsSummer2018NP>, which is based on M. Bona *et al.* [UTfit], JHEP **03**, 049 (2008).
- [64] D. Bečirević *et al.*, Nucl. Phys. B **634**, 105 (2002).
- [65] N. Carrasco *et al.* [ETM], JHEP **03**, 016 (2014).
- [66] S. Aoki *et al.* [Flavour Lattice Averaging Group], Eur. Phys. J. C **80**, 113 (2020).
- [67] A. Crivellin, D. Müller and C. Wiegand, JHEP **06**, 119 (2019).
- [68] D. Bečirević, O. Sumensari and R. Zukanovich Funchal, Eur. Phys. J. C **76**, 134 (2016).
- [69] M. Gell-Mann, Nuovo Cim. **4**, 848 (1956).
- [70] For a recent discussion of both principles, see H. Kragh, arXiv:1907.04623 [physics.hist-ph].
- [71] S.L. Glashow and S. Weinberg, Phys. Rev. D **15**, 1958 (1977).
- [72] W.-S. Hou and M. Kikuchi, Phys. Rev. D **96**, 015033 (2017).
- [73] T.-P. Cheng and M. Sher, Phys. Rev. D **35**, 3484 (1987).