

Clausius-Mossotti Relation Revisited: Media with Electric and Magnetic Response

Lang Wang,^{1,2} Ilia L. Rasskazov,² and P. Scott Carney^{2,*}

¹*Department of Electrical & Computer Engineering,
University of Illinois at Urbana-Champaign, Urbana, IL 61801, USA*

²*The Institute of Optics, University of Rochester, Rochester, NY 14627, USA*

A reexamination of the Clausius-Mossotti relation in which material with both electric and magnetic responses yields surprising results. Materials with indices near zero and with real parts less than zero, that is the real part of both the permeability and permittivity are negative, are found to emerge from the interaction of electric and magnetic responses in a self-consistent theory. The new results point the way to artificial and natural materials with exotic responses. A simulation with $\sim 10^{10}$ particles shows good agreement with the analytical results.

Effective medium theory (EMT) bridges the *macroscopic* electromagnetic response (effective permittivity, ε , and permeability, μ) of a composite electromagnetic medium with the *microscopic* response (electric, α_e , and magnetic, α_m , polarizabilities) of its constituents [1–4]. The basic concept of the EMT is to characterize the response of a medium (for example, a suspension of plasmonic nanoparticles [5], or aerosol particles [6]) to light by the effective parameters. EMT is important in designing, synthesizing, and mixing of various media, such as metamaterials [7–13], periodic composites [14], magnetoelectric multiferroics [15, 16], nanoparticles [17], metasurfaces [18], and mesocrystals [19].

The relation between microscopic electric response and macroscopic electric response was developed by Clausius, Mossotti [20, 21], Lorenz, and Lorentz [22, 23], with a magnetic analogue proposed earlier by Poisson [24]. The respective electric-electric and magnetic-magnetic relations are given by:

$$\frac{\rho\alpha_e}{3\varepsilon_0} = \frac{\varepsilon - 1}{\varepsilon + 2}, \quad \frac{\rho\alpha_m}{3\mu_0} = \frac{\mu - 1}{\mu + 2}, \quad (1)$$

where ρ is the concentration of the constituents. These expressions are known as Lorenz-Lorentz and Clausius-Mossotti relation (CMR) and are specific examples of EMTs. While EMT has been put in a more general setting in the last 100 years, none has self-consistently addressed the interaction between the total electromagnetic field and the material that exhibits both electric and magnetic responses simultaneously. The CMR and related EMTs [25–31] have not considered the electric field generated by the magnetic dipole moment induced on the particle and magnetic field by electric dipole moment. Although this magnetoelectric coupling has been considered in the derivation of constitutive parameters of metamaterials with well defined periodicity [32–35], our theory places no constraints on the micro structure and thus provides a true generalization of the CMR. Including this coupling in the derivation of the CMR, we find that

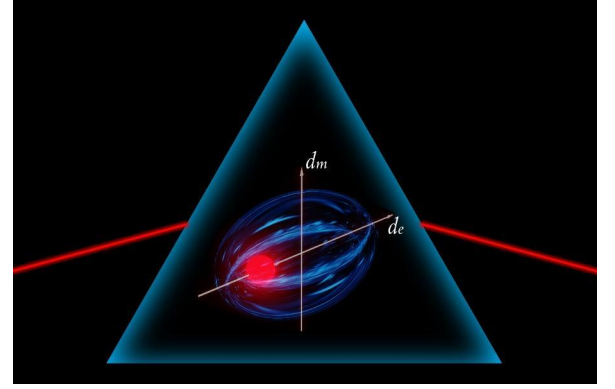


FIG. 1. A medium composed of particles characterized by electric, \mathbf{d}_e , and magnetic, \mathbf{d}_m , dipole moments.

$$\frac{\rho\alpha_e}{3\varepsilon_0} = \frac{\varepsilon - 1}{\varepsilon\mu + 2}, \quad \frac{\rho\alpha_m}{3\mu_0} = \frac{\mu - 1}{\varepsilon\mu + 2}. \quad (2)$$

Eqs (2) relate the microscopic properties of the particles with the macroscopic properties of the effective medium. We discuss the derivation and consequences of this result below. A SI system of units is used throughout the letter.

Consider a composite medium consisting of particles with electric, α_e , and magnetic, α_m , polarizabilities. These polarizabilities take into account finite size effects [36], self-interaction [37], and dipole fluctuations [38]. The electric and magnetic dipole moments induced on the particles are taken to be independently linear in the total electric $\tilde{\mathbf{E}}$ and magnetic $\tilde{\mathbf{H}}$ fields on them: $\mathbf{d}_e = \alpha_e \tilde{\mathbf{E}}$ and $\mathbf{d}_m = \alpha_m \tilde{\mathbf{H}}$ as illustrated in Fig. 1. The goal is to replace the particles with a continuous medium characterized by an electric response (permittivity) ε and a magnetic response (permeability) μ . The scattered fields outside the volume of the medium are required to be the same for both approaches. In other words, the field scattered by the total N particles in a volume $V = N/\rho$ is equivalent to that by the medium in the same volume [3, 4]. The equivalence of the scattered fields impose a requirement on electric and magnetic po-

larization distributions \mathbf{P} and \mathbf{M} to be the same on the microscopic and macroscopic scales:

$$\begin{bmatrix} (\varepsilon - 1)\varepsilon_0 \mathbf{E} \\ (\mu - 1)\mu_0 \mathbf{H} \end{bmatrix} = \begin{bmatrix} \mathbf{P} \\ \mathbf{M} \end{bmatrix} = \rho \begin{bmatrix} \alpha_e \tilde{\mathbf{E}} \\ \alpha_m \tilde{\mathbf{H}} \end{bmatrix}. \quad (3)$$

Here \mathbf{E} and \mathbf{H} are the macroscopic fields in a medium which is an averaged field over a volume V_{avg} satisfying $1/\rho \ll V_{\text{avg}} \ll \lambda^3$ [4]. The microscopic fields $\tilde{\mathbf{E}}$ and $\tilde{\mathbf{H}}$ are different from \mathbf{E} and \mathbf{H} in a sense that the former are generated by the incident field and the rest of the particles, excluding the particle itself [25–31]:

$$\begin{bmatrix} \mathbf{E}(\mathbf{r}) \\ \mathbf{H}(\mathbf{r}) \end{bmatrix} = \begin{bmatrix} \mathbf{E}_{\text{inc}}(\mathbf{r}) \\ \mathbf{H}_{\text{inc}}(\mathbf{r}) \end{bmatrix} + \int \overline{\mathbf{G}}(\mathbf{r}, \mathbf{r}') \cdot \begin{bmatrix} \mathbf{P}(\mathbf{r}') \\ \mathbf{M}(\mathbf{r}') \end{bmatrix} d^3 r', \quad (4)$$

$$\begin{bmatrix} \tilde{\mathbf{E}}(\mathbf{r}) \\ \tilde{\mathbf{H}}(\mathbf{r}) \end{bmatrix} = \begin{bmatrix} \mathbf{E}_{\text{inc}}(\mathbf{r}) \\ \mathbf{H}_{\text{inc}}(\mathbf{r}) \end{bmatrix} + \oint \overline{\mathbf{G}}(\mathbf{r}, \mathbf{r}') \cdot \begin{bmatrix} \mathbf{P}(\mathbf{r}') \\ \mathbf{M}(\mathbf{r}') \end{bmatrix} d^3 r', \quad (5)$$

where

$$\overline{\mathbf{G}}(\mathbf{r}, \mathbf{r}') = \begin{bmatrix} \omega^2 \mu_0 \vec{\vec{G}}(\mathbf{r}, \mathbf{r}') & i\omega \vec{\vec{G}}(\mathbf{r}, \mathbf{r}') \cdot \nabla' \times \\ -i\omega \vec{\vec{G}}(\mathbf{r}, \mathbf{r}') \cdot \nabla' \times & \omega^2 \varepsilon_0 \vec{\vec{G}}(\mathbf{r}, \mathbf{r}') \end{bmatrix}. \quad (6)$$

The integral $\oint \dots d^3 r'$ excludes an infinitesimal spherical “principal volume” where $\vec{\vec{G}}$ is singular at $\mathbf{r}' = \mathbf{r}$ [39]. The dyadic Green’s function is denoted by $\vec{\vec{G}}$ [40, Eq.(4)]. The non-diagonal elements in $\overline{\mathbf{G}}(\mathbf{r}, \mathbf{r}')$ denote the electric response from magnetic polarization and magnetic response from electric polarization [39, 41, 42]. Notice that conventional EMTs imply zero non-diagonal terms in Eq. (6), which leads to the separate solutions for the electric and magnetic fields in Eq. (4) and Eq. (5). In our case, these fields are mutually dependent.

Following the conventional derivation of the CMR, we subtract Eq. (5) from Eq. (4):

$$\begin{bmatrix} \mathbf{E}(\mathbf{r}) \\ \mathbf{H}(\mathbf{r}) \end{bmatrix} - \begin{bmatrix} \tilde{\mathbf{E}}(\mathbf{r}) \\ \tilde{\mathbf{H}}(\mathbf{r}) \end{bmatrix} = \lim_{\mathbf{r}' \rightarrow \mathbf{r}} \int \overline{\mathbf{G}}(\mathbf{r}, \mathbf{r}') \cdot \begin{bmatrix} \mathbf{P}(\mathbf{r}') \\ \mathbf{M}(\mathbf{r}') \end{bmatrix} d^3 r' \\ = -\frac{\varepsilon\mu - 1}{3} \begin{bmatrix} \mathbf{E}(\mathbf{r}) \\ \mathbf{H}(\mathbf{r}) \end{bmatrix}, \quad (7)$$

where we have used Eq. (3), Eq. (6), and source-free Maxwell equations: $\nabla \times \mathbf{E} = i\omega\mu\mu_0 \mathbf{H}$, $\nabla \times \mathbf{H} = -i\omega\varepsilon\varepsilon_0 \mathbf{E}$. The dyadic Green’s function in free-space $\vec{\vec{G}}(\mathbf{r}, \mathbf{r}')$ is decomposed into a singular part $-\frac{1}{3\omega^2\varepsilon_0\mu_0}\delta(\mathbf{r} - \mathbf{r}')$ and a regular part [43] which vanishes when integrated over the spherical “principal volume” [4, 44]. The latter can be ignored because the integration is performed within a small volume. Notice the non-zero cross self-interaction term $\lim_{\mathbf{r}' \rightarrow \mathbf{r}} \int i\omega \vec{\vec{G}}(\mathbf{r}, \mathbf{r}') \cdot \nabla' \times \mathbf{M}(\mathbf{r}') d^3 r'$.

The relation between fields on microscopic and macroscopic scales is obtained by rearranging Eq. (7):

$$\begin{bmatrix} \tilde{\mathbf{E}} \\ \tilde{\mathbf{H}} \end{bmatrix} = \frac{\varepsilon\mu + 2}{3} \begin{bmatrix} \mathbf{E} \\ \mathbf{H} \end{bmatrix}. \quad (8)$$

This equation, together with Eq. (3), result in the relation between the microscopic electromagnetic response and macroscopic response in a self-consistent Eq. (2). The obtained result is different from the CMR and subsequent generalizations [24–31]. It can be observed from the second equation in Eq. (2) that zero magnetic polarizability α_m implies $\mu = 1$, so the first equation in Eq. (2) yields the conventional CMR, i.e., the first equation in Eq. (1). Similarly, $\alpha_e = 0$ implies $\varepsilon = 1$, so the second equation in Eq. (2) becomes the Poisson relation, i.e. the second equation in Eq. (1). Thus, our Eqs (2) are consistent with conventional EMTs, and, most importantly, fill the gap between EMTs for purely electric and for purely magnetic materials.

Solving Eqs (2), we find ε and μ in terms of the microscopic properties:

$$\varepsilon = \frac{1 - \beta_e + \beta_m + \gamma}{2\beta_m}, \quad (9)$$

$$\mu = \frac{1 + \beta_e - \beta_m + \gamma}{2\beta_e}, \quad (10)$$

where

$$\gamma \equiv \pm \sqrt{\beta_e^2 + \beta_m^2 - 10\beta_e\beta_m - 2\beta_e - 2\beta_m + 1}, \quad (11)$$

and $\beta_e \equiv \rho\alpha_e/(3\varepsilon_0)$, $\beta_m \equiv \rho\alpha_m/(3\mu_0)$. The branch choice in Eq. (11) raises the tantalizing possibility that the macroscopic material may support two sets of macroscopic material parameters ε , μ , n simultaneously. This emerges not as an effect of anisotropy, but rather the propagation of two distinct, generally inhomogeneous, waves with different complex-valued wavenumbers at the same frequency. We discuss below the physics of this result. First we observe that known phenomenon that complex values of the index of refraction emerge from purely real polarizabilities and that the index may take on a wide range of values that depend sensitively on the polarizabilities [45]. We verify through simulations starting at the micro level that indeed two types of waves emerge corresponding to the two branch of γ . While we predict that both solutions are always present, in cases commonly encountered, only one solution is practically observable. We discuss the conditions under which new physical phenomena, including the two branches of γ , may be observed.

The existence of two states in one medium is verified by simulations with our recently developed numerical technique, the clustering diffused-particle method [40]. We simulate the scattering of a plane wave from a large collection of particles and then extract the effective planewave-like behavior in order to find the effective

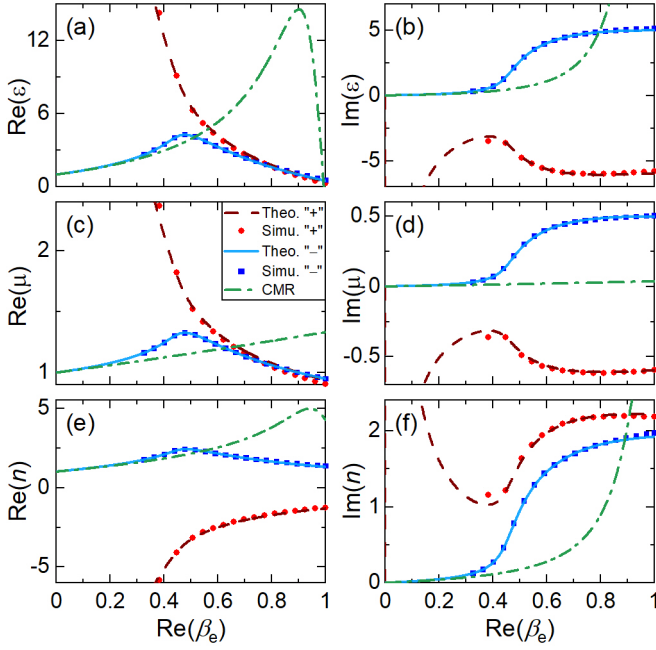


FIG. 2. The theoretical and simulated macroscopic ε , μ , and n varying with microscopic β_e and β_m . The ratios are assigned as $\text{Im}(\beta_e)/\text{Re}(\beta_e) = \text{Im}(\beta_m)/\text{Re}(\beta_m) = \beta_m/\beta_e = 0.1$. The conventional CMR results are plotted in green dotted-dash line as a comparison.

macroscopic parameters of the medium. Here, we made use of 4×10^{10} particles randomly distributed in a cube with a side length of 4.2 wavelengths. Both solutions of Eq. (9) and Eq. (10) agree well with numerical simulations, as shown in Fig. 2. As it might be expected, for the weak electric response, i.e., for small β_e , one of the branches coincides with the conventional CMR. This is clearly observed in Fig. 2 for the “-” solution for $\beta_e \lesssim 0.3$. The “+” branch, however, yields divergent values for $|\varepsilon|$, $|\mu|$ and $|n|$ as $\beta_e \rightarrow 0$. Thus waves associated with this wavenumber oscillate and decay on very short length scales. This may explain why this second electromagnetic state of the medium has not been reported. Both solutions should be observable when both β_e and β_m are appreciable. For example, $\beta_e \gtrsim 0.3$, and $\beta_m = 0.1\beta_e$, we find not only a discrepancy between the conventional CMR and “-” branch emerges, but the “+” branch yields finite values of $\{\varepsilon, \mu, n\}$. It is worth noting, the “-” and “+” branches provide the same values for $\text{Re}(\varepsilon)$ and $\text{Re}(\mu)$ at $\text{Re}(\beta_e) \rightarrow 1$.

The dependence of ε , μ and n on both β_e and β_m are shown in Fig. 3 and Fig. 4, for “+” and “-” solution respectively. Notice that x -axis (i.e., $\alpha_m = 0$) and y -axis (i.e., $\alpha_e = 0$) on these plots represent Clausius-Mossotti’s and Poisson’s theories, respectively. The refractive indices n are calculated as $n = \pm\sqrt{\varepsilon\mu}$. The strategy of choosing the sign of n is provided in [46]. Remarkably, the argument under the square root in Eq. (11) can be

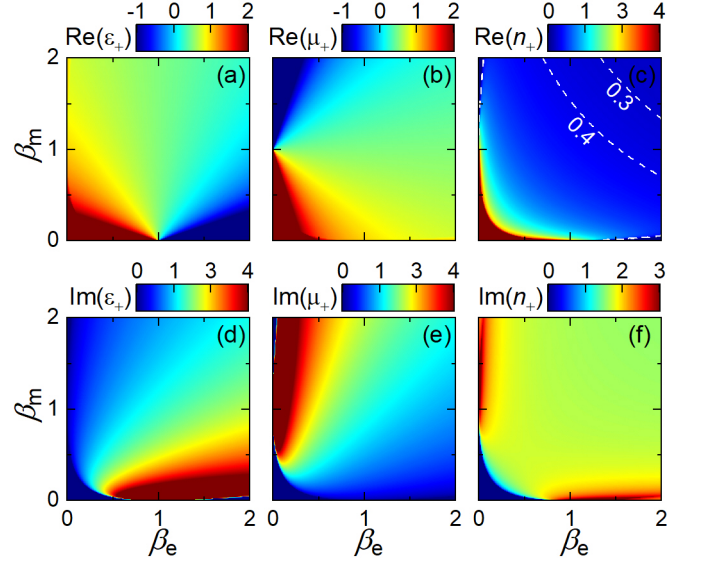


FIG. 3. Permittivity, permeability and refractive index for “+” branch of γ , Eq. (11): (a) $\text{Re}(\varepsilon_+)$, (b) $\text{Re}(\mu_+)$, (c) $\text{Re}(n_+)$, (d) $\text{Im}(\varepsilon_+)$, (e) $\text{Im}(\mu_+)$, (f) $\text{Im}(n_+)$. The x -axis in (a) denotes Clausius-Mossotti relation [20, 21], the y -axis in (b) denotes Poisson’s theory [24]. For a specific material, β_e and β_m can be varied by changing the concentration ρ . Under standard conditions (i.e., room temperature and 1 atm pressure) most of chemical elements and compounds [47] are characterized by $0 < |\beta_e| < 3$. Magnetic counterpart β_m is typically much smaller than 1 [48–50].

negative even when all the β_e and β_m are real and positive and so macroscopic characteristics ε , μ and n can be complex-valued. Even though the particles are lossless, light propagating through a collection of particles is scattered out of the direction of the propagation, which results in an apparent loss of energy [45].

Near-zero-index materials [51] can also be designed using Eq. (9), which is, in general, not possible with conventional CMR. Fig. 5 shows the phase of the electric component of the electromagnetic field propagating through such a medium engineered by optimizing the values of β_e and β_m to yield $\text{Re}(n) = 0.179$ when $\beta_e = 0.0323 + 1.8497i$ and $\beta_m = 0.3 + 0.96i$. Exotic near-zero-index materials might be generated by doping with atoms, molecules, or metamaterials [52]. These results point a way towards engineering new indices of refraction by exploring a parameter space of β_e and β_m through maps as shown in Fig. 3 and Fig. 4 and seeking constituent materials with appropriate combinations of polarizabilities.

We have shown that if the constituents are both magnetic and electric, within a generalized CMR, the resultant index of refraction can become anomalously large, go to zero or become negative. Thus, Eqs (9)–(11) provide the means for the design of materials with exotic properties. These results have implications for other generalizations of mixing rules and other ho-

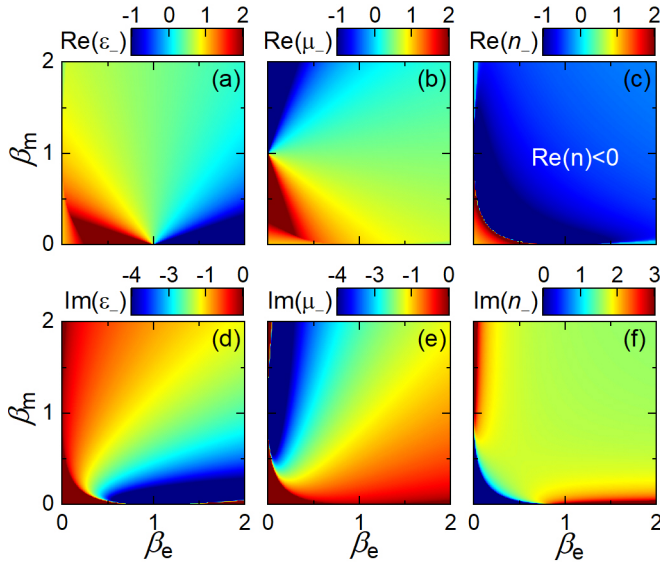


FIG. 4. Same as in Fig. 3, but for the “+” branch of γ , Eq. (11).

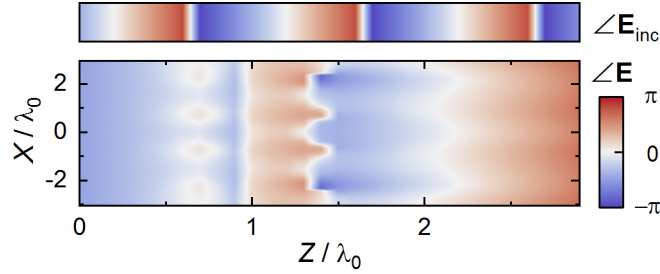


FIG. 5. The phase of the electric component of the electromagnetic field propagating in a near-zero-index medium with microscopic properties $\beta_e = 0.0323 + 1.8497i$ and $\beta_m = 0.3 + 0.96i$. According to Eq. (9) and Eq. (10), the effective refractive index is $n = 0.179 + 1.889i$. The field is simulated [40] in a cube with side length $12\lambda_0$ and sampled in a depth of $3\lambda_0$.

mogenizations [1] including but not limiting to non-linear effects [53–55], permanent dipole moment [25], temperature-dependence [56], and constituents with particular shape and volume [28, 29].

We thank Prof. Vadim A. Markel from the University of Pennsylvania and Prof. John C. Schotland from Yale University for fruitful discussions.

* Corresponding author: scott.carney@rochester.edu

- [1] A. H. Sihvola, *Electromagnetic mixing formulas and applications* (London : Institution of Electrical Engineers, 1999).
- [2] T. C. Choy, *Effective medium theory: principles and applications*, 2nd ed. (Oxford University Press, 2016) p. 240.
- [3] V. A. Markel, Journal of the Optical Society of America A **33**, 2237 (2016).

- [4] V. A. Markel, Journal of the Optical Society of America A **33**, 1244 (2016).
- [5] D. E. Aspnes, Thin Solid Films **519**, 2571 (2011).
- [6] M. I. Mishchenko, J. M. Dlugach, and L. Liu, Journal of Quantitative Spectroscopy and Radiative Transfer **178**, 284 (2016).
- [7] T. Koschny, M. Kafesaki, E. N. Economou, and C. M. Soukoulis, Physical Review Letters **93**, 1 (2004).
- [8] C. R. Simovski, Metamaterials **1**, 62 (2007).
- [9] I. Tsukerman, Journal of the Optical Society of America B **28**, 577 (2011).
- [10] B. A. Slovick, Z. G. Yu, and S. Krishnamurthy, Physical Review B **89**, 155118 (2014).
- [11] X. Zhang and Y. Wu, Scientific Reports **5**, 7892 (2015).
- [12] A. A. Krokhin, J. Arriaga, L. N. Gumen, and V. P. Drachev, Physical Review B **93**, 75418 (2016).
- [13] I. Tsukerman, Physics Letters A **381**, 1635 (2017).
- [14] V. A. Markel and J. C. Schotland, Physical Review E **85**, 66603 (2012).
- [15] C.-W. Nan, Progress in Materials Science **37**, 1 (1993).
- [16] C.-W. Nan, M. I. Bichurin, S. Dong, D. Viehland, and G. Srinivasan, Journal of Applied Physics **103**, 31101 (2008).
- [17] N. J. Schilder, C. Sauvan, Y. R. P. Sortais, A. Browaeys, and J.-J. Greffet, Physical Review A **96**, 13825 (2017).
- [18] P. T. Bowen, A. Baron, and D. R. Smith, Physical Review A **95**, 33822 (2017).
- [19] O. Zhuromskyy, Crystals **7**, 1 (2016).
- [20] O. F. Mossotti, Mem. Soc. Ital **14**, 49 (1850).
- [21] R. Clausius, *The mechanical theory of heat* (Macmillan, 1879).
- [22] L. Lorenz, Annalen der Physik **247**, 70 (1880).
- [23] H. A. Lorentz, Annalen der Physik **248**, 127 (1881).
- [24] S.-D. Poisson, *Second mémoire sur la théorie du magnétisme* (Imprimerie royale, 1825).
- [25] P. Debye, Annalen der Physik **344**, 789 (1912).
- [26] L. Onsager, Journal of the American Chemical Society **58**, 1486 (1936).
- [27] L. Lewin, Journal of the Institution of Electrical Engineers-Part III: Radio and Communication Engineering **94**, 65 (1947).
- [28] J. M. Garnett, Philosophical Transactions of the Royal Society of London. Series A, Containing Papers of a Mathematical or Physical Character **203**, 385 (1904).
- [29] J. M. Garnett, Philosophical Transactions of the Royal Society of London. Series A, Containing Papers of a Mathematical or Physical Character **205**, 237 (1906).
- [30] C. J. F. Böttcher, Physica **9**, 937 (1942).
- [31] J. G. Kirkwood, The Journal of Chemical Physics **4**, 592 (1936).
- [32] D. R. Smith, Physical Review E **81**, 036605 (2010).
- [33] V. Sozio, A. Vallecchi, M. Albani, and F. Capolino, Physical Review B **91**, 205127 (2015).
- [34] A. Alu, Physical Review B **84**, 075153 (2011).
- [35] D. R. Smith, W. J. Padilla, D. C. Vier, S. C. Nemat-Nasser, and S. Schultz, Physical Review Letters **84**, 4184 (2000).
- [36] V. M. Shalaev, Physics Reports **272**, 61 (1996).
- [37] P. de Vries, D. V. van Coevorden, and A. Lagendijk, Reviews of Modern Physics **70**, 447 (1998).
- [38] R. G. Barrera, G. Monsivais, and W. L. Mochán, Physical Review B **38**, 5371 (1988).
- [39] A. Yaghjian, Proceedings of the IEEE **68**, 248 (1980).
- [40] L. Wang, I. L. Rasskazov, and P. S. Carney, (2020).

- [41] W. C. Chew, *Waves and fields in inhomogeneous media*, Vol. 522 (IEEE press New York, 1995).
- [42] L. E. Sun and W. C. Chew, *Waves in Random and Complex Media* **19**, 162 (2009).
- [43] G. Y. Panasyuk, J. C. Schotland, and V. A. Markel, *Journal of Physics A: Mathematical and Theoretical* **42**, 275203 (2009).
- [44] M. Born and E. Wolf, *Principles of optics: electromagnetic theory of propagation, interference and diffraction of light* (Elsevier, 2013).
- [45] C. F. Bohren and D. R. Huffman, *Absorption and Scattering of Light by Small Particles* (Wiley-VCH Verlag GmbH, Weinheim, Germany, 1998) p. 530.
- [46] M. W. McCall, A. Lakhtakia, and W. S. Weiglhofer, *European Journal of Physics* **23**, 353 (2002).
- [47] P. Schwerdtfeger, Centre for Theoretical Chemistry and Physics, Massey University (2015).
- [48] L. Pulido-Mancera, P. T. Bowen, M. F. Imani, N. Kundtz, and D. Smith, *Physical Review B* **96**, 235402 (2017).
- [49] C. Rockstuhl, T. Zentgraf, E. Pshenay-Severin, J. Petschulat, A. Chipouline, J. Kuhl, T. Pertsch, H. Giessen, and F. Lederer, *Optics Express* **15**, 8871 (2007).
- [50] L. Jylhä, I. Kolmakov, S. Maslovski, and S. Tretyakov, *Journal of Applied Physics* **99**, 043102 (2006).
- [51] I. Liberal and N. Engheta, *Science* **358**, 1540 (2017).
- [52] I. Liberal, A. M. Mahmoud, Y. Li, B. Edwards, and N. Engheta, *Science* **355**, 1058 (2017).
- [53] G. M. Gehring, A. Schweinsberg, C. Barsi, N. Kostinski, and R. W. Boyd, *Science* **312**, 895 (2006).
- [54] M. S. Bigelow, N. N. Lepeshkin, and R. W. Boyd, *Science* **301**, 200 (2003).
- [55] L. J. Wang, A. Kuzmich, and A. Dogariu, *Nature* **406**, 277 (2000).
- [56] J. R. Reitz, F. J. Milford, and R. W. Christy, *Foundations of electromagnetic theory* (Addison-Wesley Publishing Company, 2008).