

Multiphoton interaction phase shifts in attosecond science

Mattias Bertolino and Jan Marcus Dahlström

Department of Physics, Lund University, Box 118, SE-221 00 Lund, Sweden

(Dated: November 17, 2021)

Ab initio simulations of a range of interferometric experiments are used to identify a strong dependence on multiphoton phase shifts in above-threshold ionization. A simple rule of thumb for interaction phase shifts is derived to explain both the conservation of photoelectron yield and its *absolute* CEP-dependence. For instance, it is found that interferometric above-threshold ionization experiments are shifted by $\pi/4$ relative to RABBIT experiments, and that there is no RABBIT-term in a laser-assisted photoionization experiment with odd and even harmonics. Thus, our work helps to resolve the issues of interpretation of quantum dynamics in attosecond and free-electron laser sciences.

Interference effects have long played a central role for our understanding of both classical and quantum physics. While traditional spectroscopy allows for measurements of phase differences between separate sources, e.g. high-order harmonic generation (HHG) from atoms [1] or molecules [2, 3], the technique is limited to probe transitions with the *same* photon energy. In contrast, novel types of nonlinear spectroscopies make use of probe laser beams to change the dynamics in the interferometric arms, thus making it possible to interfere *different* energy components of the system [4]. Prime examples of such nonlinear arms include perturbed quasi-classical trajectories in HHG in atoms [5–8], molecules [9] and solids [10]; perturbed photoelectrons in laser-assisted photoionization (LAP) from atoms [11–15] and molecules [16]; resonant two-photon ionization via bound [17] or autoionizing states [18–20]; and perturbed photoelectrons in above-threshold ionization (ATI) [21]. Nonlinear interferometric arms have recently also found applications in free-electron laser (FEL) experiments [22, 23]. This plethora of interferometric arms makes it possible to inherently study nonlinear processes, such as HHG and ATI, but they also raise the question of interpretation between unperturbed and perturbed dynamics.

In this Letter we address the interpretation of quantum dynamics in attosecond experiments by performing a systematic study using the time-dependent configuration interaction singles [24, 25] (TDCIS) method. Photoelectron distributions are obtained with the time-dependent surface flux [26] (t-SURFF) method and compared with simulations based on the Keldysh-Faisal-Reiss [27–29] (KFR) theory for strong-field ionization. Specifically, we consider three recent attosecond experiments, which utilize different nonlinear interferometric arms, and compare them with the traditional RABBIT experiment [11]. First, we consider a LAP experiment by Laurent et al. [13], where even and odd harmonics from HHG were coupled by a laser photon from the probe beam. Second, we consider a LAP experiment by Maroju et al. [22], where attosecond pulse structures of FEL beams were coupled to twin sidebands by a mix of one and two exchanged probe photons. Lastly, we consider the ATI experiment by Zipp et al. [21], where an ATI process was probed by photons of half the frequency. We

find that all three recent experiments exhibit interference patterns that depend on multiphoton phase shifts and on the directionality of the photoelectron, phenomena that are not observed in the RABBIT experiment [11]. Using KFR, we derive a simple rule of thumb capable of explaining the general phase and amplitude effects in all above mentioned experiments and provide a physical interpretation based on an accumulation of interaction phases in the multiphoton processes. In this work atomic units are used: $\hbar = e = a_0 = m_e = 4\pi\epsilon_0 = 1$.

In 2012, Laurent et al. proposed a phase shift, $\delta = \pi/2$, between odd and even harmonics from HHG, based on an experimental “checkerboard” pattern over CEP between the *up* ($\theta = 0^\circ$) and *down* ($\theta = 180^\circ$) photoelectrons [13]. This phase shift has caused controversy because it opposes the idea that one attopulse per cycle is generated from HHG with an $\omega/2\omega$ driving field [30]. While high robustness of the phenomena was reported from the experiment, the accompanying analysis was limited to one-photon and two-photon ionization processes [14, 31], which is insufficient for this type of interferometric process. For this reason, we present in Fig. 1 (b) the result of LAP simulations for *up* electrons from a broad comb of odd, $(2n+1)\omega$, and even, $2n\omega$, harmonics coupled by a laser probe field, ω . We find that the relative phase of $\delta = \pi/2$ leads to a checkerboard structure, while the $\delta = 0$ case does not (not shown). Thus, we have confirmed the proposal of Laurent et al. [13], and open the quest for understanding the physical meaning and wide applications of such phase shifts in attosecond experiments.

The simulation presented in the left part of Fig. 1 (b) is performed using KFR with the initial state $|a(t)\rangle = |a\rangle \exp[iI_p t]$ taken to be a scaled hydrogenic $1s$ orbital with a binding energy equal the Hartree-Fock (HF) $2p$ orbital in neon, $I_p = -\epsilon_{2p}^{\text{HF}} = 23.142$ eV. The simulation presented in the right part of Fig. 1 (b) is performed using TDCIS in velocity gauge with the active space restricted to excitations from the $2p$ orbital with $m = -1, 0, 1$, and $I_p = -\epsilon_{2p}^{\text{HF}}$. The electric fields are derived from over-

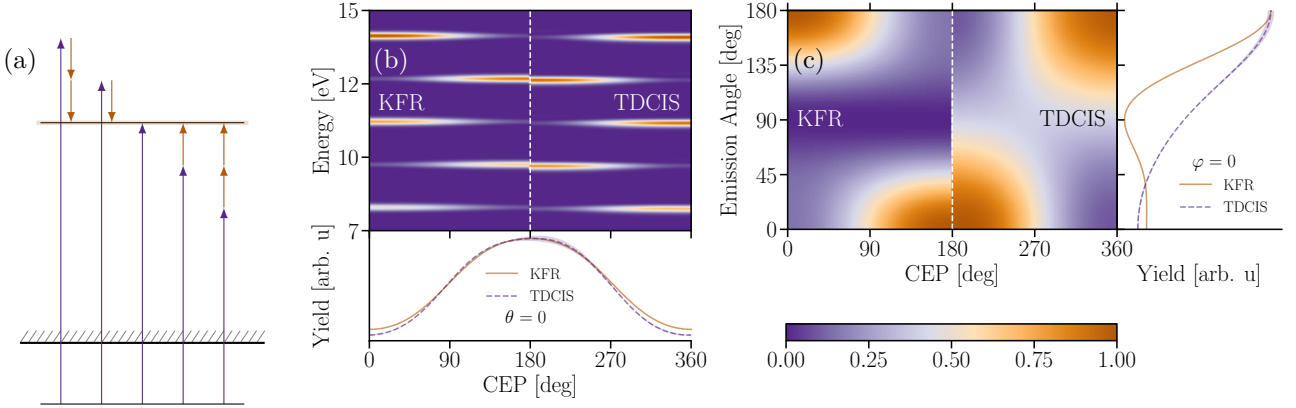


Figure 1. (a) Interactions in the rule of thumb for the experiment of Laurent et al. in Ref. [13]. (b) Photoelectron peaks corresponding to high-order harmonics 20–24 using KFR and TDCIS in Ne2p. The relative phase between even and odd harmonics is $\delta = -\pi/2$ and the photoelectrons are measured in the up direction. The lower part shows the lineout of the 21st harmonic. (c) Yield of the 21st harmonic resolved in emission angle, θ , and CEP, φ . The right sidepanel shows the lineout of the 21st harmonic over emission angle for $\varphi = 0$. The TDCIS-lineouts are estimated as an average of calculations with $r_{\text{surf}} = \{84, 88, 92, 96\}$ in t-SURFF. The purple shaded area marks confidence up to one standard deviation in TDCIS.

lapping $\tau = 10$ fs Gaussian vector potentials,

$$A(t) = \left[\Lambda_{\Omega,0} \sum_i \sin(\Omega_i t - \delta_i) + \Lambda_{\omega,0} \sin(\omega t - \varphi) \right] \times \exp \left[-2 \ln(2) \frac{t^2}{\tau^2} \right], \quad (1)$$

with peak envelopes $\Lambda_{\Omega,0} = 0.005$ (pump) and $\Lambda_{\omega,0} = 0.04$ (probe) (1.8×10^{11} W/cm² at photon energy 1.55 eV). In both cases, the photoelectrons exhibit clear ω -modulations over CEP, which shows that neither initial angular-momentum, nor electron correlation affect the phenomena. In Fig. 1 (c), harmonic 21 is shown over both emission angle, θ , and CEP, φ . The

photoelectron distribution can be parity transformed by a CEP shift of $\Delta\varphi = 180^\circ$. While the photoelectron emission along the polarization axis exhibits qualitatively similar modulation over CEP for KFR and TDCIS, the photoelectron angular distributions are different in general, as seen in the sidepanels of Fig. 1 (b,c) for $\theta = 0$ and $\varphi = 0$ respectively. The photoelectron emission distributions exhibit qualitatively similar modulation with CEP for emission along the polarization axis, while qualitatively different angular distributions are found in other emission angles.

In order to interpret the observed CEP phenomena we now consider the general LAP process: $A + \gamma_\Omega + n\gamma_\omega \rightarrow A^+ + e^-$, where n laser photons are exchanged. The KFR transition amplitude for photoionization can be used to express LAP,

$$c_{\mathbf{k}} \approx \frac{1}{2} \sum_{n=-\infty}^{\infty} (-i)^n \exp[in\varphi] J_n \left(\frac{\mathbf{k} \cdot \Lambda_{\omega,0}}{\omega} \right) \sum_{m=-\infty}^{\infty} \exp[i2m\varphi] J_m \left(\frac{U_p}{2\omega} \right) \times \langle \mathbf{k} | \hat{p}_z | a \rangle \exp[i\delta] \int dt \Lambda_\Omega(t) \exp[i(\epsilon_k + I_p + U_p - \Omega - n\omega - 2m\omega)t], \quad (2)$$

for an idealized monochromatic probe field using a Jacobi-Anger expansion [32]. The Bessel functions $J_n(k\Lambda_{\omega,0} \cos(\theta)/\omega)$ stem from the $\mathbf{k} \cdot \mathbf{A}(t)$ term and the Bessel functions $J_m(U_p/(2\omega))$ stem from the $A^2(t)/2$ term in the minimal coupling Hamiltonian. In the limit of a small ponderomotive energy, $U_p = \Lambda_{\omega,0}^2/4 \ll 2\omega$, the sum over m is reduced to the zeroth term because $J_m \approx \delta_{m0}$. Thus the remaining sum over n can be interpreted as any number of interactions of $\mathbf{k} \cdot \mathbf{A}(t)$ type in the weak field limit appropriate for probe processes. Bessel functions are odd and even functions

depending on the integer n . Although the argument of the oscillatory Bessel functions, $\xi = k\Lambda_{\omega,0} \cos(\theta)/\omega$, is important for the parity of the photoelectron, it is suppressed in the following for brevity. The LAP process is *linear* in the XUV field, which makes it easy to interpret interference features as energy-shifted replicas of the elementary photoionization process, $f_{\mathbf{k}}$, for each number of laser interactions, n . We note that the processes of absorption ($n > 0$) and emission ($n < 0$) of laser photons have the same phase factor because $(-i)^{-n} J_{-n} = (-i)^n J_n$. Thus, we have identified an

interaction phase that accumulates with each interaction with the laser field, and the n^{th} LAP process can be written as

$$c_{\mathbf{k}}^{(n)} \approx (-i)^{|n|} J_{|n|} \exp(in\varphi) f_{\mathbf{k}}^{(\text{pump})}, \quad (3)$$

referred to as the “rule of thumb” for ATI, valid in the limit of a small ponderomotive energy.

$$\begin{cases} c_{\mathbf{k}}^{(\text{odd})} &= -J_2 \exp[-i2\varphi] - iJ_1 \exp[-i(\varphi - \delta)] + J_0 - iJ_1 \exp[i(\varphi + \delta)] - J_2 \exp[i2\varphi] \\ c_{\mathbf{k}}^{(\text{even})} &= -J_2 \exp[-i(2\varphi - \delta)] - iJ_1 \exp[-i\varphi] + J_0 \exp[i\delta] - iJ_1 \exp[i\varphi] - J_2 \exp[i(2\varphi + \delta)]. \end{cases} \quad (4)$$

$$(5)$$

This leads to photoelectron peaks that modulate with the CEP as

$$\begin{cases} |c_{\mathbf{k}}^{(\text{odd})}|^2 &= 1 + 2\xi \sin(\delta) \cos(\varphi) + \mathcal{O}(\xi^3) \\ |c_{\mathbf{k}}^{(\text{even})}|^2 &= 1 - 2\xi \sin(\delta) \cos(\varphi) + \mathcal{O}(\xi^3), \end{cases} \quad (6)$$

where $\mathcal{O}(\xi^3)$ indicates a third-order error in the probe field. While the CEP-dependent term vanishes for $\delta = 0$, it is maximal for $\delta = (\frac{1}{2} + N)\pi$, leading to the checkerboard pattern. In agreement with our numerical simulations, presented in Fig. 1 (b), there is no 2ω -modulation term in Eq. (6). The “RABBIT”-term, proposed by Laurent et al. [13], is cancelled out by transitions with two probe photons, which accumulate a π -shift from two interaction phases, relative to the direct path. Thus, the rule of thumb explains the robustness of the checkerboard pattern with substantial increase in laser intensity observed experimentally [13] and that the total probability of even and odd pairs is conserved in the plateau.

In RABBIT experiments [11], photoionization by a comb of odd harmonics is perturbed by a laser field to generate background-free sideband peaks (SB). While the sideband modulation over CEP is the main observable in RABBIT, recent work has also included the CEP-modulation of the odd harmonics (HH) to improve the experimental statistics without any formal justification [33]. Given a sequence of synchronized *odd* harmonics, $f_{\mathbf{k}}^{(\text{odd})} = 1$ and $f_{\mathbf{k}}^{(\text{even})} = 0$, the rule of thumb gives

$$\begin{cases} |c_{\mathbf{k}}^{(\text{SB})}|^2 &= \xi^2 \cos^2(\varphi) + \mathcal{O}(\xi^4) \\ |c_{\mathbf{k}}^{(\text{HH})}|^2 &= 1 - \xi^2 \cos^2(\varphi) + \mathcal{O}(\xi^4). \end{cases} \quad (7)$$

The fact that SB and HH peaks in RABBIT behave in opposite ways with CEP is a phenomenon directly related to multiphoton interaction phase shifts. Eq. (7) also shows that the probability of SB+HH pairs are conserved.

In Fig. 2 (b), we show the result of simulations of the FEL experiment by Maroju et al. [22], where two FEL beams with a photon energy difference of

Eq. (3) is applied for probe-photon processes up to second order, illustrated in Fig. 1 (a), for a plateau of equally strong harmonics, with a phase shift of δ between even and odd harmonics: $f_{\mathbf{k}}^{(\text{odd})} = 1$ and $f_{\mathbf{k}}^{(\text{even})} = \exp[i\delta]$. The transition amplitude for the laser-assisted harmonics are

$\Delta\Omega^{\text{FEL}} = \Omega_{>}^{\text{FEL}} - \Omega_{<}^{\text{FEL}} = 3\omega$ are used to photoionize neon atoms with an assisting laser with photon energy ω . This results in the formation of twin sidebands that are created by exchange of a combination of one and two laser photons, as illustrated in Fig. 2 (a). The “low” (“high”) twin is generated by absorption of one (two) laser photon and emission of two (one) laser photons. In contrast to the above studied experiments, the present result shows a non-trivial CEP-translation. In order to understand the CEP-dependence, we apply the rule of thumb, with $f_{\mathbf{k}}^> = f_{\mathbf{k}}^< = 1$, which leads to

$$\begin{cases} c_{\mathbf{k}}^{(\text{high})} &= -iJ_1 \exp[-i\varphi] - J_2 \exp[i2\varphi] \\ c_{\mathbf{k}}^{(\text{low})} &= -J_2 \exp[-i2\varphi] - iJ_1 \exp[i\varphi]. \end{cases} \quad (8)$$

This shows that the two terms in each amplitude are out of phase by $-\pi/2$ at $\varphi = 0$, due to the different orders of interactions with the laser field. The corresponding probability is

$$\begin{cases} |c_{\mathbf{k}}^{(\text{high})}|^2 &= \frac{\xi^2}{4} + \frac{\xi^3}{8} \sin(3\varphi) + \mathcal{O}(\xi^4) \\ |c_{\mathbf{k}}^{(\text{low})}|^2 &= \frac{\xi^2}{4} - \frac{\xi^3}{8} \sin(3\varphi) + \mathcal{O}(\xi^4), \end{cases} \quad (9)$$

showing that the two sidebands have equal strength for $\varphi = 0$, but then evolve in different ways with CEP. Further, the relative sign of the two terms in Eq. (8) is flipped under a parity transformation due to the properties of the Bessel functions. In this sense Maroju’s experiment is a *higher-order* version of the orbital parity mixing experiment by Laurent et al. [13]. Indeed, in Fig. 2 (c), it is shown that it is possible to perform a parity transformation of the twin peaks by tuning the CEP of the laser field by $\Delta\varphi = 60$ degrees.

Finally, we present in Fig. 3 (b) ATI simulations for the experiment by Zipp et al. [21]. The analysis is limited to KFR, which neglects the rescattering process that contributes to photoelectrons with kinetic energy above $2U_p$, for simplicity. The initial wave packet is here created with a strong 2ω -field (8×10^{13} W/cm²) by the nonlinear ATI-process, rather than the linear photoionization process. Intermediate sidebands (SB) are created by the exchange of ω photons

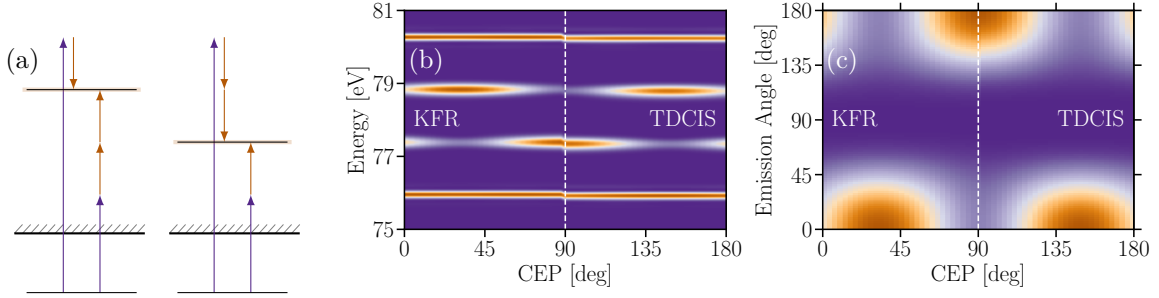


Figure 2. (a) Interactions in the rule of thumb for the twin sideband experiment by Maroju et al. in Ref. [22]. (b) Photoelectron peaks corresponding to FEL-generated harmonics 64 and 67 using KFR and TDCIS in Ne2p. The photoelectrons are measured in the up direction. (c) Yield of the high twin sideband resolved in emission angle, θ , and CEP, φ .

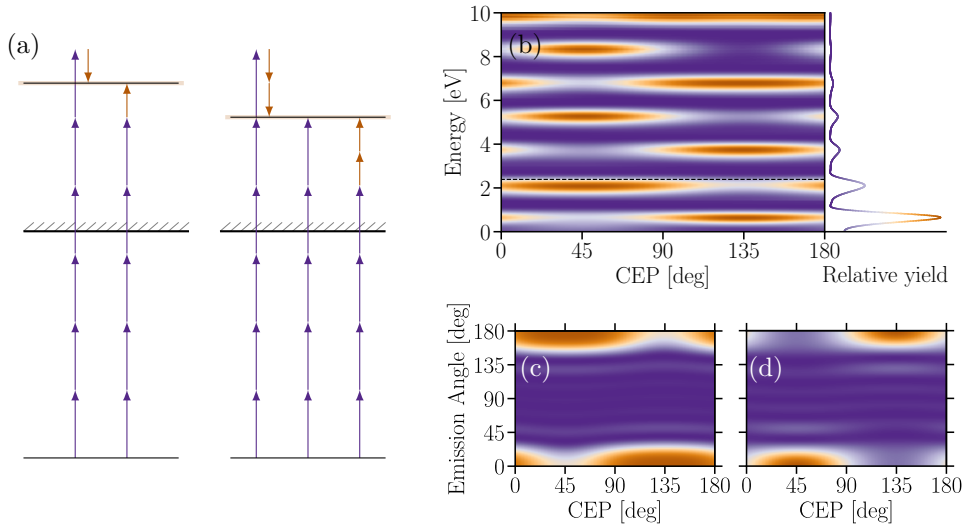


Figure 3. (a) Interactions in the rule of thumb for the $2\omega/\omega$ -ATI experiment by Zipp et al. in Ref. [21]. (b) Photoelectron sideband and ATI peaks in Ne2p measured in the upper z -hemisphere using KFR. $2U_p$ is indicated by the black dashed line. Yield of the (c) third sideband [6.8 eV in (b)] and (d) second ATI peak [5.3 eV in (b)] with resolved in emission angle, θ , and CEP, φ .

from a weaker laser field (4×10^{11} W/cm²), as illustrated in the left diagram of Fig. 3 (a). The ATI peaks are further perturbed by the ω laser field as illustrated in the right diagram of Fig. 3 (a). The data presented in Fig. 3 (b) is normalized to each ATI and SB peak individually. In reality the probability of ATI decreases with increasing order, see the insert in Fig. 3 (b). While there is a great level of similarity between the $2\omega/\omega$ -ATI simulation in Fig. 3 (b) and the RABBIT modulations in Eq. (7), there is a marked difference in the CEP-dependence on the absolute scale by $\Delta\varphi \sim \frac{\pi}{4}$. To understand this numerical result, we turn to the rule of thumb. In ATI, interaction phases will accumulate with the number of laser photons absorbed to reach the final state. This can be modelled by a shift of $-\frac{\pi}{2}$ of the higher ATI peak as compared to the lower adjacent ATI peak. Following similar steps as for RABBIT, we obtain for photoelec-

trons in the up direction

$$\begin{cases} |c_{\mathbf{k}}^{(\text{SB})}|^2 &= \xi^2 \cos^2\left(\frac{\pi}{4} + \varphi\right) + \mathcal{O}(\xi^4) \\ |c_{\mathbf{k}}^{(\text{ATI})}|^2 &= 1 - \xi^2 \cos^2\left(\frac{\pi}{4} + \varphi\right) + \mathcal{O}(\xi^4), \end{cases} \quad (10)$$

in excellent agreement with Fig. 3(b). In Fig. 3 (c,d) we show a sideband and an ATI peak resolved over CEP and emission angle. These angle-resolved ATI distributions are explained by the parity properties of the 2ω -ATI peaks: $f_{\mathbf{k}}^{(\text{ATI})} \propto (-i)^m J_m$, where m is the number of 2ω photons absorbed. Lastly, the relative phase shift between odd and even orders of HHG from an $\omega/2\omega$ field [13] can be interpreted analogously as an interaction phase on HHG process by the perturbative 2ω field. The associated interference effects have already been discussed in Ref. [6].

In this Letter we have studied theoretically the interpretation of quantum dynamics in a range of recent attosecond experiments that rely on weak probe laser beams and introduced the concept of *interaction phases* that accumulate with each laser interac-

tion. We have found that RABBIT sidebands are exceptional, as they are *not* affected by such interaction phase shifts. In contrast, experiments with an unbalanced number of photons may suffer from substantial CEP-shifts. We have identified such effects in LAP by *ab initio* simulation of the checkerboard structure reported by Laurent et al. [13], and of the FEL experiment reported by Maroju et al. [22]. Finally, we have shown that interaction phases can be used to interpret the action of a probe field on strong-field processes, such as $\omega/2\omega$ -HHG [13] and $2\omega/\omega$ -ATI [21]. In the former case, the interaction with a probe field leads to a phase shift between odd and even harmonics of $\pi/2$, while in the latter case, the accumulated interactions in 2ω -ATI lead to a CEP-shift of $\pi/4$, relative to a synchronized RABBIT experiment. In addition to these interaction phases, which are

derivable from the strong-field approximation, energy-dependent phases, such as scattering phases [31] and continuum–continuum phases [12, 14, 34], must also be considered to obtain attosecond precision in experiments. This opens up a call for investigations of CEP effects on an *absolute* scale, relative to known reference experiments.

Acknowledgement

JMD acknowledges support from the Swedish Research Council: 2018-03845, the Swedish Foundations' Starting Grant by the Olle Engkvist's Foundation: Grant No. 194-0734 and the Knut and Alice Wallenberg Foundation: Grant No. 2017.0104. We thank Stefanos Carlström for fruitful discussions.

-
- [1] Raoul Zerne, Carlo Altucci, Marco Bellini, Mette B. Gaarde, T. W. Hänsch, Anne L'Huillier, Claire Lyngå, and C.-G. Wahlström. Phase-locked high-order harmonic sources. *Phys. Rev. Lett.*, 79:1006–1009, Aug 1997.
 - [2] Xibin Zhou, Robynne Lock, Wen Li, Nick Wagner, Margaret M. Murnane, and Henry C. Kapteyn. Molecular recollision interferometry in high harmonic generation. *Phys. Rev. Lett.*, 100:073902, Feb 2008.
 - [3] Olga Smirnova, Yann Mairesse, Serguei Patchkovskii, Nirit Dudovich, David Villeneuve, Paul Corkum, and Misha Yu. Ivanov. High harmonic interferometry of multi-electron dynamics in molecules. *Nature*, 460(7258):972–977, Aug 2009.
 - [4] Kyung Taec Kim, D. M. Villeneuve, and P. B. Corkum. Manipulating quantum paths for novel attosecond measurement methods. *Nature Photonics*, 8(3):187–194, Mar 2014.
 - [5] N. Dudovich, O. Smirnova, J. Levesque, Y. Mairesse, M. Yu Ivanov, D. M. Villeneuve, and P. B. Corkum. Measuring and controlling the birth of attosecond XUV pulses. *Nature Phys.*, 2(11):781–786, November 2006. Number: 11 Publisher: Nature Publishing Group.
 - [6] J M Dahlström, A L'Huillier, and J Mauritsson. Quantum mechanical approach to probing the birth of attosecond pulses using a two-colour field. *Journal of Physics B: Atomic, Molecular and Optical Physics*, 44(9):095602, 2011.
 - [7] Dror Shafir, Hadas Soifer, Barry D. Bruner, Michal Dagan, Yann Mairesse, Serguei Patchkovskii, Misha Yu. Ivanov, Olga Smirnova, and Nirit Dudovich. Resolving the time when an electron exits a tunnelling barrier. *Nature*, 485:343–346, May 2012.
 - [8] O. Pedatzur, G. Orenstein, V. Serbinnenko, H. Soifer, B. D. Bruner, A. J. Uzan, D. S. Brambila, A. G. Harvey, L. Torlina, F. Morales, O. Smirnova, and N. Dudovich. Attosecond tunnelling interferometry. *Nature Physics*, 11(10):815–819, Oct 2015.
 - [9] Ayelet J. Uzan, Hadas Soifer, Oren Pedatzur, Alex Clergerie, Sylvain Larroque, Barry D. Bruner, Bernard Pons, Misha Ivanov, Olga Smirnova, and Nirit Dudovich. Spatial molecular interferometry via multidimensional high-harmonic spectroscopy. *Nature Photonics*, 14(3):188–194, Mar 2020.
 - [10] G Vampa and T Brabec. Merge of high harmonic generation from gases and solids and its implications for attosecond science. *Journal of Physics B: Atomic, Molecular and Optical Physics*, 50(8):083001, mar 2017.
 - [11] P. M. Paul, E. S. Toma, P. Breger, G. Mullot, F. Augé, Ph. Balcou, H. G. Muller, and P. Agostini. Observation of a train of attosecond pulses from high harmonic generation. *Science*, 292(5522):1689–1692, 2001.
 - [12] K. Klünder, J. M. Dahlström, M. Gisselbrecht, T. Fordell, M. Swoboda, D. Guénot, P. Johnsson, J. Caillat, J. Mauritsson, A. Maquet, R. Taïeb, and A. L'Huillier. Probing single-photon ionization on the attosecond time scale. *Phys. Rev. Lett.*, 106:143002, 2011.
 - [13] G. Laurent, W. Cao, H. Li, Z. Wang, I. Ben-Itzhak, and C. L. Cocke. Attosecond control of orbital parity mix interferences and the relative phase of even and odd harmonics in an attosecond pulse train. *Phys. Rev. Lett.*, 109:083001, 2012.
 - [14] J.M. Dahlström, D. Guénot, K. Klünder, M. Gisselbrecht, J. Mauritsson, A. L'Huillier, A. Maquet, and R. Taïeb. Theory of attosecond delays in laser-assisted photoionization. *Chemical Physics*, 414(0):53 – 64, 2013.
 - [15] Renate Pazourek, Stefan Nagele, and Joachim Burgdörfer. Attosecond chronoscopy of photoemission. *Rev. Mod. Phys.*, 87:765–802, Aug 2015.
 - [16] Jérémie Caillat, Alfred Maquet, Stefan Haessler, Baptiste Fabre, Thierry Ruchon, Pascal Salières, Yann Mairesse, and Richard Taïeb. Attosecond resolved electron release in two-color near-threshold photoionization of n2. *Phys. Rev. Lett.*, 106:093002, 2011.
 - [17] M. Swoboda, T. Fordell, K. Klünder, J. M. Dahlström, M. Miranda, C. Buth, K. J. Schafer, J. Mauritsson, A. L'Huillier, and M. Gisselbrecht. Phase measurement of resonant two-photon ionization in helium. *Phys. Rev. Lett.*, 104:103003, 2010.
 - [18] Alvaro Jimenez-Galan, Luca Argenti, and Fernando Martin. Modulation of attosecond beating in resonant two-photon ionization. *Phys. Rev. Lett.*, 113:263001, 2014.

- [19] M. Kotur, D. Guénot, Á Jiménez-Galán, D. Kroon, E. W. Larsen, M. Louisy, S. Bengtsson, M. Miranda, J. Mauritsson, C. L. Arnold, S. E. Canton, T. Gisselbrecht, M. and Carrette, J. M. Dahlström, E. Lindroth, A. Maquet, L. Argenti, F. Martín, and A. L’Huillier. Spectral phase measurement of a fano resonance using tunable attosecond pulses. *Nature Communications*, 7:10566, 2016.
- [20] Lou Barreau, C. Leon M. Petersson, Markus Klinker, Antoine Camper, Carlos Marante, Timothy Gorman, Dietrich Kieseewetter, Luca Argenti, Pierre Agostini, Jesús González-Vázquez, Pascal Salières, Louis F. DiMauro, and Fernando Martín. Disentangling spectral phases of interfering autoionizing states from attosecond interferometric measurements. *Phys. Rev. Lett.*, 122:253203, Jun 2019.
- [21] Lucas J. Zipp, Adi Natan, and Philip H. Bucksbaum. Probing electron delays in above-threshold ionization. *Optica*, [1]([6]), November 2014. Institution: SLAC National Accelerator Lab., Menlo Park, CA (United States) Publisher: Optical Society of America.
- [22] Praveen Kumar Maraju, Cesare Grazioli, Michele Di Fraia, Matteo Moiola, Dominik Ertel, Hamed Ahmadi, Oksana Plekan, Paola Finetti, Enrico Allaria, Luca Giannessi, Giovanni De Ninno, Carlo Spezzani, Giuseppe Penco, Simone Spampinati, Alexander Demidovich, Miltcho B. Danailov, Roberto Borghes, George Kourousias, Carlos Eduardo Sanches Dos Reis, Fulvio Billé, Alberto A. Lutman, Richard J. Squibb, Raimund Feifel, Paolo Carpeggiani, Maurizio Reduzzi, Tommaso Mazza, Michael Meyer, Samuel Bengtsson, Neven Ibrakovic, Emma Rose Simpson, Johan Mauritsson, Tamás Csizmadia, Mathieu Dumergue, Sergei Kühn, Harshitha Nandiga Gopalakrishna, Daehyun You, Kiyoshi Ueda, Marie Labeye, Jens Egebjerg Bækthøj, Kenneth J. Schafer, Elena V. Gryzlova, Alexei N. Grum-Grzhimailo, Kevin C. Prince, Carlo Callegari, and Giuseppe Sansone. Attosecond pulse shaping using a seeded free-electron laser. *Nature*, 578(7795):386–391, February 2020.
- [23] Daehyun You, Kiyoshi Ueda, Elena V. Gryzlova, Alexei N. Grum-Grzhimailo, Maria M. Popova, Ekaterina I. Staroselskaya, Oynbileg Tugs, Yuki Orimo, Takeshi Sato, Kenichi L. Ishikawa, Paolo Antonio Carpeggiani, Tamás Csizmadia, Miklós Füle, Giuseppe Sansone, Praveen Kumar Maraju, Alessandro D’Elia, Tommaso Mazza, Michael Meyer, Carlo Callegari, Michele Di Fraia, Oksana Plekan, Robert Richter, Luca Giannessi, Enrico Allaria, Giovanni De Ninno, Mauro Trovò, Laura Badano, Bruno Diviacco, Giulio Gaio, David Gauthier, Najmeh Miran, Giuseppe Penco, Primož Rebernik Ribič, Simone Spampinati, Carlo Spezzani, and Kevin C. Prince. New Method for Measuring Angle-Resolved Phases in Photoemission. *Phys. Rev. X*, 10(3):031070, September 2020. Publisher: American Physical Society.
- [24] Nina Rohringer, Ariel Gordon, and Robin Santra. Configuration-interaction-based time-dependent orbital approach for ab initio treatment of electronic dynamics in a strong optical laser field. *Phys. Rev. A*, 74(4):043420, October 2006.
- [25] Loren Greenman, Phay J. Ho, Stefan Pabst, Eugene Kamarchik, David A. Mazziotti, and Robin Santra. Implementation of the time-dependent configuration-interaction singles method for atomic strong-field processes. *Phys. Rev. A*, 82:023406, 2010.
- [26] Liang Tao and Armin Scrinzi. Photo-electron momentum spectra from minimal volumes: the time-dependent surface flux method. *New Journal of Physics*, 14:013021, January 2012.
- [27] Leonid V. Keldysh. Ionization in the field of a strong electromagnetic wave. *Sov. Phys. JETP*, 20(5), May 1965.
- [28] F. H. M. Faisal. Multiple absorption of laser photons by atoms. *J. Phys. B: At. Mol. Phys.*, 6(4):L89–L92, April 1973. Publisher: IOP Publishing.
- [29] Howard R. Reiss. Effect of an intense electromagnetic field on a weakly bound system. *Phys. Rev. A*, 22(5):1786–1813, November 1980. Publisher: American Physical Society.
- [30] J. Mauritsson, P. Johnsson, E. Gustafsson, A. L’Huillier, K. J. Schafer, and M. B. Gaarde. Attosecond pulse trains generated using two color laser fields. *Phys. Rev. Lett.*, 97:013001, 2006.
- [31] A. F. Starace. Theory of Atomic Photoionization. *Handbuch der Physik*, 6:1, 1982.
- [32] Markus Kitzler, Nenad Milosevic, Armin Scrinzi, Ferenc Krausz, and Thomas Brabec. Quantum Theory of Attosecond XUV Pulse Measurement by Laser Dressed Photoionization. *Phys. Rev. Lett.*, 88(17):173904, April 2002. Publisher: American Physical Society.
- [33] M. Isinger, R. J. Squibb, D. Busto, S. Zhong, A. Harth, D. Kroon, S. Nandi, C. L. Arnold, M. Miranda, J. M. Dahlström, E. Lindroth, R. Feifel, M. Gisselbrecht, and A. L’Huillier. Photoionization in the time and frequency domain. *Science*, 358(6365):893–896, 2017.
- [34] Jaco Fuchs, Nicolas Douguet, Stefan Donsa, Fernando Martin, Joachim Burgdörfer, Luca Argenti, Laura Cattaneo, and Ursula Keller. Time delays from one-photon transitions in the continuum. *Optica*, 7(2):154–161, Feb 2020.