

A deflection angle of a light ray reflected by a general marginally unstable photon sphere in a strong deflection limit

Naoki Tsukamoto^{1*}

¹*Department of General Science and Education,
National Institute of Technology,
Hachinohe College, Aomori 039-1192, Japan*

We investigate the deflection angle in a strong deflection limit for a marginally unstable photon sphere in a general asymptotically flat, static and spherically symmetric spacetime under some assumptions to calculate observables. The deflection angle of a light ray reflected by the marginally unstable photon sphere diverges nonlogarithmically while the one reflected by a photon sphere diverges logarithmically. We apply our formula to a Reissner-Nordström spacetime and Hayward spacetime.

I. INTRODUCTION

Recently, the direct detection of gravitational waves emitted by black holes has been reported by LIGO and VIRGO Collaborations [1, 2] and the detection of shadow of black hole candidate at center of a giant elliptical galaxy M87 has been reported by Event Horizon Telescope Collaboration [3]. From further observations, we will check more details of physics in strong gravitational fields in nature.

Static, spherically symmetric spacetimes, which describe strong gravitational fields caused by compact objects, have circular photon orbits and the set of the photon orbits is called photon (antiphoton) sphere if it is unstable (stable) [4]. The property of the (anti)photon sphere such as the upper bound of the radius [5] and number [6] has been investigated since the (anti)photon sphere is related in phenomena in the strong gravitational field such as the high-frequency behavior of the photon absorption cross section [7, 8], stability of thin-shell wormholes [9, 10], the high-frequency spectrum of quasinormal modes of compact objects [11–13], a centrifugal force and gyroscopic precession [14–17], Bondi's sonic horizon of a radial fluid [18–23], and an apparent shape during a collapsing star to be a black hole [24–26]. Extensions and alternatives of the photon sphere have been investigated [27–39] and instability of the compact objects caused by the slow decay of linear waves near stable photon rings has been considered [40–42].

Gravitational lensing not only in weak gravitational fields [43, 44] but also in the strong gravitational field has been investigated eagerly. Infinite number of dim images of light rays reflected by the photon sphere have been investigated many times [45–61], which are named relativistic images in Ref. [52], to get the information of compact objects with the strong gravitational fields.

In 2002, Bozza has investigated a semi-analytic formula to calculate the deflection angle of light rays re-

flected by a photon sphere, its image angle, and magnification in a general asymptotically flat, static and spherically symmetric spacetime [54]. The deflection angle of the light, in a strong deflection limit $b \rightarrow b_m$, where b and b_m are the impact parameter and the critical impact parameter of the light, respectively, is given by

$$\alpha_{\text{def}} = -\bar{a} \log \left(\frac{b}{b_m} - 1 \right) + \bar{b} + O \left(\left(\frac{b}{b_m} - 1 \right) \log \left(\frac{b}{b_m} - 1 \right) \right), \quad (1.1)$$

where \bar{a} and \bar{b} are parameters. The formalism in the strong deflection limit has been extended by several authors [59, 62–78]. Relationships between the strong deflection limit, quasinormal modes [79], and high-energy absorption cross section [80] have been investigated.

On this paper, we construct the deflection angle in the strong deflection limit for a marginally unstable photon sphere in a general asymptotically flat, static and spherically symmetric spacetime under some assumptions. In the marginally unstable photon sphere case, Eq. (1.1) is not suitable because the parameter \bar{a} diverges. We show that the deflection angle $\alpha_{\text{def}}(b)$ is given by

$$\alpha_{\text{def}}(b) = \frac{\bar{c}}{\left(\frac{b}{b_m} - 1 \right)^{\frac{1}{6}}} + \bar{d} + O \left(\left(\frac{b}{b_m} - 1 \right)^{\frac{1}{6}} \right), \quad (1.2)$$

where \bar{c} and \bar{d} are constant. We apply the formula to the Reissner-Nordström spacetime and Hayward spacetime [81].

Very recently, the deflection angle of a light reflected by a marginally unstable photon sphere at a wormhole throat in the Damour-Solodukhin wormhole spacetime [82–86] in the strong deflection limit has been obtained as, in Ref. [87],

$$\alpha_{\text{def}}(b) = \frac{\bar{c}_{[87]}}{\left(\frac{b}{b_m} - 1 \right)^{\frac{1}{4}}} + \bar{d}_{[87]} + O \left(\left(\frac{b}{b_m} - 1 \right)^{\frac{3}{4}} \right), \quad (1.3)$$

where $\bar{c}_{[87]}$ and $\bar{d}_{[87]}$ are constant, and the deflection angle of a light ray in a spacetime with naked singularity, which

* tsukamoto@rikkyo.ac.jp

is suggested by Joshi *et al.* [88], has been obtained as, in Ref. [89],

$$\alpha_{\text{def}}(b) = \frac{\bar{c}_{[89]}}{\left(\frac{b}{b_{\text{cr}}} - 1\right)^{\frac{3}{2}}} + \bar{d}_{[89]} + O\left(\left(\frac{b}{b_{\text{cr}}} - 1\right)\right), \quad (1.4)$$

where $\bar{c}_{[89]}$, $\bar{d}_{[89]}$, and b_{cr} are constant. We notice that results on this paper are compatible with ones in Refs. [87, 89] since the spacetimes are not satisfied our assumptions. Note that we cannot apply our formula to light rays near a marginally unstable photon sphere if the marginally unstable photon sphere is correspond to a wormhole throat.

This paper is organized as follows. In Sec. II, we investigate the deflection angle of a light in a general asymptotically flat, static and spherically symmetric spacetime with a marginally unstable photon sphere in the strong deflection limit under some assumptions. In Sec. III, we obtain a formula of observables in the strong deflection limit. We apply the formula to a Reissner-Nordström spacetime and Hayward spacetime in Sec. IV and we discuss and summarize our result in Sec. V. On this paper we use the units in which a light speed and Newton's constant are unity.

II. DEFLECTION ANGLE IN THE STRONG DEFLECTION ANGLE

The line element of an asymptotically flat, static and spherically symmetric spacetime is given by

$$ds^2 = -A(r)dt^2 + B(r)dr^2 + C(r)(d\vartheta^2 + \sin^2\vartheta d\varphi^2), \quad (2.1)$$

where an asymptotically flat condition

$$\lim_{r \rightarrow \infty} A(r) = \lim_{r \rightarrow \infty} B(r) = 1, \quad (2.2)$$

$$\lim_{r \rightarrow \infty} C(r) = r^2 \quad (2.3)$$

is assumed. We assume an marginal unstable photon sphere at $r = r_m$, which satisfies

$$D_m = D'_m = 0, \quad (2.4)$$

$$D''_m = \frac{C'''_m}{C_m} - \frac{A'''_m}{A_m} > 0, \quad (2.5)$$

where

$$D(r) \equiv \frac{C'}{C} - \frac{A'}{A}, \quad (2.6)$$

and where $'$ denotes a differentiation with respect to r . Here D'_m is given by

$$D'_m = \frac{C''_m}{C_m} - \frac{A''_m}{A_m} = 0. \quad (2.7)$$

Here and hereafter, a function with the subtract m denotes the function at $r = r_m$. We also assume that $r = r_m$ is the largest positive solution of $D(r) = 0$ and

$A(r)$, $B(r)$, and $C(r)$ are positive and finite in a domain $r \geq r_m$. Time translational and axial Killing vectors $t^\mu \partial_\mu = \partial_t$ and $\varphi^\mu \partial_\mu = \partial_\varphi$ exist because of stationarity and axial symmetry, respectively.

By using the wave number of a photon $k^\mu \equiv \dot{x}^\mu$, where x^μ is the coordinates and where $'$ denotes a differentiation with respect to an affine parameter along a trajectory of a light ray, the trajectory of the light ray is described by $k^\mu k_\mu = 0$. We assume $\vartheta = \pi/2$ without loss of generality because of spherical symmetry. The trajectory of the light is rewritten as

$$-A(r)\dot{t}^2 + B(r)\dot{r}^2 + C(r)\dot{\varphi}^2 = 0. \quad (2.8)$$

By using an effective potential

$$V(r) \equiv -\frac{L^2 F(r)}{B(r)C(r)}, \quad (2.9)$$

where $F(r)$ is defined by

$$F(r) \equiv \frac{C(r)}{A(r)b^2} - 1, \quad (2.10)$$

$b \equiv L/E$ is the impact parameter of the light, and where $E \equiv -g_{\mu\nu}t^\mu k^\nu$ and $L \equiv g_{\mu\nu}\varphi^\mu k^\nu$ are the conserved energy and angular momentum of the light, respectively, the trajectory of the light is expressed by

$$\dot{r}^2 + V(r) = 0. \quad (2.11)$$

For simplicity, we concentrate on the positive impact parameter $b > 0$.¹ The light can be in a region with $V(r) \leq 0$. From Eqs. (2.2) and (2.3), we obtain $\lim_{r \rightarrow \infty} V(r) = E^2 > 0$. Thus, the light can be at a spatial infinity. The first, second, and third derivatives of $V(r)$ with respect to r are given by

$$V' = -\frac{L^2}{BC} \left(FG + \frac{CD}{Ab^2} \right), \quad (2.12)$$

$$V'' = \frac{L^2}{BC} \left[F(G^2 - G') - \frac{C(D^2 + D')}{Ab^2} \right], \quad (2.13)$$

and

$$V''' = \frac{L^2}{BC} \left[F(-G^3 + 3GG' - G'') + \frac{CD(-D^2 + DG - 3D' + G^2 - G')}{Ab^2} + \frac{C(D'G - D'')}{Ab^2} \right], \quad (2.14)$$

respectively, where $G = G(r)$ is defined by

$$G(r) \equiv \frac{B'}{B} + \frac{C'}{C} \quad (2.15)$$

¹ Given the position of a point source, the lensed images with negative impact parameters can also be formed in the static, spherical symmetric spacetime. See Sec. V.

and we have used a relation

$$F' = \frac{CD}{Ab^2}. \quad (2.16)$$

We assume that the light ray comes from the spatial infinity, it is reflected at a closest distance $r = r_0$ from a lensing object, and it goes to the spatial infinity. Note that

$$\dot{r}_0 \equiv \dot{r}|_{r=r_0} = 0, \quad (2.17)$$

$$V_0 \equiv V(r_0) = 0, \quad (2.18)$$

$$F_0 \equiv F(r_0) = 0 \quad (2.19)$$

at the closest distance $r = r_0$. Here and hereafter, a function with the subtract 0 denotes the function at the closest distance $r = r_0$. From Eq. (2.8), we obtain

$$A_0 \dot{t}_0^2 = C_0 \dot{\varphi}_0^2. \quad (2.20)$$

From Eq. (2.20), the impact factor is expressed as

$$b(r_0) = \frac{L}{E} = \frac{C_0 \dot{\varphi}_0}{A_0 \dot{t}_0} = \sqrt{\frac{C_0}{A_0}} \quad (2.21)$$

since it is constant along the trajectory of the light. Recall that we have assumed that the impact parameter is positive.

We name a limit $r_0 \rightarrow r_m$ or $b \rightarrow b_m$ strong deflection limit, where b_m is the critical impact parameter of the light ray defined as

$$b_m \equiv \sqrt{\frac{C_m}{A_m}}. \quad (2.22)$$

In the strong deflection limit to the marginal unstable photon sphere $r_0 \rightarrow r_m$ or $b \rightarrow b_m$, we obtain

$$\lim_{r_0 \rightarrow r_m} V'_0 = 0, \quad (2.23)$$

$$\lim_{r_0 \rightarrow r_m} V''_0 = 0, \quad (2.24)$$

$$\lim_{r_0 \rightarrow r_m} V'''_0 = -\frac{L^2 D_m''}{B_m C_m} < 0. \quad (2.25)$$

We can rewrite the trajectory equation as

$$\left(\frac{dr}{d\varphi}\right)^2 = \frac{CF}{B} \quad (2.26)$$

and we obtain the deflection angle $\alpha_{\text{def}}(r_0)$ of the light as

$$\alpha_{\text{def}}(r_0) \equiv I_0 - \pi, \quad (2.27)$$

where $I_0 = I(r_0)$ is defined by

$$I_0 \equiv 2 \int_{r_0}^{\infty} \frac{dr}{\sqrt{\frac{CF}{B}}}. \quad (2.28)$$

We introduce a variable ²

$$z \equiv 1 - \frac{r_0}{r} \quad (2.30)$$

and rewrite I_0 as

$$I_0 = \int_0^1 f(z, r_0) dz, \quad (2.31)$$

where $f(z, r_0)$ is defined as

$$f(z, r_0) \equiv \frac{2r_0}{\sqrt{H(z, r_0)}}, \quad (2.32)$$

and where $H(z, r_0)$ is defined by

$$H(z, r_0) \equiv \frac{CF}{B}(1-z)^4. \quad (2.33)$$

By using the expansion of F in the power of z

$$\begin{aligned} F = D_0 r_0 z &+ \left[\frac{r_0^2}{2} \left(\frac{C_0''}{C_0} - \frac{A_0''}{A_0} \right) + \left(1 - \frac{A_0' r_0}{A_0} \right) D_0 r_0 \right] z^2 \\ &+ \left[D_0 r_0 \left(1 - \frac{2r_0 A_0'}{A_0} + \frac{r_0^2 A_0'^2}{A_0^2} - \frac{r_0^2 A_0''}{2A_0} \right) \right. \\ &+ \left(\frac{C_0''}{C_0} - \frac{A_0''}{A_0} \right) r_0^2 \left(1 - \frac{r_0 A_0'}{2A_0} \right) \\ &\left. + \frac{r_0^3}{6} \left(\frac{C_0'''}{C_0} - \frac{A_0'''}{A_0} \right) \right] z^3 + O(z^4), \end{aligned} \quad (2.34)$$

the expansion of $H(z, r_0)$ in the power of z is obtained as

$$H(z, r_0) = \sum_{n=1}^{\infty} c_n(r_0) z^n, \quad (2.35)$$

where $c_1(r_0)$, $c_2(r_0)$, and $c_3(r_0)$ are given by

$$c_1(r_0) = \frac{C_0 D_0 r_0}{B_0}, \quad (2.36)$$

$$c_2(r_0) = \frac{C_0}{B_0} \left[\frac{r_0^2}{2} \left(\frac{C_0''}{C_0} - \frac{A_0''}{A_0} \right) - \left(3 + \frac{A_0' r_0}{A_0} \right) D_0 r_0 \right], \quad (2.37)$$

and

$$\begin{aligned} c_3(r_0) = \frac{C_0}{B_0} &\left[D_0 r_0 \left(3 + \frac{2r_0 A_0'}{A_0} + \frac{r_0^2 A_0'^2}{A_0^2} - \frac{r_0^2 A_0''}{2A_0} \right) \right. \\ &- \left(\frac{C_0''}{C_0} - \frac{A_0''}{A_0} \right) r_0^2 \left(1 + \frac{r_0 A_0'}{2A_0} \right) \\ &\left. + \frac{r_0^3}{6} \left(\frac{C_0'''}{C_0} - \frac{A_0'''}{A_0} \right) \right], \end{aligned} \quad (2.38)$$

² Bozza defined a variable $z_{[54]}$ as

$$z_{[54]} \equiv \frac{A - A_0}{1 - A_0} \quad (2.29)$$

in Ref. [54]. See Refs. [72, 75] for the discussion on the variable.

respectively.³ In the strong deflection limit $r_0 \rightarrow r_m$, $c_1(r_0)$, $c_2(r_0)$, and $c_3(r_0)$ become

$$c_{1m} = c_{2m} = 0 \quad (2.39)$$

and

$$c_{3m} = \frac{C_m}{6b_m} D_m'' r_m^3 \quad (2.40)$$

and $H(z, r_0)$ becomes

$$H(z, r_m) = c_{3m} z^3 + O(z^4). \quad (2.41)$$

Therefore, $f(z, r_0)$ diverges with the leading order of $z^{-\frac{3}{2}}$ and I_0 diverges with $z^{-\frac{1}{2}}$ in the strong deflection limit $r_0 \rightarrow r_m$.

We separate I_0 into a divergence part

$$\begin{aligned} I_D &\equiv \int_0^1 f_D(z, r_m) dz \\ &= \frac{4r_m}{\sqrt{c_{3m}}} \frac{1}{\sqrt{\frac{r_0}{r_m} - 1}} - \frac{4r_m}{\sqrt{c_{3m}}} + O\left(\sqrt{\frac{r_0}{r_m} - 1}\right), \end{aligned} \quad (2.42)$$

where $f_D(z, r_m)$ is defined as

$$\begin{aligned} f_D(z, r_m) &\equiv \frac{2r_m}{\sqrt{c_{1m}z + c_{2m}z^2 + c_{3m}z^3}} \\ &= \frac{2r_m}{\sqrt{c_{3m}z^3}}, \end{aligned} \quad (2.43)$$

and a regular part

$$I_R(r_0) \equiv \int_0^1 f_R(z, r_0) dz, \quad (2.44)$$

where f_R is defined as

$$f_R(z, r_0) \equiv f(z, r_0) - f_D(z, r_m). \quad (2.45)$$

The regular part I_R is expanded in the power of $r_0 - r_m$ as

$$I_R(r_0) = \sum_{j=0}^{\infty} \frac{1}{j!} (r_0 - r_m)^j \int_0^1 \frac{\partial^j f_R}{\partial r_0^j} \Big|_{r_0=r_m} dz \quad (2.46)$$

and we are interested in the term of $j = 0$ given by

$$I_R(r_0) = \int_0^1 f_R(z, r_m) dz + O\left(\sqrt{\frac{r_0}{r_m} - 1}\right). \quad (2.47)$$

By using an equation

$$b = b_m + \frac{b_m D_m''}{12} (r_0 - r_m)^3 + O\left((r_0 - r_m)^4\right), \quad (2.48)$$

I_D is rewritten as

$$\begin{aligned} I_D(b) &= \frac{2^{\frac{13}{6}} 3^{\frac{1}{3}} b_m^{\frac{1}{2}}}{C_m^{\frac{1}{2}} D_m''^{\frac{1}{3}} \left(\frac{b}{b_m} - 1\right)^{\frac{1}{6}}} - 4 \sqrt{\frac{6b_m}{C_m D_m'' r_m}} \\ &\quad + O\left(\left(\frac{b}{b_m} - 1\right)^{\frac{1}{6}}\right). \end{aligned} \quad (2.49)$$

Therefore, we obtain the deflection angle $\alpha_{\text{def}}(b)$ as

$$\alpha_{\text{def}}(b) = \frac{\bar{c}}{\left(\frac{b}{b_m} - 1\right)^{\frac{1}{6}}} + \bar{d} + O\left(\left(\frac{b}{b_m} - 1\right)^{\frac{1}{6}}\right), \quad (2.50)$$

where

$$\bar{c} = \frac{2^{\frac{13}{6}} 3^{\frac{1}{3}} b_m^{\frac{1}{2}}}{C_m^{\frac{1}{2}} D_m''^{\frac{1}{3}}}, \quad (2.51)$$

$$\bar{d} = -4 \sqrt{\frac{6b_m}{C_m D_m'' r_m}} + I_R - \pi. \quad (2.52)$$

III. OBSERVABLES IN THE STRONG DEFLECTION LIMIT

We consider that a light ray with an impact parameter b is emitted by a source S with a source angle ϕ and that it is reflected by a lens L with an effective deflection angle

$$\bar{\alpha}_{\text{def}} \equiv \alpha_{\text{def}} \pmod{2\pi} \quad (3.1)$$

to reach into an observer O. A relation between a deflection angle α_{def} and the effective deflection angle $\bar{\alpha}_{\text{def}}$ can be expressed by

$$\alpha_{\text{def}} = \bar{\alpha}_{\text{def}} + 2\pi n, \quad (3.2)$$

where n is the winding number of the light ray. The observer O observes an image I with an image angle θ . See Figure 1 for a lens configuration. We assume a small angle lens equation [90]

$$D_{\text{LS}} \bar{\alpha}_{\text{def}} = D_{\text{OS}}(\theta - \phi), \quad (3.3)$$

where D_{LS} and D_{OS} are angular distances between the lens L and the source S and between the observer O and the source S, respectively. We have assumed that all the angles $\bar{\alpha}_{\text{def}}, \theta, \phi \ll 1$. The impact parameter b is described by

$$b = \theta D_{\text{OL}}, \quad (3.4)$$

where $D_{\text{OL}} = D_{\text{OS}} - D_{\text{LS}}$ is an angular distance between the observer O and the lens L. The deflection angle is rewritten as

$$\alpha_{\text{def}}(\theta) = \frac{\bar{c}}{\left(\frac{\theta}{\theta_{\infty}} - 1\right)^{\frac{1}{6}}} + \bar{d} + O\left(\left(\frac{\theta}{\theta_{\infty}} - 1\right)^{\frac{1}{6}}\right), \quad (3.5)$$

³ The expansions of a function $J(r)$ and its inverse $1/J(r)$ in the power of z are shown in Appendix A.

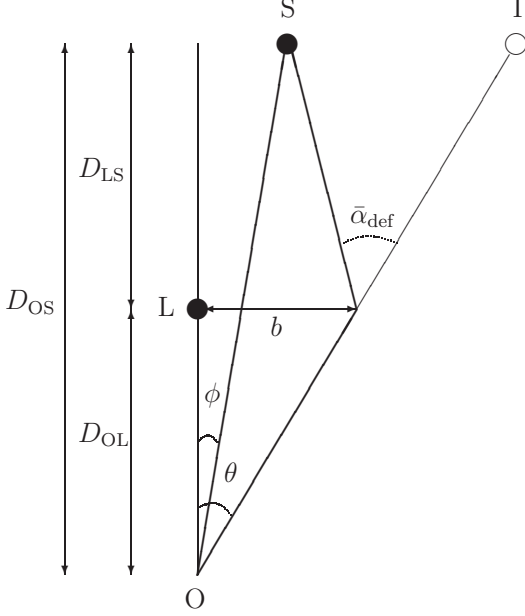


FIG. 1. Lens configuration. A light with an impact parameter b is emitted by a source S with a source angle ϕ and it is reflected by a lens L with an effective deflection angle $\bar{\alpha}_{\text{def}}$ to reach into an observer O . The observer O sees image I with an image angle θ . D_{OS} , D_{LS} , and D_{OL} are distances between the observer O and the source S , between the lens L and the source S , and between the observer O and the lens L , respectively.

where $\theta_\infty \equiv b_m/D_{\text{OL}}$.

We define θ_n^0 as, for $n \geq 1$,

$$\alpha_{\text{def}}(\theta_n^0) = 2\pi n. \quad (3.6)$$

From Eqs. (3.5) and (3.6), we get

$$\theta_n^0 = \left[1 + \left(\frac{\bar{c}}{2\pi n - \bar{d}} \right)^6 \right] \theta_\infty. \quad (3.7)$$

The deflection angle $\alpha_{\text{def}}(\theta)$ can be expanded around $\theta = \theta_n^0$ as

$$\begin{aligned} \alpha_{\text{def}}(\theta) &= \alpha_{\text{def}}(\theta_n^0) + \left. \frac{d\alpha_{\text{def}}}{d\theta} \right|_{\theta=\theta_n^0} (\theta - \theta_n^0) \\ &+ O\left((\theta - \theta_n^0)^2\right), \end{aligned} \quad (3.8)$$

where, from Eq. (3.5),

$$\left. \frac{d\alpha_{\text{def}}}{d\theta} \right|_{\theta=\theta_n^0} = -\frac{\bar{c}}{6\theta_\infty} \left(\frac{\theta_n^0}{\theta_\infty} - 1 \right)^{-\frac{7}{6}}. \quad (3.9)$$

From Eqs. (3.2), (3.6), (3.8), and (3.9), the effective deflection angle is given by

$$\bar{\alpha}_{\text{def}}(\theta_n) = \frac{\bar{c}}{6\theta_\infty} \left(\frac{\theta_n^0}{\theta_\infty} - 1 \right)^{-\frac{7}{6}} (\theta_n^0 - \theta_n), \quad (3.10)$$

where θ_n is an image angle with the winding number n .

From the lens equation (3.3) and the effective deflection angle (3.10), the image angle $\theta_n = \theta_n(\phi)$ with the winding number n is obtained as

$$\theta_n(\phi) \sim \theta_n^0 + \frac{6\bar{c}^6 D_{\text{OS}} \theta_\infty (\phi - \theta_n^0)}{D_{\text{LS}} (2\pi n - \bar{d})^7} \quad (3.11)$$

and an Einstein ring angle with the winding number n is given by

$$\theta_{\text{En}} \equiv \theta_n(0) \sim \theta_n^0 \left[1 - \frac{6\bar{c}^6 D_{\text{OS}} \theta_\infty}{D_{\text{LS}} (2\pi n - \bar{d})^7} \right]. \quad (3.12)$$

The magnification of the image with θ_n is obtained by

$$\mu_n(\phi) \equiv \frac{\theta_n}{\phi} \frac{d\theta_n}{d\phi} \sim \frac{6\bar{c}^6 D_{\text{OS}} \theta_\infty^2}{D_{\text{LS}} \phi} K_n, \quad (3.13)$$

where

$$K_n \equiv \frac{(2\pi n - \bar{d})^6 + \bar{c}^6}{(2\pi n - \bar{d})^{13}}. \quad (3.14)$$

The ratio of the magnification of the outermost image with $n = 1$ to the sum of the other images with $n \geq 2$ is given by

$$\bar{r} \equiv \frac{\mu_1}{\sum_{n=2}^{\infty} \mu_n} \sim \frac{K_1}{\sum_{n=2}^{\infty} K_n} \quad (3.15)$$

and the difference of the image angles between the outermost image and the marginally unstable photon sphere is given by

$$\bar{s} \equiv \theta_1 - \theta_\infty \sim \theta_1^0 - \theta_\infty^0 = \left(\frac{\bar{c}}{2\pi - \bar{d}} \right)^6 \theta_\infty. \quad (3.16)$$

IV. APPLICATION

We apply the formula in Sections II and III to the Reissner-Nordström spacetime and the Hayward spacetime with the marginally unstable photon spheres.

A. Reissner-Nordström spacetime

Eiroa, Romero, and Torres [63] have investigated deflection angle of a light in the Reissner-Nordström spacetime in the strong deflection limit by using a numerical fitting method to calculate it. They have considered the magnifications of images of not only a point source but also an extended source. In Ref. [54], Bozza has investigated a formula in the strong deflection limit in a general static, spherically symmetric spacetime to apply it to the Reissner-Nordström black hole spacetime. The time delay of light rays [91] and retrolensing in the Reissner-Nordström spacetime [65, 74, 75] have been investigated. In the overcharged cases, the size

of the photon sphere or the shadow and its magnifications has been studied in Refs. [61, 78, 92]. The shadow of a reflection-asymmetric thin-shell wormhole, which consists of Reissner-Nordström geometries, also has been considered in Ref. [61].

The functions $A(r)$, $B(r)$, and $C(r)$ in the Reissner-Nordström spacetime with a marginally unstable photon sphere are given by

$$A(r) = \frac{1}{B(r)} = 1 - \frac{2M}{r} + \frac{9M^2}{8r^2}, \quad (4.1)$$

$$C(r) = r^2. \quad (4.2)$$

There is the marginally unstable photon sphere at $r = r_m$, where r_m is given by

$$r_m = \frac{3M}{2} \quad (4.3)$$

and the critical impact parameter is given by

$$b_m = \frac{3\sqrt{6}M}{2}. \quad (4.4)$$

Figure 2 shows the effective potential V/E^2 as a function of r/r_m .

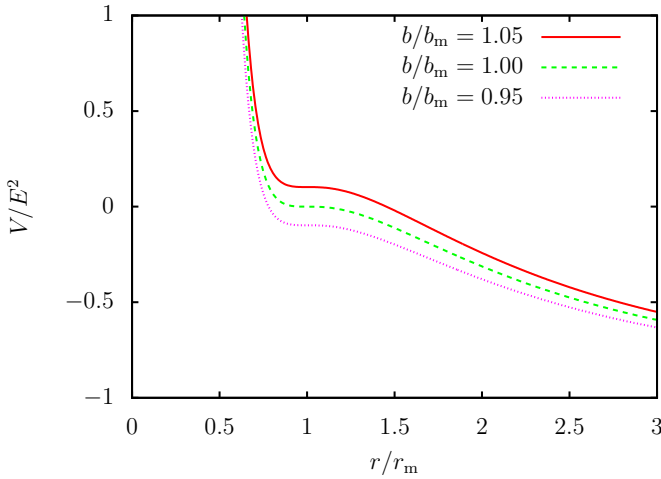


FIG. 2. The effective potential as a function of r/r_m in the Reissner-Nordström spacetime. The solid (red), broken (green), and dotted (magenta) curves denote V/E^2 for $b/b_m = 1.05$, 1, and 0.95, respectively.

In the Reissner-Nordström spacetime, $f_R(z, r_m)$ has a simple form given by

$$f_R(z, r_m) = 2\sqrt{\frac{6}{z^3(4-3z)}} - \sqrt{\frac{6}{z^3}} \quad (4.5)$$

and we can obtain $I_R(r_m) = \sqrt{6}$ analytically. Therefore, we obtain \bar{c} and \bar{d} analytically as

$$\bar{c} = 2^{\frac{5}{3}} 3^{\frac{1}{2}} \sim 5.49892 \quad (4.6)$$

and

$$\bar{d} = -\sqrt{6} - \pi \sim -5.59108, \quad (4.7)$$

respectively. Figure 3 shows the deflection angle $\alpha_{\text{def}}(b/b_m)$ in the strong deflection limit (2.50) and the one calculated by Eq. (2.27) numerically. The observ-

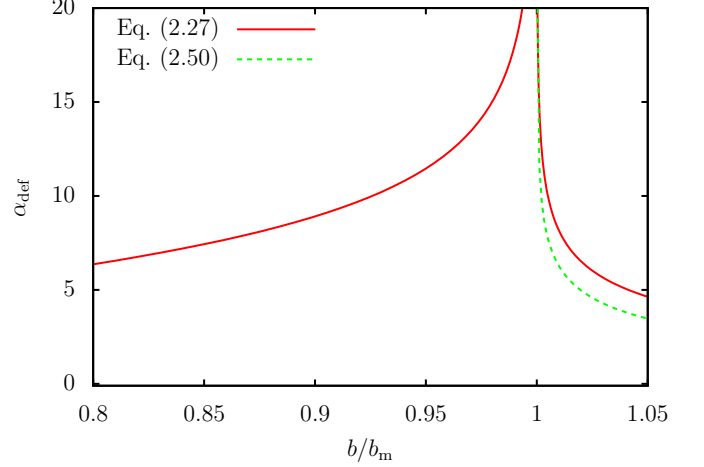


FIG. 3. The deflection angle as a function of b/b_m in the Reissner-Nordström spacetime. The solid (red) and broken (green) curves denote the deflection angle α_{def} of Eqs. (2.27) and (2.50), respectively.

ables in the strong deflection limit are summarized in Table I.

B. Hayward spacetime

In Ref. [93], the deflection angle of a light in a weak-field approximation and in the strong deflection limit in the Hayward black hole spacetime [81] was considered. Chiba and Kimura [94] showed the shadow images of in the black hole and its over-charged case.

The functions $A(r)$, $B(r)$, and $C(r)$ in the Hayward spacetime with a marginally unstable photon sphere are given by

$$A(r) = \frac{1}{B(r)} = 1 - \frac{2Mr^2}{r^3 + 2q^2M}, \quad (4.8)$$

$$C(r) = r^2, \quad (4.9)$$

where $q = \pm \frac{25\sqrt{30}}{144}M$. The marginal unstable photon sphere is at $r = r_m = 25M/12$ and the critical impact parameter b_m is obtained as

$$b_m = \frac{25\sqrt{5}M}{12}. \quad (4.10)$$

The effective potential V/E^2 as a function of r/r_m is shown as Fig. 4.

TABLE I. Parameters \bar{c} and \bar{d} in the deflection angle in the strong deflection limit in the Reissner-Nordström and Hayward spacetimes with the marginally unstable photon sphere, the diameters of the relativistic Einstein rings $2\theta_{E1}$, $2\theta_{E2}$, and $2\theta_{E3}$ with the winding number $n = 1, 2$, and 3 , respectively, and the innermost ring $2\theta_\infty$ scattered by the marginally unstable photon sphere, the difference of the radii of the outermost ring and the innermost ring $\bar{s} = \theta_{E1} - \theta_\infty$, the total magnifications of the pair images $\mu_{1\text{tot}} \sim 2|\mu_1|$, $\mu_{2\text{tot}} \sim 2|\mu_2|$, and $\mu_{3\text{tot}} \sim 2|\mu_3|$ with $n = 1, 2$, and 3 , respectively, the ratio of the magnification of the outermost ring to the other rings $\bar{r} = \mu_1 / \sum_{n=2}^{\infty} \mu_n$ in the case with distances $D_{\text{OS}} = 8\text{kpc}$ and $D_{\text{OL}} = D_{\text{LS}} = 4\text{kpc}$ and with mass $M = 4 \times 10^6 M_\odot$, and with the source angle $\phi = 1$ arcsecond for $\mu_{1\text{tot}}$, $\mu_{2\text{tot}}$, and $\mu_{3\text{tot}}$.

	Reissner-Nordström	Hayward
\bar{c}	5.49892	4.95196
\bar{d}	-5.59108	-5.62607
$2\theta_{E1} [\mu\text{as}]$	36.8325	46.4819
$2\theta_{E2} [\mu\text{as}]$	36.5009	46.2617
$2\theta_{E3} [\mu\text{as}]$	36.4775	46.2461
$2\theta_\infty [\mu\text{as}]$	36.4727	46.2429
$\bar{s} [\mu\text{as}]$	0.180	0.120
$\mu_{1\text{tot}} \times 10^{19}$	324.594	271.346
$\mu_{2\text{tot}} \times 10^{19}$	16.4542	13.9129
$\mu_{3\text{tot}} \times 10^{19}$	2.05397	1.74330
\bar{r}	16.9947	16.7916

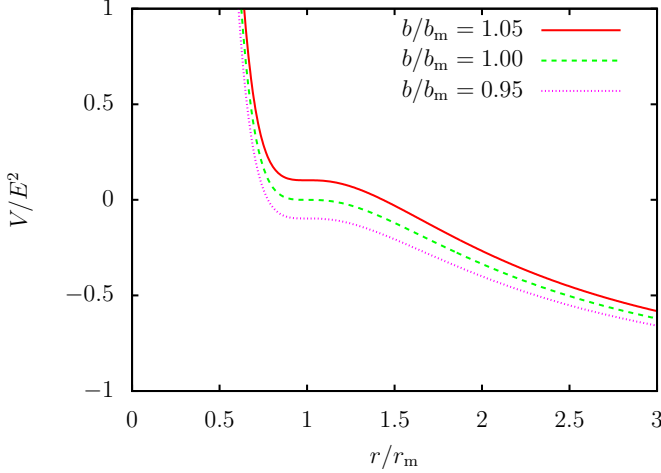


FIG. 4. The effective potential as a function of r/r_m in the Hayward spacetime. The solid (red), broken (green), and dotted (magenta) curves denote V/E^2 for $b/b_m = 1.05$, 1 , and 0.95 , respectively.

In the Hayward spacetime, $f_R(z, r_m)$ is given by

$$f_R(z, r_m) = 2\sqrt{\frac{6 - 3z + 3z^2 - z^3}{z^3(5 - 5z + z^2)}} - 2\sqrt{\frac{6}{5z^3}}. \quad (4.11)$$

It is integrated numerically and it gives $I_R(r_m) = 1.8973$. By applying the formula in Sec. II to the Hayward spacetime, we obtain

$$\bar{c} = \frac{2^{\frac{13}{6}} 3^{\frac{1}{3}}}{5^{\frac{1}{6}}} \sim 4.95196 \quad (4.12)$$

and

$$\bar{d} = -4\sqrt{\frac{6}{5}} + I_R(r_m) - \pi \sim -5.62607. \quad (4.13)$$

Chiba and Kimura [94] obtained the deflection angle $\alpha_{\text{def}}(b)$ as

$$\alpha_{\text{def}}(b) \sim \frac{c_{[94]} M^{\frac{1}{6}}}{b_m^{\frac{1}{6}} \left(\frac{b}{b_m} - 1\right)^{\frac{1}{6}}} \sim \frac{6.01316}{\left(\frac{b}{b_m} - 1\right)^{\frac{1}{6}}}, \quad (4.14)$$

where

$$c_{[94]} = 2^{\frac{11}{6}} 3^{\frac{2}{3}} 5^{\frac{5}{4}} \int_0^\infty \frac{dy}{\sqrt{432y + 900y^2 + 625y^3}} \sim 7.771. \quad (4.15)$$

See Eqs. (21) and (22) in Ref. [94]. Our formula (2.50) recovers the form of Eq. (4.14). Figure 5 shows the deflection angle $\alpha_{\text{def}}(b/b_m)$ in the strong deflection limit (2.50), the deflection angle (2.27) calculated in numerical, and the deflection angle (4.14) shown in Ref. [94]. Equation (4.14) is well matched with the numerical calculation of Eq. (2.27) only near $b = b_m$ since it has a divergent term only. The observables in the strong deflection limit are shown in Table I.

V. DISCUSSION AND CONCLUSION

On this paper, we have obtained the formula of the deflection angle (1.2) of the light ray, which is reflected by the marginally unstable photon sphere, in the strong deflection limit $b \rightarrow b_m + 0$ in a general asymptotically flat, static and spherically symmetric spacetime under

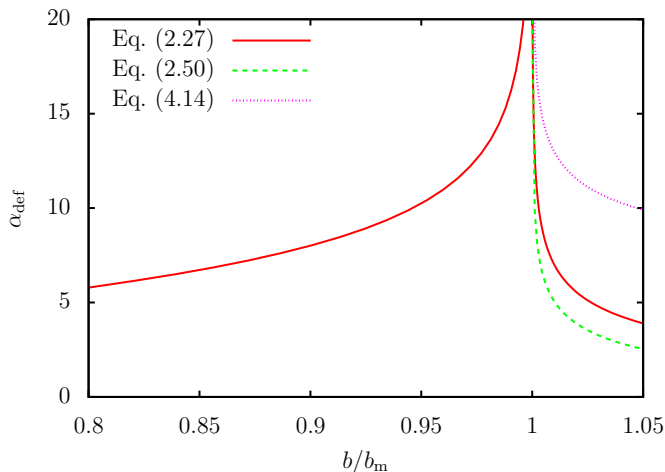


FIG. 5. The deflection angle as a function of b/b_m in the Hayward spacetime. The solid (red), broken (green), and dotted (magenta) curves denote the deflection angles α_{def} given by Eqs. (2.27), (4.14), and (2.50), respectively.

some assumptions to calculate observables. We apply the formula to the Reissner-Nordström spacetime and the Hayward spacetime with the marginally unstable photon spheres. The light ray in the strong deflection limit $b \rightarrow b_m + 0$ comes from a spatial infinity and it approaches to the marginally unstable photon sphere as $r \rightarrow r_m + 0$. From the effective potentials V in Figs. 2 and 4 in the Reissner-Nordström and Hayward spacetimes, respectively, a light ray in a limit $b \rightarrow b_m - 0$, which comes from the spatial infinity and it is reflected by the effective potential, also approaches to the marginally unstable photon sphere as $r \rightarrow r_m - 0$. The observables of the light rays in the limit $b \rightarrow b_m - 0$ lie outside the scope of this paper but results in Ref. [78] imply that the images with $b \rightarrow b_m - 0$ might be brighter than the ones $b \rightarrow b_m + 0$ in the winding number $n \geq 1$.

We comment on the case of the winding number $n = 0$. In the case, we cannot use the strong deflection limit analysis since its error becomes large. Usually we apply the weak-field approximation $r_0 \ll b$ to solve the lens equation as shown in textbooks [43, 44]. Note that there is an image with $b \ll b_m$ near the center of the lens object. It can be calculated numerically without the strong deflection limit analysis such as the deflection angles calculated numerically in Figs. 3 and 5.

Notice that there is the other pair with a negative impact parameter to each image with a positive impact parameter. The magnitudes of the image angles θ_n and magnifications μ_n of the images with the winding number $n \geq 1$ with the negative impact parameters are almost the same as the ones with the positive impact parameters. The difference of image angles of a couple of images and their total magnification are given by $2\theta_n \sim 2\theta_{En}$ and $\mu_{\text{ntot}} \sim 2|\mu_n|$, respectively, for each n in the strong gravitational fields as shown Table I. If an observer, a lensing

object, and a source object are aligned, i.e., $\phi = 0$, a couple of images become a (relativistic) Einstein ring.

We compare the strong deflection limit analysis of the marginally unstable photon sphere with a numerical calculation to confirm it. In Tables II and III, the image angle θ_{SDL} in the strong deflection limit by using Eq. (2.50) and the image angle θ_{NUM} solved numerically by using Eq. (2.27) with the distances $D_{\text{OS}} = 8\text{kpc}$ and $D_{\text{OL}} = D_{\text{LS}} = 4\text{kpc}$, the mass $M = 4 \times 10^6 M_\odot$, and the source angle $\phi = 0$ in the Reissner-Nordström spacetime and the Hayward spacetime, respectively, are shown for the winding numbers $n = 1, 2$, and 3. The errors $(\theta_{\text{NUM}} - \theta_{\text{SDL}})/\theta_{\text{NUM}}$ with winding numbers $n = 1, 2$, and 3 are given by -10^{-2} , -10^{-3} , and -10^{-4} , respectively.

In Ref. [87], Tsukamoto has considered the deflection angle of a light ray reflected by a marginally unstable photon sphere in the strong deflection limit in the Damour-Solodukhin wormhole spacetime [82–86] with

$$A(r) = 1 - \frac{2M}{r}, \quad (5.1)$$

$$B(r) = \left[1 - \frac{3M}{r}\right]^{-1}, \quad (5.2)$$

$$C(r) = r^2. \quad (5.3)$$

The deflection angle in the strong deflection limit has a form of Eq. (1.3). See Eq. (3.61) in Ref. [87]. We notice that the marginally unstable photon sphere $r = r_m = 3M$ corresponds with a wormhole throat which is satisfied $1/B(r_m) = 0$ and it violates our assumption that $B(r)$ is positive and finite in a domain $r \geq r_m$. Therefore, results on this paper are compatible with ones in Ref. [87].

In Ref. [89], Paul has investigated the deflection angle of a light ray in a spacetime, which is suggested by Joshi *et al.* [88], with

$$A(r) = \frac{1}{B(r)} = \frac{1}{\left(1 + \frac{M}{r}\right)^2}, \quad (5.4)$$

$$C(r) = r^2. \quad (5.5)$$

The spacetime has a naked singularity at $r = 0$. Light rays reach into the curvature singularity if $b < b_{\text{cr}}$, where $b_{\text{cr}} \equiv M$ is a critical impact parameter, while they are scattered if $b > b_{\text{cr}}$. The deflection angle in a limit $b \rightarrow b_{\text{cr}}$ or $r_0 \rightarrow 0$ has a form of Eq. (1.4). See Eq. (15) in Ref. [89]. Since the spacetime does not have a photon sphere at $r = 0$ and $A(0) = 1/B(0) = 0$ there and since the spacetime does not have a marginally unstable photon sphere, the spacetime is not satisfied our assumptions. Thus, results on this paper are compatible with ones in Ref. [89].

TABLE II. $2\theta_{\text{SDL}}$, $2\theta_{\text{NUM}}$, and $(\theta_{\text{NUM}} - \theta_{\text{SDL}})/\theta_{\text{NUM}}$ for θ_{E1} , θ_{E2} , and θ_{E3} in the Reissner-Nordström spacetime. Here, θ_{SDL} is the image angle in the strong deflection limit by using Eq. (2.50) and θ_{NUM} is the image angle obtained by using Eq. (2.27) which is solved numerically. The distances $D_{\text{OS}} = 8\text{kpc}$ and $D_{\text{OL}} = D_{\text{LS}} = 4\text{kpc}$ and the mass $M = 4 \times 10^6 M_{\odot}$ are assumed.

	θ_{E1}	θ_{E2}	θ_{E3}
$2\theta_{\text{SDL}}[\mu\text{as}]$	36.8325	36.5009	36.4775
$2\theta_{\text{NUM}}[\mu\text{as}]$	37.2827	36.5504	36.4871
$(\theta_{\text{NUM}} - \theta_{\text{SDL}})/\theta_{\text{NUM}}$	-1.21×10^{-2}	-1.35×10^{-3}	-2.63×10^{-4}

TABLE III. $2\theta_{\text{SDL}}$, $2\theta_{\text{NUM}}$, and $(\theta_{\text{NUM}} - \theta_{\text{SDL}})/\theta_{\text{NUM}}$ for θ_{E1} , θ_{E2} , and θ_{E3} in the Hayward spacetime. The distances $D_{\text{OS}} = 8\text{kpc}$ and $D_{\text{OL}} = D_{\text{LS}} = 4\text{kpc}$ and the mass $M = 4 \times 10^6 M_{\odot}$ are assumed.

	θ_{E1}	θ_{E2}	θ_{E3}
$2\theta_{\text{SDL}}[\mu\text{as}]$	46.4819	46.2617	46.2461
$2\theta_{\text{NUM}}[\mu\text{as}]$	46.8842	46.3045	46.2542
$(\theta_{\text{NUM}} - \theta_{\text{SDL}})/\theta_{\text{NUM}}$	-8.58×10^{-3}	-9.24×10^{-4}	-1.75×10^{-4}

Appendix A: Expansions in the power of z

The expansions of a function $J(r)$ and its inverse $1/J(r)$ in the power of z are given by

$$J = J_0 + J'_0 r_0 z + \left(J'_0 r_0 + \frac{1}{2} J''_0 r_0^2 \right) z^2 + \left(J' r_0 + J''_0 r_0^2 + \frac{1}{6} J'''_0 r_0^3 \right) z^3 + O(z^4). \quad (\text{A1})$$

$$\begin{aligned} \frac{1}{J} &= \frac{1}{J_0} - \frac{J'_0 r_0}{J_0^2} z \\ &+ \left(-\frac{J'_0 r_0}{J_0^2} + \frac{J''_0 r_0^2}{J_0^3} - \frac{J''_0 r_0^2}{2J_0^2} \right) z^2 \\ &+ \left(-\frac{J'_0 r_0}{J_0^2} + \frac{2J''_0 r_0^2}{J_0^3} - \frac{J''_0 r_0^3}{J_0^4} - \frac{J''_0 r_0^2}{J_0^2} \right. \\ &\quad \left. + \frac{J'_0 J''_0 r_0^3}{J_0^3} - \frac{J''_0 r_0^3}{6J_0^2} \right) z^3 + O(z^4). \quad (\text{A2}) \end{aligned}$$

-
- [1] B. P. Abbott *et al.* [LIGO Scientific and Virgo Collaborations], Phys. Rev. Lett. **116**, 061102 (2016).
 - [2] B. P. Abbott *et al.* [LIGO Scientific and Virgo Collaborations], Phys. Rev. X **9**, 031040 (2019).
 - [3] K. Akiyama *et al.* [Event Horizon Telescope Collaboration], Astrophys. J. **875**, L1 (2019).
 - [4] V. Perlick, Living Rev. Relativity **7**, 9 (2004).
 - [5] S. Hod, Phys. Lett. B **727**, 345 (2013).
 - [6] S. Hod, Phys. Lett. B **776**, 1 (2018).
 - [7] N. G. Sanchez, Phys. Rev. D **18**, 1030 (1978).
 - [8] Y. Decanini, A. Folacci, and B. Raffaelli, Phys. Rev. D **81**, 104039 (2010).
 - [9] C. Barcelo and M. Visser, Nucl. Phys. B **584**, 415 (2000).
 - [10] Y. Koga, Phys. Rev. D **101**, 104022 (2020).
 - [11] W. H. Press, Astrophys. J. **170**, L105 (1971).
 - [12] C. J. Goebel, Astrophys. J. **172**, L95 (1972).
 - [13] B. Raffaelli, Gen. Rel. Grav. **48**, 16 (2016).
 - [14] M. A. Abramowicz and A. R. Prasanna, Mon. Not. Roy. Astr. Soc. **245**, 720 (1990).
 - [15] M. A. Abramowicz, Mon. Not. Roy. Astr. Soc. **245**, 733 (1990).
 - [16] B. Allen, Nature **347**, 615 (1990).
 - [17] W. Hasse and V. Perlick, Gen. Relativ. Gravit. **34**, 415 (2002).
 - [18] P. Mach, E. Malec, and J. Karkowski, Phys. Rev. D **88**, 084056 (2013).
 - [19] E. Chaverra and O. Sarbach, Class. Quant. Grav. **32**, 155006 (2015).
 - [20] M. Cvetič, G. W. Gibbons, and C. N. Pope, Phys. Rev. D **94**, 106005 (2016).
 - [21] Y. Koga and T. Harada, Phys. Rev. D **94**, 044053 (2016).
 - [22] Y. Koga and T. Harada, Phys. Rev. D **98**, 024018 (2018).
 - [23] Y. Koga, Phys. Rev. D **99**, 064034 (2019).
 - [24] W. L. Ames and K. S. Thorne, Astrophys. J. **151**, 659 (1968).
 - [25] J. L. Synge, Mon. Not. Roy. Astron. Soc. **131**, no. 3, 463 (1966).
 - [26] H. Yoshino, K. Takahashi, and K. i. Nakao, Phys. Rev. D **100**, 084062 (2019).
 - [27] C. M. Claudel, K. S. Virbhadra, and G. F. R. Ellis, J. Math. Phys. **42**, 818 (2001).
 - [28] G. W. Gibbons and C. M. Warnick, Phys. Lett. B **763**, 169 (2016).
 - [29] P. V. P. Cunha, C. A. R. Herdeiro, and E. Radu, Phys. Rev. D **96**, 024039 (2017).
 - [30] T. Shiromizu, Y. Tomikawa, K. Izumi, and H. Yoshino, PTEP **2017**, 033E01 (2017).
 - [31] H. Yoshino, K. Izumi, T. Shiromizu, and Y. Tomikawa, PTEP **2017**, 063E01 (2017).

- [32] D. V. Gal'tsov and K. V. Kobialko, Phys. Rev. D **99**, 084043 (2019).
- [33] D. V. Gal'tsov and K. V. Kobialko, Phys. Rev. D **100**, 104005 (2019).
- [34] Y. Koga and T. Harada, Phys. Rev. D **100**, 064040 (2019).
- [35] M. Siino, [arXiv:1908.02921 [gr-qc]].
- [36] H. Yoshino, K. Izumi, T. Shiromizu, and Y. Tomikawa, PTEP **2020**, 023E02 (2020).
- [37] L. M. Cao and Y. Song, [arXiv:1910.13758 [gr-qc]].
- [38] H. Yoshino, K. Izumi, T. Shiromizu, and Y. Tomikawa, PTEP **2020**, 053E01 (2020).
- [39] K. Lee, T. Shiromizu, H. Yoshino, K. Izumi, and Y. Tomikawa, [arXiv:2007.03139 [gr-qc]].
- [40] J. Keir, Class. Quant. Grav. **33**, 135009 (2016).
- [41] V. Cardoso, L. C. B. Crispino, C. F. B. Macedo, H. Okawa, and P. Pani, Phys. Rev. D **90**, 044069 (2014).
- [42] P. V. P. Cunha, E. Berti, and C. A. R. Herdeiro, Phys. Rev. Lett. **119**, 251102 (2017).
- [43] P. Schneider, J. Ehlers, and E. E. Falco, *Gravitational Lenses* (Springer-Verlag, Berlin, 1992).
- [44] P. Schneider, C. S. Kochanek, and J. Wambsganss, *Gravitational Lensing: Strong, Weak and Micro, Lecture Notes of the 33rd Saas-Fee Advanced Course*, edited by G. Meylan, P. Jetzer, and P. North (Springer-Verlag, Berlin, 2006).
- [45] Y. Hagihara, Jpn. J. Astron. Geophys., **8**, 67 (1931).
- [46] C. Darwin, Proc. R. Soc. Lond. A **249**, 180 (1959).
- [47] R. d' E. Atkinson, Astron. J. **70**, 517 (1965).
- [48] J.-P. Luminet, Astron. Astrophys. **75**, 228 (1979).
- [49] H. C. Ohanian, Am. J. Phys. **55**, 428 (1987).
- [50] R. J. Nemiroff, Am. J. Phys. **61**, 619 (1993).
- [51] S. Frittelli, T. P. Kling, and E. T. Newman, Phys. Rev. D **61**, 064021 (2000).
- [52] K. S. Virbhadra and G. F. R. Ellis, Phys. Rev. D **62**, 084003 (2000).
- [53] V. Bozza, S. Capozziello, G. Iovane, and G. Scarpetta, Gen. Relativ. Gravit. **33**, 1535 (2001).
- [54] V. Bozza, Phys. Rev. D **66**, 103001 (2002).
- [55] V. Perlick, Phys. Rev. D **69**, 064017 (2004).
- [56] K. K. Nandi, Y. Z. Zhang, and A. V. Zakharov, Phys. Rev. D **74**, 024020 (2006).
- [57] K. S. Virbhadra, Phys. Rev. D **79**, 083004 (2009).
- [58] V. Bozza, Gen. Relativ. Gravit. **42**, 2269 (2010).
- [59] N. Tsukamoto and T. Harada, Phys. Rev. D **95**, 024030 (2017).
- [60] R. Shaikh, P. Banerjee, S. Paul, and T. Sarkar, JCAP **1907**, 028 (2019).
- [61] M. Wielgus, J. Horak, F. Vincent, and M. Abramowicz, [arXiv:2008.10130 [gr-qc]].
- [62] V. Bozza, Phys. Rev. D **67**, 103006 (2003).
- [63] E. F. Eiroa, G. E. Romero, and D. F. Torres, Phys. Rev. D **66**, 024010 (2002).
- [64] A. O. Petters, Mon. Not. Roy. Astron. Soc. **338**, 457 (2003).
- [65] E. F. Eiroa and D. F. Torres, Phys. Rev. D **69**, 063004 (2004).
- [66] V. Bozza and L. Mancini, Astrophys. J. **611**, 1045 (2004).
- [67] V. Bozza, F. De Luca, G. Scarpetta, and M. Sereno, Phys. Rev. D **72**, 083003 (2005).
- [68] V. Bozza and M. Sereno, Phys. Rev. D **73**, 103004 (2006).
- [69] V. Bozza, F. De Luca, and G. Scarpetta, Phys. Rev. D **74**, 063001 (2006).
- [70] S. V. Iyer and A. O. Petters, Gen. Rel. Grav. **39**, 1563 (2007).
- [71] V. Bozza and G. Scarpetta, Phys. Rev. D **76**, 083008 (2007).
- [72] N. Tsukamoto, Phys. Rev. D **94**, 124001 (2016).
- [73] A. Ishihara, Y. Suzuki, T. Ono, and H. Asada, Phys. Rev. D **95**, 044017 (2017).
- [74] N. Tsukamoto and Y. Gong, Phys. Rev. D **95**, 064034 (2017).
- [75] N. Tsukamoto, Phys. Rev. D **95**, 064035 (2017).
- [76] N. Tsukamoto, Phys. Rev. D **95**, 084021 (2017).
- [77] R. Shaikh, P. Banerjee, S. Paul, and T. Sarkar, Phys. Lett. B **789**, 270 (2019) Erratum: [Phys. Lett. B **791**, 422 (2019)].
- [78] R. Shaikh, P. Banerjee, S. Paul, and T. Sarkar, Phys. Rev. D **99**, 104040 (2019).
- [79] I. Z. Stefanov, S. S. Yazadjiev, and G. G. Gyulchev, Phys. Rev. Lett. **104**, 251103 (2010).
- [80] S. W. Wei, Y. X. Liu, and H. Guo, Phys. Rev. D **84**, 041501 (2011).
- [81] S. A. Hayward, Phys. Rev. Lett. **96**, 031103 (2006).
- [82] T. Damour and S. N. Solodukhin, Phys. Rev. D **76**, 024016 (2007).
- [83] K. K. Nandi, R. N. Izmailov, E. R. Zhdanov, and A. Bhattacharya, JCAP **1807**, 027 (2018).
- [84] A. Ovgun, Phys. Rev. D **98**, 044033 (2018).
- [85] A. Bhattacharya and R. K. Karimov, arXiv:1811.00768 [gr-qc].
- [86] A. Ovgun, arXiv:1811.06870 [gr-qc].
- [87] N. Tsukamoto, Phys. Rev. D **101**, 104021 (2020).
- [88] A. B. Joshi, D. Dey, P. S. Joshi, and P. Bambhaniya, Phys. Rev. D **102**, 024022 (2020).
- [89] S. Paul, arXiv:2007.05509 [gr-qc].
- [90] V. Bozza, Phys. Rev. D **78**, 103005 (2008).
- [91] M. Sereno, Phys. Rev. D **69**, 023002 (2004).
- [92] A. F. Zakharov, Phys. Rev. D **90**, 062007 (2014).
- [93] S. W. Wei, Y. X. Liu, and C. E. Fu, Adv. High Energy Phys. **2015**, 454217 (2015).
- [94] T. Chiba and M. Kimura, PTEP **2017**, 043E01 (2017).