

Fast neutrino flavor conversion, ejecta properties, and nucleosynthesis in newly-formed hypermassive remnants of neutron-star mergers

Manu George,^{1,*} Meng-Ru Wu,^{1,2,3,†} Irene Tamborra,^{4,‡} Ricard Ardevol-Pulpillo,^{5,§} and Hans-Thomas Janka^{5,¶}

¹*Institute of Physics, Academia Sinica, Taipei, 11529, Taiwan*

²*Institute of Astronomy and Astrophysics, Academia Sinica, Taipei, 10617, Taiwan*

³*Physics Division, National Center for Theoretical Sciences, 30013 Hsinchu, Taiwan*

⁴*Niels Bohr International Academy and DARK, Niels Bohr Institute,*

University of Copenhagen, Blegdamsvej 17, 2100, Copenhagen, Denmark

⁵*Max-Planck-Institut für Astrophysik, Postfach 1317, 85741 Garching, Germany*

(Dated: November 16, 2020)

Neutrinos emitted in the coalescence of two neutron stars affect the dynamics of the outflow ejecta and the nucleosynthesis of heavy elements. In this work, we analyze the neutrino emission properties and the conditions leading to the growth of flavor instabilities in merger remnants consisting of a hypermassive neutron star and an accretion disk during the first 10 ms after the merger. The analyses are based on hydrodynamical simulations that include a modeling of neutrino emission and absorption effects via the “improved leakage-equilibration-absorption scheme” (ILEAS). We also examine the nucleosynthesis of the heavy elements via the rapid neutron-capture process (r -process) inside the material ejected during this phase. The dominant emission of $\bar{\nu}_e$ over ν_e from the merger remnant leads to favorable conditions for the occurrence of fast pairwise flavor conversions of neutrinos, independent of the chosen equation of state or the mass ratio of the binary. The nucleosynthesis outcome is very robust, ranging from the first to the third r -process peaks. In particular, more than $10^{-5} M_\odot$ of strontium are produced in these early ejecta that may account for the GW170817 kilonova observation. We find that the amount of ejecta containing free neutrons after the r -process freeze-out, which may power early-time UV emission, is reduced by roughly a factor of 10 when compared to simulations that do not include weak interactions. Finally, the potential flavor equipartition between all neutrino flavors is mainly found to affect the nucleosynthesis outcome in the polar ejecta within $\lesssim 30^\circ$, by changing the amount of the produced iron-peak and first-peak nuclei, but it does not alter the lanthanide mass fraction therein.

I. INTRODUCTION

Compact binary systems consisting of two neutron stars (NS) or a NS and a black hole (BH) can lose their angular momentum through continuous emission of gravitational waves (GW), eventually leading to the merging of the compact objects. Such merger events have long been considered to be the sites producing short gamma-ray bursts (sGRB) and synthesizing heavy elements via the rapid neutron-capture process (r -process) [1–3], which powers electromagnetic transients in optical and infrared wavelengths, the so-called kilonovae [4–7].

The first detected GW emission from a binary neutron star merger event by the LIGO and Virgo Collaborations (GW170817) together with multi-wavelength electromagnetic observations have confirmed theoretical predictions [8–10]. Future observations, like the one of GW170817, will be able to offer further opportunities to precisely determine the population of binary NS systems and the yet-uncertain rich physics involved in binary NS mergers, including the nuclear equation of state (EoS) and the properties of neutron-rich nuclei. In order to achieve these goals, solid theoretical modeling of mergers is needed without any doubt.

The interaction of neutrinos with matter and their flavor conversions in the binary NS merger environment are among the most uncertain theoretical aspects that can affect the observables. A copious amount of neutrinos and

antineutrinos can be produced by the merger as matter is heated up to several tens of MeV due to the collision of two NSs. Neutrinos play an important role in determining the cooling of the merger remnant, changing the composition of the ejecta, and altering the r -process outcome and the kilonova emission properties.

The early-time blue color of the GW170817 kilonova and the recently inferred amount of strontium production [11] both suggest that the merger ejecta contain some less neutron-rich material with electron fraction per nucleon $Y_e \gtrsim 0.3$. On the other hand, numerical simulations which include weak interactions of neutrinos with nucleons all suggest that neutrino emission and absorption have the effect to reduce the neutron-richness of the outflow launched at different post-merger phases, preferably in the direction perpendicular to the merger plane [12–20]. In particular, recent work suggests that neutrino absorption can be responsible for increasing Y_e even for the early-time dynamical ejecta in the polar direction [15, 16, 19, 21–23]. Meanwhile, the $\nu_e \bar{\nu}_e$ pair annihilation to e^+e^- pairs above the accretion disk, although it might not be the dominant driver, can also contribute to launch the sGRB jet [2, 24–27].

Neutrinos additionally undergo flavor conversions above the merger remnant, altering the neutrino absorption rates on nucleons as well as their pair-annihilation rates [28–34], thus possibly affecting the interpretation of the observed signals. In particular, Ref. [33] showed

that favorable conditions for the so-called “fast flavor conversion” [35–43] exist nearly everywhere above the merger remnant because of the disk geometry and the protonization of the merger remnant in its effort to reach a new beta-equilibrium state for the high temperatures produced in the merger process. Fast pairwise conversions can give rise to rapid flavor oscillations of neutrinos within a length scale of $\sim (G_F |n_{\nu_e} - n_{\bar{\nu}_e}|)^{-1} \approx \mathcal{O}(1)$ cm. Subsequently, Ref. [34] adopted time-dependent neutrino emission characteristics from simulations of merger remnants consisting of a central BH with an accretion disk and also found favorable conditions for fast flavor conversion. By assuming full flavor equilibration between all neutrino flavors, it was shown that the nucleosynthesis outcome in the neutrino-driven outflow from the BH–disk remnant can be largely altered [34].

In this work, we focus on the newly formed hypermassive remnants of NS mergers. In fact, in the case of a hypermassive NS, which might transiently exist in many binary NS mergers, the surrounding torus-like equatorial bulge (“disk”) is exposed to strong neutrino irradiation from the massive core of the merger remnant. This is different from the BH-torus configuration, where there is no such intense central neutrino source. Moreover, the torus itself produces heavy-lepton neutrinos only with very low luminosities, whereas the hypermassive NS radiates high luminosities also of the heavy-lepton neutrinos. Both aspects make it necessary to investigate the question of fast flavor conversions for the case where the hypermassive NS with a surrounding disk/torus still exists. To this purpose, we focus on the first $\simeq 10$ ms after the merger of two NSs, during which a central hypermassive NS surrounded by an accretion disk forms. By relying on recent hydrodynamical simulations with two different EoS and two different mass ratios for the binary, developed in Refs. [23, 44] and available at [45], we explore the neutrino emission properties, the conditions for the occurrence of fast flavor instabilities, and the effects of neutrino absorption and flavor conversions on the neutron-richness of the ejecta as well as the nucleosynthesis outcome.

The paper is organized as follows. In Sec. II, we introduce the merger remnant models and the neutrino emission properties. In Sec. III, we outline the framework used for the linear stability analysis and present our numerical results on the occurrence of fast flavor conversions. We analyze the ejecta properties, the neutrino absorption effects on the evolution of Y_e , and the impact of flavor equipartition in Sec. IV. We summarize our findings and discuss their implications in Sec. V. We adopt natural units with $\hbar = c = 1$ for all equations throughout the paper.

II. NEUTRINO EMISSION FROM BINARY NEUTRON STAR MERGERS

A. Models of binary neutron star mergers

We consider models of binary NS mergers simulated by a three-dimensional relativistic smoothed particle hydrodynamics code that adopts conformal flatness conditions [46]. The code has recently been coupled to an approximate neutrino transport scheme called “improved-leakage-equilibration-absorption scheme (ILEAS),” which is implemented on a three-dimensional (3D) Cartesian coordinate grid (x, y, z) with the axis perpendicular to the merging plane chosen as z -axis. ILEAS serves as an efficient transport method for multidimensional simulations; when compared to two-moment neutrino transport results for protoneutron stars and post-merger tori, it captures well neutrino energy losses from the densest regions of the system as well as neutrino absorption in the free-streaming regime [23, 44].

Our fiducial models discussed in this section are from Ref. [23] and simulate the mergers of two non-rotating NSs with mass $1.35 M_\odot$ each, with the EoS of DD2 [47, 48] and SFHo [49]. In addition, we consider in later sections cases of unequal mass binaries consisting of two NSs with $1.25 M_\odot$ and $1.45 M_\odot$ each, based on the same numerical scheme of Refs. [23, 44]. We note here that we have taken all simulation data averaged over the azimuthal angle. This is a fairly good assumption as the merger remnant quickly reaches an approximately axisymmetric state after $\sim 2 - 3$ ms.

Figure 1 shows the evolution of the energy luminosity of different neutrino species and their average energy during the first 10 ms after the merger of two NSs for our symmetric mergers¹. During this time, the central object is a hypermassive NS supported by differential rotation. The energy luminosity of $\bar{\nu}_e$ ($L_{\bar{\nu}_e} \simeq 10^{53}$ erg s⁻¹) is a factor of 2 or 3 larger than the one of ν_e throughout the whole 10 ms, leading to continuous protonization of the remnant. The energy luminosities of the heavy-lepton neutrino flavors, denoted by ν_x (with ν_x being representative of one species of heavy-lepton neutrinos), are $\sim 5 \times 10^{52}$ erg s⁻¹ per species. The averaged energies estimated by the leakage approximation show a clear hierarchy of $\langle E_{\nu_e} \rangle < \langle E_{\bar{\nu}_e} \rangle < \langle E_{\nu_x} \rangle$, reflecting the ordering of the temperature at decoupling; neutrinos that decouple in the innermost region of the remnant have higher average energy (see below and Fig. 2). When comparing the energy luminosity evolution of the models with DD2 and SFHo EoS, one sees that the latter produces higher luminosities in all flavors. This is related to the fact that the SFHo EoS is softer than the DD2 EoS, which results in a NS with smaller radius. Consequently, a more

¹ More precisely, the time is measured with respect to the first minimum of the lapse function (see Ref. [23]).

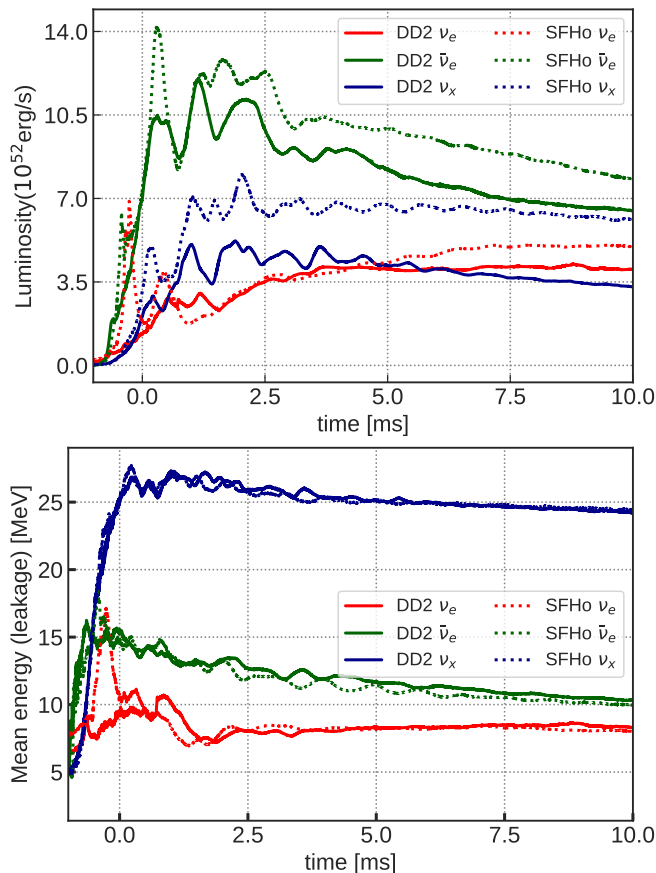


FIG. 1. Time evolution of the neutrino energy luminosity and average energy for different species, ν_e (in red), $\bar{\nu}_e$ (in green) and ν_x (in blue) of the $1.35 + 1.35 M_\odot$ NS-NS merger simulation, with DD2 (solid lines) and SFHo (dashed lines) EoS.

violent collision during the merging leads to higher temperatures, and correspondingly higher neutrino emission rates, when the SFHo EoS was adopted. This gives rise to a faster protonization of the remnant.

Comparing Fig. 1 to Fig. 2 of Ref. [34], where the latter displays the neutrino emission properties for a BH remnant, one can see that the neutrino emission properties of the electron-flavor neutrinos are comparable in the two scenarios. However, the non-electron-flavor neutrinos are more abundant in the models investigated in this work and have average energies higher than the electron-flavor neutrinos. In addition, the neutrino energy luminosities in the case with the BH accretion disk quickly decrease after $\simeq 20$ ms (see Fig. 2 of Ref. [34]). Although we only focus on the first 10 ms after the coalescence, the neutrino energy luminosity reaches a plateau in the models where a hypermassive NS forms.

The first three rows in Fig. 2 and Fig. 3 show the baryon density, temperature, and electron fraction profiles in the half $x - z$ plane for $x > 0$ at 2.5, 5, 7.5, and 10 ms post merger for the models with DD2 and SFHo EoS, respectively. Also shown are the locations

of the ν_e , $\bar{\nu}_e$, and ν_x emission surfaces. The emission surface for a given neutrino species ν_α (ν_e , $\bar{\nu}_e$, or ν_x) is defined by a surface where the energy-averaged optical depth is $\tau_{\nu_\alpha} = 2/3$ (see Sec. II B for details). One can see from the density profiles that the remnant consists of a rotating deformed hypermassive NS surrounded by an accretion disk. The central object retains its initial low $Y_e \lesssim 0.1$ (see the third rows) and it is surrounded by a dense and neutron-rich disk, which is opaque to neutrinos for an extended radius out to $\sim 40 - 60$ km. Both ν_e and $\bar{\nu}_e$ decouple at locations where the matter density is approximately between $10^{11} - 10^{12}$ g cm $^{-3}$ and the temperature is ~ 5 MeV. The $\bar{\nu}_e$ emission surfaces generally sit inside the ones of ν_e during this period, independently of the adopted EoS.

The size of the neutrino emission surfaces slightly expands as the remnant evolves, due to the settling of the post-merger object and the redistribution of matter with high angular momentum toward the equatorial plane, where the disk formation process proceeds. Moreover, as the remnant keeps protonizing, Y_e inside the neutrino surfaces gradually increases with time. The thick disk of the remnant in the model with the softer SFHo EoS protonizes faster as discussed above, and thus has higher Y_e inside the disk when compared to the profiles with DD2 EoS. Note that in the polar region close to the z -axis, a high $Y_e \gtrsim 0.4$ funnel forms at later times, as both the differences between the ν_e and $\bar{\nu}_e$ luminosities and average energies become smaller.

In the bottom panels of both Fig. 2 and Fig. 3, we show the ratio of the difference of the number densities of $\bar{\nu}_e$ and ν_e to the sum of the $\bar{\nu}_e$ and ν_e densities, i.e., $(n_{\bar{\nu}_e} - n_{\nu_e})/(n_{\bar{\nu}_e} + n_{\nu_e})$. Once again, as the remnant is protonizing and emitting more $\bar{\nu}_e$ than ν_e , nearly any location above the ν_e surface in both models has this ratio larger than zero during the entire first 10 ms. The only exception is represented by the small patches in the polar region at 7.5 and 10 ms for the model with DD2 EoS. These patches are a consequence of the neutronization that takes place locally around the poles of the high-density core of the merger remnant in the DD2 case. Because the stiff EoS prevents the merger core from further contraction, the polar regions cool quickly, and the density just inside the neutrinospheres increases by gravitational settling, forcing the neutrinospheres to move inward to smaller radii. This explains the more pronounced polar trough of the neutrinospheres in the DD2 model compared to the SFHo merger. Striving for a new beta-equilibrium state, now at lower temperature, the plasma begins to neutronize again, radiating more electron neutrinos than antineutrinos in both polar directions. This leads to the excess of ν_e relative to $\bar{\nu}_e$ outside the neutrinospheres, visible as the two blue patches in the two bottom right panels of Fig. 2. Correspondingly, ν_e captures dominate $\bar{\nu}_e$ captures in this region and the polar outflow becomes more and more proton-rich (red regions of $Y_e > 0.5$ around the z -axis in the right panels of the third row of Fig. 2). The same trends are visible in the

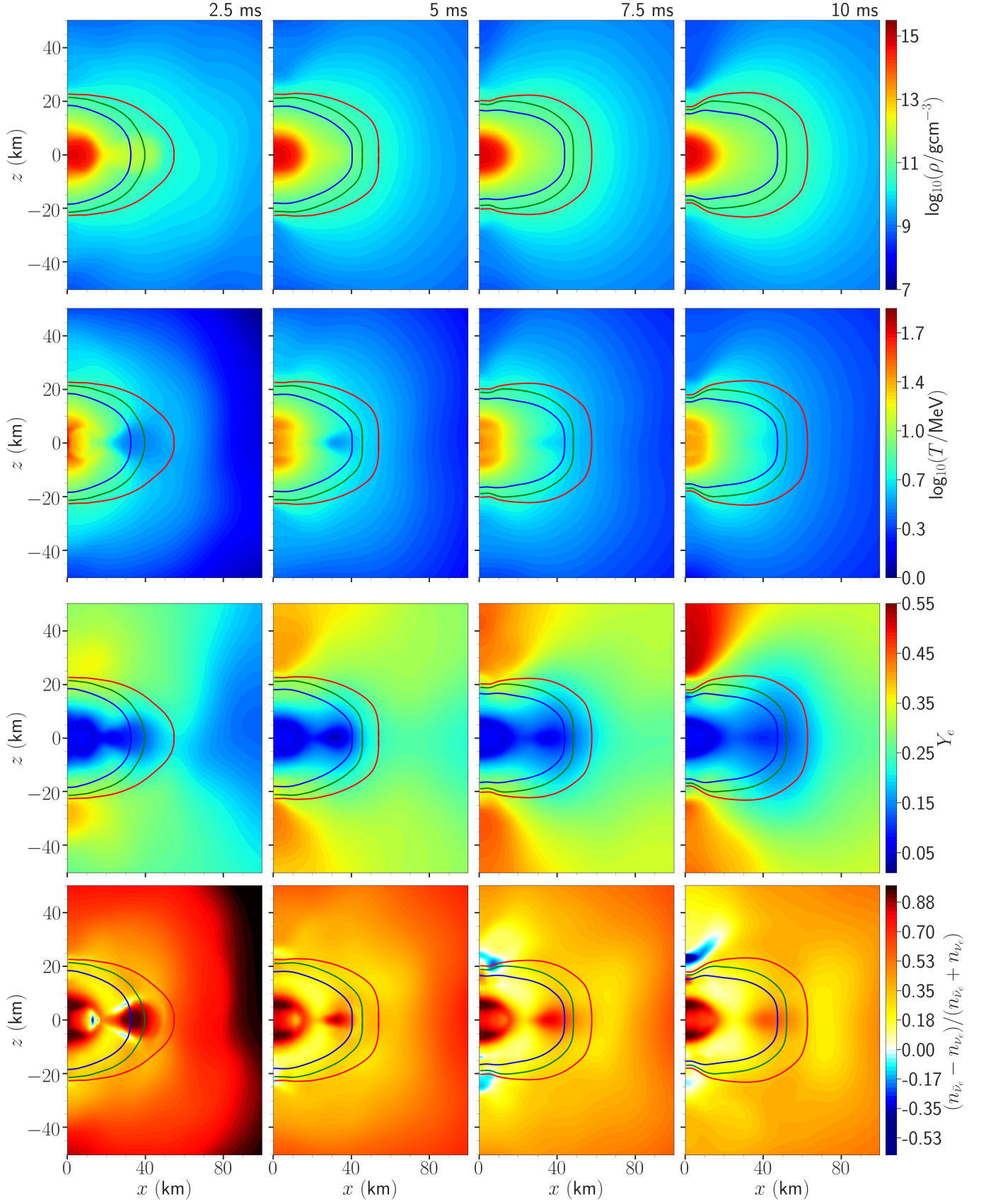


FIG. 2. Hydrodynamic and neutrino properties from the $1.35 + 1.35 M_{\odot}$ NS-NS merger remnant simulation with DD2 EoS in the (x, z) plane for the time snapshot taken at 2.5, 5, 7.5, and 10 ms after the coalescence (from left to right columns). The first, second and third rows show the baryon mass density ρ , temperature T , the electron number fraction Y_e . The fourth row displays the ratio $(n_{\bar{\nu}_e} - n_{\nu_e})/(n_{\bar{\nu}_e} + n_{\nu_e})$. A value of this ratio above (below) 0 implies larger $n_{\bar{\nu}_e}$ (n_{ν_e}) locally. Also shown with solid lines are the contours of the ν_e (red), $\bar{\nu}_e$ (green), and ν_x (blue) emission surfaces.

SFHo simulation (Fig. 3), though less extreme and less rapidly evolving than in the DD2 run.

B. Neutrino number densities on their emission surfaces

The inner regions of the merger remnant are dense enough to trap neutrinos. This allows us to define a neutrino emission surface for each species ν_α above which ν_α can approximately free-stream. As we will use the properties of ν_e and $\bar{\nu}_e$ on their respective surfaces to construct their angular distributions outside the ν_e surface in Sec. III, we discuss below the time evolution and the dependence on the adopted EoS of the neutrino densities on their emission surfaces.

For any point \mathbf{x} inside the simulation domain, the optical depth along a specific path γ to another point \mathbf{y} that a neutrino with an energy E traverses is given by

$$\tau_{\nu_\alpha}(E, \mathbf{x}, \gamma) = \int_{\mathbf{x}}^{\mathbf{y}} \lambda_{\nu_\alpha}^{-1}(E, \mathbf{x}') ds, \quad (1)$$

where \mathbf{x}' is a point, ds is the differential segment along γ , and $\lambda_{\nu_\alpha}(E, \mathbf{x}'(s))$ is the corresponding mean-free-path at \mathbf{x}' . For each species α , we determine the position of the neutrino decoupling surface in the same way as in Ref. [23], i.e. for every point \mathbf{x} , the minimum of the spectral-averaged $\langle \tau_{\nu_\alpha}(\mathbf{x}, i) \rangle$ is computed along the six different directions ($i \in (\pm x, \pm y, \pm z)$) through the edge of the simulation domain. The neutrino decoupling surface is then defined by the location corresponding to $\langle \tau_{\nu_\alpha}(\mathbf{x}, i) \rangle = 2/3$ in the six directions. The emission surfaces computed in this way for ν_e , $\bar{\nu}_e$, and ν_x are the ones shown in Figs. 2 and 3.

Figure 4 shows the number densities of ν_e , $\bar{\nu}_e$, and ν_x at their respective emission surfaces as functions of x for different snapshots. Note that the ν_e and $\bar{\nu}_e$ number densities are computed by using Fermi-Dirac distribution functions with temperature and chemical potential extracted at each location on the neutrino surfaces, consistently with Ref. [23]. For ν_x , we rescale the number density according to the procedure described in Appendix A to account for the trapping effect between the energy-surfaces and the emission surfaces, which is known to considerably reduce the ν_x luminosity when compared to the analogous values directly estimated through the local emission (see, e.g., [50]). The top panels show the neutrino density corresponding to the DD2 EoS, while the bottom panels display the same quantities for the SFHo EoS. As discussed in Sec. II A, the softer SFHo EoS leads to a generally higher temperature in the merger remnant; as a consequence, the $\bar{\nu}_e$ luminosity (Fig. 1) and number density on the emission surface are higher than the one obtained in the model with DD2 EoS. Both n_{ν_e} and $n_{\bar{\nu}_e}$ are larger in a region close to the pole where the temperature is higher (see Figs. 2 and 3). Of relevance to the occurrence of fast flavor conversions is the fact that the $\bar{\nu}_e$ emission is a factor of 2–3 larger than the one of ν_e

across the whole emission surface; it remains quite stable throughout the simulated evolution until 10 ms after the plunge. The only exception is the snapshot at 7.5 ms for the model with DD2 EoS, which shows a dip in the $\bar{\nu}_e$ number density around $x \simeq 10$ km. This is because the enhanced deleptonization above the poles of the high-density core (described in Sec. II A) leads to a short, transient excess of ν_e over $\bar{\nu}_e$ near the neutrinospheres in the northern hemisphere (see Fig. 2). The effect is somewhat pathological and unusual, also because it is considerably less strongly developed in the southern hemisphere. Notably, comparing Fig. 4 with the bottom panel of Fig. 1 of Ref. [34], one can see that the neutrino-antineutrino asymmetry is more pronounced in the present models than in the BH remnant case.

III. FLAVOR INSTABILITY

In Sec. III A we first briefly introduce the theoretical formalism, viz., the dispersion relation (DR) approach [38], widely used in the literature to investigate the occurrence of neutrino flavor conversions. In Sec. III B we look for the conditions leading to flavor instabilities using the simulation data introduced in Sec. II. We then apply the DR formalism to investigate the occurrence of flavor conversions above the neutrino emission surfaces in our merger remnant models in Sec. III C.

A. Dispersion relation formalism

We adopt the density matrix formalism to describe the statistical properties of the neutrino dense gas incorporating flavor mixing [51]. For a given density matrix $\varrho(\mathbf{p}, \mathbf{x}, t)$, its diagonal elements in the flavor basis, $\varrho_{\alpha\alpha}$, record the phase-space distributions f_{ν_α} of a given neutrino flavor ν_α at the space-time location (t, \mathbf{x}) and with momentum \mathbf{p} . The off-diagonal terms $\varrho_{\alpha\beta}$ carry the information about the neutrino mixing (neutrino flavor correlations). In the absence of any mixing, i.e., all neutrinos are in their flavor eigenstates, the off-diagonal elements vanish.

Neglecting general-relativistic effects and collisions of neutrinos with matter, the space-time evolution of the density matrix $\varrho(\mathbf{p}, \mathbf{x}, t)$ is governed by a Liouville equation

$$\partial_t \varrho(\mathbf{p}, \mathbf{x}, t) + \mathbf{v}_\mathbf{p} \cdot \nabla \varrho(\mathbf{p}, \mathbf{x}, t) = -i[\Omega(\mathbf{p}, \mathbf{x}, t), \varrho(\mathbf{p}, \mathbf{x}, t)], \quad (2)$$

where Ω is the Hamiltonian that accounts for the flavor oscillations of neutrinos. On the left hand side of Eq. (2), the first term takes care of the explicit time dependence of ϱ and the second term takes into account the neutrino propagation with velocity $\mathbf{v}_\mathbf{p} \simeq \mathbf{p}/|\mathbf{p}|$ for ultrarelativistic neutrinos. The Hamiltonian matrix Ω on the right hand side can be decomposed as

$$\Omega(\mathbf{p}, \mathbf{x}, t) = \Omega_{\text{vac}} + \Omega_{\text{MSW}} + \Omega_{\nu\nu}, \quad (3)$$

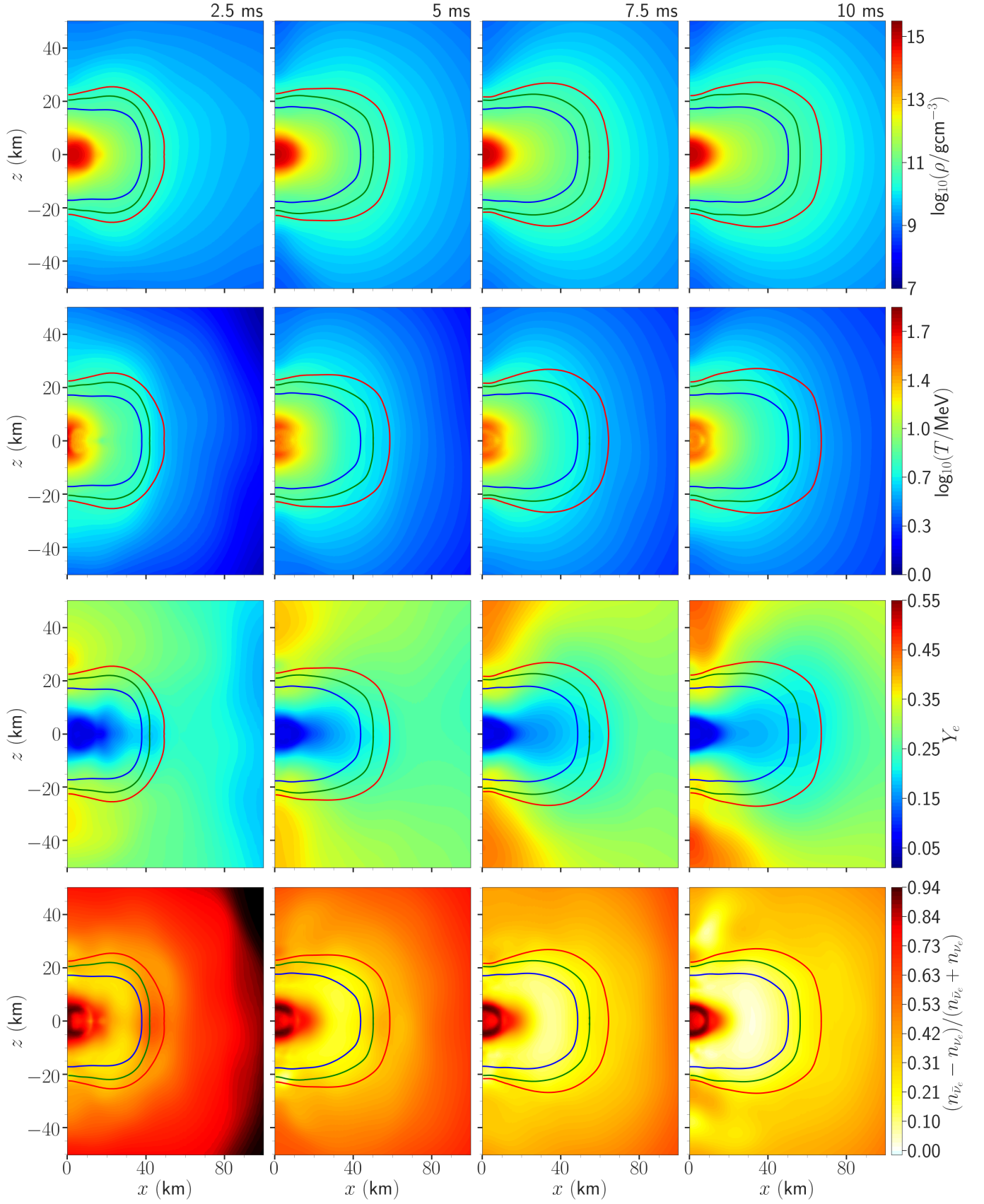


FIG. 3. Same as Fig. 2, but for the simulation with SFHo EoS.

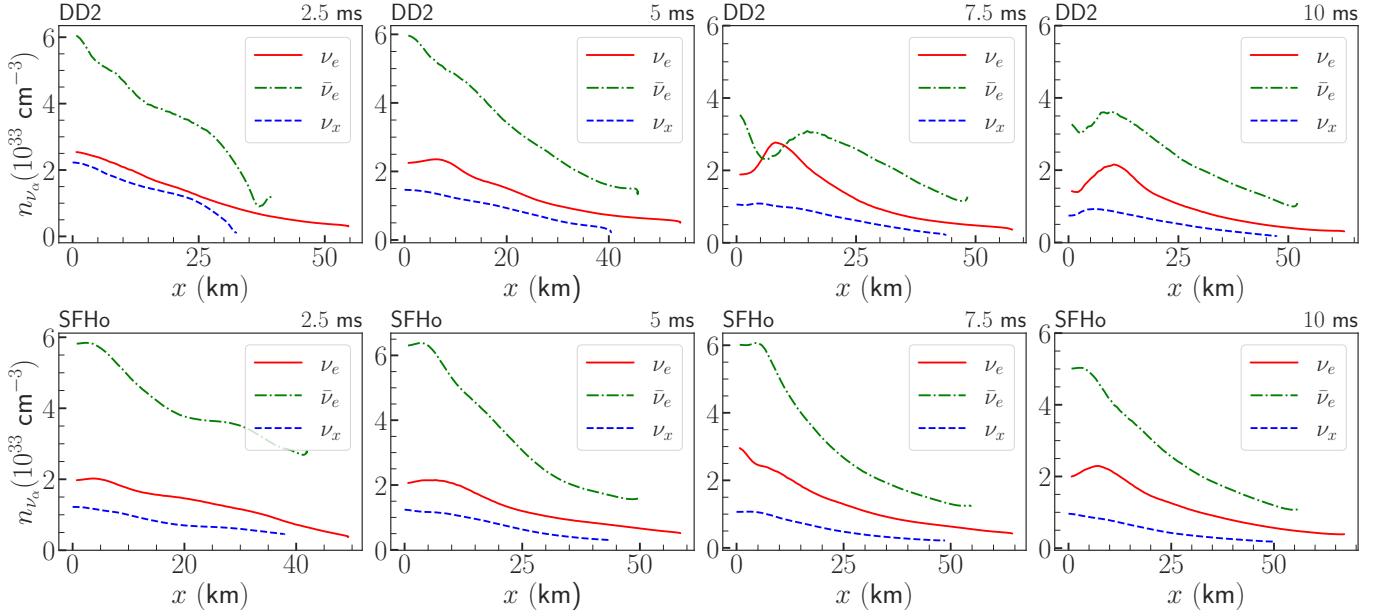


FIG. 4. Number density of ν_e (red solid curves), $\bar{\nu}_e$ (green dash-dotted curves), and ν_x (blue dash lines) on their respective emission surfaces in the northern hemisphere for the $1.35 + 1.35 M_\odot$ merger models with DD2 EoS (top panels) and SFHo EoS (bottom panels) at 2.5, 5, 7.5 and 10 ms post merger. Note that the ν_x number density has been rescaled, see text and Appendix A for details.

where the first term Ω_{vac} takes into account flavor conversions in vacuum. In a simplified two-flavor scenario, $\Omega_{\text{vac}} = \text{diag}(\omega_v/2, -\omega_v/2)$ in the mass basis with $\omega_v = (m_2^2 - m_1^2)/2E$ being the vacuum oscillation frequency of the neutrinos with energy E .

The second term on the right hand side of Eq. (3) embodies the effects of neutrino coherent forward scattering with electrons and nucleons. In the flavor basis, this term can be expressed as

$$\Omega_{\text{MSW}} = (\sqrt{2}G_F n_e) \text{diag}(1, 0), \quad (4)$$

where n_e is the net electron number density. The last term in Eq. (3) is the effective Hamiltonian due to the ν - ν interaction. For a neutrino traveling with momentum \mathbf{p} , $\Omega_{\nu\nu}$ is given by

$$\Omega_{\nu\nu} = \sqrt{2}G_F \int \frac{d^3\mathbf{q}}{(2\pi^3)} (1 - \mathbf{v}_\mathbf{p} \cdot \mathbf{v}_\mathbf{q}) (\varrho(\mathbf{q}, \mathbf{x}, t) - \bar{\varrho}(\mathbf{q}, \mathbf{x}, t)), \quad (5)$$

where $\bar{\varrho}$ is the corresponding density matrix for antineutrinos. The presence of $(1 - \mathbf{v}_\mathbf{p} \cdot \mathbf{v}_\mathbf{q})$ in Eq. (5) leads to multi-angle effects, i.e., neutrinos propagating in different directions experience different $\Omega_{\nu\nu}$. The equation of motion for antineutrinos can be obtained in a similar fashion, by replacing ω_v by $-\omega_v$ in Ω_{vac} .

We focus on a simplified system that deals with two neutrino flavors. Under this assumption, both the density matrix ϱ and the Hamiltonian Ω are 2×2 Hermitian matrices and hence can be expanded in terms of the identity matrix and three Pauli matrices. Thus, we write $\varrho = [(f_{\nu_e} + f_{\nu_x}) + (f_{\nu_e} - f_{\nu_x})\xi]/2$ for neutrinos and

$\bar{\varrho} = -[(f_{\bar{\nu}_e} + f_{\bar{\nu}_x}) + (f_{\bar{\nu}_e} - f_{\bar{\nu}_x})\xi^*]/2$ for antineutrinos. The entity ξ is a matrix defined as

$$\xi = \begin{pmatrix} s & S \\ S^* & -s \end{pmatrix}, \quad (6)$$

where $-1 \leq s \leq 1$ and $|s|^2 + |S|^2 = 1$. In the absence of any flavor correlation $S = 0$. Furthermore, as in previous work that studied the fast neutrino flavor conversion, we omit the vacuum oscillation term in the following discussion as ω_v marginally affects the linear regime [52–54]. With these assumptions and introducing the metric tensor $\eta^{\mu\nu} = \text{diag}(1, -1, -1, -1)$ and for any contra-variant vector A^μ , $A_\mu = \eta_{\mu\nu} A^\nu$, we can recast the Hamiltonian defined in Eq. (3) into the following form

$$\Omega = v^\mu \lambda_\mu \frac{\sigma_3}{2} + \int d\Gamma' v^\mu v'_\mu \xi(\mathbf{v}') g(\mathbf{v}'), \quad (7)$$

where $\mathbf{v} = (\sin \theta \cos \phi, \sin \theta \sin \phi, \cos \theta)$ with velocity $v^\mu = (1, \mathbf{v})$, $d\Gamma = \sin \theta d\theta d\phi$ and $\lambda^\mu = \sqrt{2}G_F n_e(1, \mathbf{v}_\mathbf{m})$ with $\mathbf{v}_\mathbf{m}$ being the vector of the fluid velocity of the background matter. Since the rate of pairwise conversion is much faster than any other inverse time scale involved in the problem, we treat the background matter as stationary and homogeneous: $\lambda_\mu v^\mu = \lambda_0$.

The quantity $g(\mathbf{v})$ is related to the angular distribution of the neutrino ELN angular distribution

$$g(\mathbf{v}) = \sqrt{2}G_F (\Phi_{\nu_e} - \Phi_{\bar{\nu}_e}), \quad (8)$$

where $\Phi_{\nu_\alpha} = dn_{\nu_\alpha}/d\Gamma$. To study the growth of S in the linear regime, we treat the flavor correlation S as a

perturbation and neglect all terms of $O(S^2)$ or higher. Taking $S(t, \mathbf{x}) = Q(\omega, \mathbf{k})e^{-i(\omega t - \mathbf{k} \cdot \mathbf{x})}$, the EoM becomes

$$v_\mu \bar{\lambda}^\mu Q(\omega, \mathbf{k}) = - \int d\Gamma' v^\mu v'_\mu g(\mathbf{v}') Q(\omega, \mathbf{k}). \quad (9)$$

In the above Eq. (9) we have introduced the four vector $\bar{\lambda}^\mu = (\omega - \lambda_0 - \epsilon_0, \mathbf{k} - \boldsymbol{\epsilon})$, $\epsilon_0 \equiv \int d\Gamma g(\mathbf{v})$ and $\boldsymbol{\epsilon} \equiv \int d\Gamma \mathbf{v} g(\mathbf{v})$. Inspecting Eq. (9), one can make the ansatz $Q(\omega, \mathbf{k}) = v_\mu a^\mu / v_\mu \bar{\lambda}^\mu$, with a^μ being the coefficients of eigenfunction solutions. Thus, Eq. (9) becomes

$$v_\mu \Pi^{\mu\nu} a_\nu = 0, \quad (10)$$

where we have used the definition

$$\Pi^{\mu\nu} \equiv \eta^{\mu\nu} + \int d\Gamma g(\mathbf{v}) \frac{v^\mu v^\nu}{v_\sigma \bar{\lambda}^\sigma}. \quad (11)$$

The EoM defined in Eq. (10) holds for any v^μ . Thus, we have the condition $\Pi^{\mu\nu} a_\nu = 0$. Eigenfunctions of the latter have non-trivial solution only if $\Pi^{\mu\nu}$ satisfies the condition

$$\det[\Pi^{\mu\nu}(\omega, \mathbf{k})] = 0. \quad (12)$$

Equation (12) is the DR in flavor space. The solutions of the DR have been classified into several types [39, 41]. If ω is real for real values of \mathbf{k} , a perturbation in S only propagates without growing or damping, i.e., it stays in the linear regime, meaning that no significant flavor conversion occurs. On the other hand, an imaginary solution of ω with $\text{Im}(\omega) > 0$ corresponds to exponentially growing modes. In other words, the flavor correlation $|S|$ grows exponentially with time, leading to significant flavor conversion. Rigorous studies have been carried out to understand the characteristics of the above DR with respect to the ELN angular distribution of neutrinos [38, 39, 41]. It was shown that in the presence of a crossing in the ELN distribution, the DR will yield complex ω solutions for real \mathbf{k} , leading to temporal instabilities. In the following, we examine the ELN distributions above the merger remnants and the corresponding flavor instabilities.

B. Neutrino electron lepton number angular distribution

To construct the ELN distribution above the merger remnant, we follow a method similar to the one adopted in Ref. [34]. First, we assume that both ν_e and $\bar{\nu}_e$ freely propagate outside their respective emission surfaces defined in Sec. II B. Second, we approximate their forward-peaked angular distributions at each point on the emission surfaces as

$$\Phi_{\nu_e, \bar{\nu}_e}(\theta_n) = \frac{n_{\nu_e, \bar{\nu}_e}}{4\pi} (1 + \cos \theta_n), \quad (13)$$

where θ_n is the angle with respect to the normal direction of the location on the emission surface. Ignoring the minor effect of GR bending, we can then ray-trace the neutrino intensities from the emission surfaces to obtain their angular distributions at any location above the surfaces.

Figures 5 and 6 show the obtained ELN distributions as a function of the local angular variables θ (angle with respect to the z -axis) and ϕ (angle with respect to the x -axis on the x - y plane) at selected locations above the ν_e surface at 2.5, 5, 7.5 and 10 ms after the coalescence, for the $1.35 + 1.35 M_\odot$ merger models with DD2 and SFHo EoS, respectively. Here we only show the sign of the ELN distribution to highlight the crossing. The blue shade represents the region where the net ELN is positive while the red region corresponds to negative ELN. The top panel shows the ELN distribution at a representative point on the z axis and the middle and bottom panels show the ELN distributions at near-center and outer regions above the ν_e surface. Note here that Figs. 5 and 6 only show the ELN distribution for $\phi/\pi \geq 0$ as the distributions for axis-symmetric emission surfaces possess reflection symmetry, $\Phi_{\nu_e, \bar{\nu}_e}(\cos \theta, \phi) = \Phi_{\nu_e, \bar{\nu}_e}(\cos \theta, -\phi)$.

The angular coverage of the ν_e and $\bar{\nu}_e$ fluxes at a point (x, z) is determined by the geometry of the ν_e and $\bar{\nu}_e$ emission surfaces. On the other hand, the ELN angular distribution is determined by the combination of the emission surface geometries and their respective emission properties, including the relative strength of ν_e and $\bar{\nu}_e$ and the angular dependence of the emission. For example, the ELN angular distribution at any point on the z axis above the emission surface is independent of ϕ , reflecting the (assumed) rotational symmetry of the merger remnants about the z axis. As we move away from the z axis, the ELN distribution becomes dependent on ϕ (second and third panels). For both EoS, the angular coverage in θ slightly increases with time for a given (x, z) , caused by the expansion of the emission surfaces. This is different from what was found in Ref. [34] where the central remnant is a BH for which the size of the $\nu_e/\bar{\nu}_e$ emitting torus surfaces shrinks with time. As $\bar{\nu}_e$ are more abundant than ν_e in most parts of the emission region during the first 10 ms (see Fig. 4), the overall shapes of the ELN crossings are qualitatively similar. The only exception is represented by the snapshot at 7.5 ms for the case with DD2 EoS, for which the inner region above the merger remnant shows a double ELN crossing structure, see the left and middle panels in the third row. This is related to the dip of the $\bar{\nu}_e$ density on the $\bar{\nu}_e$ surface at ~ 10 km discussed in Sec. II B. Also, the ELN angular distribution in Fig. 6 is more extended toward $\theta = 0$ compared to Fig. 5, resulting from slightly larger radii of the neutrino emission surfaces in the SFHo model. For the simulations adopting $1.25 + 1.45 M_\odot$ binaries, we have similarly checked the ELN distributions during the same time snapshots for both EoS. Unsurprisingly, ELN crossings appear at all times as those shown here.

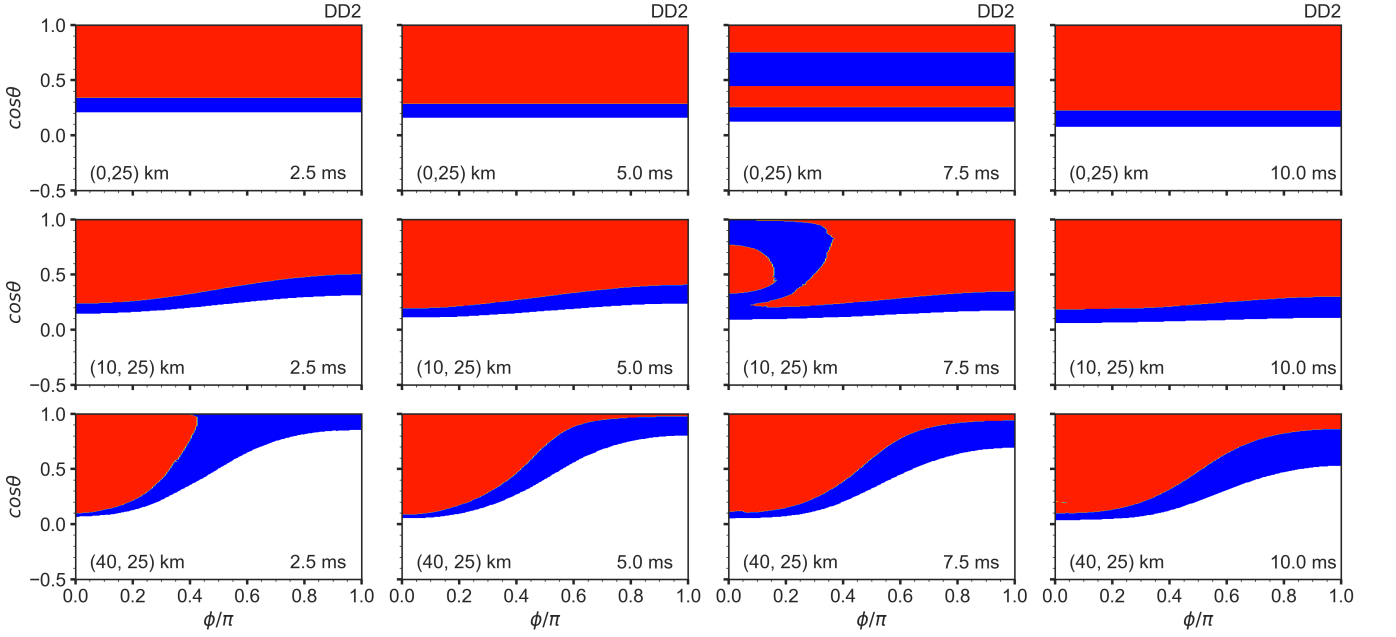


FIG. 5. Neutrino electron lepton number angular crossings at different positions $(x, z) = (0, 25), (10, 25), (40, 25)$ km and times $t = 2.5, 5, 7.5, 10$ ms, above the remnant for the $1.35 + 1.35 M_{\odot}$ model with DD2 EoS. The red (blue) shaded region represents the region where $\Phi_{\nu_e} - \Phi_{\bar{\nu}_e} > 0$ ($\Phi_{\nu_e} - \Phi_{\bar{\nu}_e} < 0$).

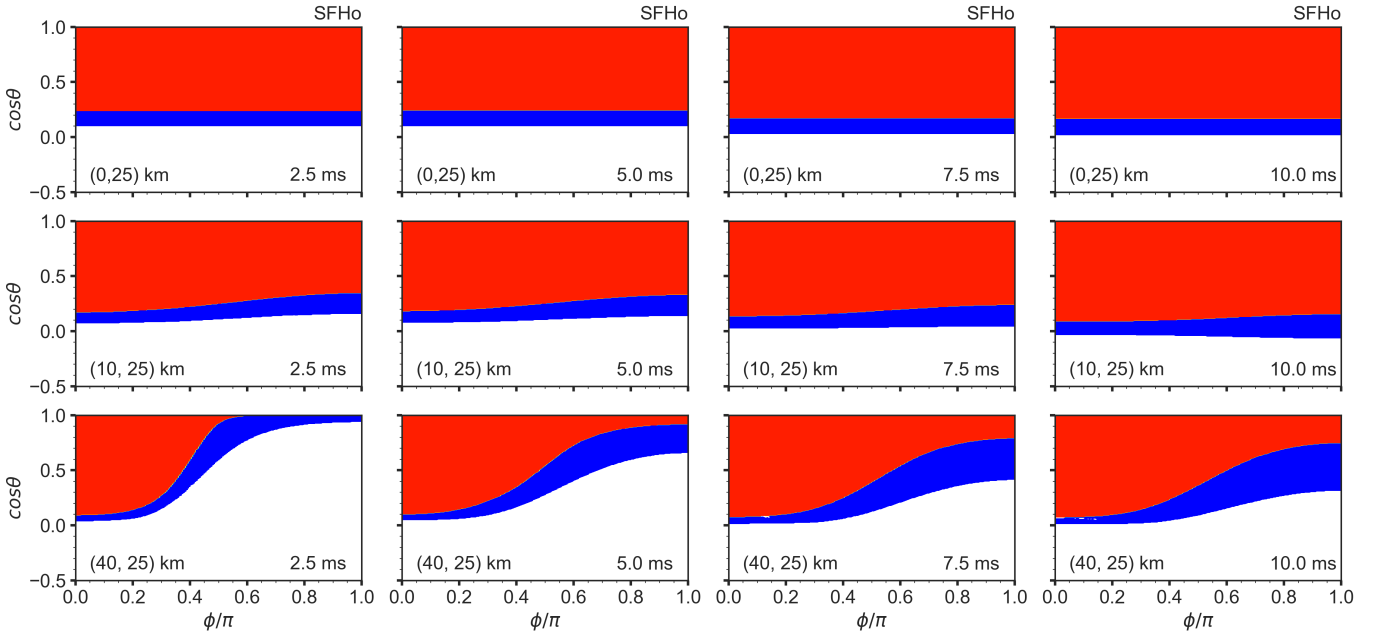


FIG. 6. Same as Fig. 5, but for the $1.35 + 1.35 M_{\odot}$ simulation with SFHo EoS.

C. Flavor instabilities for fast pairwise conversion

After obtaining the ELN distributions above the neutrino emitting surface, we numerically solve the DR [Eq. (12)] starting from the outer neutrino surface to in-

spect whether solutions containing non-zero $\text{Im}(\omega)$ for a

given \mathbf{k} can be found². As the ELN distributions above

² Note that the positive and negative $\text{Im}(\omega)$ solutions always appear together.

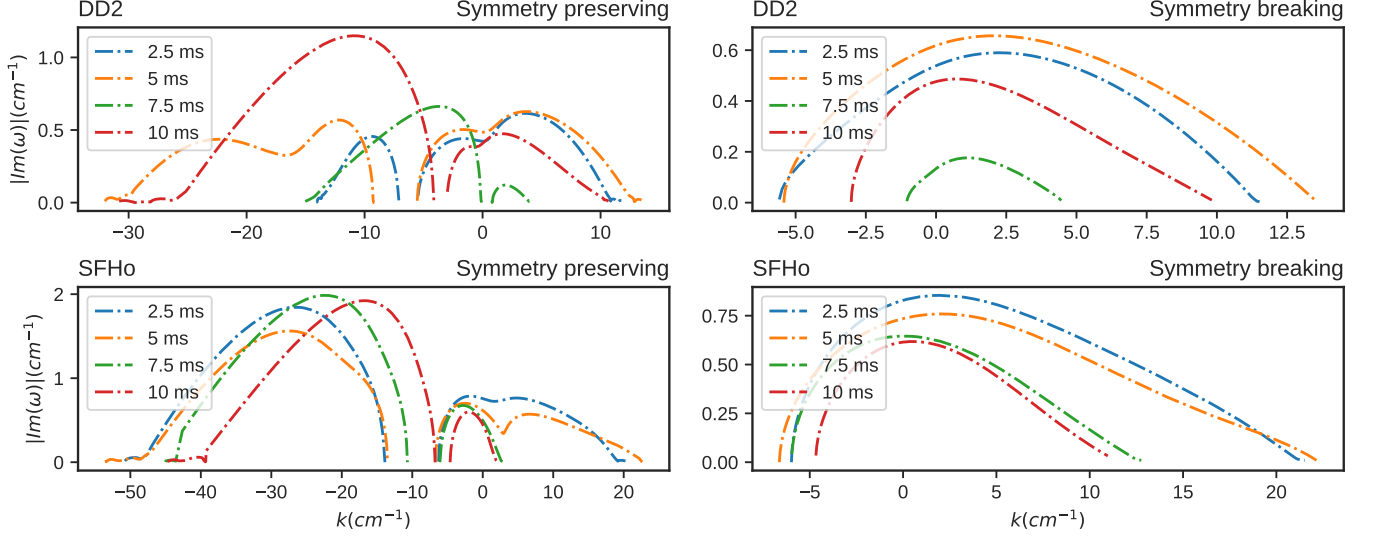


FIG. 7. Solutions of $|Im(\omega)|$ obtained from the DR [Eq. (12)] for $\mathbf{k} = (0, 0, k)$ at the location $(x, z) = (10, 25)$ km above the merger remnant for different times. The top (bottom) panels show the results for the $1.35 + 1.35 M_{\odot}$ model with the DD2 (SFHo) EoS, while the left (right) panels show the symmetry-preserving (symmetry-breaking) solutions.

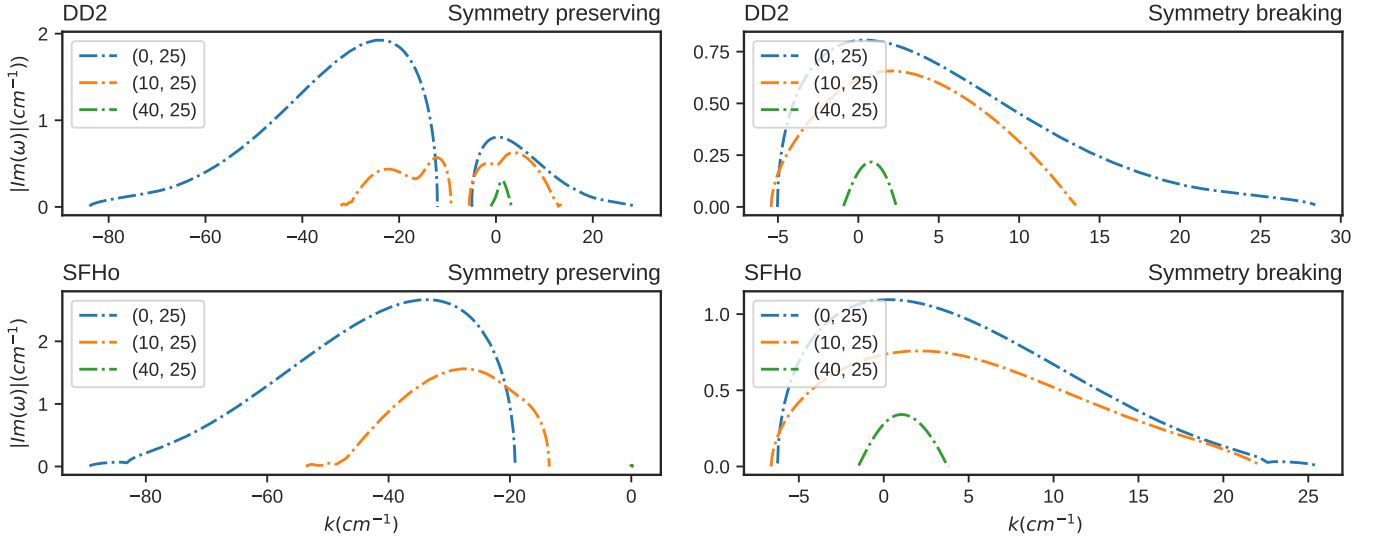


FIG. 8. Solutions of $|Im(\omega)|$ obtained from the DR [Eq. (12)] for $\mathbf{k} = (0, 0, k)$ at 5 ms for different locations labeled by the coordinates (x, z) expressed in km. The top (bottom) panels show the results for the $1.35 + 1.35 M_{\odot}$ model with the DD2 (SFHo) EoS, while the left (right) panels show the symmetry-preserving (symmetry-breaking) solutions.

the merger remnants with axial-symmetry have a reflection symmetry with respect to $\phi \rightarrow -\phi$, one can obtain two different solutions that correspond to the reflection symmetry-preserving and symmetry-breaking cases [33].

We show the obtained $|\text{Im}(\omega)|$ as a function of k_z , taking $k_x = k_y = 0$, at different times for a location at $(x, z) = (10, 25)$ km above the emitting surfaces in Fig. 7 and the solutions for different locations corresponding to the ELN crossing shown in Fig. 8 at 5 ms. The top (bottom) panels are for cases with DD2 (SFHo) EoS while the left (right) panels show the symmetry-preserving (symmetry-breaking) solutions.

Flavor instabilities with growth rate of $\mathcal{O}(1) \text{ cm}^{-1}$ exist at all locations at all times for a large range of k_z . The symmetry preserving solution of the DR has two branches while the symmetry breaking solution has only one branch, similar to what was found in Ref. [33]. Comparing the results for the models with DD2 and SFHo EoS, the growth rate of the flavor instability is generally larger in the latter, as the neutrino emission is stronger with the SFHo EoS. The shape of the solutions is rather stable over time for the case with SFHo EoS. On the other hand, the model with DD2 EoS shows a somewhat stronger time-dependence. In particular, the range of k_z that leads to non-zero $|\text{Im}(\omega)|$ as well as the value of $|\text{Im}(\omega)|$ both decrease at the snapshot of 7.5 ms, when the double crossing shape of the ELN appears (see Fig. 5).

By comparing the solutions at different locations for the $t = 5$ ms snapshot, Fig. 8 shows that $|\text{Im}(\omega)|$ is larger closer to the z -axis for both the symmetry-preserving and symmetry-breaking solutions. This, again, is caused by the fact that Φ_{ν_e} and $\Phi_{\bar{\nu}_e}$ are largest in this region (see Fig. 4).

As shown in Figs. 7 and 8, the symmetry-breaking solutions at all times and all locations contain non-zero $|\text{Im}(\omega)|$ for the mode $\mathbf{k} = 0$. We further show in Fig. 9 the contour plot of $|\text{Im}(\omega)|$ above the neutrino surface for this mode. The plots in this figure clearly show that growth rates of the instability of $\sim \mathcal{O}(1) \text{ cm}^{-1}$ exist everywhere above the remnant at all times. The region closer to the z -axis just above the emission surface has the maximal growth rates. Moving away from the surface, the neutrino flux is suppressed by the geometric effects and the magnitude of the instability decreases in all cases. For the sake of comparison with the existing literature, we find $|\text{Im}(\omega)/\mu| \sim \mathcal{O}(10^{-2})$ for all cases examined here; this value of the growth rate is similar albeit a bit smaller than the ones reported in Refs. [34, 55]. The growth rates $|\text{Im}(\omega)/\mu|$ are generally larger toward the middle region above the ν_e surface, in agreement with the findings of Ref. [33, 34]. This is due to the relative strength of the positive vs. negative ELN strength, in the proximity of crossings between the ν_e and $\bar{\nu}_e$ angular distributions [56]. For a system that is more dominated by ν_e or $\bar{\nu}_e$, i.e., where the positive ELN distribution dominates the negative parts or the other way around, one expects that the value of $|\text{Im}(\omega)/\mu|$ is smaller than in a more balanced system with similar positive and negative

parts of the ELN distribution (see e.g., Ref. [41]). Looking at the ELN crossing pattern shown in Figs. 5 and 6, the locations above the middle part of the remnant have large angular area of $g(\mathbf{v}) > 0$ due to the larger separation of the ν_e and $\bar{\nu}_e$ surfaces (see Fig. 2 and 3). This, in turn, enhances the corresponding values of $|\text{Im}(\omega)/\mu|$ relative to the ones in the inner region closer to the z -axis.

Likewise, when comparing the values of $|\text{Im}(\omega)/\mu|$ to the ones shown in Ref. [34], the more dominant $\bar{\nu}_e$ emission relative to ν_e here, together with the smaller separation of their emission surfaces, results in smaller values of $|\text{Im}(\omega)/\mu|$.

On the other hand, while Ref. [34] showed that the region where the flavor instability exists shrinks on a time scale of $\sim \mathcal{O}(10)$ ms as the BH-disk remnant evolves, the instability region found here remains stable within the examined 10 ms of post-merger evolution. This can have important consequences for the growth of the instabilities and seems to favor the eventual development of flavor conversions in the non-linear regime. The effect of advection hindering the growth of the flavor instabilities for systems with non-sustained and fluctuating unstable conditions shown by Ref. [56] may therefore not happen above the merger remnant, as shown in Ref. [55]. In the case of the models with unequal mass binaries, due to the similar ELN crossing features, we find unstable regions above the merger remnant disk and growth rates very similar to the symmetric models (results not shown here).

We here focus on the diagnostics of flavor instabilities, but do not distinguish whether they belong to the convective or absolute type (see Refs. [41, 57]). This would require solving the full dispersion relation for the complete (ω, \mathbf{k}) space.

IV. MERGER EJECTA AND NUCLEOSYNTHESIS OF THE HEAVY ELEMENTS

In this section, we first analyze the properties of the material ejected during the first $\simeq 10$ ms post merger, examine how neutrino absorption affects the evolution of Y_e of the outflow material, and discuss the nucleosynthesis outcome in the absence of neutrino flavor conversion in Sec. IV A. In Sec. IV B, we further explore the potential effect of fast flavor conversion on the neutrino absorption rates and the outcome of nucleosynthesis of in these ejecta.

A. Ejecta properties and nucleosynthesis

The dynamical ejecta masses extracted at 10 ms post-merger for the $1.35 + 1.35 M_\odot$ merger simulations are $\sim 2.0 \times 10^{-3} M_\odot$ and $3.3 \times 10^{-3} M_\odot$ with the DD2 and SFHo EoS, represented by 783 and 1263 tracer particles, respectively. For the $1.25 + 1.45 M_\odot$ merger cases, the dy-

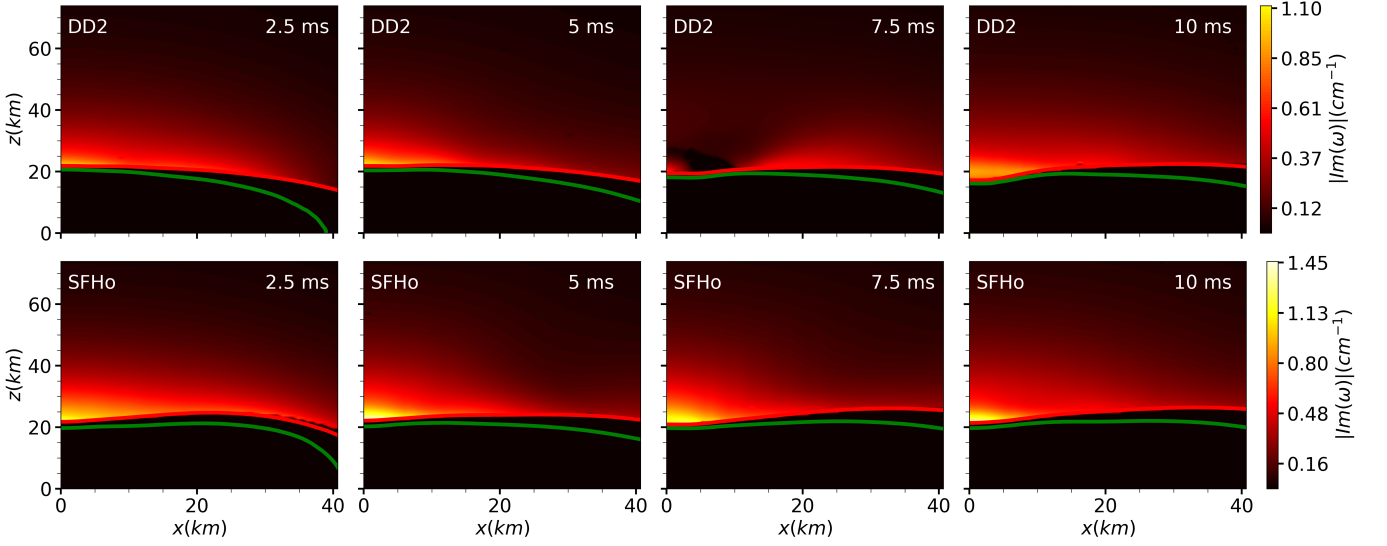


FIG. 9. Contour plots showing $|\text{Im}(\omega)|$ above the ν_e surface for $\mathbf{k} = 0$ at $t = 2.5, 5.0, 7.5$ and 10.0 ms, from left to right, for the $1.35 + 1.35 M_\odot$ model. The top (bottom) panels are based on the model with the DD2 (SFHo) EoS. The red and green solid lines represent the locations of $\bar{\nu}_e$ and ν_e emission surfaces, respectively.

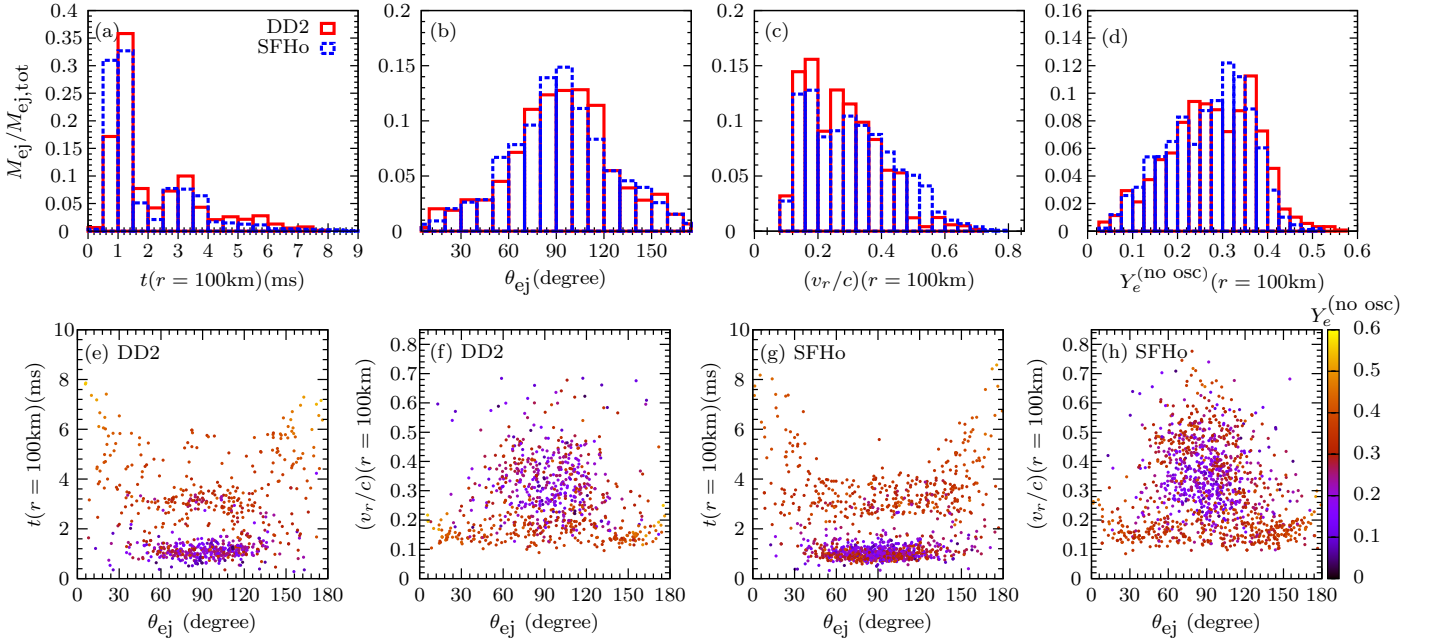


FIG. 10. Histograms of the ejecta mass fraction when the ejecta reach $r = 100$ km at $t(r = 100)$ km, [panel (a)], θ_{ej} [panel (b)], radial velocity v_r at $r = 100$ km, and Y_e at $r = 100$ km without flavor conversions for the simulations with $1.35 + 1.35 M_\odot$ NS binaries. Panel (e) [(g)] and (f) [(h)] show the distributions of each tracer particle in the $t(r = 100)$ km- θ_{ej} and (v_r/c) - θ_{ej} planes with the DD2 (SFHo) EoS. The color coding of each tracer particle indicates its Y_e value at $r = 100$ km without considering flavor conversions.

namical ejecta masses are $\sim 3.2 \times 10^{-3} M_\odot$ (DD2) and $8.7 \times 10^{-3} M_\odot$ (SFHo), represented by 1290 and 4398 tracer particles. In computing the evolution of Y_e for a given tracer particle, we first post-process the neutrino emission data from Ref. [23] to calculate the absorption

rates of ν_e and $\bar{\nu}_e$ on neutrons and protons, $\lambda_{\nu_e}^0$ and $\lambda_{\bar{\nu}_e}^0$ (the superscript 0 here denotes the case where any neutrino flavor conversion is omitted), as detailed in Appendices A and B. These rates are then combined with the nuclear reaction network used in Refs. [58, 59] to com-

pute the nucleosynthesis yields in the merger ejecta. For each tracer particle, we begin the network calculation either at a location where $T = 50$ GK or just outside the disk with height of 25 km and radius of 55 km to make sure that it is outside the ν_e emission surface. The initial nuclear abundances are calculated by using the nuclear statistical equilibrium (NSE) condition. For $T > 10$ GK, we only compute the weak reaction rates to track the Y_e evolution while assuming NSE at each moment to obtain the abundances. When $T \leq 10$ GK, we instead follow the full evolution of all nuclear species and include the feedback due to the nuclear energy release on the ejecta temperature following Ref. [60].

In Fig. 10, we show the distributions of the ejecta mass for the $1.35 + 1.35 M_\odot$ models as a function of the time when the ejecta reach the radius $r = 100$ km at $t(r = 100 \text{ km})$ in panel (a), the angle θ_{ej} (relative to the z -axis) when they leave the simulation domain in panel (b), and the radial velocity v_r at $r = 100$ km in panel (c). We also show, in panel (d), the distributions of Y_e for the ejecta at $r = 100$ km, in the absence of flavor mixing. Additionally, panels (e) and (g) [(f) and (h)] show the distributions of each tracer particle in the plane spanned by $t(r = 100 \text{ km})$ [$v_r(r = 100 \text{ km})$] and θ_{ej} with the corresponding Y_e at 100 km labeled in color for the DD2 and SHFo EoS, respectively. These plots show that, independently of the adopted EoS, most of the material is ejected within the first ~ 2 ms with lower $Y_e \lesssim 0.3$, within $\sim 45^\circ$ away from the mid-plane. The ejecta launched in the second episode [$t(r = 100 \text{ km}) \simeq 3 - 4$ ms] are similarly distributed closer to the equatorial plane and have $Y_e \simeq 0.4$. After that, neutrino irradiation continues to power the mass ejection along the polar direction with Y_e reaching ~ 0.5 . In terms of the ejecta kinematics, because of the weak interactions, it is clear that Y_e can be raised up to $0.3 - 0.4$ mostly for the material expanding more slowly with $v_r/c \sim 0.1 - 0.2$ at $r = 100$ km, even around the equatorial plane, and reach ~ 0.5 closer to the polar direction.

The main differences between the DD2 and the SFHo EoS results are the following. First, for the simulation with SHFo EoS, the amount of ejecta is larger, particularly during the first ejection episode [see panel (a)], than that with the DD2 EoS; this is a direct consequence of the more violent collision of the two NSs in the case with softer EoS (SHFo), as discussed in Ref. [46]. Second, the amount of high-velocity ejecta with $v_r/c \gtrsim 0.5$ for the SFHo case is also higher for the same reason [see panels (c) and (f)]. Third, the Y_e distribution [panel (d)] for both models shows that $Y_e(r = 100 \text{ km})$ is slightly larger for the DD2 EoS model than for the SFHo EoS one. This reflects the higher $\bar{\nu}_e$ luminosity obtained in the SHFo EoS model (see Fig. 1) leading to larger $\bar{\nu}_e$ absorption rates on protons; hence, Y_e is raised less for the bulk of the ejecta. The high Y_e tail extends to values $\gtrsim 0.5$ in the DD2 EoS model, while it remains $\lesssim 0.5$ in the SFHo EoS model [see panels (c) and (e)]. Interestingly, it is noticeable that the high velocity components

in the SFHo model have more high- Y_e ejecta than in the DD2 model [see panel (f)], different from the main bulk of the ejecta. This is because these ejecta are mainly driven during the early post-merger phase. During this early phase, positron capture is responsible for raising Y_e in the ejecta, rather than neutrino absorption. Thus, in the model with SFHo EoS, the higher post-merger temperature of the remnant due to the more violent merger leads to relatively higher Y_e material in the early fast ejecta.

We show in Fig. 11 the same quantities as in Fig. 10, but for the models with $1.25 + 1.45 M_\odot$ mass binaries. Qualitatively, the features are similar to the ones described above, but they are quantitatively different. For instance, the division between different episodes of mass ejection is less clear, in particular for the SHFo EoS model [see panel (a)]. On average, most of the ejecta have higher velocities, peaked at $\sim 0.25c$ [see panel (c), (f) and (h)]. Moreover, a larger fraction of the ejecta has lower $Y_e \lesssim 0.2$, despite the fact that similarly wide distributions of $0.01 \lesssim Y_e \lesssim 0.5$ are obtained.

Figure 12 shows the resulting abundance distributions for the ejecta of the symmetric and asymmetric merger models with the DD2 and SFHo EoS, in comparison to the re-scaled solar r abundance pattern [61]. Due to the wide-spread Y_e distribution ranging from $0.02 - 0.5$ in all models, all three r -process peaks at $A \simeq 90, 130$, and 195 are in relatively good agreement with the solar abundance pattern. The difference of the high Y_e component discussed above only results in abundance variations at $A \simeq 50 - 80$. In particular, we compute the amount of strontium present at the time of a day, which is of relevance to the potential identification in the spectral analysis of the GW170817 kilonova [11]. The total amount of strontium is $\simeq 8.9 \times 10^{-5} M_\odot$ and $\simeq 3.9 \times 10^{-5} M_\odot$ for the DD2 and SFHo EoS models with equal mass binaries. For the asymmetric merger models, the corresponding amount of strontium is $\simeq 2.66 \times 10^{-4} M_\odot$ and $3.25 \times 10^{-4} M_\odot$, respectively. These results are consistent with the findings of Ref. [11].

References [22, 60, 62, 63] found that some merger ejecta have low Y_e and fast expansion time scale to allow for a neutron-rich freeze-out during the r -process nucleosynthesis. A potentially thin layer of “neutron-skin” at the outskirts of the ejecta may possibly power an early-time UV emission at \sim hours post-merger due to the radioactive heating of neutron decay [7, 62]. We find that the amount of free neutrons at the end of the r -process, for equal-mass binaries, is $\simeq 6.2 \times 10^{-6} M_\odot$ and $6.6 \times 10^{-6} M_\odot$ with the DD2 and SFHo EoS, respectively. These numbers are roughly a factor of 10 smaller than what was found in Ref. [60], which analyzed simulation trajectories without including the weak interactions. The reduction of the amount of free neutrons at the end of the r -process is related to the high post-merger temperature effect raising Y_e even for the early fast ejecta. For the unequal mass binaries, the corresponding amount of free neutrons is $\simeq 9.2 \times 10^{-6} M_\odot$ and $3.1 \times 10^{-6} M_\odot$ for

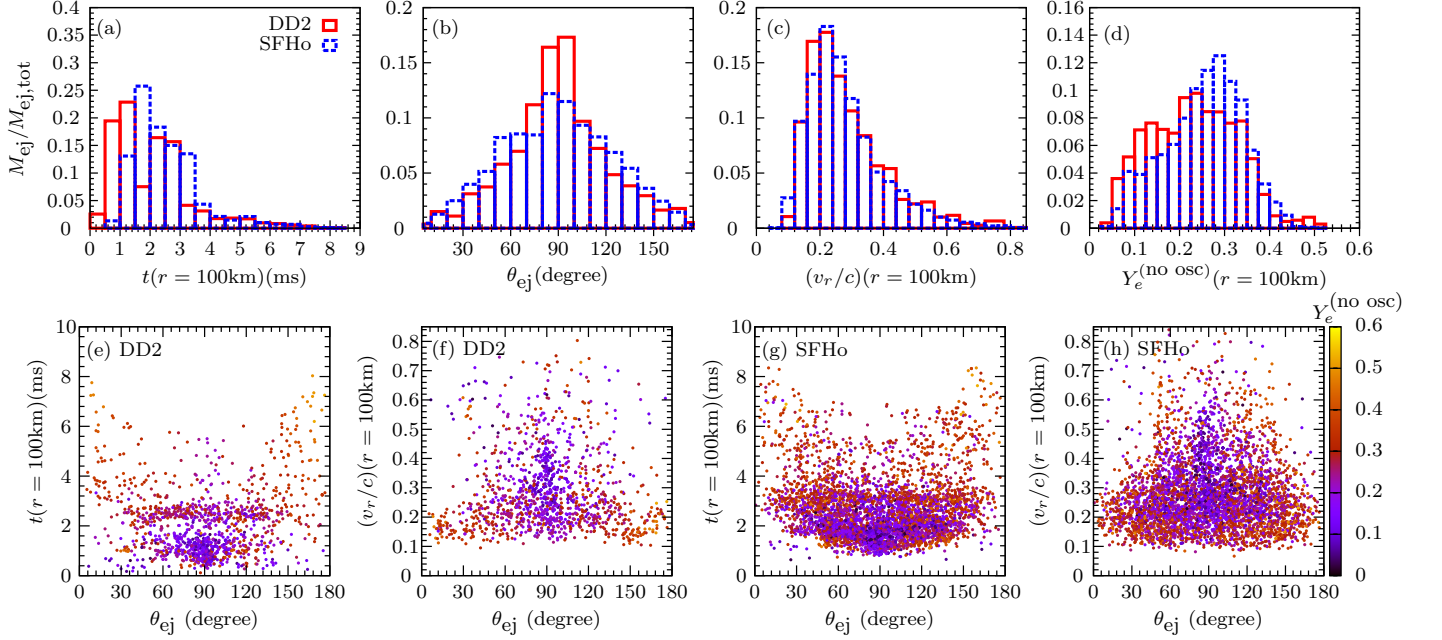


FIG. 11. Same as Fig. 10, but for the $1.25 + 1.45 M_{\odot}$ models.

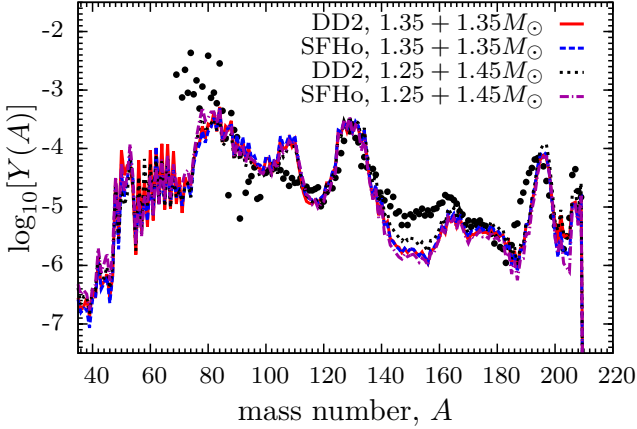


FIG. 12. Nucleosynthesis yields, $Y(A)$, as a function of the nuclear mass number A at the time of 1 Gyr for all NS merger models investigated in this work.

the DD2 EoS model and for the SFHo model. A future (non)identification of this component may shed light on the role of weak interactions in the post-merger environments.

B. Impact of flavor equipartition on Y_e and nucleosynthesis

Following previous work [34, 64], we assume that fast flavor conversions lead to conditions close to flavor equipartition for neutrinos and antineutrinos. The as-

sumption of flavor equilibration is an extreme ansatz, especially in the light of the findings of Ref. [55], which, however, relied on a simplified model of a relic merger disk. Moreover, this simple assumption does not preserve the total electron neutrino lepton number, which is a strictly conserved quantity in the case of pairwise flavor conversions. Nevertheless, our extreme assumption for the flavor ratio is useful to explore the largest possible impact that flavor conversions might have on the nucleosynthesis of the heavy elements. The corresponding neutrino absorption rates can be approximated by

$$\lambda_{\nu_e}^{\text{osc}} = \frac{1}{3} \lambda_{\nu_e}^0 + \frac{2}{3} \lambda_{\nu_x}, \quad (14)$$

$$\lambda_{\bar{\nu}_e}^{\text{osc}} = \frac{1}{3} \lambda_{\bar{\nu}_e}^0 + \frac{2}{3} \lambda_{\bar{\nu}_x}, \quad (15)$$

where λ_{ν_x} and $\lambda_{\bar{\nu}_x}$ are the neutrino absorption rates on free nucleons assuming that all ν_x and $\bar{\nu}_x$ are converted to ν_e and $\bar{\nu}_e$, as detailed in Appendices A and B. We then perform the same nucleosynthesis calculations as in Sec. IV A for all tracer particles in all the merger models by replacing $\lambda_{\nu_e}^0$ and $\lambda_{\bar{\nu}_e}^0$ by $\lambda_{\nu_e}^{\text{osc}}$ and $\lambda_{\bar{\nu}_e}^{\text{osc}}$. Below, we only focus on the findings for the models with equal mass and different EoS because the results obtained in the unequal mass binaries are qualitatively the same, independent of the EoS.

We show in Fig. 13 the comparison of the ratio of $\lambda_{\nu_e}/\lambda_{\bar{\nu}_e}$ evaluated at $r = 100$ km for all tracer particles for the cases with and without flavor equipartition. The corresponding values of $\lambda_{\bar{\nu}_e}$ are also shown. These figures highlight that the neutrino absorption rates are orders of magnitudes larger in the polar region than close to the

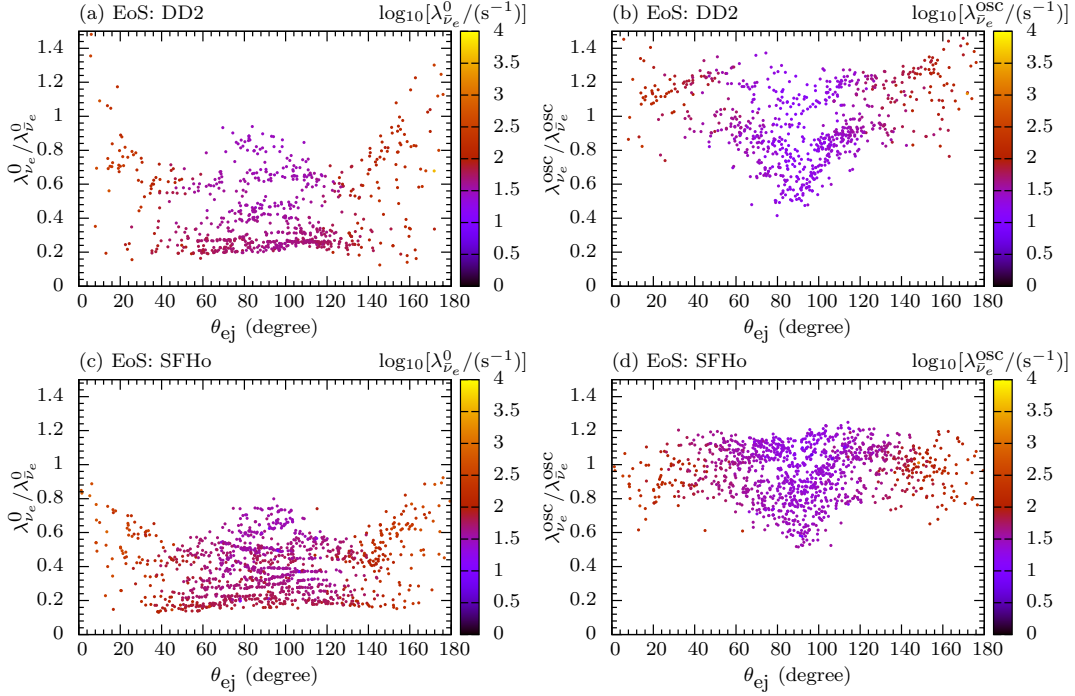


FIG. 13. Distribution of the ratios of the ν_e absorption rates on neutrons, λ_{ν_e} , to the $\bar{\nu}_e$ absorption rates on protons, $\lambda_{\bar{\nu}_e}$, as a function of θ_{ej} for all tracer particles at $r = 100$ km in the $1.35 + 1.35 M_{\odot}$ models. Panels (a) and (c) are without flavor conversions, while panels (b) and (d) include flavor equipartition. The color of each point indicates the absolute rate of $\lambda_{\bar{\nu}_e}$.

equator. For the case without neutrino flavor equipartition, nearly all tracer particles have $\lambda_{\nu_e}^0 / \lambda_{\bar{\nu}_e}^0 \lesssim 1$, reflecting the stronger $\bar{\nu}_e$ flux emitted from its surface. With flavor equipartition, the nearly equal contribution of the converted ν_x and $\bar{\nu}_x$ significantly changes the ratio $\lambda_{\nu_e}^{\text{osc}} / \lambda_{\bar{\nu}_e}^{\text{osc}}$ for both EoS. For the case with DD2 EoS, most of the trajectories with $\theta_{\text{ej}} \lesssim 60^\circ$ or $\theta_{\text{ej}} \gtrsim 120^\circ$ have $\lambda_{\nu_e}^{\text{osc}} / \lambda_{\bar{\nu}_e}^{\text{osc}} \gtrsim 1$. On the other hand, the values of $\lambda_{\nu_e}^{\text{osc}} / \lambda_{\bar{\nu}_e}^{\text{osc}}$ scatter around 1 for the model with SFHo EoS.

The large change in $\lambda_{\nu_e} / \lambda_{\bar{\nu}_e}$ strongly affects the Y_e distribution of the ejecta. Figures 14(a) and 15(a) show $\Delta Y_e \equiv Y_e^{(\text{osc})} - Y_e^{(\text{no osc})}$ calculated at $r = 100$ km for each tracer particles as a function of the corresponding θ_{ej} , where $Y_e^{(\text{osc})}$ and $Y_e^{(\text{no osc})}$ are the Y_e values with and without flavor equipartition. These results show that the flavor equipartition can significantly increase Y_e of the ejecta up to ~ 0.15 for $\theta_{\text{ej}} < 60^\circ$ or $\theta_{\text{ej}} > 120^\circ$ closer to the polar directions. In particular, the increase of Y_e due to flavor equipartition for these ejecta is more pronounced with $Y_e^{(\text{no osc})} \simeq 0.3 - 0.4$. For the ejecta with $Y_e^{(\text{no osc})} \lesssim 0.2$ or $Y_e^{(\text{no osc})} \simeq 0.5$, Y_e is less affected. This is because the ejecta with $Y_e^{(\text{no osc})} \lesssim 0.2$ expand too fast for neutrino absorption to raise Y_e either with or without flavor conversion. On the other hand, for the ejecta with $Y_e^{(\text{no osc})} \simeq 0.5$, $\lambda_{\nu_e} / \lambda_{\bar{\nu}_e} \simeq 1$ even without flavor conversions. As for the tracer particles with $60^\circ \leq \theta_{\text{ej}} \leq 120^\circ$ closer to the disk mid-plane, Y_e is barely influenced by flavor equipartition because of the low neutrino absorp-

tion rates (see Fig. 13).

Figures 14(b)-(d) and 15(b)-(d) further show the comparison of the Y_e distribution for the cases with and without flavor conversion, for the ejecta classified into three groups according to θ_{ej} : the polar ejecta with $60^\circ < |\theta_{\text{ej}} - 90^\circ| \leq 90^\circ$, the middle ejecta with $30^\circ < |\theta_{\text{ej}} - 90^\circ| \leq 60^\circ$, and the equatorial ejecta with $0^\circ \leq |\theta_{\text{ej}} - 90^\circ| \leq 30^\circ$. Flavor equipartition influences the Y_e distribution of the polar ejecta by shifting the peak from ~ 0.4 to ~ 0.55 (0.5) for the DD2 (SFHo) model. The larger (smaller) shift of the Y_e peak in the DD2 (SFHo) model is related to the larger (smaller) values of $\lambda_{\nu_e}^{\text{osc}} / \lambda_{\bar{\nu}_e}^{\text{osc}}$ shown in Fig. 13. For the middle ejecta, a fraction of ejecta originally with $0.3 \lesssim Y_e^{(\text{no osc})} \lesssim 0.4$ has $Y_e^{(\text{osc})} \simeq 0.4 - 0.5$ when flavor equipartition is reached, while the distribution with $Y_e \lesssim 0.3$ is barely altered. As for the equatorial ejecta, the corresponding Y_e distribution is only affected negligibly, as expected.

The impact of flavor equipartition in the neutrino-driven ejecta studied in Ref. [34] is to lower Y_e (see Fig. 11 therein), while Y_e increases in the models investigated in this work, as discussed above. The main difference is that flavor equipartition leads to a larger reduction of λ_{ν_e} and $\lambda_{\bar{\nu}_e}$ in the BH-torus case, due to the vanishingly small ν_x fluxes. Moreover, a significant part of the ejecta in the BH-torus case is ejected on timescales of several tens of milliseconds during which the neutrino luminosities decrease substantially (see Figs. 2 and 8 in Ref. [34]); this leads to much smaller neutrino absorption rates even

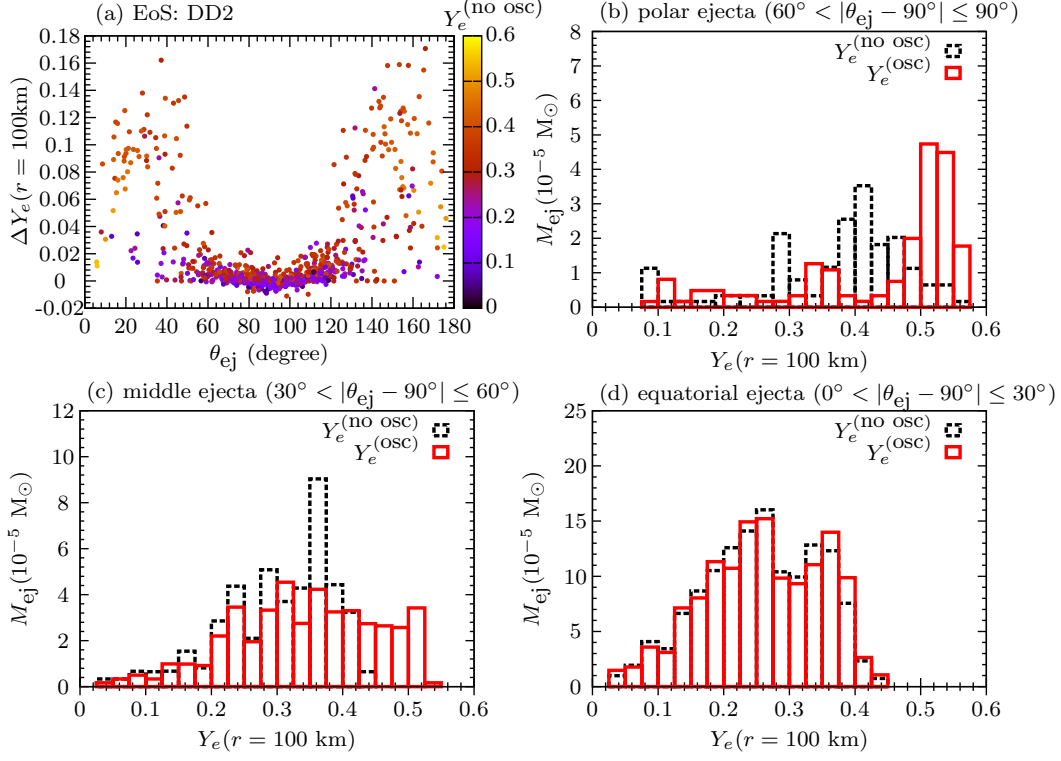


FIG. 14. Impact of neutrino flavor equipartition on the ejecta Y_e for the $1.35 + 1.35 M_\odot$ model with DD2 EoS. Panel (a) shows the distribution $\Delta Y_e = Y_e^{(\text{osc})} - Y_e^{(\text{no osc})}$, at $r = 100$ km, as a function of θ_{ej} for all tracer particles. The color bar represents Y_e without flavor conversions. Panels (b)–(d) show the histograms of the ejecta mass distributions as functions of Y_e at $r = 100$ km, for the polar, middle, and equatorial ejecta, respectively.

without assuming neutrino flavor equipartition. As a consequence, since the ejecta start out as neutron-rich material, a largely reduced Y_e for the neutrino-driven outflow was found in the BH–torus model of Ref. [34].

We show in Fig. 16 the impact of flavor equipartition on the abundance distribution for the polar ejecta ($60^\circ \leq |\theta_{\text{ej}} - 90^\circ| \leq 90^\circ$) for the $1.35 + 1.35 M_\odot$ model with both EoSs. Since flavor equipartition mainly shifts the distribution of high $Y_e \gtrsim 0.3$ material, noticeable changes appear regarding the iron peak and the first peak elements. In particular, the amount of produced $A = 56$ nuclei is enhanced by a factor of $\sim 6(27)$ for the DD2(SFHo) EoS model. The amount of lanthanides in the polar ejecta, relevant to the kilonova color, is affected negligibly for the DD2 model and reduced by \sim a factor of 2 for the SHFo model. Since the polar ejecta contribute up to $\sim 10\%$ to the total ejecta mass considered here, the overall modifications induced by flavor equipartition on the total abundance yields are relatively small. For instance, the change of the produced amount of strontium at the time of a day and the amount of free neutrons at the end of the r -process is at the level of $\sim 10\%$.

V. SUMMARY AND DISCUSSION

In this work, we have examined the neutrino emission properties and the conditions for the occurrence of fast neutrino flavor conversions during the first 10 ms after the coalescence of symmetric ($1.35 + 1.35 M_\odot$) and asymmetric ($1.25 + 1.45 M_\odot$) NS binaries, during which the remnant consists of a hypermassive NS surrounded by an accretion disk. We have also performed detailed analyses regarding the properties of the material ejected during this phase and nucleosynthesis calculations for cases with and without neutrino flavor mixing. Our study is based on the outputs from the general-relativistic simulations with approximate neutrino transport, performed with two different EoS (DD2 and SHFo) based on Refs. [23, 44] and available at [45].

Flavor instabilities that may lead to fast pairwise flavor conversions occur throughout the whole investigated post-merger evolution, independent of the adopted EoS or the mass ratio of the binary. This is a direct consequence of the $\bar{\nu}_e$ emission dominating over the ν_e one due to the protonization of the merger remnant, which leads to crossings in the neutrino ELN angular distributions everywhere above the neutrino emitting surfaces. Our

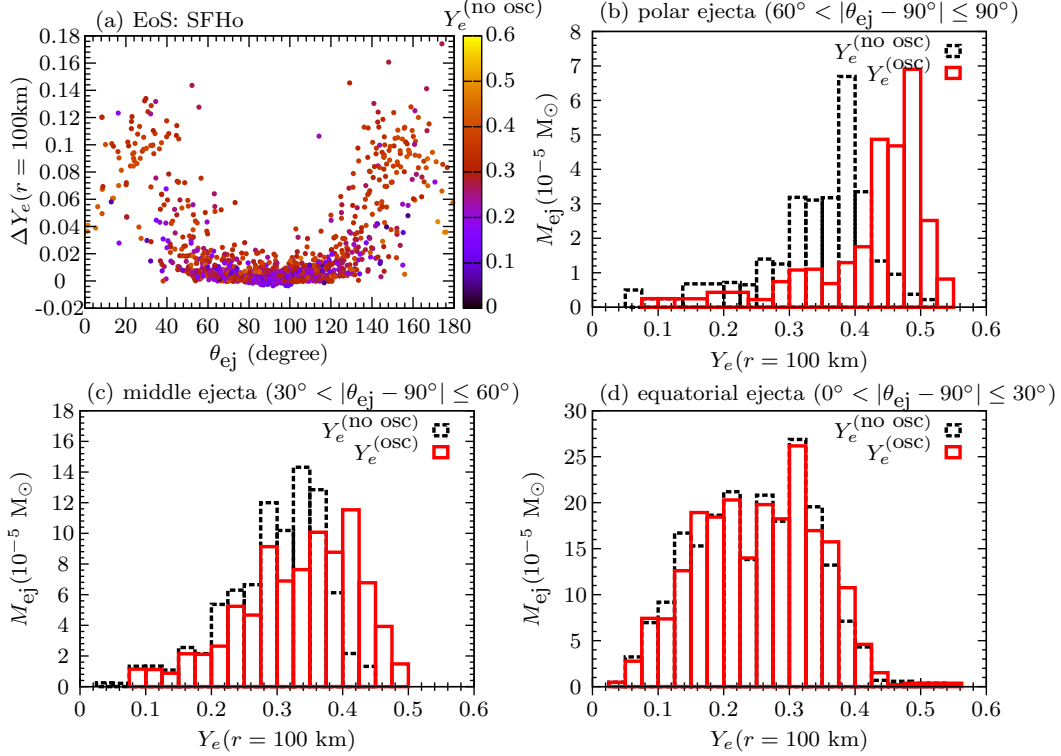


FIG. 15. Same as Fig. 14, but for the $1.35 + 1.35 M_\odot$ model with SHFo EoS.

results thus confirm the earlier conclusions of Ref. [33], which adopted a simple toy-model for the neutrino emission characteristics and emission surface geometry. However, in contrast to the results obtained in Ref. [34], which showed that the region where flavor instabilities exist shrinks on a time scale of $\sim \mathcal{O}(10)$ ms as the BH-disk remnant evolves, the flavor unstable regions reported here remain quite stable within the examined 10 ms of post-merger evolution. Since Refs. [13, 18] reported dominating emission of $\bar{\nu}_e$ over ν_e on time scales longer than $\mathcal{O}(100)$ ms for a hypermassive NS accretion disk system, we expect that the flavor instabilities found in this paper may be sustained for even longer duration and affect the nucleosynthesis in the disk winds.

As for the ejecta properties and the nucleosynthesis outcome, the ejecta contain a wide Y_e distribution up to 0.5 due to the effect of weak interactions including neutrino absorption, allowing for the formation of heavy elements in all three r -process peaks. In particular, a few times $10^{-5} M_\odot$ of strontium are synthesized in the ejecta in all models, consistent with the amount inferred from the GW170817 kilonova observation [11]. We also find that the amount of free neutrons left after the r -process freeze-out is roughly a factor of 10 smaller than the one obtained in simulations without taking into account the effect of weak interactions. This has implications for the prediction of the early-time UV emission that may be

powered by the decay of free neutrons [62].

By relying on the extreme ansatz that fast pairwise conversions lead to flavor equilibration, we find that flavor mixing of neutrinos mostly affects the polar ejecta within $\sim 30^\circ$ by changing the peak Y_e from ~ 0.4 to ~ 0.5 . The dominant effect is thus to reduce the first peak abundances while enhancing the iron peak abundances. This result quantifies the most extreme impact of neutrino flavor conversions on the nucleosynthesis in the early-time ejecta; most likely, the effect due to neutrino flavor conversions should be between our explored two cases with and without oscillations. Note that we have only examined the flavor instability above the neutrino emitting surfaces. Beyond that, future work investigating the occurrence of unstable conditions inside the neutrino-trapping regime, along the lines of recent work done in the context of core-collapse supernovae [65–71], should be carried out. Potential effects due to the presence of turbulence [72] may also play a role in post-merger environments.

Multidimensional numerical simulations tracking the flavor evolution in the presence of fast pairwise conversions (see, e.g., Refs. [54–56, 73–76]), including the collisional term in the equations of motion, are essential to draw robust conclusions on the role of neutrino flavor conversion for the outcome of nucleosynthesis in the ejecta and the corresponding kilonova observables.

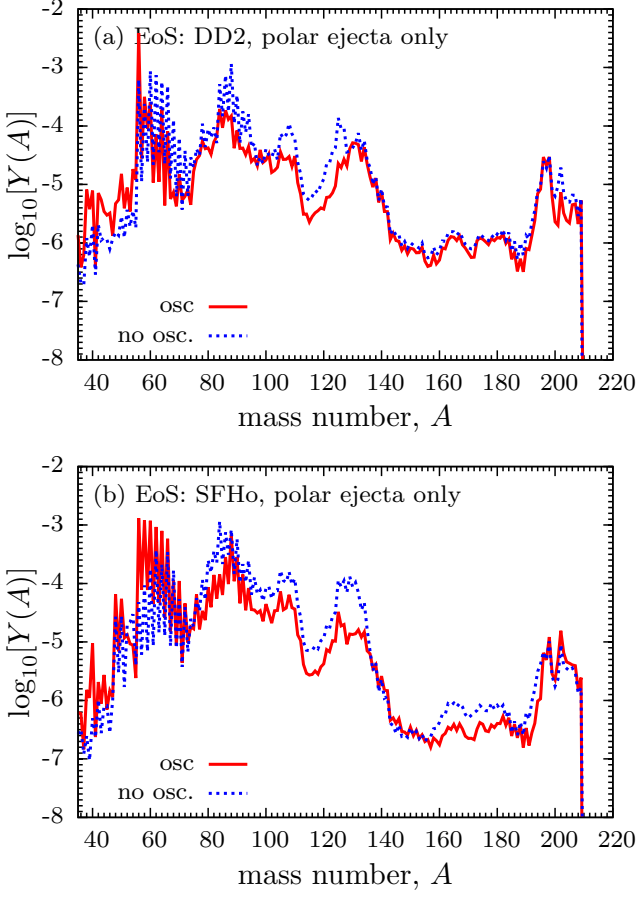


FIG. 16. Nucleosynthesis outcome in the polar ejecta for the cases with and without flavor equipartition for the $1.35 + 1.35 M_{\odot}$ model with DD2 EoS (a) and for the SFHo EoS model (b).

ACKNOWLEDGMENTS

MG and MRW acknowledge support from the Ministry of Science and Technology, Taiwan under Grant No. 107-2119-M-001-038, No. 108-2112-M-001-010, No. 109-2112-M-001-004, the Academia Sinica under project number AS-CDA-109-M11, and the Physics Division of National Center for Theoretical Sciences. IT acknowledges support from the Villum Foundation (Project No. 13164), the Danmarks Frie Forskningsfonds (Project No. 8049-00038B), the Knud Højgaard Foundation. At Garching, funding by the European Research Council through grant ERC-AdG No. 341157-COCO2CASA and by the Deutsche Forschungsgemeinschaft (DFG, German Research Foundation) through grants SFB-1258 “Neutrinos and Dark Matter in Astro- and Particle Physics (NDM)” and under Germany’s Excellence Strategy through Excellence Cluster ORIGINS (EXC 2094)—390783311 is acknowledged.

Appendix A: Computing the neutrino number densities from the simulation data

As the simulation outputs from Refs. [23, 44] did not directly store the ν_e and $\bar{\nu}_e$ absorption rates on free nucleons along the ejecta trajectories, we compute the rates in a post-processing fashion as follows. First, the simulations provide the local ν_e and $\bar{\nu}_e$ energy luminosities and average energies at radii of 50 and 100 km as functions of the polar angle θ (with respect to the z -axis) for different post-merger time snapshots. This allows to compute the ν_e and $\bar{\nu}_e$ number densities at these two radii. Then, at a given time t , for any spatial coordinate \mathbf{x} on a trajectory with radius $50 \text{ km} \leq r \leq 100 \text{ km}$ (with an angle θ), we compute the corresponding number densities of ν_e and $\bar{\nu}_e$ by linearly interpolating the logarithmic values of the densities obtained above at $r = 50$ and 100 km . Once we have the number densities of the ν_e and $\bar{\nu}_e$, the absorption rates for $50 \text{ km} \leq r \leq 100 \text{ km}$ can be computed using Eqs. (B1) and (B2) in Appendix. B. For $r > 100 \text{ km}$, we extrapolate the rates assuming that they scale as r^{-2} :

$$\lambda_{\nu_\alpha}(r > 100 \text{ km}) = \lambda_{\nu_\alpha}(r = 100 \text{ km}) \times \left(\frac{100 \text{ km}}{r} \right)^2, \quad (\text{A1})$$

For $r < 50 \text{ km}$, we take a different form of extrapolation to partly account for the finite-size emission geometry:

$$\lambda_{\nu_\alpha}(r < 50 \text{ km}) = \lambda_{\nu_\alpha}(r = 50 \text{ km}) \times \left(\frac{1 - \sqrt{1 - (r_0/r)^2}}{1 - \sqrt{1 - (r_0/(50 \text{ km})^2)} \right)^2, \quad (\text{A2})$$

with $r_0 = 25 \text{ km}$. We have checked that even simply taking the $1/r^2$ extrapolation for regions with $r < 50 \text{ km}$ leads to nearly identical results to those obtained by using Eq. (A2).

Figure 17 compares the Y_e distribution at $r = 100 \text{ km}$, obtained by the simulation of Ref. [23] to the one obtained by using the above neutrino absorption rates in the nuclear reaction network described in Sec. IV A. It shows that the Y_e distributions agree with each other reasonably well.

For ν_x , since the simulations do not store the energy luminosity and average energy in the bins at 50 and 100 km, we estimate the ν_x number density and average energy along each ejecta trajectory as follows. First, the locations of the ν_x surface and the associated temperatures for times between $2.5 \leq t \leq 10 \text{ ms}$ are interpolated by using the data provided at 2.5, 5, 7.5 and 10 ms. Then, for a given time t , a ν_x number density on each point \vec{x} , $\tilde{n}_{\nu_x}(\vec{x})$, at the emission surface following the Fermi-Dirac distribution with temperature $T(\vec{x}_i)$ and zero chemical potential can be easily calculated. We then re-normalize the total neutrino number luminosity emitted from the ν_x surface to the value given by simulation data,

$$L_{N,\nu_x} = \frac{L_{\nu_x}}{\langle E_{\nu_x} \rangle} = \frac{5 \cdot \xi}{12} \int dS \tilde{n}_{\nu_x}, \quad (\text{A3})$$

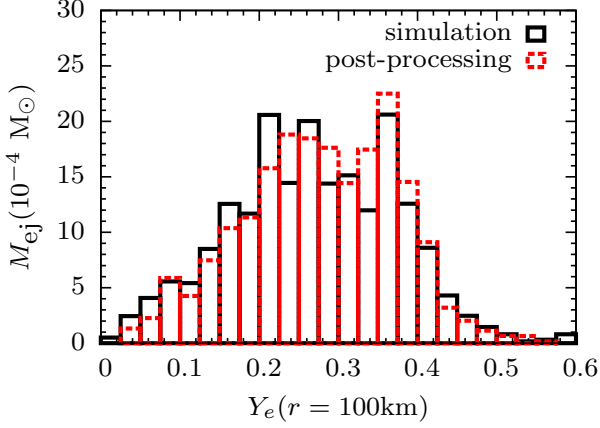


FIG. 17. Ejecta Y_e histograms computed via post-processing and as from the simulations of Refs. [23, 44].

where L_{ν_x} and $\langle E_{\nu_x} \rangle$ are the energy luminosity and mean energy of ν_x shown in Fig. 1, respectively. The quantity dS is the differential surface area on the ν_x surface. The factor $5/12$ accounts for the forward peaked angular profile of ν_x emission consistent with Eq. (13), and ξ is the normalization constant. Correspondingly, the rescaled ν_x number density on their emission surface is given by $n_{\nu_x}(\vec{x}) = \xi \tilde{n}_{\nu_x}(\vec{x})$.

We assume the ν_x average energy at each location \vec{x} on the emission surface to be

$$\langle E_{\nu_x} \rangle(\vec{x}) = \frac{1}{2} (\langle E_{\nu_x} \rangle + 3.15 T(\vec{x})), \quad (\text{A4})$$

to partly account for the fact that the ν_x - e^\pm scatterings, which can down-scatter ν_x , was not included in the numerical simulations of Ref. [23]. Since the local temperature on the ν_x emission surface within $x \lesssim 20$ km is found to be $\gtrsim 6$ MeV, the main effect of the above choice is to reduce the $\langle E_{\nu_x} \rangle(\vec{x})$ at the outer edge of the emission surface. We have additionally confirmed that adopting a location independent average energy of ν_x given by $\langle E_{\nu_x} \rangle$ does not qualitatively change our results shown in the main text.

For $t < 2.5$ ms, we simply assume that the neutrino emission surface is the same as the one at $t = 2.5$ ms, and scale the number density $n_{\nu_x}(\vec{x}, t)$ and the average energy $\langle E_{\nu_x} \rangle(\vec{x}, t)$ in the following way

$$n_{\nu_x}(\vec{x}, t) = n_{\nu_x}(\vec{x}, t = 2.5 \text{ ms}) \left(\frac{L_{N, \nu_x}(t)}{L_{N, \nu_x}(t = 2.5 \text{ ms})} \right), \quad (\text{A5})$$

$$\langle E_{\nu_x} \rangle(\vec{x}, t) = \langle E_{\nu_x} \rangle(\vec{x}, t = 2.5 \text{ ms}) \left(\frac{\langle E_{\nu_x} \rangle(t)}{\langle E_{\nu_x} \rangle(t = 2.5 \text{ ms})} \right). \quad (\text{A6})$$

Once we have the desired quantities on the emission surface for all times, we use the same ray-tracing tech-

nique as in the main text to compute the ν_x number densities for the locations crossed by the trajectories. The absorption rates of the converted ν_x and $\bar{\nu}_x$ on nucleons, λ_{ν_x} and $\lambda_{\bar{\nu}_x}$, along all trajectories, are similarly computed as those of ν_e and $\bar{\nu}_e$ given in Appendix B by replacing the corresponding number densities, the average energies, and other higher energy moments.

Appendix B: Computing the neutrino absorption rates

In order to compute the evolution of Y_e for the outflows for the cases with and without flavor conversions, we first compute the number densities and average energies of ν_e , $\bar{\nu}_e$ and ν_x (without flavor conversions) along the trajectories of all tracer particles by post-processing the simulation data as detailed in Appendix A. For the case without flavor conversions, we follow Ref. [77] to calculate the ν_e and $\bar{\nu}_e$ absorption on free nucleons:

$$\lambda_{\nu_e}^0 = n_{\nu_e} \langle \sigma_{\nu_e} \rangle, \quad (\text{B1})$$

$$\lambda_{\bar{\nu}_e}^0 = n_{\bar{\nu}_e} \langle \sigma_{\bar{\nu}_e} \rangle, \quad (\text{B2})$$

where $\langle \sigma_{\nu_e} \rangle$ and $\langle \sigma_{\bar{\nu}_e} \rangle$ are the spectrally averaged absorption cross-sections of ν_e and $\bar{\nu}_e$. By taking into account the recoil corrections and weak magnetism [78], the average neutrino capture cross sections are approximated by

$$\langle \sigma_{\nu_e} \rangle \simeq k \langle E_{\nu_e} \rangle \varepsilon_{\nu_e} \left[1 + 2 \left(\frac{\Delta}{\varepsilon_{\nu_e}} \right) + a_{\nu_e} \left(\frac{\Delta}{\varepsilon_{\nu_e}} \right)^2 \right] W_{\nu_e}, \quad (\text{B3})$$

$$\langle \sigma_{\bar{\nu}_e} \rangle \simeq k \langle E_{\bar{\nu}_e} \rangle \varepsilon_{\bar{\nu}_e} \left[1 + 2 \left(\frac{\Delta}{\varepsilon_{\bar{\nu}_e}} \right) + a_{\bar{\nu}_e} \left(\frac{\Delta}{\varepsilon_{\bar{\nu}_e}} \right)^2 \right] W_{\bar{\nu}_e}, \quad (\text{B4})$$

where $k = 9.3 \times 10^{-44} \text{ cm}^2/\text{MeV}^2$, $\varepsilon_{\nu_e, \bar{\nu}_e} = \langle E_{\nu_e, \bar{\nu}_e}^2 \rangle / \langle E_{\nu_e, \bar{\nu}_e} \rangle$, $a_{\nu_e, \bar{\nu}_e} = \langle E_{\nu_e, \bar{\nu}_e}^2 \rangle / \langle E_{\nu_e, \bar{\nu}_e} \rangle^2$, and $\Delta = (m_n - m_p) = 1.293$ MeV is the neutron-proton mass difference. The weak-magnetism and recoil correction factors $W_{\nu_e, \bar{\nu}_e}$ are given by

$$W_{\nu_e} = \left[1 + 1.02 \frac{b_{\nu_e} \varepsilon_{\nu_e}}{M} \right], \quad (\text{B5})$$

$$W_{\bar{\nu}_e} = \left[1 - 7.22 \frac{b_{\bar{\nu}_e} \varepsilon_{\bar{\nu}_e}}{M} \right], \quad (\text{B6})$$

where $b_{\nu_e, \bar{\nu}_e} = \langle E_{\nu_e, \bar{\nu}_e}^3 \rangle \langle E_{\nu_e, \bar{\nu}_e} \rangle / \langle E_{\nu_e, \bar{\nu}_e}^2 \rangle^2$ is the spectral shape factor for $\nu_e(\bar{\nu}_e)$ and $M = 940$ is roughly the mass of a nucleon in MeV. Note that in deriving the rates through the above equations, we have assumed zero chemical potentials for all neutrino species to compute the i -th neutrino energy moments $\langle E_{\nu_i}^i \rangle$.

* kuttan.mgc@gmail.com

† mwu@gate.sinica.edu.tw

‡ tamborra@nbi.ku.dk

§ ricardar@mpa-garching.mpg.de

¶ thj@mpa-garching.mpg.de

- [1] James M. Lattimer and David N. Schramm, “Black-hole-neutron-star collisions,” *Astrophys. J.* **192**, L145–L147 (1974).
- [2] David Eichler, Mario Livio, Tsvi Piran, and David N. Schramm, “Nucleosynthesis, Neutrino Bursts and Gamma-Rays from Coalescing Neutron Stars,” *Nature* **340**, 126–128 (1989).
- [3] John J. Cowan, Christopher Sneden, James E. Lawler, Ani Aprahamian, Michael Wiescher, Karlheinz Langanke, Gabriel Martínez-Pinedo, and Friedrich-Karl Thielemann, “Origin of the Heaviest Elements: the Rapid Neutron-Capture Process,” (2019), [arXiv:1901.01410 \[astro-ph.HE\]](#).
- [4] Li-Xin Li and Bohdan Paczynski, “Transient events from neutron star mergers,” *Astrophys. J.* **507**, L59 (1998), [arXiv:astro-ph/9807272 \[astro-ph\]](#).
- [5] Shrinivas R. Kulkarni, “Modeling supernova-like explosions associated with gamma-ray bursts with short durations,” (2005), [arXiv:astro-ph/0510256 \[astro-ph\]](#).
- [6] B. D. Metzger, G. Martínez-Pinedo, S. Darbha, E. Quataert, A. Arcones, D. Kasen, R. Thomas, P. Nugent, I. V. Panov, and N. T. Zinner, “Electromagnetic Counterparts of Compact Object Mergers Powered by the Radioactive Decay of R-process Nuclei,” *Mon. Not. Roy. Astron. Soc.* **406**, 2650 (2010), [arXiv:1001.5029 \[astro-ph.HE\]](#).
- [7] Brian D. Metzger, “Kilonovae,” *Living Rev. Rel.* **20**, 3 (2017), [arXiv:1610.09381 \[astro-ph.HE\]](#).
- [8] Benjamin P. Abbott et al. (Virgo and LIGO Scientific Collaborations), “GW170817: Observation of Gravitational Waves from a Binary Neutron Star Inspiral,” *Phys. Rev. Lett.* **119**, 161101 (2017), [arXiv:1710.05832 \[gr-qc\]](#).
- [9] Benjamin P. Abbott et al. (Fermi-GBM, INTEGRAL, Virgo and LIGO Scientific Collaborations), “Gravitational Waves and Gamma-Rays from a Binary Neutron Star Merger: GW170817 and GRB 170817A,” *Astrophys. J.* **848**, L13 (2017), [arXiv:1710.05834 \[astro-ph.HE\]](#).
- [10] B. P. Abbott et al. (GROND, SALT Group, OzGrav, DFN, INTEGRAL, Virgo, Insight-Hxmt, MAXI Team, Fermi-LAT, J-GEM, RATIR, IceCube, CAAS-TRO, LWA, ePESSTO, GRAWITA, RIMAS, SKA South Africa/MeerKAT, H.E.S.S., 1M2H Team, IKI-GW Follow-up, Fermi GBM, Pi of Sky, DWF (Deeper Wider Faster Program), Dark Energy Survey, MASTER, AstroSat Cadmium Zinc Telluride Imager Team, Swift, Pierre Auger, ASKAP, VINROUGE, JAGWAR, Chandra Team at McGill University, TTU-NRAO, GROWTH, AGILE Team, MWA, ATCA, AST3, TOROS, Pan-STARRS, NuSTAR, ATLAS Telescopes, BOOTES, CaltechNRAO, LIGO Scientific, High Time Resolution Universe Survey, Nordic Optical Telescope, Las Cumbres Observatory Group, TZAC Consortium, LOFAR, IPN, DLT40, Texas Tech University, HAWC, ANTARES, KU, Dark Energy Camera GW-EM, CALET, Euro VLBI Team, and ALMA Collaborations), “Multi-messenger Observations of a Binary Neutron Star Merger,” *Astrophys. J.* **848**, L12 (2017), [arXiv:1710.05833 \[astro-ph.HE\]](#).
- [11] Darach Watson et al., “Identification of strontium in the merger of two neutron stars,” *Nature* **574**, 497–500 (2019), [arXiv:1910.10510 \[astro-ph.HE\]](#).
- [12] Shinya Wanajo, Yuichiro Sekiguchi, Nobuya Nishimura, Kenta Kiuchi, Koutarou Kyutoku, and Masaru Shibata, “Production of all the r -process nuclides in the dynamical ejecta of neutron star mergers,” *Astrophys. J.* **789**, L39 (2014), [arXiv:1402.7317 \[astro-ph.SR\]](#).
- [13] Albino Perego, Stephan Rosswog, Ruben M. Cabezón, Oleg Korobkin, Roger Käppeli, Almudena Arcones, and Matthias Liebendörfer, “Neutrino-driven winds from neutron star merger remnants,” *Mon. Not. Roy. Astron. Soc.* **443**, 3134–3156 (2014), [arXiv:1405.6730 \[astro-ph.HE\]](#).
- [14] Rodrigo Fernández and Brian D. Metzger, “Delayed outflows from black hole accretion tori following neutron star binary coalescence,” *Mon. Not. Roy. Astron. Soc.* **435**, 502 (2013), [arXiv:1304.6720 \[astro-ph.HE\]](#).
- [15] Yuichiro Sekiguchi, Kenta Kiuchi, Koutarou Kyutoku, and Masaru Shibata, “Dynamical mass ejection from binary neutron star mergers: Radiation-hydrodynamics study in general relativity,” *Phys. Rev.* **D91**, 064059 (2015), [arXiv:1502.06660 \[astro-ph.HE\]](#).
- [16] David Radice, Filippo Galeazzi, Jonas Lippuner, Luke F. Roberts, Christian D. Ott, and Luciano Rezzolla, “Dynamical Mass Ejection from Binary Neutron Star Mergers,” *Mon. Not. Roy. Astron. Soc.* **460**, 3255–3271 (2016), [arXiv:1601.02426 \[astro-ph.HE\]](#).
- [17] Francois Foucart, Evan O’Connor, Luke Roberts, Lawrence E. Kidder, Harald P. Pfeiffer, and Mark A. Scheel, “Impact of an improved neutrino energy estimate on outflows in neutron star merger simulations,” *Phys. Rev. D* **94**, 123016 (2016), [arXiv:1607.07450 \[astro-ph.HE\]](#).
- [18] Sho Fujibayashi, Kenta Kiuchi, Nobuya Nishimura, Yuichiro Sekiguchi, and Masaru Shibata, “Mass Ejection from the Remnant of a Binary Neutron Star Merger: Viscous-Radiation Hydrodynamics Study,” *Astrophys. J.* **860**, 64 (2018), [arXiv:1711.02093 \[astro-ph.HE\]](#).
- [19] Jonah M. Miller, Benjamin R. Ryan, Joshua C. Dolence, Adam Burrows, Christopher J. Fontes, Christopher L. Fryer, Oleg Korobkin, Jonas Lippuner, Matthew R. Mumpower, and Ryan T. Wollaeger, “Full Transport Model of GW170817-Like Disk Produces a Blue Kilonova,” *Phys. Rev.* **D100**, 023008 (2019), [arXiv:1905.07477 \[astro-ph.HE\]](#).
- [20] Trevor Vincent, Francois Foucart, Matthew D. Duez, Roland Haas, Lawrence E. Kidder, Harald P. Pfeiffer, and Mark A. Scheel, “Unequal Mass Binary Neutron Star Simulations with Neutrino Transport: Ejecta and Neutrino Emission,” *Phys. Rev. D* **101**, 044053 (2020), [arXiv:1908.00655 \[gr-qc\]](#).
- [21] S. Wanajo, “The rp -process in neutrino-driven winds,” *Astrophys. J.* **647**, 1323–1340 (2006), [arXiv:astro-ph/0602488](#).
- [22] S. Goriely, A. Bauswein, H.-T. Janka, S. Panebianco, J.-L. Sida, J.-F. Lemaître, S. Hilaire, and N. Dubray, “The r -process nucleosynthesis during the decompression of neutron star crust material,” *J. Phys. Conf. Ser.* **665**, 012052

- (2016).
- [23] Ricard Ardevol-Pulpillo, H.-Thomas Janka, Oliver Just, and Andreas Bauswein, “Improved Leakage-Equilibration-Absorption Scheme (ILEAS) for Neutrino Physics in Compact Object Mergers,” *Mon. Not. Roy. Astron. Soc.* **485**, 4754–4789 (2019), [arXiv:1808.00006 \[astro-ph.HE\]](#).
 - [24] Stan E. Woosley, “Gamma-ray bursts from stellar mass accretion disks around black holes,” *Astrophys. J.* **405**, 273 (1993).
 - [25] Maximillian Ruffert and H.-Thomas Janka, “Gamma-ray bursts from accreting black holes in neutron star mergers,” *Astron. Astrophys.* **344**, 573–606 (1999), [arXiv:astro-ph/9809280 \[astro-ph\]](#).
 - [26] Ivan Zalamea and Andrei M. Beloborodov, “Neutrino heating near hyper-accreting black holes,” *Mon. Not. Roy. Astron. Soc.* **410**, 2302–2308 (2011), [arXiv:1003.0710 \[astro-ph.HE\]](#).
 - [27] Oliver Just, Martin Obergaulinger, H.-Thomas Janka, Andreas Bauswein, and Nicole Schwarz, “Neutron-star merger ejecta as obstacles to neutrino-powered jets of gamma-ray bursts,” *Astrophys. J.* **816**, L30 (2016), [arXiv:1510.04288 \[astro-ph.HE\]](#).
 - [28] A. Malkus, J. P. Kneller, G. C. McLaughlin, and R. Surman, “Neutrino oscillations above black hole accretion disks: disks with electron-flavor emission,” *Phys. Rev.* **D86**, 085015 (2012), [arXiv:1207.6648 \[hep-ph\]](#).
 - [29] A. Malkus, A. Friedland, and G. C. McLaughlin, “Matter-Neutrino Resonance Above Merging Compact Objects,” (2014), [arXiv:1403.5797 \[hep-ph\]](#).
 - [30] Meng-Ru Wu, Huaiyu Duan, and Yong-Zhong Qian, “Physics of neutrino flavor transformation through matter-neutrino resonances,” *Phys. Lett.* **B752**, 89–94 (2016), [arXiv:1509.08975 \[hep-ph\]](#).
 - [31] Yong-Lin Zhu, Albino Perego, and Gail C. McLaughlin, “Matter Neutrino Resonance Transitions above a Neutron Star Merger Remnant,” *Phys. Rev.* **D94**, 105006 (2016), [arXiv:1607.04671 \[hep-ph\]](#).
 - [32] Maik Frensel, Meng-Ru Wu, Cristina Volpe, and Albino Perego, “Neutrino Flavor Evolution in Binary Neutron Star Merger Remnants,” *Phys. Rev.* **D95**, 023011 (2017), [arXiv:1607.05938 \[astro-ph.HE\]](#).
 - [33] Meng-Ru Wu and Irene Tamborra, “Fast neutrino conversions: Ubiquitous in compact binary merger remnants,” *Phys. Rev.* **D95**, 103007 (2017), [arXiv:1701.06580 \[astro-ph.HE\]](#).
 - [34] Meng-Ru Wu, Irene Tamborra, Oliver Just, and H.-Thomas Janka, “Imprints of neutrino-pair flavor conversions on nucleosynthesis in ejecta from neutron-star merger remnants,” *Phys. Rev.* **D96**, 123015 (2017), [arXiv:1711.00477 \[astro-ph.HE\]](#).
 - [35] Raymond F. Sawyer, “Speed-up of neutrino transformations in a supernova environment,” *Phys. Rev.* **D72**, 045003 (2005), [arXiv:hep-ph/0503013 \[hep-ph\]](#).
 - [36] Raymond F. Sawyer, “Neutrino cloud instabilities just above the neutrino sphere of a supernova,” *Phys. Rev. Lett.* **116**, 081101 (2016), [arXiv:1509.03323 \[astro-ph.HE\]](#).
 - [37] Basudeb Dasgupta, Alessandro Mirizzi, and Manibrata Sen, “Fast neutrino flavor conversions near the supernova core with realistic flavor-dependent angular distributions,” *JCAP* **1702**, 019 (2017), [arXiv:1609.00528 \[hep-ph\]](#).
 - [38] Ignacio Izaguirre, Georg G. Raffelt, and Irene Tamborra, “Fast Pairwise Conversion of Supernova Neutrinos: A Dispersion-Relation Approach,” *Phys. Rev. Lett.* **118**, 021101 (2017), [arXiv:1610.01612 \[hep-ph\]](#).
 - [39] Francesco Capozzi, Basudeb Dasgupta, Eligio Lisi, Antonio Marrone, and Alessandro Mirizzi, “Fast flavor conversions of supernova neutrinos: Classifying instabilities via dispersion relations,” *Phys. Rev.* **D96**, 043016 (2017), [arXiv:1706.03360 \[hep-ph\]](#).
 - [40] Sajad Abbar and Huaiyu Duan, “Fast neutrino flavor conversion: roles of dense matter and spectrum crossing,” *Phys. Rev.* **D98**, 043014 (2018), [arXiv:1712.07013 \[hep-ph\]](#).
 - [41] Changhao Yi, Lei Ma, Joshua D. Martin, and Huaiyu Duan, “Dispersion relation of the fast neutrino oscillation wave,” *Phys. Rev.* **D99**, 063005 (2019), [arXiv:1901.01546 \[hep-ph\]](#).
 - [42] Francesco Capozzi, Georg G. Raffelt, and Tobias Stirner, “Fast Neutrino Flavor Conversion: Collective Motion vs. Decoherence,” *JCAP* **1909**, 002 (2019), [arXiv:1906.08794 \[hep-ph\]](#).
 - [43] Madhurima Chakraborty and Sovan Chakraborty, “Three flavor neutrino conversions in supernovae: slow & fast instabilities,” *JCAP* **01**, 005 (2020), [arXiv:1909.10420 \[hep-ph\]](#).
 - [44] Ricard Ardevol-Pulpillo, “A new scheme to treat neutrino effects in neutron-star mergers: implementation, tests and applications,” (2018), PhD Thesis, Technische Universität München.
 - [45] MPA Data Archive, <https://wwwmpa.mpa-garching.mpg.de/ccsnarchive/data/Ardevol-Pulpillo2019/>.
 - [46] Andreas Bauswein, Stephane Goriely, and H.-Thomas Janka, “Systematics of dynamical mass ejection, nucleosynthesis, and radioactively powered electromagnetic signals from neutron-star mergers,” *Astrophys. J.* **773**, 78 (2013), [arXiv:1302.6530 \[astro-ph.SR\]](#).
 - [47] S. Typel, G. Röpke, T. Klahn, D. Blaschke, and H. H. Wolter, “Composition and thermodynamics of nuclear matter with light clusters,” *Phys. Rev.* **C81**, 015803 (2010), [arXiv:0908.2344 \[nucl-th\]](#).
 - [48] Matthias Hempel, Tobias Fischer, Jürgen Schaffner-Bielich, and Matthias Liebendörfer, “New Equations of State in Simulations of Core-Collapse Supernovae,” *Astrophys. J.* **748**, 70 (2012), [arXiv:1108.0848 \[astro-ph.HE\]](#).
 - [49] Andrew W. Steiner, Matthias Hempel, and Tobias Fischer, “Core-collapse supernova equations of state based on neutron star observations,” *Astrophys. J.* **774**, 17 (2013), [arXiv:1207.2184 \[astro-ph.SR\]](#).
 - [50] H.-Thomas Janka, “When do supernova neutrinos of different flavors have similar luminosities but different spectra?” *Astropart. Phys.* **3**, 377–384 (1995), [arXiv:astro-ph/9503068](#).
 - [51] Günter Sigl and Georg G. Raffelt, “General kinetic description of relativistic mixed neutrinos,” *Nucl. Phys.* **B406**, 423–451 (1993).
 - [52] Sovan Chakraborty, Rasmus Sloth Hansen, Ignacio Izaguirre, and Georg G. Raffelt, “Self-induced neutrino flavor conversion without flavor mixing,” *JCAP* **1603**, 042 (2016), [arXiv:1602.00698 \[hep-ph\]](#).
 - [53] Sagar Airen, Francesco Capozzi, Sovan Chakraborty, Basudeb Dasgupta, Georg G. Raffelt, and Tobias Stirner, “Normal-mode Analysis for Collective Neutrino Oscillations,” *JCAP* **12**, 019 (2018), [arXiv:1809.09137 \[hep-ph\]](#).

- [54] Shashank Shalgar and Irene Tamborra, “Dispelling a myth on dense neutrino media: fast pairwise conversions depend on energy,” (2020), [arXiv:2007.07926 \[astro-ph.HE\]](#).
- [55] Ian Padilla-Gay, Shashank Shalgar, and Irene Tamborra, “Multi-Dimensional Solution of Fast Neutrino Conversions in Binary Neutron Star Merger Remnants,” (2020), [arXiv:2009.01843 \[astro-ph.HE\]](#).
- [56] Shashank Shalgar, Ian Padilla-Gay, and Irene Tamborra, “Neutrino propagation hinders fast pairwise flavor conversions,” *JCAP* **06**, 048 (2020), [arXiv:1911.09110 \[astro-ph.HE\]](#).
- [57] Francesco Capozzi, Basudeb Dasgupta, Alessandro Mirizzi, Manibrata Sen, and Günter Sigl, “Collisional triggering of fast flavor conversions of supernova neutrinos,” *Phys. Rev. Lett.* **122**, 091101 (2019), [arXiv:1808.06618 \[hep-ph\]](#).
- [58] Meng-Ru Wu, Rodrigo Fernández, Gabriel Martínez-Pinedo, and Brian D. Metzger, “Production of the entire range of r-process nuclides by black hole accretion disc outflows from neutron star mergers,” *Mon. Not. Roy. Astron. Soc.* **463**, 2323–2334 (2016), [arXiv:1607.05290 \[astro-ph.HE\]](#).
- [59] Meng-Ru Wu, Jennifer Barnes, Gabriel Martínez-Pinedo, and Brian D. Metzger, “Fingerprints of heavy element nucleosynthesis in the late-time lightcurves of kilonovae,” *Phys. Rev. Lett.* **122**, 062701 (2019), [arXiv:1808.10459 \[astro-ph.HE\]](#).
- [60] Joel de Jesus Mendoza-Temis, Meng-Ru Wu, Gabriel Martínez-Pinedo, Karlheinz Langanke, Andreas Bauswein, and H.-Thomas Janka, “Nuclear robustness of the r process in neutron-star mergers,” *Phys. Rev. C* **92**, 055805 (2015), [arXiv:1409.6135 \[astro-ph.HE\]](#).
- [61] John J. Cowan, B. Pfeiffer, K.L. Kratz, Friedrich K. Thielemann, Christopher Sneden, Scott Burles, David Tytler, and Timothy C. Beers, “R-process abundances and chronometers in metal-poor stars,” *Astrophys. J.* **521**, 194 (1999), [arXiv:astro-ph/9808272](#).
- [62] Brian D. Metzger and Rodrigo Fernández, “Red or blue? A potential kilonova imprint of the delay until black hole formation following a neutron star merger,” *Mon. Not. Roy. Astron. Soc.* **441**, 3444–3453 (2014), [arXiv:1402.4803 \[astro-ph.HE\]](#).
- [63] Luke Bovard, Dirk Martin, Federico Guercilena, Almudena Arcones, Luciano Rezzolla, and Oleg Korobkin, “r-process nucleosynthesis from matter ejected in binary neutron star mergers,” *Phys. Rev. D* **96**, 124005 (2017), [arXiv:1709.09630 \[gr-qc\]](#).
- [64] Zewei Xiong, Andre Sieverding, Manibrata Sen, and Yong-Zhong Qian, “Potential Impact of Fast Flavor Oscillations on Neutrino-driven Winds and Their Nucleosynthesis,” *Astrophys. J.* **900**, 144 (2020), [arXiv:2006.11414 \[astro-ph.HE\]](#).
- [65] Sajad Abbar, Huaiyu Duan, Kohsuke Sumiyoshi, Tomoya Takiwaki, and Maria Cristina Volpe, “Fast Neutrino Flavor Conversion Modes in Multidimensional Core-collapse Supernova Models: the Role of the Asymmetric Neutrino Distributions,” *Phys. Rev. D* **101**, 043016 (2020), [arXiv:1911.01983 \[astro-ph.HE\]](#).
- [66] Milad Delfan Azari, Shoichi Yamada, Taiki Morinaga, Hiroki Nagakura, Shun Furusawa, Akira Harada, Hiro-tada Okawa, Wakana Iwakami, and Kohsuke Sumiyoshi, “Fast collective neutrino oscillations inside the neutrino sphere in core-collapse supernovae,” *Phys. Rev. D* **101**, 023018 (2020), [arXiv:1910.06176 \[astro-ph.HE\]](#).
- [67] Taiki Morinaga, Hiroki Nagakura, Chinami Kato, and Shoichi Yamada, “Fast neutrino-flavor conversion in the preshock region of core-collapse supernovae,” *Phys. Rev. Res.* **2**, 012046 (2020), [arXiv:1909.13131 \[astro-ph.HE\]](#).
- [68] Hiroki Nagakura, Taiki Morinaga, Chinami Kato, and Shoichi Yamada, “Fast-pairwise Collective Neutrino Oscillations Associated with Asymmetric Neutrino Emissions in Core-collapse Supernovae,” *Astrophys. J.* **886**, 139 (2019), [arXiv:1910.04288 \[astro-ph.HE\]](#).
- [69] Robert Glas, H.-Thomas Janka, Francesco Capozzi, Manibrata Sen, Basudeb Dasgupta, Alessandro Mirizzi, and Günter Sigl, “Fast Neutrino Flavor Instability in the Neutron-star Convection Layer of Three-dimensional Supernova Models,” *Phys. Rev. D* **101**, 063001 (2020), [arXiv:1912.00274 \[astro-ph.HE\]](#).
- [70] Lucas Johns, Hiroki Nagakura, George M. Fuller, and Adam Burrows, “Neutrino oscillations in supernovae: angular moments and fast instabilities,” *Phys. Rev. D* **101**, 043009 (2020), [arXiv:1910.05682 \[hep-ph\]](#).
- [71] Sajad Abbar, “Searching for Fast Neutrino Flavor Conversion Modes in Core-collapse Supernova Simulations,” *JCAP* **05**, 027 (2020), [arXiv:2003.00969 \[astro-ph.HE\]](#).
- [72] Sajad Abbar, “Turbulence Fingerprint on Collective Oscillations of Supernova Neutrinos,” (2020), [arXiv:2007.13655 \[astro-ph.HE\]](#).
- [73] Sajad Abbar and Maria Cristina Volpe, “On Fast Neutrino Flavor Conversion Modes in the Nonlinear Regime,” *Phys. Lett. B* **790**, 545–550 (2019), [arXiv:1811.04215 \[astro-ph.HE\]](#).
- [74] Joshua D. Martin, Changhao Yi, and Huaiyu Duan, “Dynamic fast flavor oscillation waves in dense neutrino gases,” *Phys. Lett. B* **800**, 135088 (2020), [arXiv:1909.05225 \[hep-ph\]](#).
- [75] Soumya Bhattacharyya and Basudeb Dasgupta, “Late-time behavior of fast neutrino oscillations,” *Phys. Rev. D* **102**, 063018 (2020), [arXiv:2005.00459 \[hep-ph\]](#).
- [76] Francesco Capozzi, Madhurima Chakraborty, Sovan Chakraborty, and Manibrata Sen, “Fast flavor conversions in supernovae: the rise of mu-tau neutrinos,” (2020), [arXiv:2005.14204 \[hep-ph\]](#).
- [77] Else Pillumbi, Irene Tamborra, Shinya Wanajo, H.-Thomas Janka, and Lorenz Hudepohl, “Impact of neutrino flavor oscillations on the neutrino-driven wind nucleosynthesis of an electron-capture supernova,” *Astrophys. J.* **808**, 188 (2015), [arXiv:1406.2596 \[astro-ph.SR\]](#).
- [78] Charles J. Horowitz and Gang Li, “Charge conjugation violating interactions in supernovae and nucleosynthesis,” *Phys. Rev. Lett.* **82**, 5198 (1999), [arXiv:astro-ph/9904171](#).