

ICASSP 2021 ACOUSTIC ECHO CANCELLATION CHALLENGE: DATASETS, TESTING FRAMEWORK, AND RESULTS

Kusha Sridhar¹, Ross Cutler², Ando Saabas², Tanel Parnamaa², Markus Loide², Hannes Gamper², Sebastian Braun², Robert Aichner², Sriram Srinivasan²

¹The University of Texas at Dallas, ²Microsoft Corp.

ABSTRACT

The ICASSP 2021 Acoustic Echo Cancellation Challenge is intended to stimulate research in the area of acoustic echo cancellation (AEC), which is an important part of speech enhancement and still a top issue in audio communication and conferencing systems. Many recent AEC studies report good performance on synthetic datasets where the train and test samples come from the same underlying distribution. However, the AEC performance often degrades significantly on real recordings. Also, most of the conventional objective metrics such as echo return loss enhancement (ERLE) and perceptual evaluation of speech quality (PESQ) do not correlate well with subjective speech quality tests in the presence of background noise and reverberation found in realistic environments. In this challenge, we open source two large datasets to train AEC models under both single talk and double talk scenarios. These datasets consist of recordings from more than 2,500 real audio devices and human speakers in real environments, as well as a synthetic dataset. We open source two large test sets, and we open source an online subjective test framework for researchers to quickly test their results. The winners of this challenge will be selected based on the average Mean Opinion Score (MOS) achieved across all different single talk and double talk scenarios.

Index Terms— Acoustic Echo Cancellation, deep learning, single talk, double talk, subjective test

1. INTRODUCTION

With the growing popularity and need for working remotely, the use of teleconferencing systems such as Microsoft Teams, Skype, WebEx, Zoom, etc., has increased significantly. It is imperative to have good quality calls to make the users' experience pleasant and productive. The degradation of call quality due to acoustic echoes is one of the major sources of poor speech quality ratings in voice and video calls. While *digital signal processing* (DSP) based AEC models have been used to remove these echoes during calls, their performance can degrade given devices with poor physical acoustics design or environments outside their design targets and lab-based tests. This problem becomes more challenging during full-duplex modes of communication where echoes from double talk scenarios are difficult to suppress without significant distortion or attenuation [1].

With the advent of deep learning techniques, several supervised learning algorithms for AEC have shown better performance compared to their classical counterparts [2, 3, 4]. Some studies have also shown good performance using a combination of classical and deep learning methods such as using adaptive filters and *recurrent neural networks* (RNNs) [4, 5] but only on synthetic datasets. While these approaches provide a good heuristic on the performance of

	PCC	SRCC
ERLE	0.31	0.23
PESQ	0.67	0.57

Table 1. Pearson and Spearman rank correlation between ERLE, PESQ and P.808 Absolute Category Rating (ACR) results on single talk with delayed echo scenarios (see Section 5).

AEC models, there has been no evidence of their performance on real-world datasets with speech recorded in diverse noise and reverberant environments. This makes it difficult for researchers in the industry to choose a good model that can perform well on a representative real-world dataset.

Most AEC publications use objective measures such as ERLE [6] and PESQ [7]. ERLE is defined as:

$$ERLE = 10 \log_{10} \frac{\mathbb{E}[y^2(n)]}{\mathbb{E}[\hat{y}^2(n)]} \quad (1)$$

where $y(n)$ is the microphone signal, and $\hat{y}(n)$ is the enhanced speech. ERLE is only appropriate when measured in a quiet room with no background noise and only for single talk scenarios (not double talk). PESQ has also been shown to not have a high correlation to subjective speech quality in the presence of background noise [8]. Using the datasets provided in this challenge we show the ERLE and PESQ have a low correlation to subjective tests (Table 1). In order to use a dataset with recordings in real environments, we can not use ERLE and PESQ. A more reliable and robust evaluation framework is needed that everyone in the research community can use, which we provide as part of the challenge.

This AEC challenge is designed to stimulate research in the AEC domain by open sourcing a large training dataset, test set, and subjective evaluation framework. We provide two new open source datasets for training AEC models. The first is a real dataset captured using a large-scale crowdsourcing effort. This dataset consists of real recordings that have been collected from over 2,500 diverse audio devices and environments. The second is a synthetic dataset with added room impulse responses and background noise derived from [9]. An initial test set was released for the researchers to use during development and a blind test near the end which was used to decide the final competition winners. We believe these datasets are not only the first open source datasets for AEC's, but ones that are large enough to facilitate deep learning and representative enough for practical usage in shipping telecommunication products.

The training dataset is described in Section 2, and the test set in Section 3. We describe a DNN-based AEC method in Section 4. The online subjective evaluation framework is discussed in Section

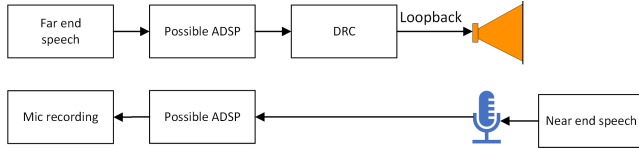


Fig. 1. The custom recording application recorded the loopback and microphone signals.

5. The challenge rules are described in Section 6. The results of the challenge is discussed in Section 7.

2. TRAINING DATASETS

The challenge will include two new open source datasets, one real and one synthetic. The datasets are available at <https://github.com/microsoft/AEC-Challenge>.

2.1. Real dataset

The first dataset was captured using a large-scale crowdsourcing effort. This dataset consists of more than 2,500 different real environments, audio devices, and human speakers in the following scenarios:

1. Far end single talk, no echo path change
2. Far end single talk, echo path change
3. Near end single talk, no echo path change
4. Double talk, no echo path change
5. Double talk, echo path change
6. Sweep signal for RT60 estimation

A total of 2,500 completed scenarios are provided in the dataset, with an additional 1,000 partial scenarios for a total of 18K audio clips. For the far end single talk case, there is only the loudspeaker signal (far end) played back to the users and users remain silent (no near end signal). For the near end single talk case, there is no far end signal and users are prompted to speak, capturing the near end signal. For double talk, both the far end and near end signals are active, where a loudspeaker signal is played and users talk at the same time. Echo path change was incorporated by instructing the users to move their device around or bring themselves to move around the device. The near end single talk speech quality is given in Figure 2. The RT60 distribution for the dataset is estimated using a method by Karjalainen et al. [10] and shown in Figure 3. The RT60 estimates can be used to sample the dataset for training.

We use *Amazon Mechanical Turk* as the crowdsourcing platform and wrote a custom HIT application which includes a custom tool that raters download and execute to record the six scenarios described above. The dataset includes only Microsoft Windows devices. Each scenario includes the microphone and loopback signal (see Figure 1). Even though our application uses raw audio mode, the PC can still include Audio DSP on the receive signal (e.g., equalization and Dynamic Range Compression (DRC)); it can also include Audio DSP on the send signal, such as AEC and noise suppression.

For clean speech far end signals, we use the speech segments from the Edinburgh dataset [11]. This corpus consists of short single speaker speech segments (1 to 3 seconds). We used a *long short term memory* (LSTM) based gender detector to select an equal number of

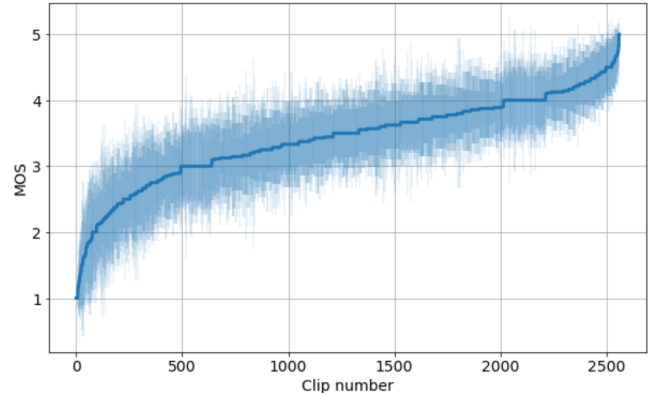


Fig. 2. Sorted near end single talk clip quality (P.808) with 95% confidence intervals.

male and female speaker segments. Further, we combined 3 to 5 of these short segments to create clips of length between 9 and 15 seconds in duration. Each clip consists of a single gender speaker. We create a gender-balanced far end signal source comprising of 500 male and 500 female clips. Recordings are saved at the maximum sampling rate supported by the device and in 32-bit floating point format; in the released dataset we down-sample to 16KHz and 16-bit using automatic gain control to minimize clipping.

For noisy speech far end signals we use 2000 clips from the near end single talk scenario, gender balanced to include an equal number of male and female voices.

For near end speech, the users were prompted to read sentences from TIMIT [12] sentence list. Approximately 10 seconds of audio is recorded while the users are reading.

2.2. Synthetic dataset

The second dataset provides 10,000 synthetic scenarios, each including single talk, double talk, near end noise, far end noise, and various nonlinear distortion scenarios. Each scenario includes a far end speech, echo signal, near end speech, and near end microphone signal clip. We use 12,000 cases (100 hours of audio) from both the clean and noisy speech datasets derived in [9] from the LibriVox project¹ as source clips to sample far end and near end signals. The LibriVox project is a collection of public domain audiobooks read by volunteers. [9] used the online subjective test framework ITU-T P.808 to select audio recordings of good quality ($4.3 \leq \text{MOS} \leq 5$) from the LibriVox project. The noisy speech dataset was created by mixing clean speech with noise clips sampled from Audioset [13], Freesound² and DEMAND [14] databases at signal to noise ratios sampled uniformly from [0, 40] dB.

To simulate a far end signal, we pick a random speaker from a pool of 1,627 speakers, randomly choose one of the clips from the speaker, and sample 10 seconds of audio from the clip. For the near end signal, we randomly choose another speaker and take 3-7 seconds of audio which is then zero-padded to 10 seconds. Of the selected far end and near end speakers, 71% and 67% are male, respectively. To generate an echo, we convolve a randomly chosen room impulse response from a large internal database with the far end signal. The room impulse responses are generated by using

¹<https://librivox.org>

²<https://freesound.org>

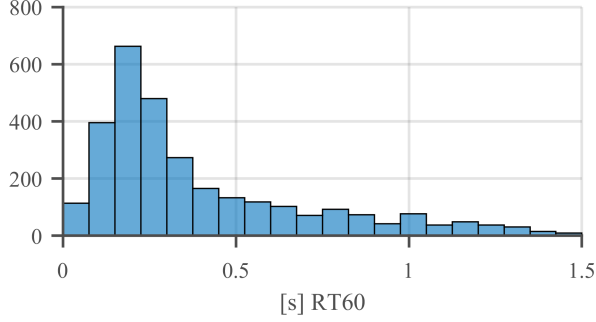


Fig. 3. Distribution of reverberation time (RT60).

Project Acoustics technology³ and the RT60 ranges from 200 ms to 1200 ms. In 80% of the cases, the far end signal is processed by a nonlinear function to mimic loudspeaker distortion. For example, the transformation can be clipping the maximum amplitude, using a sigmoidal function as in [15], or applying learned distortion functions, the details of which we will describe in a future paper. This signal gets mixed with the near end signal at a signal to echo ratio uniformly sampled from -10 dB to 10 dB. The far end and near end signals are taken from the noisy dataset in 50% of the cases. The first 500 clips can be used for validation as these have a separate list of speakers and room impulse responses. Detailed metadata information can be found in the repository.

3. TEST SET

Two test sets are included, one at the beginning of the challenge and a blind test set near the end. Both consist of approximately 1000 real world recordings and are partitioned into the following scenarios:

1. Clean, i.e. recordings with clean far end and near end (MOS > 4 based on P.808 ratings).
2. Noisy, i.e. recordings with both noisy far end and near end as described in Section 2.1, sampled randomly.

For both clean and noisy blind test set, all files were also listened through by the organizers to filter out very poor recordings that would not be usable for AEC evaluation. Additionally, some files with especially difficult conditions were added to the noisy set (e.g. very large sudden increase in delay between loopback and microphone).

4. BASELINE AEC METHOD

We adapt a noise suppression model developed in [16] to the task of echo cancellation. Specifically, a recurrent neural network with gated recurrent units takes concatenated log power spectral features of the microphone signal and far end signal as input, and outputs a spectral suppression mask. The STFT is computed based on 20 ms frames with a hop size of 10 ms, and a 320-point discrete Fourier transform. We use a stack of two GRU layers followed by a fully-connected layer with a sigmoid activation function. The estimated mask is point-wise multiplied with the magnitude spectrogram of microphone signal to suppress the far end signal. Finally, to resynthesize the enhanced signal, an inverse short-time Fourier transform

³<https://www.aka.ms/acoustics>

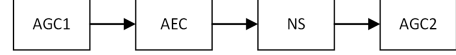


Fig. 4. The audio processing pipeline used in the challenge.

is used on the phase of the microphone signal and the estimated magnitude spectrogram. We use a mean squared error loss between the clean and enhanced magnitude spectrograms. The Adam optimizer with a learning rate of 0.0003 is used to train the model.

5. ONLINE SUBJECTIVE EVALUATION FRAMEWORK

We have extended the open source P.808 Toolkit [17] with methods for evaluating the echo impairments in subjective tests. We followed the *Third-party Listening Test B* from ITU-T Rec. P.831 [18] and ITU-T Rec. P.832 [19] and adapted them to our use case as well as for the crowdsourcing approach based on the ITU-T Rec. P.808 [20] guidance.

A third-party listening test differs from the typical listening-only tests (according to the ITU-T Rec. P.800) in the way that listeners hear the recordings from the *center* of the connection rather in former one in which the listener is positioned at one end of the connection [18]. Thus, the speech material should be recorded by having this concept in mind. During the test session, we used different combinations of single- and multi-scale ACR ratings depending on the speech sample under evaluation. We distinguished between single talk and double talk scenarios. For the near end single talk, we asked for the overall quality, and for far end single talk we used echo annoyance scale. In the double talk scenario, we asked for an echo annoyance and impairments of other degradations in two separate questions⁴. Both impairments were rated on the degradation category scale (from 1: *Very annoying*, to 5: *Imperceptible*). The impairments scales leads to a Degradation Mean Opinion Scores (DMOS).

The audio pipeline used in the challenge is shown in Figure 4. In the first stage (AGC1) a traditional automatic gain control is used to target a speech level of -24 dBFS. The output of AGC1 is saved in the test set. The next stage is an AEC, which participants will process and upload to the challenge CMT site. The next stage is a traditional noise suppressor (DMOS < 0.1 improvement) to reduce stationary noise. Finally, a second AGC is run to ensure the speech level is still -24 dBFS.

The subjective test framework with AEC extension is available at <https://github.com/microsoft/P.808>.

6. AEC CHALLENGE RULES AND SCHEDULE

6.1. Rules

This challenge is to benchmark the performance of real-time algorithms with a real (not simulated) test set. Participants will evaluate their AEC on a test set and submit the results (audio clips) for evaluation. The requirements for each AEC used for submission are:

- The AEC must take less than the stride time T_s (in ms) to process a frame of size T (in ms) on an Intel Core i5 quad-core machine clocked at 2.4 GHz or equivalent processors. For example, $T_s = T/2$ for 50% overlap between frames. The total algorithmic latency allowed including the frame size T , stride

⁴Question 1: How would you judge the degradation from the echo of Person 1's voice? Question 2: How would you judge degradations (missing audio, distortions, cut-outs) of Person 2's voice?

time T_s , and any look ahead must be ≤ 40 ms. For example, for a real-time system that receives 20ms audio chunks, if you use a frame length of 20ms with a stride of 10ms resulting in an algorithmic latency of 30ms, then you satisfy the latency requirements. If you use a frame size of 32ms with a stride of 16ms resulting in an algorithmic latency of 48ms, then your method does not satisfy the latency requirements as the total algorithmic latency exceeds 40ms. If your frame size plus stride $T_1 = T + T_s$ is less than 40ms, then you can use up to $(40 - T_1)$ ms future information.

- The AEC can be a deep model, a traditional signal processing algorithm, or a mix of the two. There are no restrictions on the AEC aside from the run time and algorithmic latency described above.
- Submissions must follow instructions on <http://aec-challenge.azurewebsites.net>
- Winners will be picked based on the subjective echo MOS evaluated on the blind test set using ITU-T P.808 framework described in Section 5.
- The blind test set will be made available to the participants on October 2, 2020. Participants must send the results (audio clips) achieved by their developed models to the organizers. We will use the submitted clips to conduct ITU-T P.808 subjective evaluation and pick the winners based on the results. Participants are forbidden from using the blind test set to retrain or tune their models. They should not submit results using other AEC methods that they are not submitting to ICASSP 2021. Failing to adhere to these rules will lead to disqualification from the challenge.
- Participants should report the computational complexity of their model in terms of the number of parameters and the time it takes to infer a frame on a particular CPU (preferably Intel Core i5 quad-core machine clocked at 2.4 GHz). Among the submitted proposals differing by less than 0.1 MOS, the lower complexity model will be given a higher ranking.
- Each participating team must submit an ICASSP paper that summarizes the research efforts and provide all the details to ensure reproducibility. Authors may choose to report additional objective/subjective metrics in their paper.
- Submitted papers will undergo the standard peer-review process of ICASSP 2021. The paper needs to be accepted to the conference for the participants to be eligible for the challenge.

6.2. Timeline

- **September 8, 2020:** Release of the datasets.
- **October 2, 2020:** Blind test set released to participants.
- **October 9, 2020:** Deadline for participants to submit their results for objective and P.808 subjective evaluation on the blind test set.
- **October 16, 2020:** Organizers will notify the participants about the results.
- **October 19, 2020:** Regular paper submission deadline for ICASSP 2021.
- **January 22, 2021:** Paper acceptance/rejection notification
- **January 25, 2021:** Notification of the winners with winner instructions, including a prize claim deadline.

Team #	ST NE MOS	ST FE Echo DMOS	DT Echo DMOS	DT Other MOS	Overall	CI
21	3.85	4.19	4.34	4.07	4.11	0.01
8	3.84	4.19	4.26	3.71	4.00	0.02
9	3.76	4.20	4.30	3.74	4.00	0.02
13	3.78	4.19	4.26	3.72	3.99	0.02
24	3.83	4.14	4.17	3.77	3.98	0.02
23	3.54	4.17	4.30	3.80	3.95	0.02
10	3.75	3.95	3.99	3.53	3.80	0.02
11	3.65	4.18	4.19	3.02	3.76	0.02
19	3.59	4.12	4.08	3.24	3.76	0.02
7	3.73	4.06	4.18	2.97	3.73	0.02
16	3.74	3.60	4.01	3.54	3.72	0.02
Baseline	3.79	3.84	3.84	3.28	3.68	0.02
20	3.51	3.79	3.94	3.06	3.57	0.02
18	3.50	3.43	3.46	3.50	3.48	0.02
15	3.52	3.34	3.62	3.35	3.46	0.02
22	3.49	2.91	4.11	3.22	3.43	0.02
12	3.47	3.52	3.90	2.82	3.43	0.02
17	1.90	2.64	3.46	1.84	2.46	0.02

Fig. 5. Final results of the challenge.

6.3. Support

Participants may email organizers at aec_challenge@microsoft.com with any questions related to the challenge or in need of any clarification about any aspect of the challenge.

7. RESULTS

We received 17 submissions for the challenge. Each team submitted processed files from the blind test set with 500 noisy and 500 clean recordings (see Section 3). We batched all submissions into three sets:

- Near-end single talk files for MOS test (NE ST MOS).
- Far-end single talk files for Echo DMOS test (ST FE Echo DMOS).
- Double talk files for Echo and Other degradation DMOS test (DT Echo/Other DMOS).

To obtain the final overall rating, we averaged the results from the four questionnaires, weighting them equally. The final standings are shown in Figure 5. The resulting scores show a wide variety in model performance. The score differences in near end, echo and double talk scenarios for individual models highlight the importance of evaluating all scenarios, since in many cases, performance in one scenario comes at a cost in another scenario. The overall Pearson correlation between the four tests are given in Figure 7 (omitting the last place outlier, which significantly skews the result).

For the top five teams, we ran an ANOVA test to determine statistical significance (Figure 6). While the first place stands out as the clear winner, the differences between places 2–5 were not statistically significant, and per the challenge rules, places 2 and 3 are picked based on the computational complexity of the models.

Team #	21	8	9	13	24
21	1.00				
8	0.00	1.00			
9	0.00	0.78	1.00		
13	0.00	0.55	0.74	1.00	
24	0.00	0.24	0.35	0.56	1.00

Fig. 6. P-values of ANOVA test of the top 5 teams.

	ST NE MOS	ST FE Echo DMOS	DT Echo DMOS	DT Other DMOS
ST NE MOS	1.00			
ST FE Echo DMOS	0.66	1.00		
DT Echo DMOS	0.53	0.66	1.00	
DT Other DMOS	0.58	0.41	0.38	1.00

Fig. 7. Pearson correlation coefficients between different tests.

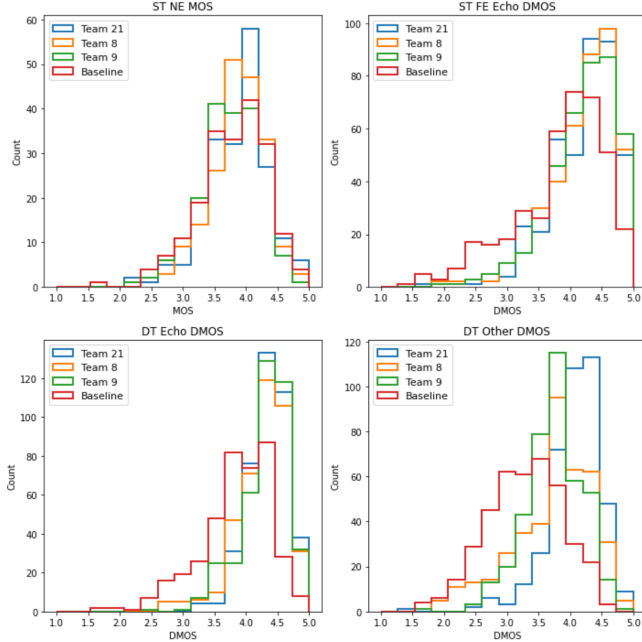


Fig. 8. MOS histograms of the top 3 models and baseline

Some models, including the winning entry, perform speech enhancement (noise suppression) in addition to echo cancellation. <http://aec-challenge.azurewebsites.net/> includes the results for clean and noisy subsets of data. The tables highlight that models that do speech enhancement (noise suppression) have a small overall advantage in tests. For example, the baseline model, which does not do noise suppression, has a delta of -0.16 on noisy NE ST when compared to the winning entry, but has a similar performance on the clean NE ST data. In general, though, rankings do not differ significantly between the two sets.

Histograms of MOS and DMOS values of top 3 submissions and baseline are given in Figure 8.

8. CONCLUSIONS

The results of this challenge shows that deep learning models or hybrid models can significantly outperform traditional DSP models, even when given the low latency and low complexity requirements of the challenge. This is encouraging as it is feasible that these new classes of AEC's can be integrated into products and improve the experience for billions of users of audio telephony. It is our hope that the dataset, test set, and test framework created for the challenge will accelerate research in this area, as there is still improvement to be made.

A future area of research is to improve the overall score of the subjective scores over the unweighted mean used in Figure 5.

9. ACKNOWLEDGEMENTS

The double talk survey implementation was written by Babak Naderi.

10. REFERENCES

- [1] "IEEE 1329-2010 Standard method for measuring transmission performance of handsfree telephone sets," 2010.
- [2] A. Fazel, M. El-Khamy, and J. Lee, "CAD-AEC: Context-aware deep acoustic echo cancellation," in *ICASSP 2020 - 2020 IEEE International Conference on Acoustics, Speech and Signal Processing (ICASSP)*, 2020, pp. 6919–6923.
- [3] M. M. Halimeh and W. Kellermann, "Efficient multichannel nonlinear acoustic echo cancellation based on a cooperative strategy," in *ICASSP 2020 - 2020 IEEE International Conference on Acoustics, Speech and Signal Processing (ICASSP)*, 2020, pp. 461–465.
- [4] Lu Ma, Hua Huang, Pei Zhao, and Tengrong Su, "Acoustic echo cancellation by combining adaptive digital filter and recurrent neural network," *arXiv preprint arXiv:2005.09237*, 2020.
- [5] Hao Zhang, Ke Tan, and DeLiang Wang, "Deep learning for joint acoustic echo and noise cancellation with nonlinear distortions," in *INTERSPEECH*, 2019, pp. 4255–4259.
- [6] "ITU-T recommendation G.168: Digital network echo cancellers," Feb 2012.
- [7] "ITU-T recommendation P.862: Perceptual evaluation of speech quality (PESQ): An objective method for end-to-end speech quality assessment of narrow-band telephone networks and speech codecs," Feb 2001.
- [8] A. R. Avila, H. Gamper, C. Reddy, R. Cutler, I. Tashev, and J. Gehrke, "Non-intrusive speech quality assessment using neural networks," in *ICASSP 2019 - 2019 IEEE International Conference on Acoustics, Speech and Signal Processing (ICASSP)*, 2019, pp. 631–635.
- [9] Chandan KA Reddy, Vishak Gopal, Ross Cutler, Ebrahim Beyrarni, Roger Cheng, Harishchandra Dubey, Sergiy Matusevych, Robert Aichner, Ashkan Aazami, Sebastian Braun, et al., "The INTERSPEECH 2020 deep noise suppression challenge: Datasets, subjective testing framework, and challenge results," *arXiv preprint arXiv:2005.13981*, 2020.
- [10] Matti Karjalainen, Poju Antsalo, Aki Mäkilvirta, Timo Peltonen, and Vesa Välimäki, "Estimation of modal decay parameters from noisy response measurements," *J. Audio Eng. Soc.*, vol. 50, no. 11, pp. 867, 2002.
- [11] Cassia Valentini-Botinhao, Xin Wang, Shinji Takaki, and Junichi Yamagishi, "Speech enhancement for a noise-robust text-to-speech synthesis system using deep recurrent neural networks," in *Interspeech*, 2016, pp. 352–356.
- [12] J. S. Garofolo, L. F. Lamel, W. M. Fisher, J. G. Fiscus, D. S. Pallett, and N. L. Dahlgren, "DARPA TIMIT acoustic phonetic continuous speech corpus CDROM," 1993.
- [13] Jort F. Gemmeke, Daniel P.W. Ellis, Dylan Freedman, Aren Jansen, Wade Lawrence, R. Channing Moore, Manoj Plakal, and Marvin Ritter, "Audio set: An ontology and human-labeled dataset for audio events," in *2017 IEEE International Conference on Acoustics, Speech and Signal Processing (ICASSP)*. IEEE, 2017, pp. 776–780.

- [14] Joachim Thiemann, Nobutaka Ito, and Emmanuel Vincent, "The diverse environments multi-channel acoustic noise database: A database of multichannel environmental noise recordings," *The Journal of the Acoustical Society of America*, vol. 133, no. 5, pp. 3591–3591, 2013.
- [15] Chul Min Lee, Jong Won Shin, and Nam Soo Kim, "DNN-based residual echo suppression," in *Sixteenth Annual Conference of the International Speech Communication Association*, 2015.
- [16] Yangyang Xia, Sebastian Braun, Chandan KA Reddy, Harishchandra Dubey, Ross Cutler, and Ivan Tashev, "Weighted speech distortion losses for neural-network-based real-time speech enhancement," in *ICASSP 2020-2020 IEEE International Conference on Acoustics, Speech and Signal Processing (ICASSP)*. IEEE, 2020, pp. 871–875.
- [17] Babak Naderi and Ross Cutler, "An open source implementation of ITU-T recommendation P.808 with validation," *arXiv preprint arXiv:2005.08138*, 2020.
- [18] "ITU-T P.831 Subjective performance evaluation of network echo cancellers ITU-T P-series recommendations," 1998.
- [19] ITU-T Recommendation P.832, *Subjective performance evaluation of hands-free terminals*, International Telecommunication Union, Geneva, 2000.
- [20] "ITU-T P.808 supplement 23 ITU-T coded-speech database supplement 23 to ITU-T P-series recommendations (previously ccitt recommendations)," 1998.