

Ab initio study of structural, electronic and magnetic properties of $X\text{Sn}_3$ ($X = \text{Gd}, \text{Cm}$) and $\text{Gd}_x\text{Cm}_{1-x}\text{Sn}_3$ compounds

M. Adnane¹, L. Djoudi^{1,2}, M. Merabet^{1,2}, M. Boucharef¹, F. Dahmane², S. Benalia^{1,2}, M. Mokhtari^{2,3}, D. Rached¹

¹ Laboratoire des Matériaux Magnétiques, Université Djillali Liabés de Sidi Bel-Abbés, Algérie.

² Département de SM, Institut des Sciences et des Technologies, Centre Universitaire de Tissemsilt, 38000 Tissemsilt, Algeria.

³ Université des Sciences et de la Technologie d'Oran Mohamed Boudiaf, USTO-MB, LEPM, BP 1505, El M' Naouar, 31000 Oran, Algeria.

Received March 26, 2019, in final form April 26, 2020

In this paper, the structural, electronic and magnetic properties of the GdSn_3 , CmSn_3 and $\text{Gd}_x\text{Cm}_{1-x}\text{Sn}_3$ compounds ($x = 0.25, 0.5$ and 0.75) were studied using the full-potential linearized augmented plane wave method, within the generalized gradient approximation+ U . The ground-state properties are determined for the bulk materials GdSn_3 , CmSn_3 and $\text{Gd}_x\text{Cm}_{1-x}\text{Sn}_3$ crystallized in AuCu_3 -type structure. The calculated structural, electronic and magnetic properties of GdSn_3 compound are in good agreement with the existing experimental and theoretical data. It is found that the most stable magnetic configurations of both compounds CmSn_3 and GdSn_3 are anti-ferromagnetic type A (AFM-A) and have a metallic behavior. The magnetic moment found decreases with increasing the Cm composition in $\text{Gd}_x\text{Cm}_{1-x}\text{Sn}_3$ compounds. The results show that the GdSn_3 , CmSn_3 and $\text{Gd}_x\text{Cm}_{1-x}\text{Sn}_3$ compounds share some properties, and may well be useful for spintronic applications.

Key words: *Ab initio study, intermetallic compounds, structural properties, electronic properties, magnetic properties*

1. Introduction

In the last few years, rare earth intermetallic compounds and their alloys have attracted a great deal of attention being among the most important material systems used in many fields, including optoelectronic, electronic and magnetic applications [1–6]. These materials are usually found in several electronic products (cell phones, laptops, cameras, plasma screen TVs, solar panels...) because of their magnetic properties [7]. These materials have many interesting technological applications such as high-density magnetic recording and magnetic refrigeration. The intermetallic compounds based on rare earth and transition metals, show many interesting properties. Among their main properties, we find the presence of different magnetic structures, valence instabilities and magnetic moment formation [8, 9]. The interactions between the “f” states, which are highly correlated and greatly localized in the rare earth elements, and the “d” states of transition metal atoms have a direct effect on the above-mentioned properties. The lanthanide and the actinide series transition metals belong to the f-block, where the 4f and 5f states have a direct and prominent effect on the physical properties of both compounds, respectively [10]. For lanthanide series transition metals, the 4f states are confined deeply in the core and are generally considered to be localized. Being the electronic wave functions in actinides, they are more extensive than in lanthanide series transition metals [11].

Knowledge of the basic properties of the gadolinium tin alloy system (GdSn_3) and the curium tin alloy system (CmSn_3) and their alloys like other materials are of great technological interest. These properties

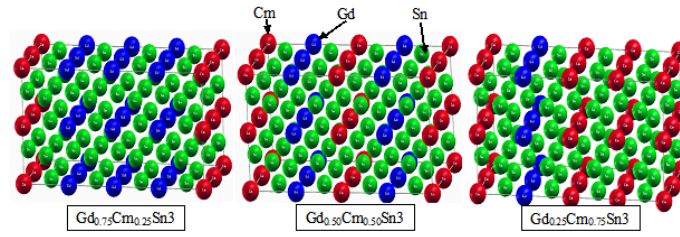


Figure 1. (Colour online) Geometry of $\text{Gd}_{0.75}\text{Cm}_{0.25}\text{Sn}_3$, $\text{Gd}_{0.50}\text{Cm}_{0.50}\text{Sn}_3$, and $\text{Gd}_{0.25}\text{Cm}_{0.75}\text{Sn}_3$ compounds.

help us to produce new materials, which are used more in high-tech applications. Due to the importance of these materials, several scientific researches have been done; e.g., Abraham *et al.* [12] have used the FP-LAPW to study the structural and electronic properties of GdSn_3 and YbSn_3 intermetallic compounds. Shafiq *et al.* [13] also used the FP-LAPW to study this rare-earth intermetallic compounds, SmIn_3 , EuIn_3 , GdIn_3 , SmSn_3 , EuSn_3 and GdSn_3 . In 2015, Benidris *et al.* [14] used the same method (FP-LAPW) based on both GGA and GGA+*U* approaches to study the structural and magnetic properties of RESn_3 (RE: rare-earth elements). Abraham *et al.* reported that the GdSn_3 compound is ductile and metallic in nature. Shafiq *et al.* reported that the gadolinium tin compound is anisotropic and elastically stable. Among the results, found by Benidris *et al.*, is the statement that the GdSn_3 compound is anti-ferromagnetic of type A (AFM-A).

As far as we know, there is no scientific research available on the structural, electronic and magnetic properties of CmSn_3 and $\text{Gd}_x\text{Cm}_{1-x}\text{Sn}_3$ alloys. In order to make full use of the properties of the bulk GdSn_3 and CmSn_3 and their $\text{Gd}_x\text{Cm}_{1-x}\text{Sn}_3$ alloys, a theoretical study of the structural, electronic and magnetic properties is obligatory. For this purpose, we study the ground state properties of GdSn_3 and CmSn_3 bulk and of the $\text{Gd}_x\text{Cm}_{1-x}\text{Sn}_3$ compounds in AuCu_3 -type structure at zero pressure, using the FP-LAPW method, within the GGA+*U* approximation within the density functional theory (DFT). The WIEN2K code software is used in this study [15]. The presentation of the paper is as follows: in section 2, we described the employed method and the details of the calculations; results and discussions of the structural, electronic and magnetic properties of GdSn_3 , CmSn_3 and $\text{Gd}_x\text{Cm}_{1-x}\text{Sn}_3$ compounds are presented in section 3; finally, conclusions and remarks are made in section 4.

2. Computational method

In this study, the structural, electronic and magnetic properties of the GdSn_3 , CmSn_3 and $\text{Gd}_x\text{Cm}_{1-x}\text{Sn}_3$ compounds are investigated using the FP-LAPW simulation program approach based on the density functional theory; where we have used, as an approximation for the calculation of exchange-correlation energy functional, the well-known generalized gradient approximation (GGA) [16] and the GGA+*U*. This simulation is implemented in the WIEN2k code. In the FP-LAPW calculations, each unit cell is partitioned into non-overlapping muffin-tin spheres around the atomic sites. Basis functions are expanded in combinations of spherical harmonic functions inside the non-overlapping spheres. Core states are treated within a multi-configuration relativistic Dirac-Fock approach [17], while valence states are treated in a relativistic scalar approach [18]. In the interstitial region, a plane wave basis is used and the expansion is limited with a cut-off parameter, $R_{\text{MT}} \cdot K_{\text{MAX}} = 9$ for all the compounds. R_{MT} is the minimum radius (MF) of the sphere in the unit cell; K_{MAX} is the magnitude of the largest *K* vector used in the plane wave expansion. The MT radii are adopted to be 2.85, 2.96 and 2.87 Bohr for Gd, Sn, and Cm atoms. To model $\text{Gd}_x\text{Cm}_{1-x}\text{Sn}_3$, we take the 64-atom $\text{Gd}_n\text{Cm}_{8-n}\text{Sn}_{48}$ supercell, which corresponds to $2 \times 2 \times 2$ supercell. Geometry of $\text{Gd}_{0.75}\text{Cm}_{0.25}\text{Sn}_3$, $\text{Gd}_{0.5}\text{Cm}_{0.5}\text{Sn}_3$, and $\text{Gd}_{0.25}\text{Cm}_{0.75}\text{Sn}_3$ compounds are shown in figures 1. However, it may be noted that the addition of Cm elements will necessitate the formation of a larger supercell, and hence calculations become intensive.

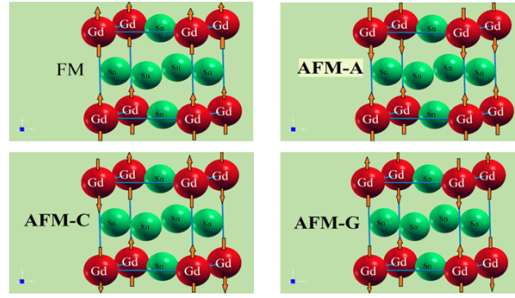


Figure 2. (Colour online) The possible magnetic configurations of GdSn_3 and CmSn_3 compounds.

Table 1. Magnetic phase stability as a function of the effective Coulomb interaction of GdSn_3 , CmSn_3 , $\text{Gd}_{0.75}\text{Cm}_{0.25}\text{Sn}_3$, $\text{Gd}_{0.5}\text{Cm}_{0.5}\text{Sn}_3$, and $\text{Gd}_{0.25}\text{Cm}_{0.75}\text{Sn}_3$ compounds compared with available experimental and/or theoretical data.

GGA+ U	$U = 0$	$U = 2$	$U = 4$	$U = 6$	$U = 8$	Exp.	Other
GdSn_3	AFM-A	AFM-A	AFM-A	AFM-A	AFM-A	AFM [20]	AFM-A [21]
CmSn_3	AFM-A	AFM-A	AFM-A	AFM-A	AFM-A		
$\text{Gd}_{0.75}\text{Cm}_{0.25}\text{Sn}_3$	AFM-A	AFM-A	AFM-A	AFM-A	AFM-A		
$\text{Gd}_{0.50}\text{Cm}_{0.50}\text{Sn}_3$	AFM-A	AFM-A	AFM-A	AFM-A	AFM-A		
$\text{Gd}_{0.25}\text{Cm}_{0.75}\text{Sn}_3$	AFM-A	AFM-A	AFM-A	AFM-A	AFM-A		

3. Results and discussion

3.1. Magnetic phase stability and equilibrium structural properties

The ground-state structural parameters have been obtained by minimizing the total energy with respect to the volume, by fitting this total energy versus the volume data on the nonlinear Murnaghan equation of state [19]. Firstly, we computed the magnetic phase stability of the GdSn_3 and CmSn_3 bulk and $\text{Gd}_x\text{Cm}_{1-x}\text{Sn}_3$ compounds ($x = 0.25, 0.5$ and 0.75) in their cubic structure, AuCu_3 structure, with the space group $\text{Pm}\bar{3}\text{m}$ (no. 221). We have several possible magnetic configurations that can be established, comprising four states: (a: FM) Ferromagnetic state, (b: AFM-A state) Anti-Ferromagnetic type A, (c: AFM-C state) Anti-Ferromagnetic type C and (d: AFM-G state) Anti-Ferromagnetic type G, figure 2. In order to estimate the magnetic phase stability of the GdSn_3 and CmSn_3 bulk, we plotted in figure 3 the total energies as a function of the Hubbard potential using the GGA+ U approach, while the ferromagnetic state is taken as reference. It is very clear from figure 3 that the most stable magnetic configurations of both compounds GdSn_3 and CmSn_3 are anti-ferromagnetic type A (AFM-A). Therefore, we can predict the most stable magnetic configurations of these compounds: $\text{Gd}_{0.75}\text{Cm}_{0.25}\text{Sn}_3$, $\text{Gd}_{0.50}\text{Cm}_{0.50}\text{Sn}_3$ and $\text{Gd}_{0.25}\text{Cm}_{0.75}\text{Sn}_3$, which are anti-ferromagnetic type A (AFM-A). In table 1, we listed the magnetic stability for the investigated of the systems and compared the results with the available experimental and theoretical data [14, 20]. This result is in excellent agreement with the experimental and theoretical data for GdSn_3 . To our knowledge, there is no other research for CmSn_3 , $\text{Gd}_{0.75}\text{Cm}_{0.25}\text{Sn}_3$, $\text{Gd}_{0.50}\text{Cm}_{0.50}\text{Sn}_3$ and $\text{Gd}_{0.25}\text{Cm}_{0.75}\text{Sn}_3$ compounds to make comparison, that is why our results remain purely predictive. We can assert that the local magnetic 4f moments of the GdSn_3 and 5f moments of the CmSn_3 are mainly responsible for their magnetism.

In table 2, we summarized the calculated lattice constants, and the bulk module and its pressure derivative of GdSn_3 and CmSn_3 compounds together with the available experimental and theoretical data. As can be seen, the obtained lattice constant for GdSn_3 is in reasonable agreement with the theoretical data [14], and is 1.47% higher than the experimental value, which ensures the reliability of the present first-principles computations. For CmSn_3 , we have no theoretical or experimental data to

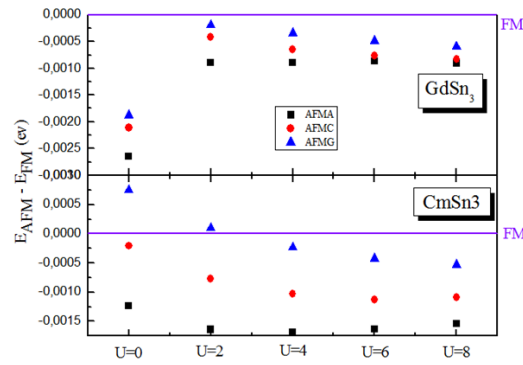


Figure 3. (Colour online) The magnetic stability as a function of the effective Coulomb interaction of GdSn₃ and CmSn₃ compounds using GGA+*U* approach. The ferromagnetic state is taken as reference.

make comparison. The calculated lattice parameters of GdSn₃ and CmSn₃ compounds increase with an increase of the Hubbard potential. This increase is due to the effect of the GGA approximation and the repellent effect of the Coulomb potential [21]. We also notice that the two calculated lattice parameters of GdSn₃ and CmSn₃ have almost the same values. It is very clear from table 2 that the calculated bulk modulus and its pressure derivative for both compounds varies non-linearly with an increasing Hubbard potential.

Table 2. Calculated structural properties: lattice parameter *a* and bulk modulus *B* and its pressure derivative *B'* for of GdSn₃ and CmSn₃ compounds compared with available experimental and/or theoretical data.

GGA+ <i>U</i>			<i>U</i> = 0	<i>U</i> = 2	<i>U</i> = 4	<i>U</i> = 6	<i>U</i> = 8
GdSn ₃	<i>a</i>	Pre. cal.	4.74	4.74	4.74	4.75	4.75
		Other cal.	4.74 [21] 4.681 [12]	4.74[21]	4.74 [21]	4.75 [21]	4.75[21]
		exp.	4.67 [20]	—	—	—	—
	<i>B</i> (GPa)	Pre. cal.	56.09	57.79	57.13	57.19	57.10
		Other cal.	56.01 [21] 58.03[12]	56.58[21]	56.98 [21]	56.82 [21]	5.72[21]
		exp.	—	—	—	—	—
	<i>B'</i>	Pre. cal.	4.460	4.326	4.571	4.411	4.491
		Other cal.	4.64 [12]	—	—	—	—
		exp.	—	—	—	—	—
CmSn ₃	<i>a</i>	Pre. cal.	4.73	4.75	4.76	4.77	4.78
		Other cal.	—	—	—	—	—
		exp.	—	—	—	—	—
	<i>B</i> (GPa)	Pre. cal.	55.83	56.06	56.15	56.35	56.77
		Other cal.	—	—	—	—	—
		exp.	—	—	—	—	—
	<i>B'</i>	Pre. cal.	4.445	4.479	4.415	4.31	4.38
		Other cal.	—	—	—	—	—
		exp.	—	—	—	—	—

3.2. Electronic and magnetic properties

3.2.1. Band structure

A good knowledge of electronic band structure in materials provides a valuable information concerning their potential utility in producing multi-electronic devices. In this context, we calculated the electronic band structure properties of GdSn_3 and CmSn_3 in the cubic structure at these equilibrium lattice constants using the GGA+ U formalism. GGA+ U ($U = 4$ eV) approximation with and without spin orbit coupling (SOC) is used to treat the exchange-correlation effects in these systems in their magnetic phases. The calculated band structures of GdSn_3 and CmSn_3 compounds using GGA+ U ($U = 4$ eV) approach with and without the spin orbit (SO) are illustrated in figure 4 a and figure 4 b, respectively. It is apparent from figure 4 a and figure 4 b that the GdSn_3 and CmSn_3 are of a metallic nature. From figure 4 b, it is very difficult to identify the effect of spin orbit, except for a small shift in energy levels in the energy band. Calculations yield similar band structures for GdSn_3 and CmSn_3 , and this reflects their similar properties.

3.2.2. Total and partial densities of states

To have a deeper look at the electronic structure, we displayed in figure 5 and in figure 6 the total and the partial atomic site-decomposed density of states (TDOS and PDOS) for GdSn_3 and CmSn_3 , respectively, in order to analyze the contributions from the different states of Gd, Cm and Sn atoms. GGA+ U ($U = 4$ eV) approximation with and without the spin orbit (SO) is used to treat the exchange-correlation effects in these systems in their magnetic phases. At the beginning, we have observed that GdSn_3 and CmSn_3 exhibit a metallic behavior. The calculations of the total and partial density of states of GdSn_3 and CmSn_3 compounds using GGA+ U ($U = 4$ eV) approach without spin orbit (SO) are illustrated in figure 5 a and figure 5 b, respectively. We should emphasize that there are two distinct structures in the density of electronic states. The first structure (from -9.97 to -5.40 eV) in the lower-lying energy side of the DOS for CmSn_3 consists of one important peak centered at around -7.38 eV, where this

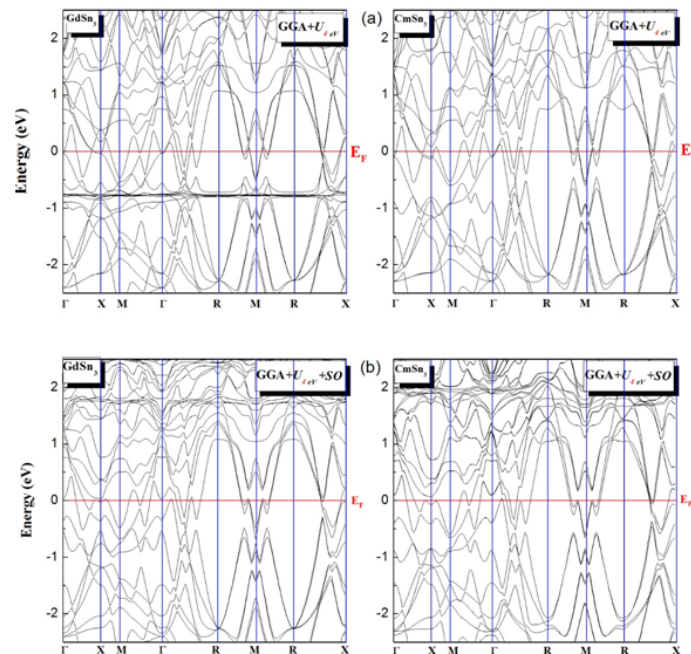


Figure 4. (Colour online) The calculated band structures of GdSn_3 and CmSn_3 using GGA+ U approach with and without spin-orbit coupling.

peak is due to Cm 5f states and with a small contribution from Sn 5s states. For GdSn₃, we notice a simple peak, centered at around -8.07 eV, in the first structure (from -9.59 to -4.91 eV), where this peak is due to Gd 4f states. The second structure [from -4.45 to 10 eV for CmSn₃ and from -3.95 to 10 eV for GdSn₃] shows a great resemblance in the distribution of electrons in this region for both compounds, and consists of a strong peak above the Fermi level centered at around 1.34 eV and 2.37 eV for GdSn₃ and CmSn₃, respectively. This peak is due to “f” states. We observed that GdSn₃ and CmSn₃ exhibit an intra-band gap in the region between -4.91 eV and -3.95 eV and between -5.40 eV and -4.45 eV, with widths of 0.96 eV and 0.95 eV, respectively. On the other hand, figure 6 a and figure 5 b, respectively, show the total and partial density of states of GdSn₃ and CmSn₃ compounds using GGA+*U* (*U* = 4 eV) approach with spin orbit (SO). Considering the spin orbit effect, using the GGA+*U* + SO approach, some changes are seen in the lower-lying energy side of the DOS. We notice the appearance of other peaks, where these peaks are due to “f” states of lanthanide and actinide atoms in GdSn₃ and CmSn₃, respectively. - In order to estimate the effect of Cm incorporation into GdSn₃, we plotted in figure 7 the total and the partial density of states (TDOS and PDOS) for Gd_{0.75}Cm_{0.25}Sn₃, Gd_{0.50}Cm_{0.50}Sn₃ and Gd_{0.25}Cm_{0.75}Sn₃, respectively, so that we can analyze the contributions of the different states of Gd, Cm and Sn atoms. GGA+*U* (*U* = 4 eV) approximation without spin orbit (SO) is used to treat the exchange-correlation effects in these systems in their magnetic phases. We also observed that Gd_{0.75}Cm_{0.25}Sn₃, Gd_{0.50}Cm_{0.50}Sn₃ and Gd_{0.25}Cm_{0.75}Sn₃ exhibit a metallic behavior as GdSn₃ and CmSn₃, determined by the Gd-d, Sn-p, and Sn-s hybrid states that cross the Fermi level. We notice that the incorporation of Cm atoms makes the appearance of two new peaks: the first below the Fermi level centered at around -6.25 eV, and the second above the Fermi level centered at around 3.5 eV. However, those peaks intensities are seen to be increasing with an increase of Cm composition. The presence of “f” states of Cm atoms at -6 eV is important and strongly localized, indicating their important contribution to the magnetic moment of Cm atoms. The different “f” occupancies (4f for Gd and 5f for Cm) result in different magnetic properties of these compounds. These different “f” occupancies are clearly observed in the valence electronic structure. The interactions between the “f” states [Gd (4f) and Cm (5f)], being highly correlated and highly localized, and the “d” states of Sn have a direct effect on the previous properties. We point out that the “d” states contribute to the chemical bonding.

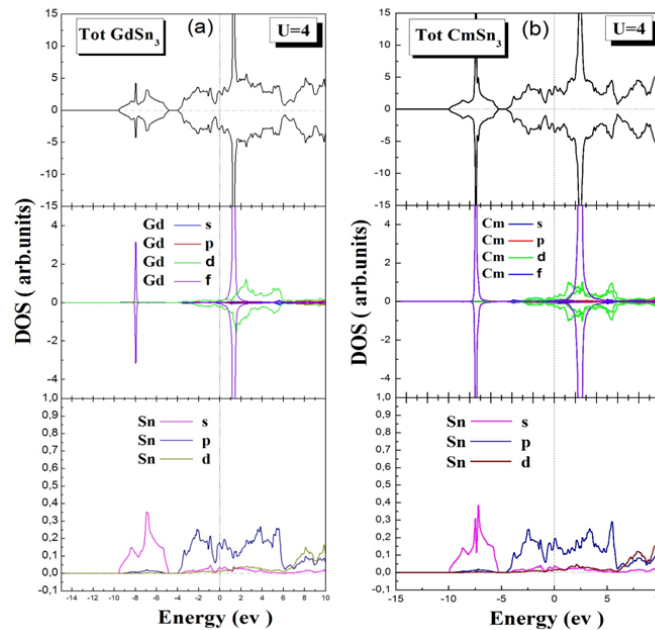


Figure 5. (Colour online) Total and partial densities of states of GdSn₃ and CmSn₃ using GGA+*U* approach without spin-orbit coupling.

3.2.3. Charge densities and magnetic properties

The ionic and/or the covalent character of any compound can be related to the charge transfer between the cationic and the anionic sites; for this reason, we calculated the total electron density of our systems GdSn_3 and CmSn_3 in the (110) plane containing Gd, Cm and Sn atoms as shown in figure 8. GGA+ U ($U = 4$ eV) approximation without spin orbit coupling (SO) is used to treat the exchange-correlation effects in these systems. We observed that covalent character is predominant in the chemical bond established between Sn and Gd. The binding in CmSn_3 is partially covalent and ionic, since the charge density is polarized toward the Sn. These may be due to the (Pauling's) electronegativity differences between Gd and Sn atoms ($\chi_{\text{Gd}} - \chi_{\text{Sn}} = 0.56$), on the one hand, and Cm and Sn atoms ($\chi_{\text{Cm}} - \chi_{\text{Sn}} = 0.66$), on the other hand. The charge transfer corresponding to the covalent character of GdSn_3 is similar to that found in other researches regarding the RESn_3 compounds.

The magnetic moment per atom of GdSn_3 and CmSn_3 compounds is shown in figure 9. It is very clear from figure 9 that the magnetic moments increase with an increasing Hubbard potential. The calculated magnetic moments for GdSn_3 are underestimated compared with experimental data, but are in good agreement with the other theoretical data. The magnetic moments for $\text{Gd}_{0.75}\text{Cm}_{0.25}\text{Sn}_3$, $\text{Gd}_{0.50}\text{Cm}_{0.50}\text{Sn}_3$ and $\text{Gd}_{0.25}\text{Cm}_{0.75}\text{Sn}_3$ compounds calculated with GGA+ U ($U = 4$ eV) approximation

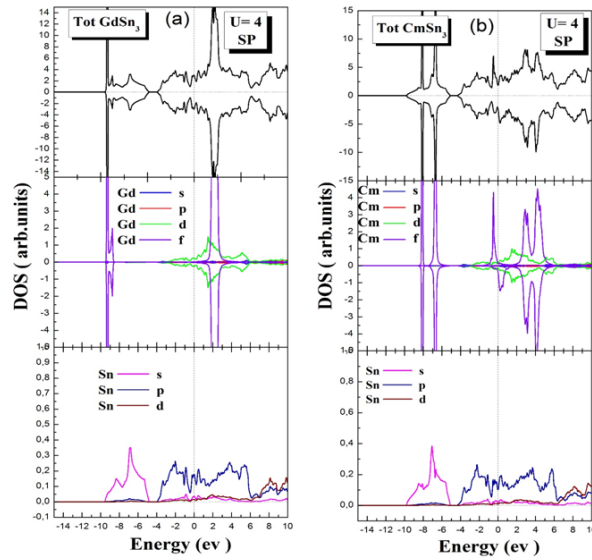


Figure 6. (Colour online) Total and partial densities of states of GdSn_3 using GGA+ U approach with spin-orbit coupling.

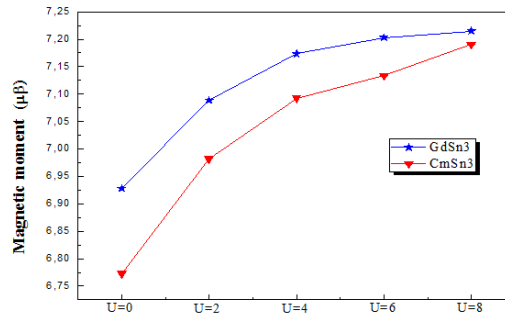


Figure 7. (Colour online) Total and partial densities of states of $\text{Gd}_{0.75}\text{Cm}_{0.25}\text{Sn}_3$, $\text{Gd}_{0.50}\text{Cm}_{0.50}\text{Sn}_3$, and $\text{Gd}_{0.25}\text{Cm}_{0.75}\text{Sn}_3$ compounds using GGA+ U .

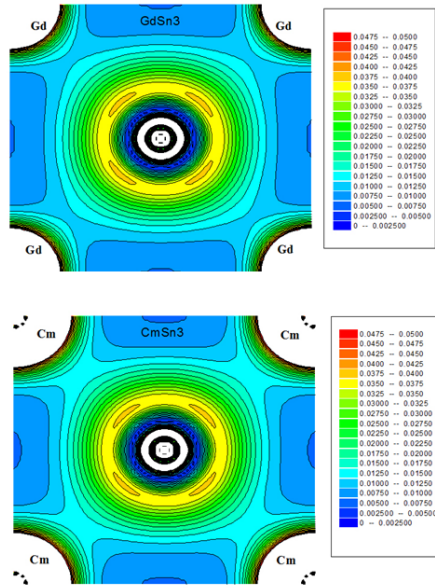


Figure 8. (Colour online) Contour plots of the valence charge distribution in the plane (110) of GdSn₃ and CmSn₃ compounds using GGA+*U* approach.

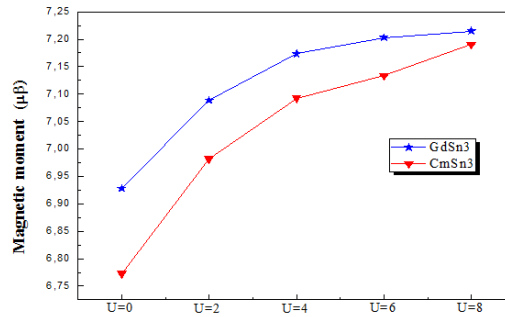


Figure 9. (Colour online) Magnetic moments per atom as a function of the effective Coulomb interaction of GdSn₃ and CmSn₃ compounds using GGA+*U* approach.

are 6.941, 6.940 and 6.940 μ_B , respectively. We notice that the magnetic moment decreases with increasing the Cm composition. To our knowledge, there are not available experimental or theoretical results for the magnetic moment for the studied compounds to be compared to our theoretical results; therefore, our study can serve as a prediction for future investigations.

4. Conclusion

The structural, electronic and magnetic properties of the GdSn₃, CmSn₃ and Gd_xCm_{1-x}Sn₃ compounds are investigated using the FP-LAPW simulation program approach based on the density functional theory, where we have used, as an approximation for the calculation of exchange-correlation energy functional, the well-known generalized gradient approximation GGA and the GGA+*U*. From the results calculated, it is first shown that the most stable magnetic configurations of these compounds are anti-ferromagnetic type-A (AFM-A). The lattice constant for GdSn₃ is in reasonable agreement with the theoretical data, and is 1.47% higher than the experimental value. The lattice parameters of GdSn₃ and

CmSn₃ compounds increase with increase Hubbard potential, and their bulk modulus and its pressure derivative vary non-linearly with an increasing Hubbard potential. The band structures with and without spin orbit coupling of both compounds consistently show a metallic nature. On the whole, the GdSn₃ and CmSn compounds and their alloys show many interesting properties, including many similarities such as the presence of magnetic structures. Finally, one can point out that these compounds are of great importance and might be useful for the design of magnetic devices, frequently in high-tech applications.

References

1. Krier A., *Mid-Infrared Semiconductor Optoelectronics*, Springer, London, 2007.
2. Hanninen P., Harma H., *Lanthanide Luminescence: Photophysical, Analytical and Biological Aspects*, Springer Science and Business Media, 2011.
3. Huang C.-H., *Rare Earth Coordination Chemistry: Fundamentals and Applications*, John Wiley & Sons, Asia, 2011.
4. Pfau H., *Thermal Transport in Strongly Correlated Rare-Earth Intermetallic*, Springer, London, 2016.
5. Guangxian X., *New Frontiers in Rare Earth Science and Applications*, Elsevier, Amsterdam, 2012.
6. Kalantzakos S., *China and the Geopolitics of Rare Earths*, Oxford University Press, USA, 2017.
7. Atwood D.A., *The Rare Earth Elements: Fundamentals and Applications*, John Wiley & Sons, West Sussex, UK, 2013.
8. Kwiecien M., Chelkowska G., Betlinska A., *Mater. Sci.-Poland*, 2007, **25**, 411.
9. Zlatić V., Hewson A., *Properties and Applications of Thermoelectric Materials: the Search for New Materials for Thermoelectric Devices*, Springer Science and Business Media, NY, 2009.
10. Soderlind P., Turchi P., Landa A., Lordi V., *J. Phys.: Condens. Matter*, 2014, **26**, 416001.
11. Etourneau J., Chevalier B., *J. Solid State Chem.*, 1992, **96**, 211–220, doi:10.1016/S0022-4596(05)80313-5.
12. Abraham J.A., Pagare G., Chouhan S.S., Sanyal S.P., *Adv. Phys. Theor. Appl.*, 2013, **19**, 67.
13. Shafiq M., Ahmad I., Jalali Asadabadi S., *J. Appl. Phys.*, 2014, **116**, 103905, doi:10.1063/1.4894833.
14. Benidris A., Zaoui A., Belhadj M., Djermouni M., Kacimi S., *J. Supercond. Novel Magn.*, 2015, **28**, 2215–2222, doi:10.1007/s10948-015-3016-7.
15. Blaha P., Schwarz K., Madsen G., Kvasnicka D., Luitz J., *An Augmented Plane Wave + Local Orbitals Program for Calculating Crystal Properties*, Institute of Materials Chemistry Vienna, Austria, 2001.
16. Perdew J.P., Burke K., Ernzerhof M., *Phys. Rev. Lett.*, 1996, **77**, 3865, doi:10.1103/PhysRevLett.77.3865.
17. Desclaux J., *Methods and Techniques in Computational Chemistry*, Vol. A: Small systems of METTEC, Clementi E. (Ed.), Stef, Cagliari, 1993.
18. Takeda T., *Z. Phys. B: Condens. Matter*, 1978, **32**, 43–48.
19. Murnaghan F.D., *PNAS*, 1944, **30**, No. 9, 244–247, doi:10.1073/pnas.30.9.244.
20. Tsuchida T., Wallace W.E., *J. Chem. Phys.*, 1965, **43**, 3811–3814, doi:10.1063/1.1696567.
21. Bouasria A., Zaoui A., Ait Abderrahmane S., Kacimi S., Boukortt A., Bejar M., Dhahri E., *Int. J. Comput. Mater. Sci. Eng.*, 2017, **6**, 1750006, URL <https://doi.org/10.1142/S2047684117500063>.

Першопринципні дослідження структурних, електронних і магнітних властивостей сполук $X\text{Sn}_3$ ($X = \text{Gd}, \text{Cm}$) і $\text{Gd}_x\text{Cm}_{1-x}\text{Sn}_3$

М. Аднан¹, Л. Джуді^{1,2}, М. Марабе^{1,2}, М.Бушареф¹, Ф. Дахман², С. Беналья^{1,2}, М. Мохтарі^{2,3}, Д. Рашед¹

¹ Лабораторія магнітних матеріалів, Університет Джіллалі Ліабе де Сіді Бель-Аббес, Алжир

² Інститут природничих наук і технологій, Університетський центр м. Тіссемсілт, 38000 Тіссемсілт, Алжир

³ Оранський інститут природничих наук і технологій ім. Мохамеда Будиафа, 31000 Оран, Алжир

У статті досліджуються структурні, електронні і магнітні властивості сполук GdSn_3 , CmSn_3 і $\text{Gd}_x\text{Cm}_{1-x}\text{Sn}_3$ ($x = 0.25, 0.5$ і 0.75) з допомогою повно-потенціального методу приєднаних плоских хвиль, у рамках узагальненого градієнтного наближення+ U . Властивості основного стану визначено для об'ємних сполук GdSn_3 , CmSn_3 і $\text{Gd}_x\text{Cm}_{1-x}\text{Sn}_3$, кристалізованих у структуру типу AuCu_3 . Обчислені структурні, електронні та магнітні властивості сполук GdSn_3 добре узгоджуються з існуючими експериментальними і теоретичними даними. Встановлено, що найстійкіші магнітні конфігурації обох сполук CmSn_3 і GdSn_3 є антиферомагнітного типу А (AFM-A) і проявляють металічну поведінку. Отриманий магнітний момент зменшується зі збільшенням складу Cm у сполуках $\text{Gd}_x\text{Cm}_{1-x}\text{Sn}_3$. Результати показують, що сполуки GdSn_3 , CmSn_3 і $\text{Gd}_x\text{Cm}_{1-x}\text{Sn}_3$ мають деякі спільні властивості і можуть бути дуже корисними у застосуваннях.

Ключові слова: першопринципні дослідження, інтерметалічні сполуки, структурні властивості, електронні властивості, магнітні властивості