

# MiniBooNE Neutrino Oscillation Search Results and Predicted Background Events

Teppei Katori for the MiniBooNE collaboration

e-mail: [tepei.katori@kcl.ac.uk](mailto:tepei.katori@kcl.ac.uk)

King's College London, Strand, WC2R 2LS London, UK

*Presented at the 3rd World Summit on Exploring the Dark Side of the Universe  
Guadeloupe Islands, March 9-13 2020*

## Abstract

In this short review, we discuss the 2020 MiniBooNE electron neutrino appearance oscillation results with a special attention on background predictions relevant to the MiniBooNE oscillation results and other (anti)electron neutrino appearance search experiments.

## 1 MiniBooNE 2020 Oscillation results

MiniBooNE was a short-baseline neutrino oscillation experiment at Fermilab. A  $\nu_\mu$  ( $\bar{\nu}_\mu$ ) dominant beam was created by the Booster neutrino beamline (BNB) [1]. A mineral-oil-based spherical Cherenkov detector [2], located 541 m away from the target, was used to search for single-isolated electron-like signals produced by charged-current (CC) interactions of  $\nu_e$  ( $\bar{\nu}_e$ ) neutrinos. Data excesses of signals over backgrounds have been reported [3]. Data taking was stopped in 2019, and in 2020 we presented the results from the 17-year full data set [4]. Fig. 1 shows the final result of  $\nu_e$  candidate spectrum as a function of  $E_\nu^{QE}$ , the reconstructed neutrino energy under the quasi-elastic (QE) assumption [5] which assumes two-body kinematics and a target nucleon at rest. The data excess can be interpreted as a signal of neutrino oscillations at a  $\sim 1$  eV mass scale, or as the presence of sterile neutrinos around the 1 eV mass scale. MiniBooNE signals are statistically the strongest signals of the so-called short-baseline anomalies [6] which all suggest a  $\sim 1$  eV sterile neutrinos, and there are world-wide programs to search for such a neutrino candidate.

The data exhibit an excess of events over simulated backgrounds in the lower energy region. Here, 6 main backgrounds are explicitly shown. In brief, beam-origin backgrounds ( $\nu_e$  from  $\mu^\pm$ ,  $\nu_e$  from  $K^\pm$ , and  $\nu_e$  from  $K^0$ ) are intrinsic  $\nu_e$  backgrounds, and they tend to spread over wide energy region. This feature makes it difficult to explain the excess by a mis-modelling of the beam without exotic effects [7]. On the other hand, other backgrounds ( $\pi^0$  misid,  $\Delta \rightarrow N\gamma$ , dirt) are mis-identification (misID) backgrounds, mainly photons that are misidentified as electrons from  $\nu_e$ CCQE interactions. These backgrounds have similar shapes as the excess, and we discuss these backgrounds further in this short note.

## 2 $\pi^0$ misid

Every experiments searching for  $\nu_e$  ( $\bar{\nu}_e$ ) appearance signals, neutral current single  $\pi^0$  (NC1 $\pi^0$ ) production is a serious background channel. Although  $\pi^0$  normally decays to two gamma rays, boosted

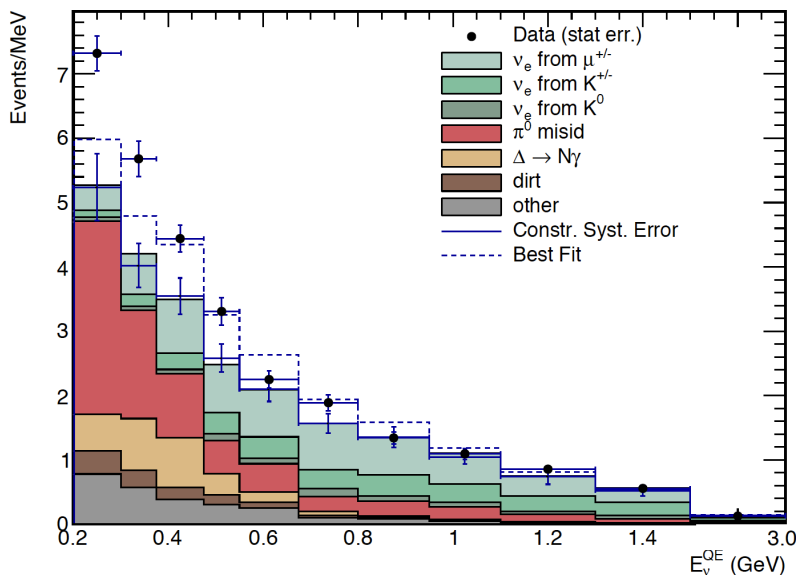


Figure 1: MiniBooNE data-MC comparison for the  $\nu_e$  oscillation candidate event distribution [4]. This is a function of reconstructed electron neutrino energy under the QE assumption ( $E_\nu^{QE}$ ).

$\pi^0$  can decay to one gamma ray, or one gamma ray is undetected, then the final state is a single gamma which is resemble to a single-isolated electron-like event by Cherenkov detectors. The prediction of such background is difficult, because the prediction of neutrino produced single pion is very difficult. This problem comes from two parts. First, we need to predict production rates of pions from the primary process correctly. Such calculation relies on advanced nuclear models of baryonic resonances and non-resonant meson productions from neutrino interactions. Models are tuned and tested with electron scattering data [8], however, axial form factors need to be tuned from low statistics neutrino scattering experiments [9]. Confusions increase if the energy goes higher and higher resonances [10] (beyond the  $\Delta$  resonance) and transition region to DIS (so-called shallow inelastic scattering, SIS [11, 12, 13]) are non-negligible. Second part is the final state interactions (FSIs). Hadrons experience effects from the nuclear environment, and these modify both kinematics and types of hadrons leaving the target nuclei. Simulations of FSIs for hadrons are also difficult, and thus correct simulation of photon background is very challenging. To overcome these problems, MiniBooNE utilizes an internal constraint by measuring  $\pi^0$  events in MiniBooNE [14]. These data are used to tune the simulation of  $\pi^0$  spectrum. Then, the photon background from  $\pi^0$ s is simulated by performing decays of data-tuned  $\pi^0$ s.

Fig. 2 shows a coordinate distribution of data and simulated background events with function of cube of normalized radial distance  $R$  from the center of the detector. Note, fiducial volume of the MiniBooNE detector is a 500 cm spherical region of the mineral oil volume. Because of the geometric effect, the photon background from  $\pi^0$ s makes a characteristic shape and the peak is not around the centre. Absence of this feature in the data suggest NC1 $\pi^0$  cannot explain the data excess.

### 3 $\Delta \rightarrow N\gamma$

A high-energy single photon can be made by a radiative decay of a baryonic resonance. In MiniBooNE, such NC single gamma (NC1 $\gamma$ ) channel is not simulated by Monte Carlo, instead, the prediction is made from measured  $\pi^0$  rate. In brief, measured  $\pi^0$  rate is used to extrapolate the  $\Delta$ -resonance rate after correcting the FSIs, then branching ratio is applied to predict the single gamma ray back-

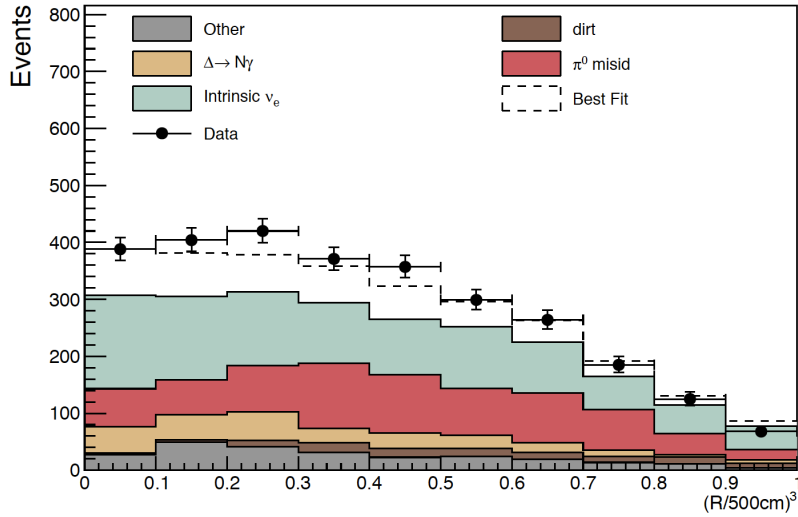


Figure 2: Oscillation candidate data-MC comparison with function of  $(R/500\text{cm})^3$  [4], note 500 cm is the fiducial volume of the MiniBooNE detector.  $\pi^0$  background makes a peak slightly off-centre, which do not agree with the shape of the data excess.

ground via the radiative  $\Delta$ -decay. As Fig. 3 shows, the MiniBooNE prediction agreed with the predictions from the latest nuclear calculations [15]. Similar results are obtained from other advanced NC1 $\gamma$  models [16, 17]. These theoretical calculations give us a confidence that we predict this background correctly. However, the radiative  $\Delta$ -decay has not been experimentally confirmed, and only limits are available [18, 19]. Therefore, it might be possible to explain all excesses by the radiative  $\Delta$ -decay if the theoretical prediction is wrong around 300%. Furthermore, it is also possible that exotic processes (mainly  $Z'$ -decay) contribute similar signals [20, 21, 22, 23]. These possibilities are testable soon by high-resolution detectors such as the MicroBooNE experiment (liquid argon time projection chamber) [24] and the NINJA experiment (emulsion cloud chamber) [25].

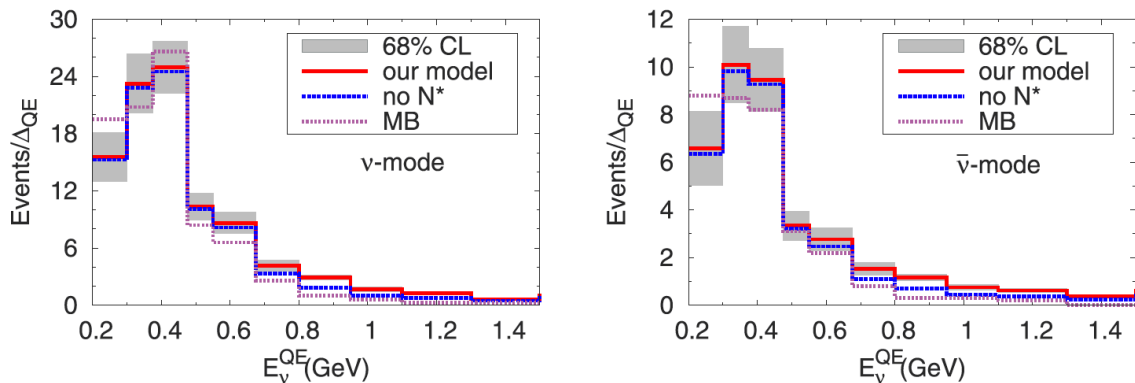


Figure 3: A comparisons of MiniBooNE prediction of  $\Delta \rightarrow N\gamma$  backgrounds and the Valencia NC1 $\gamma$  model [15]. Agreements are within the theoretical errors except the lowest bins. Similar agreement is obtained from other modern NC1 $\gamma$  models [16, 17].

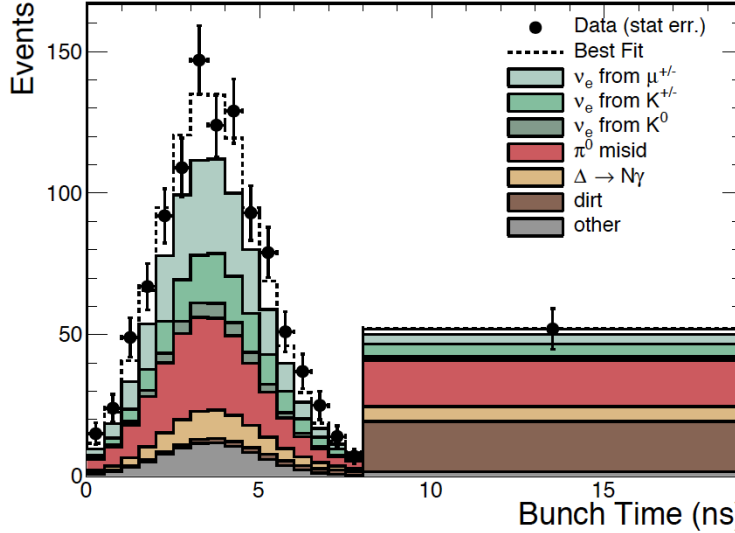


Figure 4: Oscillation candidate event time distribution in the beam bunch timing [4]. The bunch time is  $\sim 2$  ns with  $\sim 19$  ns separation to repeat 82 times. The dirt event is out of the phase of bunch time and it makes a peak outside of the bunch timing. Both intrinsic backgrounds and misID backgrounds show slight delays compared with oscillation signal events from  $\nu_e$ CCQE interactions.

## 4 dirt

High-energy photons generated outside of the detector can come inside of the detector without showering in the veto region. This type of background, called dirt events in MiniBooNE, is challenging to simulate since materials and geometry outside of the detector are not completely modeled, and prediction is not reliable. To estimate dirt background, we use a data-driven correction. Events outside of the fiducial volume are measured to find a distribution of dirt events with a function of  $R$ , the distance from the detector center. This gives a better estimation of the dirt background inside of the fiducial volume.

We also imply the timing information to further check this background. Among the 84 BNB buckets,  $\sim 83$  buckets are usually filled, where 2 ns bunches are separated with 19 ns. Fig. 4 shows the bunch timing of  $\nu_e$  candidate events with background simulations. This precise timing structure is used for the search of the beam produced boosted dark matter [26, 27]. Here, the timing data is used to look for sterile neutrinos. First, dirt background is out of phase and we can confirm our prediction of this background is correct from the data-MC agreement outside of the bunch timing. Second, beam-origin intrinsic backgrounds show a slight delay ( $\sim 1$  ns) due to heavier parents (kaon decay background) or additional processes (muon decay background). Third, misID photon backgrounds also show a slight delay ( $\sim 1$  ns) due to additional showering process compared with electron oscillation candidate signals from  $\nu_e$ CCQE interaction. Note, timing information is not currently used to select  $\nu_e(\bar{\nu}_e)$  oscillation candidates.

## 5 Nucleon correlations

Neutrino interaction physics around 1-10 GeV has extremely rich structures [28], and future long-baseline oscillation experiments, such as DUNE [29] and Hyper-Kamiokande (HyperK) [30], are likely to be systematically limited including neutrino interaction errors. Among them, the discovery of the role of nucleon correlations [31, 32] in neutrino interactions attract many interests and actively studied by many experiments. Neutrinos often interact with more than one nucleon, or correlated nucleon pair. This changes outgoing particle kinematics, and also this enhances the cross-section more than incoherence sum of all nucleon contributions. This additional channel, often called MEC (meson

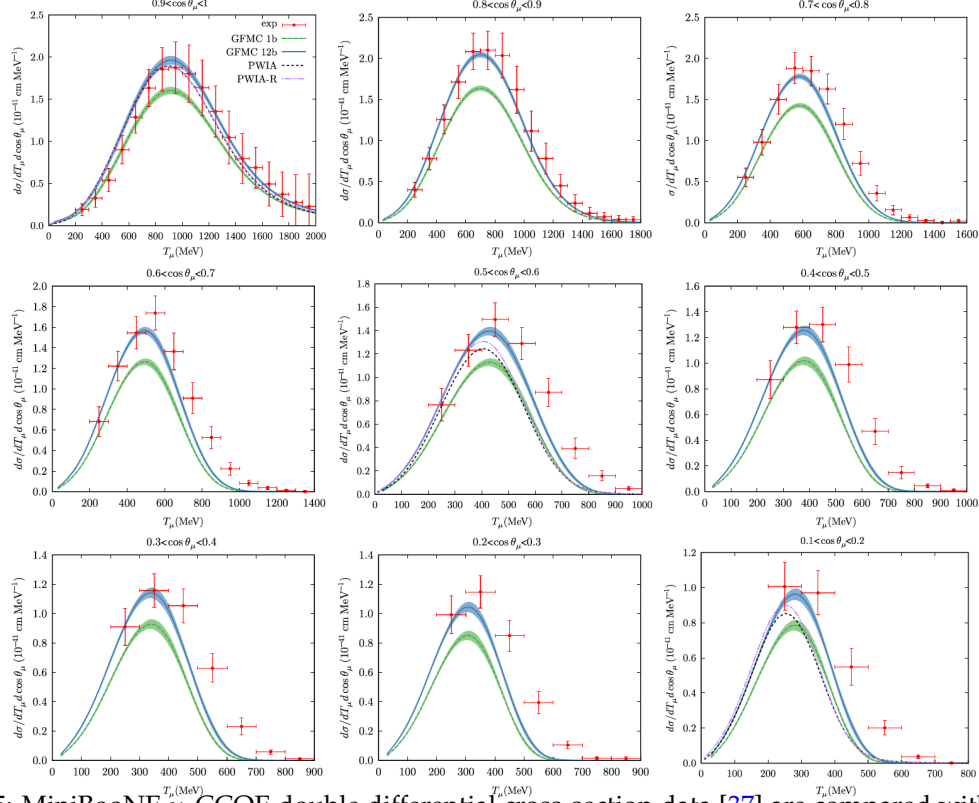


Figure 5: MiniBooNE  $\nu_\mu$  CCQE double differential cross-section data [37] are compared with *ab initio* quantum Monte Carlo prediction [38]. In the theory, all nuclear potentials are included, and five response functions are calculated in wide range of momentum transfer, from 100 to 700 MeV.

exchange current) or 2p2h (two-particle 2-hole), are introduced in modern neutrino interaction generators [33, 34, 35, 36]. Fig. 5 shows the data-theory comparison of MiniBooNE flux-integrated  $\nu_\mu$  CCQE double differential cross-section data [37] and *ab initio* quantum Monte Carlo (QMC) calculation [38]. This precise nuclear theory includes both two-nucleon and three-nucleon potentials, and cross-section predictions capture the detailed features of MiniBooNE high-statistics  $\nu_\mu$  cross-section data. Since MiniBooNE does not include this channel in the simulation and effect of cross-section enhancement is tuned through CCQE channel, it was argued that data excess could be related to the neutrino energy mis-reconstruction [39, 40]. This idea is interesting, because energy mis-reconstruction would shift the energy spectrum to the lower energy, namely the data excess would be higher energy region more consistent with sterile neutrino oscillation hypothesis. So far, detailed study does not support this [41], but the jury is still out. Current knowledge of nucleon correlations in neutrino physics is very limited, and experiments require to tune this channel a lot to improve data-MC agreements within their simulations [36, 42, 43]. This may have some implications on a mild tension of oscillation results between T2K [44] and NOvA [45].

## 6 $\nu_e(\bar{\nu}_e)$ cross-sections

Although neutrino pion production and 2p2h models are tested many times with  $\nu_\mu(\bar{\nu}_\mu)$  CC data,  $\nu_e(\bar{\nu}_e)$  appearance oscillation experiments need these models to provide correct predictions for  $\nu_e(\bar{\nu}_e)$  CC interactions. This is difficult to test, mainly because neutrino beams including the BNB [1], J-PARC neutrino beamline [46], and NuMI [47] do not produce large  $\nu_e(\bar{\nu}_e)$  flux in the region where experiments expect  $\nu_\mu \rightarrow \nu_e$  ( $\bar{\nu}_\mu \rightarrow \bar{\nu}_e$ ) oscillations. To take account this error, we introduced a neutrino-

energy dependent  $\nu_e/\nu_\mu$  ratio error which blows up exponentially at low energy. It is only few % at 400 MeV but over 30% error at 200 MeV. There are only 5 low statistics data available for  $\nu_e$  cross-section [48, 49, 50, 51, 52] in entire particle physics history. Thus, we have unavoidable systematic errors on  $\nu_e(\bar{\nu}_e)$  interactions, and this is an issue for all  $\nu_e(\bar{\nu}_e)$  appearance experiments including MiniBooNE, T2K, NOvA, and future experiments such as DUNE and HyperK.

## 7 Conclusions

In this brief review, we go through some of key developments of our background study. The statistical significance of the excess is very high, but currently there is no convincing explanation of this through any existing background channels.

## Acknowledgements

I thank Bill Louis and Rex Tayloe for their careful checks of this article. I thank the hospitality of the organizers for hosting the participants during this conference even though the pandemic made the organization extremely difficult.

## References

- [1] **MiniBooNE** Collaboration, A. Aguilar-Arevalo et al., *The Neutrino Flux prediction at MiniBooNE*, *Phys. Rev. D* **79** (2009) 072002, [[arXiv:0806.1449](#)].
- [2] **MiniBooNE** Collaboration, A. Aguilar-Arevalo et al., *The MiniBooNE Detector*, *Nucl. Instrum. Meth. A* **599** (2009) 28–46, [[arXiv:0806.4201](#)].
- [3] **MiniBooNE** Collaboration, A. Aguilar-Arevalo et al., *Significant Excess of ElectronLike Events in the MiniBooNE Short-Baseline Neutrino Experiment*, *Phys. Rev. Lett.* **121** (2018), no. 22 221801, [[arXiv:1805.12028](#)].
- [4] **MiniBooNE** Collaboration, A. Aguilar-Arevalo et al., *Updated MiniBooNE Neutrino Oscillation Results with Increased Data and New Background Studies*, [arXiv:2006.16883](#).
- [5] **MiniBooNE** Collaboration, A. Aguilar-Arevalo et al., *Measurement of muon neutrino quasi-elastic scattering on carbon*, *Phys. Rev. Lett.* **100** (2008) 032301, [[arXiv:0706.0926](#)].
- [6] A. Diaz, C. Argüelles, G. Collin, J. Conrad, and M. Shaevitz, *Where Are We With Light Sterile Neutrinos?*, [arXiv:1906.00045](#).
- [7] C. Giunti and M. Laveder, *electron-neutrino Disappearance in MiniBooNE*, *Phys. Rev. D* **77** (2008) 093002, [[arXiv:0707.4593](#)].
- [8] E. Hernández, J. Nieves, and M. J. Vicente Vacas, *Single  $\pi$  production in neutrino-nucleus scattering*, *Phys. Rev. D* **87** (2013), no. 11 113009, [[arXiv:1304.1320](#)].
- [9] C. Wilkinson, P. Rodrigues, S. Cartwright, L. Thompson, and K. McFarland, *Reanalysis of bubble chamber measurements of muon-neutrino induced single pion production*, *Phys. Rev. D* **90** (2014), no. 11 112017, [[arXiv:1411.4482](#)].
- [10] S. Nakamura, H. Kamano, and T. Sato, *Dynamical coupled-channels model for neutrino-induced meson productions in resonance region*, *Phys. Rev. D* **92** (2015), no. 7 074024, [[arXiv:1506.03403](#)].

- [11] **NuSTEC** Collaboration, C. Andreopoulos et al., *Summary of the NuSTEC Workshop on Shallow- and Deep-Inelastic Scattering*, in *NuSTEC Workshop on Shallow- and Deep-Inelastic Scattering*, 7, 2019. [arXiv:1907.13252](#).
- [12] M. Sajjad Athar and J. G. Morfin, “Neutrino(Antineutrino)-Nucleus Interactions in the Shallow- and Deep-Inelastic Scattering Regions.” [arXiv:2006.08603](#), April, 2020.
- [13] L. Alvarez-Ruso et al., *Snowmass 2021 LoI: Neutrino-induced Shallow- and Deep-Inelastic Scattering*, in *2021 Snowmass Summer Study*, 9, 2020. [arXiv:2009.04285](#).
- [14] **MiniBooNE** Collaboration, A. Aguilar-Arevalo et al., *First Observation of Coherent  $\pi^0$  Production in Neutrino Nucleus Interactions with  $E_\nu < 2$  GeV*, *Phys. Lett. B* **664** (2008) 41–46, [[arXiv:0803.3423](#)].
- [15] E. Wang, L. Alvarez-Ruso, and J. Nieves, *Single photon events from neutral current interactions at MiniBooNE*, *Phys. Lett. B* **740** (2015) 16–22, [[arXiv:1407.6060](#)].
- [16] R. J. Hill, *On the single photon background to  $\nu_e$  appearance at MiniBooNE*, *Phys. Rev. D* **84** (2011) 017501, [[arXiv:1002.4215](#)].
- [17] X. Zhang and B. D. Serot, *Can neutrino-induced photon production explain the low energy excess in MiniBooNE?*, *Phys. Lett. B* **719** (2013) 409–414, [[arXiv:1210.3610](#)].
- [18] **NOMAD** Collaboration, C. Kullenberg et al., *A search for single photon events in neutrino interactions*, *Phys. Lett. B* **706** (2012) 268–275, [[arXiv:1111.3713](#)].
- [19] **T2K** Collaboration, K. Abe et al., *Search for neutral-current induced single photon production at the ND280 near detector in T2K*, *J. Phys. G* **46** (2019), no. 8 08LT01, [[arXiv:1902.03848](#)].
- [20] P. Ballett, S. Pascoli, and M. Ross-Lonergan, *MeV-scale sterile neutrino decays at the Fermilab Short-Baseline Neutrino program*, *JHEP* **04** (2017) 102, [[arXiv:1610.08512](#)].
- [21] E. Bertuzzo, S. Jana, P. A. N. Machado, and R. Zukanovich Funchal, *Dark Neutrino Portal to Explain MiniBooNE excess*, *Phys. Rev. Lett.* **121** (2018), no. 24 241801, [[arXiv:1807.09877](#)].
- [22] Argüelles, Carlos A. and Hostert, Matheus and Tsai, Yu-Dai, *Testing New Physics Explanations of MiniBooNE Anomaly at Neutrino Scattering Experiments*, [arXiv:1812.08768](#).
- [23] J. R. Jordan, Y. Kahn, G. Krnjaic, M. Moschella, and J. Spitz, *Severe Constraints on New Physics Explanations of the MiniBooNE Excess*, *Phys. Rev. Lett.* **122** (2019), no. 8 081801, [[arXiv:1810.07185](#)].
- [24] **MicroBooNE** Collaboration, R. Acciarri et al., *Design and Construction of the MicroBooNE Detector*, *JINST* **12** (2017), no. 02 P02017, [[arXiv:1612.05824](#)].
- [25] A. Hiramoto et al., *First measurement of  $\bar{\nu}_\mu$  and  $\nu_\mu$  charged-current inclusive interactions on water using a nuclear emulsion detector*, [arXiv:2008.03895](#).
- [26] **MiniBooNE** Collaboration, A. Aguilar-Arevalo et al., *Dark Matter Search in a Proton Beam Dump with MiniBooNE*, *Phys. Rev. Lett.* **118** (2017), no. 22 221803, [[arXiv:1702.02688](#)].
- [27] **MiniBooNE DM** Collaboration, A. Aguilar-Arevalo et al., *Dark Matter Search in Nucleon, Pion, and Electron Channels from a Proton Beam Dump with MiniBooNE*, *Phys. Rev. D* **98** (2018), no. 11 112004, [[arXiv:1807.06137](#)].
- [28] **NuSTEC** Collaboration, L. Alvarez-Ruso et al., *NuSTEC White Paper: Status and challenges of neutrino–nucleus scattering*, *Prog. Part. Nucl. Phys.* **100** (2018) 1–68, [[arXiv:1706.03621](#)].

- [29] **DUNE** Collaboration, B. Abi et al., *Deep Underground Neutrino Experiment (DUNE), Far Detector Technical Design Report, Volume I Introduction to DUNE*, *JINST* **15** (2020), no. 08 T08008, [[arXiv:2002.02967](#)].
- [30] **Hyper-Kamiokande** Collaboration, K. Abe et al., *Hyper-Kamiokande Design Report*, [arXiv:1805.04163](#).
- [31] M. Martini, M. Ericson, G. Chanfray, and J. Marteau, *A Unified approach for nucleon knock-out, coherent and incoherent pion production in neutrino interactions with nuclei*, *Phys. Rev. C* **80** (2009) 065501, [[arXiv:0910.2622](#)].
- [32] J. Nieves, I. Ruiz Simo, and M. Vicente Vacas, *Inclusive Charged–Current Neutrino–Nucleus Reactions*, *Phys. Rev. C* **83** (2011) 045501, [[arXiv:1102.2777](#)].
- [33] J. T. Sobczyk, *Multinucleon ejection model for Meson Exchange Current neutrino interactions*, *Phys. Rev. C* **86** (2012) 015504, [[arXiv:1201.3673](#)].
- [34] O. Lalakulich, K. Gallmeister, and U. Mosel, *Many-Body Interactions of Neutrinos with Nuclei - Observables*, *Phys. Rev. C* **86** (2012), no. 1 014614, [[arXiv:1203.2935](#)]. [Erratum: *Phys.Rev.C* **90**, 029902 (2014)].
- [35] J. Schwehr, D. Cherdack, and R. Gran, *GENIE implementation of IFIC Valencia model for QE-like 2p2h neutrino-nucleus cross section*, [arXiv:1601.02038](#).
- [36] **T2K** Collaboration, K. Abe et al., *Measurement of neutrino and antineutrino oscillations by the T2K experiment including a new additional sample of  $\nu_e$  interactions at the far detector*, *Phys. Rev. D* **96** (2017), no. 9 092006, [[arXiv:1707.01048](#)]. [Erratum: *Phys.Rev.D* **98**, 019902 (2018)].
- [37] **MiniBooNE** Collaboration, A. Aguilar-Arevalo et al., *First Measurement of the Muon Neutrino Charged Current Quasielastic Double Differential Cross Section*, *Phys. Rev. D* **81** (2010) 092005, [[arXiv:1002.2680](#)].
- [38] A. Lovato, J. Carlson, S. Gandolfi, N. Rocco, and R. Schiavilla, *Ab initio study of  $(\nu_\ell, \ell^-)$  and  $(\bar{\nu}_\ell, \ell^+)$  inclusive scattering in  $^{12}\text{C}$ : confronting the MiniBooNE and T2K CCQE data*, *Phys. Rev. X* **10** (2020), no. 3 031068, [[arXiv:2003.07710](#)].
- [39] M. Martini, M. Ericson, and G. Chanfray, *Neutrino energy reconstruction problems and neutrino oscillations*, *Phys. Rev. D* **85** (2012) 093012, [[arXiv:1202.4745](#)].
- [40] J. Nieves, F. Sanchez, I. Ruiz Simo, and M. Vicente Vacas, *Neutrino Energy Reconstruction and the Shape of the CCQE-like Total Cross Section*, *Phys. Rev. D* **85** (2012) 113008, [[arXiv:1204.5404](#)].
- [41] M. Ericson, M. Garzelli, C. Giunti, and M. Martini, *Assessing the role of nuclear effects in the interpretation of the MiniBooNE low-energy anomaly*, *Phys. Rev. D* **93** (2016), no. 7 073008, [[arXiv:1602.01390](#)].
- [42] **MINERvA** Collaboration, D. Ruterbories et al., *Measurement of Quasielastic-Like Neutrino Scattering at  $\langle E_\nu \rangle \sim 3.5$  GeV on a Hydrocarbon Target*, *Phys. Rev. D* **99** (2019), no. 1 012004, [[arXiv:1811.02774](#)].
- [43] **NOvA** Collaboration, M. Acero et al., *Adjusting Neutrino Interaction Models and Evaluating Uncertainties using NOvA Near Detector Data*, [arXiv:2006.08727](#).
- [44] **T2K** Collaboration, K. Abe et al., *Constraint on the matter–antimatter symmetry-violating phase in neutrino oscillations*, *Nature* **580** (2020), no. 7803 339–344, [[arXiv:1910.03887](#)]. [Erratum: *Nature* **583**, E16 (2020)].



- [45] K. J. Kelly, P. A. Machado, S. J. Parke, Y. F. Perez Gonzalez, and R. Zukanovich-Funchal, *Back to (Mass-)Square(d) One: The Neutrino Mass Ordering in Light of Recent Data*, [arXiv:2007.08526](#).
- [46] T2K Collaboration, K. Abe et al., *T2K neutrino flux prediction*, *Phys. Rev. D* **87** (2013), no. 1 012001, [[arXiv:1211.0469](#)]. [Addendum: *Phys.Rev.D* 87, 019902 (2013)].
- [47] P. Adamson et al., *The NuMI Neutrino Beam*, *Nucl. Instrum. Meth. A* **806** (2016) 279–306, [[arXiv:1507.06690](#)].
- [48] Gargamelle Collaboration, J. Blietschau et al., *Total Cross-Sections for electron-neutrino and anti-electron-neutrino Interactions and Search for Neutrino Oscillations and Decay*, *Nucl. Phys. B* **133** (1978) 205–219.
- [49] T2K Collaboration, K. Abe et al., *Measurement of the Inclusive Electron Neutrino Charged Current Cross Section on Carbon with the T2K Near Detector*, *Phys. Rev. Lett.* **113** (2014), no. 24 241803, [[arXiv:1407.7389](#)].
- [50] MINERvA Collaboration, J. Wolcott et al., *Measurement of electron neutrino quasielastic and quasielasticlike scattering on hydrocarbon at  $\langle E_\nu \rangle = 3.6$  GeV*, *Phys. Rev. Lett.* **116** (2016), no. 8 081802, [[arXiv:1509.05729](#)].
- [51] ArgoNeuT Collaboration, R. Acciarri et al., *First measurement of electron neutrino scattering cross section on argon*, *Phys. Rev. D* **102** (2020), no. 1 011101, [[arXiv:2004.01956](#)].
- [52] T2K Collaboration, K. Abe et al., *Measurement of the charged-current electron (anti-)neutrino inclusive cross-sections at the T2K off-axis near detector ND280*, [arXiv:2002.11986](#).