

Superconductor to metal transition in overdoped cuprates

Zi-Xiang Li^{1,2}, Steven A. Kivelson³, and Dung-Hai Lee^{1,2*}

¹ *Department of Physics, University of California, Berkeley, CA 94720, USA.*

² *Materials Sciences Division, Lawrence Berkeley National Laboratory, Berkeley, CA 94720, USA. and*

³ *Department of Physics, Stanford University, Stanford, California 94305, USA.*

We present a theoretical framework for understanding the behavior of the normal and superconducting states of overdoped cuprate high temperature superconductors in the vicinity of the doping-tuned quantum superconductor-to-metal transition. The key ingredients on which we focus are d -wave pairing, a flat antinodal dispersion, and disorder. Even for homogeneous disorder, these lead to effectively granular superconducting correlations and a superconducting transition temperature determined in large part by the superfluid stiffness rather than the pairing scale.

I. INTRODUCTION

For over three decades, research on the cuprate superconductivity primarily focused on the underdoped and optimally doped region of the phase diagram. Here, it is now widely accepted that T_c is not set by the scale of Cooper pairing (as in BCS theory), but is instead largely determined by the onset of phase coherence (i.e. by the superfluid density)[1, 2]. Phenomena such as the pseudogap, intertwined orders, and strange metal behavior remain the focus of considerable research today. In contrast, it is commonly believed that the physics of the overdoped cuprates is more conventional. For example, angle-resolved photoemission spectroscopy (ARPES) shows a large untruncated Fermi surface in the normal state with reasonably well-defined quasiparticle peaks, and a superconducting gap that decreases with increasing doping, more or less in tandem with T_c [3]. Moreover, in at least one material[4], quantum oscillations, of the sort expected on the basis of band-theory, have been documented.

Thus, it was a surprise that recent penetration depth measurements[3, 26] on crystalline LSCO films suggest that the superconductivity in the overdoped cuprates is also limited by the onset of phase coherence. Consistent with this result, recent ARPES measurements[6] of overdoped Bi2212 found spectroscopic evidence that Cooper pairs are already formed at temperatures about 30% higher than T_c . Adding to the puzzle, recent optical conductivity measurements[1] showed that below T_c a large fraction of the normal state Drude weight remains uncondensed. This is consistent with earlier specific heat measurements which show a T -linear term that persists to the lowest temperatures, $T \ll T_c$, with a magnitude that is a substantial fraction of its normal state value[8, 9]. A possibly related observation[10, 11, 25] from scanning tunneling microscopy (STM) is that, at least up to moderate levels of overdoping, a spectroscopic gap persists in isolated patches up to temperatures well above T_c , so that the normal state electronic structure is suggestive of superconducting grains embedded in a normal metal

matrix. Other than the STM results (for which the relevant data do not exist at very high overdoping), these phenomena become increasingly dramatic as the doped hole concentration, p , approaches the critical value, p_{smt} , at which the superconductor-to-metal transition occurs at the overdoped end of the superconducting dome.

The primary goals of this paper are to present a simple theoretical model that captures what we believe to be the essence of the above phenomena, and to explain the cause of the superconductor-metal transition. We are aware that our model does not capture various quantitative aspects of the actual materials. In the next two paragraphs we present the physical picture underlying this work.

A sketch of the Fermi surface of an overdoped cuprate is shown in Fig. 1; it is shown as being hole-like, although in some cuprates the Fermi surface passes through a Lifshitz transition at a doping concentration, $p_{Lif} < p_{smt}$, in which case it would be electron-like[12, 13]. The neighborhood of the van-Hove points - which we will refer to as the anti-nodal regions - is also the portion of the Fermi surface farthest from the gap nodes in the d -wave superconducting state and so is where the gap is largest. As we will discuss, the fact that the Fermi surface passes near the van-Hove point, meaning that the Fermi velocity is small in the anti-nodal regions, plays a significant role in the results we obtain; whether it is electron or hole-like is relatively less important. In considering the effects of

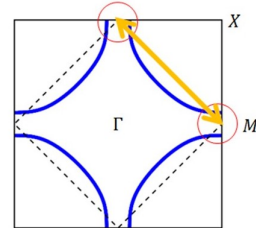


FIG. 1. **Model Fermi surface.** Antinode to antinode scattering induced by the disorder potential is indicated by the yellow arrow.

* dunghai@berkeley.edu

disorder, the scattering between anti-nodal regions (indicated by the orange line in the figure) is particularly important, as it is pair-breaking. Such anti-node to anti-node scattering is apparent in STM quasiparticle interference measurements in both non-superconducting [14] and superconducting [15] overdoped Bi2201. In particular in Ref. [15] it is shown that at voltages corresponding to the anti-nodal gap energy, the Fourier transform of the local density of states exhibits a broad maximum at momentum $\mathbf{q} = (\pi, \pi)$. Moreover, from the coherence factor, it is inferred that this scattering occurs between momentum regions having opposite signs of gap the function [15].

When the Cooper pair coherence length is comparable to the correlation length of the disorder potential, the prior mentioned pair-breaking causes the pair field amplitude to be spatially heterogeneous [2, 16]. The superfluid stiffness is large in regions with high pair field amplitude, whereas the stiffness is low where the pair field amplitude is small. This is reminiscent of a granular superconductor. The small stiffness in the inter-granular regions causes the averaged zero temperature superfluid density to be low, hence superconducting phase fluctuations (both classical and quantum) are enhanced. In the metallic regions the Cooper pairing instability is inhibited since a) the repulsive interactions between electrons force the average of the superconducting order parameter to be zero around the Fermi surface, and b) a sign changing order parameter is suppressed by disorder scattering. The un-paired electrons in the inter-granular regions give rise to a substantial uncondensed Drude component in the optical conductivity and to a residual T linear term in the specific heat. A superconductor-to-metal transition occurs when the superconducting islands grow sufficiently sparse [16].

Note that the normal state transport is dominated by the nodal quasiparticles, which are known to be less affected by impurity scattering [18, 19]. In the rest of the paper we present results corroborating the physical picture presented above.

II. RESULTS

A. The model

The model we use to describe the superconducting state contains hopping terms, interaction terms, and disorder potential terms. The Hamiltonian is

$$H = - \sum_{i,j,\sigma} t_{ij} \left(c_{i\sigma}^\dagger c_{j,\sigma} + h.c. \right) + \sum_{i,\sigma} (w_i - \mu) c_{i\sigma}^\dagger c_{i,\sigma} + H_{\text{int}} \quad (1)$$

where t_{ij} is the hopping integral between sites i and j on a square lattice which we take (to produce a cuprate-like Fermi surface) to be $t_{ij} = 1$ between nearest-neighbor

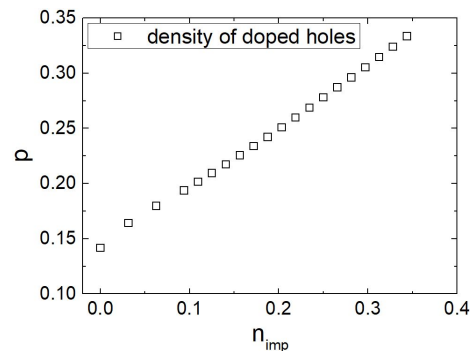


FIG. 2. Plot of the density of doped holes p as a function of impurity concentration n_{imp} with $w = 1$.

sites, $t_{ij} = -0.35$ between second-neighbor sites, and $t_{ij} = 0$ for all further neighbors. To compare different pairing symmetries, we consider two different forms of H_{int} : 1) As a model of a d-wave superconductor (relevant to the cuprates) we adopt a model with a nearest-neighbor antiferromagnetic Heisenberg exchange interaction, $H_{\text{int}} = J \sum_{\langle ij \rangle} \mathbf{S}_i \cdot \mathbf{S}_j$. 2) As a model of an s-wave superconductor, we consider an attractive Hubbard interaction, $H_{\text{int}} = -U \sum_i c_{i\uparrow}^\dagger c_{i\uparrow} c_{i\downarrow}^\dagger c_{i\downarrow}$. We fix the strength of the pairing interactions to $J = 0.8$ and $U = 1.35$, respectively, so that the two superconducting gap scales in the absence of disorder are approximately the same.

In treating the problem with disorder, we consider a finite system of size 40×40 and, unless otherwise indicated, assume periodic boundary conditions. The random potentials, w_j , represent the effects of disorder: on a randomly chosen fraction n_{imp} of sites we set $w_j = w > 0$, with $w_j = 0$ on all other sites. Modelling disorder as point-like impurities is a simplification. In reality the potential produced by the dopants can extend over multiple unit cells. The point-like impurity is considered because it can cause the large momentum transfer anti-node to anti-node scattering seen in STM [14, 15], which is a key ingredient in our theoretical framework. In the main text we report results for disorder strength, $w = 1$, but in the Supplementary Note 2 we include results for other values - the main qualitative results do not depend sensitively on the value of w . We repeat this with multiple different impurity configurations in order to compute the configuration averages of physical observables; typically, we average over 64 distinct impurity configurations but we average over 128 configurations when the impurity concentration is large and the superconducting pairing is highly inhomogeneous.

We solve the model by self-consistent BCS mean-field approximation. However, the disorder scattering is treated exactly. Since H lacks translation invariance, the self-consistency equations need to be solved numerically. Since our calculation does not capture the thermal and quantum fluctuations, we focus primarily on zero temperature and on doping sufficiently away from the quantum

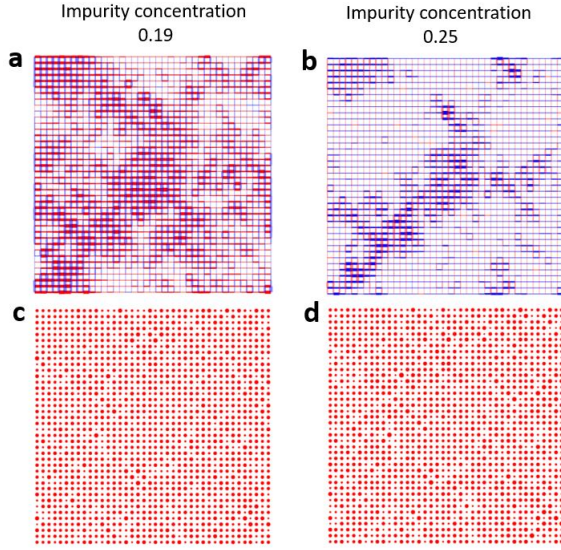


FIG. 3. **The real space distribution of the pair field.** The upper two panels are for d -wave pairing (where the pair fields lie on nearest-neighbor bonds); the lower two panels are for s -wave pairing (where the pair fields are on-site). The size of the symbols, namely the thickness of the bonds in panel **a** and **b**, and the size of the dots in panel **c** and **d**, represents the magnitude of the pair field whereas the color (red positive, blue negative) the sign. The left and right columns correspond to two different impurity concentrations. The magnitude of pair field in panel **a** ranges from 0.0003 to 0.103 while that in panel **b** ranges from 0.000005 to 0.1008. In panel **c** and **d**, the magnitude of pair field on each site ranges from 0.076 to 0.18 and 0.073 to 0.20, respectively.

critical doping of the superconductor-metal transition.

The carrier concentration is controlled by the chemical potential μ and the impurity concentration n_{imp} . Sometimes we fix μ while changing n_{imp} to reach the desired carrier (hole) concentration. In the case where we want to study the effect of disorder at a fixed carrier density we tune μ while varying n_{imp} to achieve the desired carrier density. To avoid the complex issues of the pseudogap, intertwined orders and strange metals, we take our lowest carrier concentration to be slightly larger than optimal doping. Thus except in Fig. 6, the impurity concentration is measured relative to that present at optimal doping. For example, in Fig. 2 we show the hole concentration p as a function of n_{imp} at fixed μ with $w = 1$.

B. The mean-field solution

The local value of the gap parameter, Δ_{ij} , that enters the mean-field equations, which we will refer to as the pair field, is given by the product of the pairing interaction times the expectation value of the pair annihilation operator. In the s -wave case, Δ is site diagonal, $\Delta_j \equiv \Delta_{jj} = U\langle c_{j\uparrow}c_{j\downarrow} \rangle$ while for the d -wave case, $\Delta_{ij} = J\langle c_{i\uparrow}c_{j\downarrow} + c_{j\uparrow}c_{i\downarrow} \rangle$, where i, j are any pair of nearest-

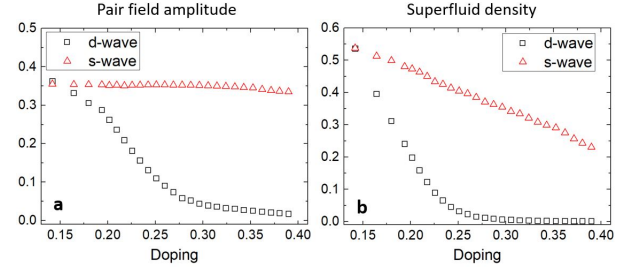


FIG. 4. **The doping dependence of the spatial averaged zero-temperature magnitude of the pair field and the mean-field value of the superfluid density.** The band-structures used in these plots are the same, the only difference is the pairing interaction. The red symbols represent s -wave pairing while the black symbols represent the d -wave pairing. In the band-structures used in constructing these plots, the Fermi surface crosses van-Hove point, namely Lifshitz transition occurs, at the doping level $p_{\text{Lif}} \approx 0.33$.

neighbor sites. The self-consistently computed values of the pair field for two impurity configurations with different doped hole concentrations are shown in Fig. 3.

In the s -wave case, we find that Δ_j has a uniform sign and a magnitude that is weakly dependent on position. Moreover, it does not depend on the doped hole concentration strongly. The red symbols in Fig. 4a show the configuration averaged value of $|\Delta_i|$, as a function of p .

In the d -wave case, Δ_{ij} has a magnitude that varies significantly as a function of position and which is strongly doping dependent. It also reflects the d -wave symmetry of the uniform state from which it descends in that, with minor exceptions, Δ_{ij} is positive on bonds oriented in the \hat{x} direction, and negative on bonds in the \hat{y} direction. The black symbols in Fig. 4b show the configuration average of $|\Delta_{ij}|$ as a function of p . Notice that it drops dramatically with increasing p , but then has a long tail with small magnitude that extends to high values of p .

Note that the band structures used in the two cases are the same; only the pairing interaction is different. The dramatic contrast between the two cases manifests Anderson's theorem for the s -wave, and pair breaking by the scalar disorder for the d -wave.

Specifically, in the d -wave case, pair-breaking induced by the anti-node to anti-node scattering tends to strongly suppress superconducting pairing. A consequence of this is that when disorder is strong, the pair field amplitude becomes granular (heterogeneous) with significant pairing occurring only in rare regions where disorder is weak[2]. This can be seen clearly in Fig. 3b. The superconducting order parameter on different grains are connected by effective SNS (superconductor - metal - superconductor) Josephson junctions which, as suggested in [20], can vary randomly in sign due to the sign-changing superconducting order parameter. This can cause frustration in the superconducting phase coherence, and ultimately, as we will see shortly, to

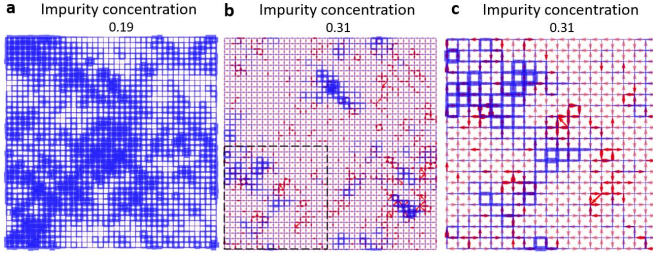


FIG. 5. **Equilibrium current loops.** The blue colored bonds represent the absolute value of the d -wave pair field. The red arrows represent the spontaneous generated supercurrent. The thickness of the arrow denotes the magnitude of the current. The impurity concentration is 0.19 in panel **a** and 0.31 in panel **b**. No detectable current exists (smaller than 10^{-12}) in panel **a** while they are quite apparent for panel **b**. Panel **c** is the zoom-in view of the lower-left corner indicated by the black dashed line in panel **b**. For clarity, only when the magnitude of current is greater than 0.001 (which is approximately 2/10 of the maximum current value) do we plot a dark red arrow. For smaller current values we use pink arrows to represent it.

spontaneous time-reversal-symmetry breaking and the existence of local super-current loops.

The net superfluid density is computed from the standard Kubo formula, Supplementary Eqs. 2 and 3. In Fig. 4b we compare the p dependence of the $T = 0$ mean-field superfluid density for the s -wave and d -wave pairing cases. Notice that for the d -wave case, the superfluid density drops considerably more rapidly than does the pair field amplitude. (This can be seen more quantitatively in Supplementary Figure 1, where the d -wave case is shown on a log-linear scale.) This implies that phase fluctuation effects, beyond the mean-field treatment, must inevitably become large in this range of doping.

We have also computed the T dependence of the mean-field superfluid density. For the d -wave case, the results are shown in Supplemental Figure 4. At low T (where we see a T -linear decrease), the results may be physically meaningful, but at higher temperatures thermal phase fluctuations, which are ignored in our mean-field treatment, must certainly play a role in the vanishing of the superfluid density as $T \rightarrow T_c$.

C. Equilibrium current loops

A subtle but remarkable feature of the mean field solution in the highly overdoped regime is shown in Fig. 5. Here, the blue colored bonds represent $|\Delta_{ij}|$ while the red arrows represent equilibrium supercurrents. Here,

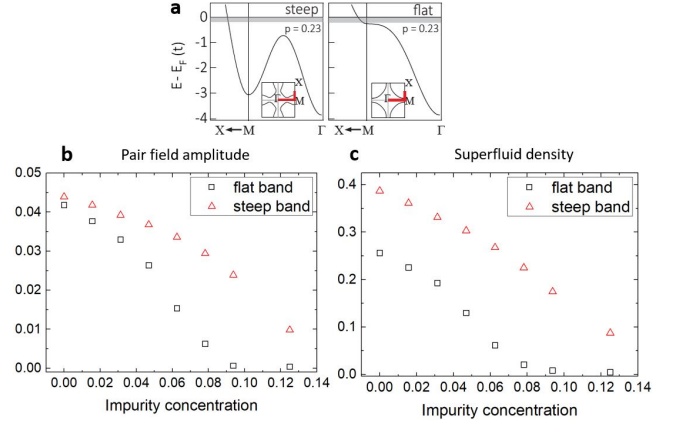


FIG. 6. **The comparison between flat and steep bands.** The spatially averaged zero-temperature d -wave pair field amplitude **b** and superfluid phase stiffness **c** computed with the two different band-structures shown in **a**. Results for the partially flat band are shown as the black squares and for the steep band by the red.

the current operator on bond $\langle ij \rangle$ is given by

$$J_{ij} = it_{ij} \sum_{\sigma} \langle c_{i\sigma}^{\dagger} c_{j\sigma} - h.c. \rangle \quad (2)$$

We stress that we have not added any time-reversal symmetry breaking perturbation. The currents form loops, thus satisfying the continuity equations, and are manifestations of the spontaneous breaking of time reversal symmetry expected from the random-in-sign Josephson couplings that emerge when superconducting islands are small and sparse. The patterns of currents are analogous to those in an XY spin-glass, with near-degeneracies associated with reversing the local currents around localized loops in different regions of the system. This near degeneracy is reminiscent to the existence of two level centers in a glass. They can give rise to orbital paramagnetism. However, since all these effects occur where the superfluid density is small, there may be important qualitative changes in this behavior when the effect of thermal and quantum phase fluctuations are included. For instance, the near degeneracy of the two-level centers can be lifted by tunneling processes in which the local currents reverse direction. To the extent that they survive fluctuational effects, these spontaneous current loops are a qualitatively significant result of the combination of d -wave pairing and scalar disorder.

D. Role of the anti-nodal dispersion

Because the d -wave gap is maximal in the anti-nodal region of the Brillouin zone (BZ), many features of the mean-field solution depend sensitively on the band-structure in this region. Here we show the effects of the flat antinodal dispersion in overdoped cuprates.

Such effects have been emphasized in the recent photoemission work[6]. Due to the enhanced density of states, we find that the existence of the flat dispersion amplifies the disorder induced anti-nodal scattering, and hence enhances pairing heterogeneity. Moreover, it leads to a more rapid suppression of the zero temperature superfluid density with increasing p .

In Fig. 6 we compare results for two band structures: one with a flat dispersion near the antinodes, (as is generic in the cuprates) and the other in which the antinodal dispersion is relatively steep. The band structure parameters are chosen such that the doping level is fixed at 23% and the Fermi energy ($3.875t$) is the same for the two different band structures (see Supplementary Note 3). The most significant difference between the flat and steep bands is the existence/absence of a flat dispersion along the BZ boundary as shown in the relevant part of the BZ in Fig. 6a. The spatial averaged zero-temperature pair field amplitudes and superfluid densities as a function of impurity concentration are shown in panel b and c. Note that in these figures, when the impurity concentration is varied, we tune the chemical potential so that the hole concentration is unchanged. It is apparent that the suppression of the pair field amplitude and of the superfluid density are considerably more rapid in the case of flat band. This result is consistent with recent ARPES results [6] and the interpretation therein. We attribute the more rapid suppression of the pair-field amplitude and the superfluid density to the larger density of states associated with the flat band, and the concomitant enhancement of the pair breaking anti-node to anti-node scattering.

E. The specific heat and optical conductivity

A feature of the inhomogeneous state is that there remains a large density of gapless quasi-particle states arising from the approximately normal metallic regions between the superconducting grains. This is reflected in a residual T linear contribution to the specific heat and to the $\omega \rightarrow 0$ optical conductivity that survives even as $T \rightarrow 0$. In Fig. 7 we plot the ratio between the low temperature specific heat coefficient $\gamma \equiv c/T$ and the corresponding value in the normal state as a function of doping concentration. Notably when the doping concentration is high, the ratio approaches one. In Supplementary Figure 3 we plot the real part of the optical conductivity as a function of frequency at $T = 0$, which shows that a large portion of normal state Drude weight is uncondensed. In Supplementary Note 4, we discuss some discrepancies in the frequency dependence of our result when compared with the experimental data of Ref.[1].

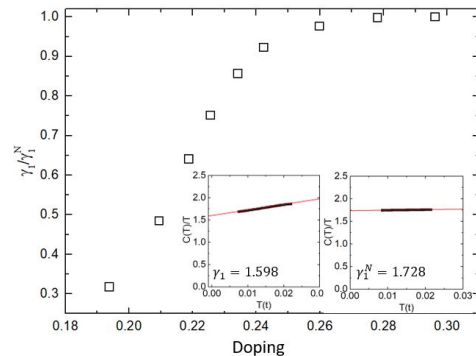


FIG. 7. **Doping dependence of specific heat coefficient γ_1 normalized by the corresponding normal-state value γ_{1N} .** The zero-temperature specific heat coefficient is extracted by fitting $C(T)/T$ using $C(T)/T = \gamma_1 + \gamma_2 T$ and extrapolating to $T = 0$. The fitting is illustrated in the inset, where the left panel is for the d-wave SC state while the right corresponds to the normal state.

III. DISCUSSION

There are several aspects of the superconductor-to-metal transition in overdoped cuprates that have been the subject of various recent theoretical studies.

One issue concerns the microscopic mechanism for the superconductor to insulator transition. While on the underdoped side of the superconducting dome, the gap scale appears to remain large even as $T_c \rightarrow 0$, on the overdoped side the gap (measured in various ways) decreases significantly as $T_c \rightarrow 0$. Since it is generally believed that spin-fluctuations are a dominant contributor to the d-wave pairing, and since signatures of incipient antiferromagnetic order become increasingly weak with increasing p , it is reasonable to associate the drop in Δ with a weakening of the pairing interaction. That such a trend occurs in a Hubbard model with a band structure suitable for the cuprates has recently been shown in Ref. [21]. On the other hand, whether the short-range antiferromagnetic correlation drops sufficiently strongly to account for the demise of the superconducting phase is under debate[22]. In the present study, we showed (at mean-field level) that even holding the strength of the pairing interaction fixed, a strong drop in the pairing scale can be accounted for simply as a consequence of an increased density of random scattering centers. We consider it likely that both effects play a role in the overdoped cuprates.

Another issue concerns how disorder is treated. In recent theoretical studies of overdoped cuprates[21, 23, 24] the effects of disorder are treated in an effective medium approximation, in which macroscopic fluctuations in the local impurity configurations are averaged out, and the superconducting state is homogeneous. These studies ignore any self-organized granularity. Nonetheless with suitable choices of parameters, they have been shown to produce phenomenologically reasonable results. How-

ever, we feel that the experimentally observed[3] quantitative similarity between T_c and T_θ (i.e. the $T = 0$ superfluid density expressed[2] in temperature units), implicates the reduced superfluid density as the cause of the superconductor to metal transition. The emergent granularity that we have found provides a theoretically sound origin for such a reduced superfluid density.

The current work, emphasizing the interplay of d-wave pairing and disorder as the cause of a superconductor-to-metal transition, is qualitatively different from older studies of the superconductor-to-insulator transition in the case of an s-wave SC[27, 28], despite the appearance of self-organized granularity in both cases. In particular, the residual resistivity at the end of SC dome is roughly $10 \mu\Omega\text{-cm}$, i.e. two orders of magnitude smaller than the quantum of resistivity[3] per Cu-O plane. Although our model and calculation are similar to some previous works of mean-field calculation on dirty d-wave superconductors [29–34], the issues we address, namely the disorder driven superconductor-to-metal transition, have not been sharply articulated previously.

Thus, we propose the key for understanding the essence of overdoped cuprates is the combined effect of disorder and *d*-wave pairing. These features, especially when combined with relatively flat bands in the antinodal regions of the BZ, lead to a self-organized granular superconducting state. As an additional consequence of the *d*-wave pairing, the Josephson coupling between the superconducting islands is generically frustrated in the strong disorder limit. As a consequence there are spontaneous current loops and associated local breaking of time reversal symmetry. There are several possible observable signatures of this[20]; for instance, we find that under conditions in which the mean-field zero temperature superfluid density is significantly suppressed by disorder, the superfluid density can be an *increasing* function of an applied field for small fields. In addition, due to the formation of local current loops, the system can exhibit a paramagnetic Meissner effect[35], namely, a paramagnetic response upon applying a small magnetic field. Such effects are beyond the reach of theories which treat the disorder in effective medium approximation.

Finally, we reiterate that the model, and the mean-field treatment of it we have discussed, are simplified compared to any actual cuprate. Indeed, it follows from the present results that thermal and quantum fluctuations, not included explicitly in our treatment so far, are inevitably important in the vicinity of superconductor-to-metal transition. Thus, while our work is a step towards understanding the basic physics of superconductor-to-metal transition in overdoped cuprates, many important issues are still unsettled.

METHODS

Self-consistency mean-field calculation

The results are obtained by numerically self-consistency mean-field calculation. The system size in our calculation is 40×40 . We average over distinct disorder configurations to compute the physical observables. Typically, the number of disorder configurations is 64, but we average over 128 configurations when the impurity concentration is large and the superconducting pairing is highly inhomogeneous.

DATA AVAILABILITY

The data that support the findings of this study are available from the corresponding author upon reasonable request.

ACKNOWLEDGEMENTS

We would like to thank D.J. Scalapino, Yu He, and Zhi-Xun Shen for helpful discussions, and S. Uchida and T. Maier for constructive criticism. This work was primarily funded by the US Department of Energy, Office of Science, Office of Basic Energy Sciences, Materials Sciences, and Engineering Division under Contract No. DEAC02-05-CH11231 (Quantum Material Program KC2202). The computational part of this research is supported by the US Department of Energy, Office of Science, Office of Advanced Scientific Computing Research, Scientific Discovery through Advanced Computing (SciDAC) program. This research is funded in part by the Gordon and Betty Moore Foundation. S.A.K. was supported in part by the U. S. Department of Energy (DOE) Office of Basic Energy Science, Division of Materials Science and Engineering at Stanford under contract No. DE-AC02-76SF00515 at Stanford.

AUTHOR CONTRIBUTIONS

D.H.L. and S.A.K. conceived the project. Z.X.L. performed the calculations. All the authors contribute to editing the manuscript.

COMPETING INTERESTS

The authors declare no competing financial or non-financial interests.

[1] Uemura, Y. J. *et al.*, Universal Correlations between T_c and $\frac{n_s}{m^*}$ (Carrier Density over Effective Mass) in High- T_c

- (1989).
- [2] Emery, V. J. and Kivelson, S. A., Importance of phase fluctuations in superconductors with small superfluid density, *Nature* **374**, 434–437 (1995).
 - [3] Damascelli, A., Hussain, Z. and Shen, Z.-X., Angle-resolved photoemission studies of the cuprate superconductors, *Rev. Mod. Phys.* **75**, 473–541 (2003).
 - [4] Vignolle, B. *et al.*, Quantum oscillations in an overdoped high- T_c superconductor, *Nature* **455**, 952–955 (2008).
 - [5] Bozovic, I., He, X., Wu, J., and Bollinger, A. T., Dependence of the critical temperature in overdoped copper oxides on superfluid density, *Nature* **536**, 309–311 (2016).
 - [6] He, Y. *et al.* Fluctuating superconductivity in overdoped cuprate with a flat antinodal dispersion. Preprint at <https://arxiv.org/abs/2009.10932> (2020).
 - [7] Mahmood, F., He, X., Bozovic, I., and Armitage, N. P., Locating the Missing Superconducting Electrons in the Overdoped Cuprates $\text{La}_{2-x}\text{Sr}_x\text{CuO}_4$, *Phys. Rev. Lett.* **122**, 027003 (2019).
 - [8] Wen, H. -H. *et al.*, Electronic specific heat and low-energy quasiparticle excitations in the superconducting state of $\text{La}_{2-x}\text{Sr}_x\text{CuO}_4$ single crystals, *Phys. Rev. B* **70**, 214505 (2004).
 - [9] Wade, J. M. *et al.*, Electronic specific heat of $\text{Ti}_2\text{Ba}_2\text{CuO}_{6+\delta}$ from 2 K to 300 K for $0 \leq \delta \leq 0.1$, *J. Supercond.* **7**, 261 (1994).
 - [10] Pasupathy, A. N. *et al.*, Electronic Origin of the Inhomogeneous Pairing Interaction in the High- T_c Superconductor $\text{Bi}_2\text{Sr}_2\text{CaCu}_2\text{O}_{8+\delta}$, *Science* **320**, 196–201 (2008).
 - [11] Alldredge, J. W. *et al.*, Evolution of the electronic excitation spectrum with strongly diminishing hole density in superconducting $\text{Bi}_2\text{Sr}_2\text{CaCu}_2\text{O}_{8+\delta}$, *Nat. Phys.* **4**, 319–326 (2008).
 - [12] Yoshida, T. *et al.*, Electronlike Fermi surface and remnant $(\pi, 0)$ feature in overdoped $\text{La}_{1.78}\text{Sr}_{0.22}\text{CuO}_4$, *Phys. Rev. B* **63**, 220501(R) (2001).
 - [13] Drozdov, I. K. *et al.*, Phase diagram of $\text{Bi}_2\text{Sr}_2\text{CaCu}_2\text{O}_{8+\delta}$ revisited, *Nat. Commun.* **9**, 5210 (2018).
 - [14] Li, X. T. *et al.*, Quasiparticle Interference and Charge Order in a Heavily Overdoped Non-superconducting Cuprate, *New J. Phys.* **20**, 063041 (2018).
 - [15] He, Y. *et al.*, Fermi Surface and Pseudogap Evolution in a Cuprate Superconductor, *Science* **344**, 608–611 (2014).
 - [16] Spivak, B., Oreto, P., and Kivelson, S. A., Theory of quantum metal to superconductor transitions in highly conducting systems, *Phys. Rev. B* **77**, 214523 (2008).
 - [17] Dodaro, J. F. and Kivelson, S. A., Generalization of Anderson’s theorem for disordered superconductors, *Phys. Rev. B* **98**, 174503 (2018).
 - [18] Shen, K. M., *et al.*, Nodal Quasiparticles and Antinodal Charge Ordering in $\text{Ca}_{2-x}\text{Na}_x\text{CuO}_2\text{Cl}_2$, *Science* **307**, 901–904 (2005).
 - [19] Hanaguri, T. *et al.*, Quasiparticle interference and superconducting gap in $\text{Ca}_{2-x}\text{Na}_x\text{CuO}_2\text{Cl}_2$, *Nat. Phys.* **3**, 865–871 (2007).
 - [20] Kivelson, S. A., and Spivak, B., Macroscopic character of composite high-temperature superconducting wires, *Phys. Rev. B* **92**, 184502 (2015).
 - [21] Maier, T. A., Karakuzu, S., and Scalapino, D. J., Overdoped end of the cuprate phase diagram, *Phys. Rev. Research* **2**, 033132 (2020).
 - [22] Dean, M. P. M. *et al.*, Persistence of magnetic excitations in $\text{La}_2\text{Sr}_x\text{CuO}_4$ from the undoped insulator to the heavily overdoped non-superconducting metal, *Nat. Mater.* **12**, 1019–1023 (2013).
 - [23] Lee-Hone, N. R. *et al.*, Low energy phenomenology of the overdoped cuprates: Viability of the Landau-BCS paradigm, *Phys. Rev. Research* **2**, 013228 (2020).
 - [24] Lee-Hone, N. R., Dodge, J. S., and Broun, D. M., Disorder and superfluid density in overdoped cuprate superconductors, *Phys. Rev. B* **96**, 024501 (2017).
 - [25] Gomes, K. K., *et al.*, Visualizing pair formation on the atomic scale in the high- T_c superconductor $\text{Bi}_2\text{Sr}_2\text{CaCu}_2\text{O}_{8+\delta}$, *Nature* **447**, 569–572 (2014).
 - [26] A strong decrease of the superfluid density with overdoping in several families of cuprates was noted some time ago in Uemura, Y., *et al.*, Magnetic-field penetration depth in $\text{Ti}_2\text{Ba}_2\text{CuO}_{6+\delta}$ in the overdoped regime, *Nature* **364**, 605–607 (1993).
 - [27] Aryanpour, K., *et al.*, Effect of inhomogeneity on s-wave superconductivity in the attractive Hubbard model, *Phys. Rev. B* **73**, 104518 (2006).
 - [28] Ghosal, A., Randeria, M., and Trivedi, N., Inhomogeneous pairing in highly disordered s-wave superconductors, *Phys. Rev. B* **65**, 014501 (2001).
 - [29] Atkinson, W. A., Hirschfeld, P. J., and MacDonald, A. H., Gap Inhomogeneities and the Density of States in Disordered d-Wave Superconductors, *Phys. Rev. Lett.* **85**, 3922–3925 (2000).
 - [30] Atkinson, W. A., and Hirschfeld, P. J., Optical and Thermal-Transport Properties of an Inhomogeneous d-Wave Superconductor, *Phys. Rev. Lett.* **88**, 187003 (2002).
 - [31] Nunner, T. S., Andersen, B. M., Melikyan, A., and Hirschfeld, P. J., Dopant-Modulated Pair Interaction in Cuprate Superconductors, *Phys. Rev. Lett.* **95**, 177003 (2005).
 - [32] Franz, M., Kallin, C., Berlinsky, A. J., and Salkola, M. I., Critical temperature and superfluid density suppression in disordered high- T_c cuprate superconductors, *Phys. Rev. B* **56**, 7882–7885 (1997).
 - [33] Xiang, T. and Wheatley, J. M., Nonmagnetic impurities in two-dimensional superconductors, *Phys. Rev. B* **51**, 11721–11727 (1995).
 - [34] Chakraborty, D. and Ghosal, A., Fate of disorder-induced inhomogeneities in strongly correlated d-wave superconductors, *New J. Phys.* **16** 103018 (2014).
 - [35] Braunisch, W., *et al.*, Paramagnetic Meissner effect in Bi high-temperature superconductors, *Phys. Rev. Lett.* **68**, 1908–1911 (1992).

IV. SUPPLEMENTARY MATERIALS

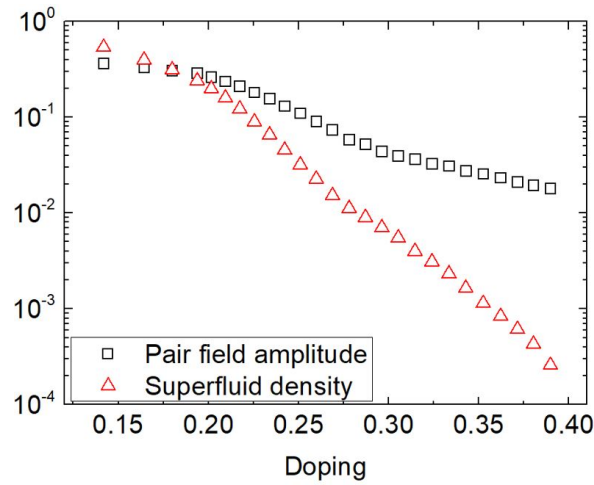
A. Supplementary Note 1: The zero-temperature pair field amplitude and superfluid density

We employ self-consistent, superconducting, mean-field approximation to study Eq.(1) in the main text. We consider two different forms of H_{int} : 1) To trigger d-wave pairing, we use the nearest-neighbor Heisenberg antiferromagnetic exchange interaction $H_{\text{int}} = J \sum_{\langle ij \rangle} \mathbf{S}_i \cdot \mathbf{S}_j$. 2) To trigger s-wave pairing, we use the attractive Hubbard interaction $H_{\text{int}} = -U \sum_i c_{i\uparrow}^\dagger c_{i\uparrow} c_{i\downarrow}^\dagger c_{i\downarrow}$. After the mean-field decoupling, we obtain, respectively,

$$\begin{aligned} H_{\text{MF}}^{\text{d}} &= -\frac{1}{2} \sum_{ij} \Delta_{ij} (c_{i\uparrow}^\dagger c_{j\downarrow}^\dagger - c_{i\downarrow}^\dagger c_{j\uparrow}^\dagger) + h.c. \\ H_{\text{MF}}^{\text{s}} &= -\sum_i \Delta_i c_{i\uparrow}^\dagger c_{i\downarrow}^\dagger + h.c. \end{aligned} \quad (\text{S1})$$

where pair field for d-wave and s-wave are given by: $\Delta_{ij} = J \langle c_{j\downarrow} c_{i\uparrow} - c_{j\uparrow} c_{i\downarrow} \rangle$ and $\Delta_i = U \langle c_{i\downarrow} c_{i\uparrow} \rangle$, respectively, which are determined self-consistently.

To study the averaged pair field amplitude and superfluid density in strongly disordered regime, we plot the logarithm of the pair field amplitude and superfluid density as a function of doping concentration, or impurity concentration (see Fig.2 in main text) in Fig. S1.



Supplementary Figure S1. The logarithmic plot of pair field amplitude and superfluid density as a function of doping concentration for the d-wave pairing.

In the regime where doping (hence impurity) concentration is high, the pair field amplitude obeys approximately an exponential behavior. This is consistent with the prediction of Ref.[2], suggesting the significant pair field originates from the exponentially rare regions in which the disorder is relatively weak. Compared with pair field amplitude, the superfluid drops considerably more rapidly with increasing doping concentration, or impurity concentration.

Assuming the presence of 90 degree rotation symmetry after impurity averaging, we compute the zero temperature superfluid density by twisting the phase of the pair field in a pre-chosen, say, x-direction. Alternatively, it can be calculated as the current response to a gauge field in \hat{x} . Using the standard Kubo formula:

$$\rho_s = -\langle K_x \rangle - \Lambda_{xx}(q_x = 0, q_y \rightarrow 0, \omega = 0). \quad (\text{S2})$$

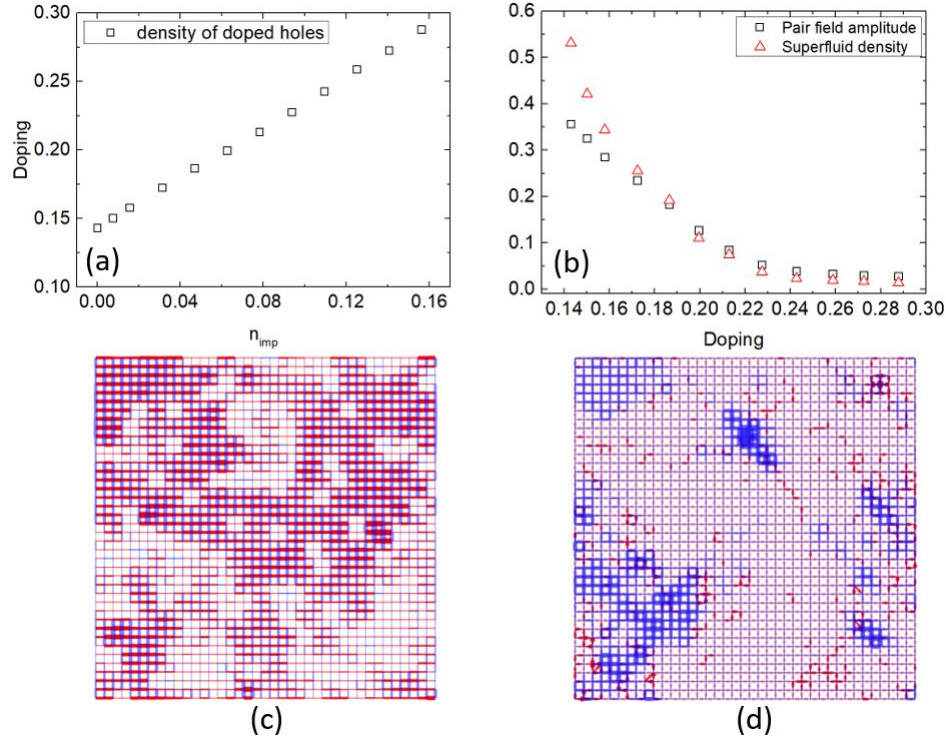
Here

$$K_x = \frac{1}{N} \sum_{i,\sigma} \left(-t_1 c_{i\sigma}^\dagger c_{i+x\sigma} - t_2 c_{i\sigma}^\dagger c_{i+x+y\sigma} - t_2 c_{i\sigma}^\dagger c_{i+x-y\sigma} + h.c. \right),$$

with t_1 being the hopping integral between nearest-neighbor sites, and t_2 is the hopping integral between second-neighbor sites, $\Lambda_{xx}(\mathbf{q}, \omega)$ is the current-current correlator defined as follow:

$$\Lambda_{xx}(\mathbf{q}, \omega) = \frac{i}{N} \int_0^\infty dt e^{i\omega t} \langle [J_x(t, \mathbf{q}), J_x(0, -\mathbf{q})] \rangle. \quad (\text{S3})$$

In the equation above N is the number of lattice sites, $J_x(\mathbf{q}) = \sum_i J_x(\mathbf{r}_i) e^{i\mathbf{q} \cdot \mathbf{r}_i}$ is the Fourier transform of the current operator along x-direction.



Supplementary Figure S2. The results of the zero-temperature averaged pair field amplitude, superfluid density, and spontaneous current loops, for disorder strength $w = 3$. (a) The pair field amplitude and superfluid density as a function of doping level. (b) Real-space distribution of the pair field for impurity concentration $n_{\text{imp}} = 0.078$: the thickness of the symbols represents the magnitude and the color (red positive, blue negative) represents the sign. (c) Real-space distribution of the spontaneous current loops and the pair field amplitude for impurity concentration $n_{\text{imp}} = 0.125$: the blue colored bonds represent the pair field amplitude, and the red arrows represent the spontaneous generated super-current.

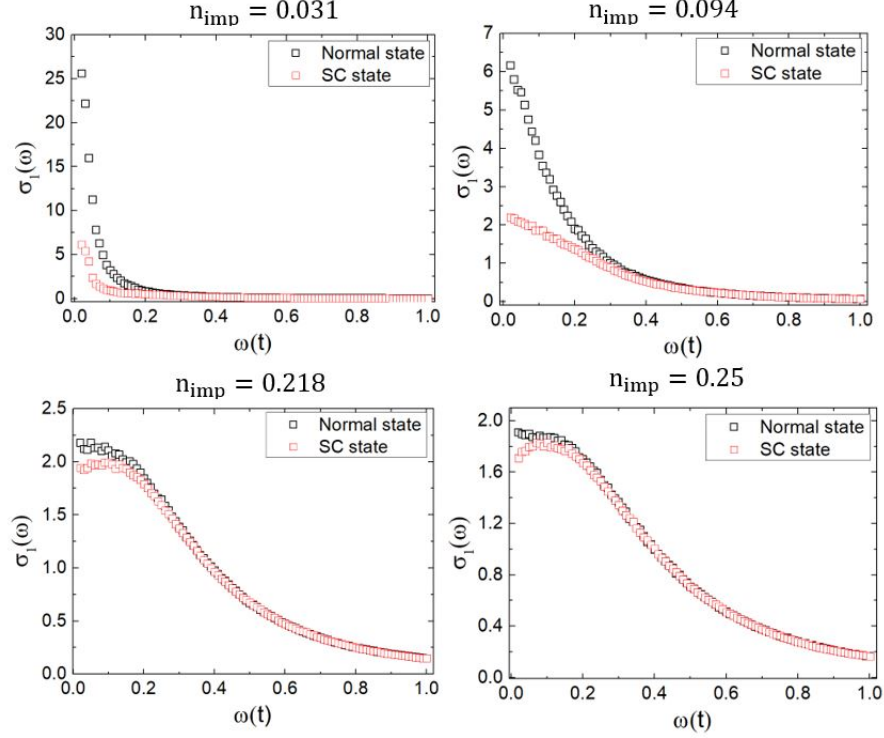
B. Supplementary Note 2: The pair field amplitude and superfluid density for disorder strength $w = 3$

In the main text, we report the averaged zero-temperature pair field amplitude and superfluid density for a fixed disorder strength $w = 1$. In this section, we present the results for a different value of disorder strength $w = 3$, to demonstrate that the main qualitative results do not depend on the disorder strength. We choose the uniform chemical potential $\mu = -1.08$ such that the density of doped holes is $p = 0.145$, when the system is disorder free. After fixing μ , doping level increases monotonically with impurity concentration n_{imp} . The dependence of the density of doped holes, p , on the impurity concentration n_{imp} is shown in Fig. S2(a). We calculate the averaged zero-temperature pair field amplitude and superfluid density as a function of doping level, as shown in Fig. S2(b). Like the case of $w = 1$, the impurity concentration is large, the superconducting pair field amplitude becomes highly heterogeneous (shown in Fig. S2(c)). In addition, like the case of $w = 1$, spontaneous current loops emerge when the disorder is strong (see Fig. S2(d)). These findings are consistent with the results when disorder strength is $w = 1$.

C. Supplementary Note 3: The band structures of the “flat band” and “steep band” models

In the main text, we present the mean-field results of the averaged zero temperature pair field amplitude and superfluid density for the “flat” and “steep” band structures (see Fig. 6). The parameters used to produce these band structures shown are given as follows: i) For the “flat band”: $t_1 = 1$, $t_2 = -0.05$, $t_3 = 0.2$ and $\mu = -0.778$. ii) For the “steep band”: $t_1 = 1$, $t_2 = -0.4$, $t_3 = 0.68$ and $\mu = -1.263$. Here t_1 , t_2 and t_3 are the hopping integrals between nearest-neighbor sites, second-neighbor sites and third-neighbor sites, respectively, and μ is uniform chemical potential. Under the choice of these parameters, the doping level (23%) and the overall band width (3.875) are the same for the two different band structures. Note the results reported in Fig. 6 (b) and (c) are obtained under a fixed doping level. This is achieved with increasing impurity concentration, by fine tuning the value of uniform chemical

potential.



Supplementary Figure S3. Frequency dependence of the real part of optical conductivity at zero temperature for different impurity concentrations. The normal state results are obtained by setting the pair field to zero.

D. Supplementary Note 4: The optical conductivity

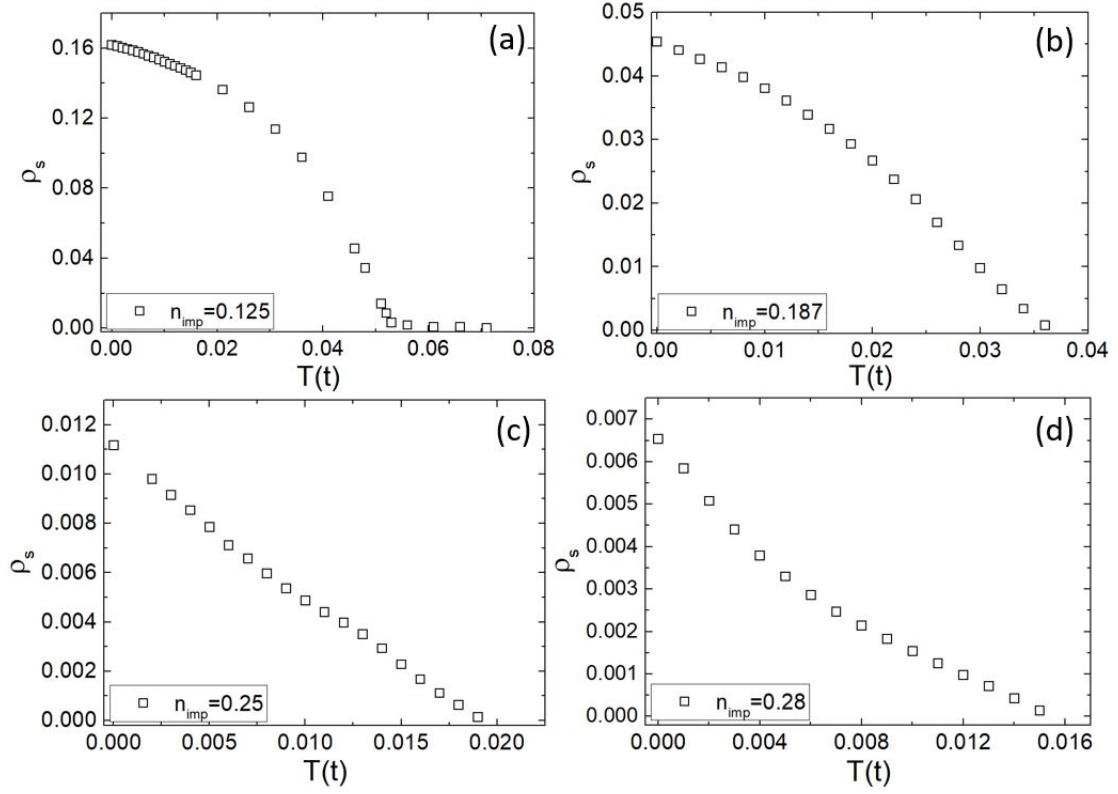
In this section, we present the zero-temperature optical conductivity for different impurity concentrations. The optical conductivity is computed from the current-current correlator defined as Eq. (S3):

$$\sigma(\omega) = \frac{1}{i\omega} \Lambda_{xx}(\mathbf{q} = 0, \omega) \quad (\text{S4})$$

The frequency dependence of the real-part of $\sigma(\omega)$ is shown in Fig. S3 for several impurity concentrations. The normal state results are obtained by setting the pair field to zero. The result clearly shows that when the impurity concentration is high, a large fraction of the normal-state Drude weight is uncondensed. The result is consistent with physical picture that we have superconducting islands embedded in a normal metal matrix. However, when impurity concentration is high, our optical conductivity results show a broad peak at finite frequency. The peak position is consistent with the averaged superconducting gap. This feature is not observed in the experimental measurement[1]. A possible origin of this discrepancy is that the experimental measurements have not yet reached the frequency regime where the averaged gap will be manifested. Another possibility is the fact that these peaks are very broad, making it difficult to observe experimentally. In any case a more thorough analysis of this discrepancy is left in future studies.

E. Supplementary Note 5: The superfluid density at non-zero temperature

In this section, we present the results of superfluid density at non-zero temperature for four different impurity concentrations. Because the present calculation neglects the suppression of superfluid density by thermal phase fluctuations, it can only give reasonable results at low temperature. The temperature dependences of superfluid density for four different impurity concentrations are shown in Fig. S4. For sufficiently low temperature, we find the superfluid density drops approximately linearly with temperature. This behavior is consistent with the experimental



Supplementary Figure S4. The temperature dependence of superfluid density for different impurity concentrations. We use the unit in which the Boltzmann constant $k_B = 1$. This results only include the quasiparticle effects. The thermal phase fluctuations are omitted.

results for LSCO[3]. However, in the same experiment, the linear decrease of the superfluid density with temperature is obeyed all the way up to T_c . Clearly, this is not something we can explain at present.

-
- [1] Mahmood, F., He, X., Bozovic, I., and Armitage, N. P., Locating the Missing Superconducting Electrons in the Overdoped Cuprates $\text{La}_{2-x}\text{Sr}_x\text{CuO}_4$, Phys. Rev. Lett. **122**, 027003 (2019).
 - [2] Dodaro, J. F. and Kivelson, S. A., Generalization of Anderson's theorem for disordered superconductors, Phys. Rev. B **98**, 174503 (2018).
 - [3] Bozovic, I., He, X., Wu, J., and Bollinger, A. T., Dependence of the critical temperature in overdoped copper oxides on superfluid density, Nature **536**, 309–311 (2016).
-