

On the broad line region configuration of the supermassive binary black hole candidate PG1302-102 in the relativistic Doppler boosting scenario

Zihao Song^{1,2}, Junqiang Ge¹, Youjun Lu^{1,2,†}, Changshuo Yan^{1,2}, and Xiang Ji^{1,2}

¹ CAS Key Laboratory for Computational Astrophysics, National Astronomical Observatories, Chinese Academy of Sciences, No. 20A Datun Road, Beijing 100101, China; [†]luyj@nao.cas.cn

² School of Astronomy and Space Science, University of Chinese Academy of Sciences, No. 19A Yuquan Road, Beijing, 100049, China

October 16, 2020

ABSTRACT

PG1302-102 is proposed to be a supermassive binary black hole (BBH) system according to the periodical variations of its optical and UV photometry, which may be interpreted as due to the relativistic Doppler boosting of the emission mainly from the disk around the secondary black hole (BH) modulated by its orbital motion. In this paper, we investigate several broad emission lines of PG1302-102 using archived UV spectra obtained by IUE, GALEX, and Hubble, to reveal the broad line emission region (BLR) properties of this BBH system under the Doppler boosting scenario. We find that the broad lines Ly α , N V, C IV, and C III] all show Gaussian-like profiles, and none of these lines exhibits obvious periodical variation. Adopting a simple model for the BLR, we perform Markov-Chain-Monte-Carlo fittings to these broad lines and find that the BLR must be viewed with an orientation angle $\sim 33^\circ$, close to face-on. If the Doppler boosting interpretation is correct, then the BLR is misaligned with the BBH orbital plane by an angle $\sim 51^\circ$, which suggests that the Doppler boosted continuum variation has little effect on the broad line emission and thus does not lead to periodical line variation. We further discuss the possible implications for such a BLR configuration with respect to the BBH orbital plane.

Key words. line: profiles–galaxies: active–galaxies: quasars: supermassive black holes: individual–PG1302-102

1. Introduction

Supermassive binary black holes (BBHs) are predicted to exist in many galactic centers (e.g. Begelman et al. 1980; Chen et al. 2020) since galaxies are formed by hierarchical mergers of smaller ones (e.g. Cole et al. 2000; Haehnelt, & Kauffmann 2002; Somerville & Davé 2015) and most galaxies host a supermassive black hole (SMBH) in their centers (e.g., Magorrian et al. 1998; Kormendy & Ho 2013). However, it is hard to directly detect BBH systems at sub-parsec separations because of the limitation in spatial resolutions of current available facilities (e.g., Yu 2002). One has to select BBH systems by some particular signatures, such as orbital modulated periodical light curves (e.g., Graham et al. 2015a,b; Charisi et al. 2016, 2018; Li et al. 2019), double-peaked/asymmetric line profiles (e.g., Tsalmantza et al. 2011; Eracleous et al. 2012; Ju et al. 2013; Liu et al. 2014; Guo et al. 2019), deficiency of optical/UV continuum radiation (e.g., Yan et al. 2015; Zheng et al. 2016), and broad line polarization (Savić et al. 2019), etc. More than 100 BBH candidates have been proposed in the literature according to various observational signatures, and most of them are based on the periodicity in their optical light curves, (e.g. Graham et al. 2015b; Charisi et al. 2016, 2018; Liu et al. 2019; Chen et al. 2020; Liao et al. 2020).

One of the most intriguing BBH candidates is PG1302-102 at redshift $z = 0.2784$, which was monitored for more than 20 years. Its optical and UV light curves show clear periodical variations with a period of ~ 1884 days in the observer's rest frame, corresponding to ~ 1474 days in the PG1302-102's rest frame (Graham et al. 2015a). The sinusoid-like shape of its light curves can be well fitted by orbital modulated Doppler boosted emission from the disk around the secondary black hole (BH) in an unequal BBH system (D'Orazio et al. 2015). In this scenario, the BBH orbital plane must be viewed at an orientation angle, defined as the angle between the line of sight (LOS) and the normal direction of the BBH orbital plane, $i_{\text{orb}} \geq 60^\circ$, close to be viewed edge-on, in order to explain the amplitude ($\sim 14\%$) of the optical variability of PG1302-102, with a spectral index of $\alpha_{\text{opt}} = 1.1$ (D'Orazio et al. 2015; Xin et al. 2020).

For a BBH system like that proposed for PG 1302-102, if its broad line region (BLR) is flattened and aligned with the BBH orbital plane and viewed also at an orientation close to edge-on (D'Orazio et al. 2015), then the broad emission lines emitted from it are expected to be double-peaked (e.g., Liu et al. 2014; Nguyen & Bogdanović 2016; Nguyen et al. 2019). The broad line profiles are also expected to vary periodically due to that the BLR clouds receive Doppler boosted and attenuated ionizing flux periodically (see Ji et al. 2020). However, whether the BLR is aligned with the BBH orbital plane for BBH systems is not

clear. For a circum-binary BLR with a flat disk-like structure, if it is misaligned with the edge-on viewed BBH orbital plane, the asymmetry modulated by the Doppler boosting effect on broad line profiles may be weaker with increasing offset orientation angles, and the profile could also be a Gaussian-like shape rather than a double-peaked one.

To investigate the properties of broad emission lines of PG 1302-102, we collect the archived spectroscopic data in the past 40 years to check 1) whether the broad line profiles vary in such a long time interval, and 2) how the orientation of BLR correlates with the orbital orientation constrained under the Doppler boosting BBH scenario. In Section 2, we describe the spectral analyses and introduce a simplified BLR model for fittings of the broad emission lines. In Section 3, we analyze the profiles of some broad emission line, and compare the model fitted BLR orientation angle with that of the BBH system under the Doppler boosting BBH scenario. In Section 5, we summarize our main results and discuss the possible implications.

2. Data analysis and model fitting

PG 1302-102 is photometrically monitored for a long time in the optical and UV bands. [Graham et al. \(2015a\)](#) first discover the periodical variation of PG1302-102 in the optical band with a period $P_{\text{orb}} \sim 1884$ days by using the Catalina Real-time Transient Survey (CRTS) data and suggest this variation may indicate the existence of a BBH in PG1302-102. Since then, PG1302-102 was intensively studied in the literature. [D’Orazio et al. \(2015\)](#) proposed that the optical and UV light curves of PG1302-102 may be explained as due to the Doppler boosting of continuum radiation from an accretion disk associated with the secondary BH rotating around the primary BH in a BBH system, and they obtained $P_{\text{orb}} \sim 1996$ days. [Liu et al. \(2018\)](#) further considered the damped random walk (DRW) process in the analysis of PG1302-102’s light curve by including additional data from All-Sky Automated Survey for Supernovae (ASAS-SN)¹ and they found $P_{\text{orb}} \sim 2026$ days. In this paper, we adopt $P_{\text{orb}} = 1996$ days, obtained by [D’Orazio et al. \(2015\)](#) using the Doppler boosting model to fit the light curves, which is corresponding to ~ 1561 days in PG1302-102’s rest frame.

2.1. Spectral sample and data analysis

PG1302-102 has been observed many times in optical and UV bands over the past 40 years with International Ultraviolet Explorer (IUE)², GALaxy Evolution EXplorer (GALEX)³ and Hubble Space Telescope (HST)⁴. From the archived spectral data, we identify 8 Ly α +N v (3, 2, and 3 from IUE, GALEX, and HST, respectively), 3 C III] (2 GALEX + 1 HST), and 3 C IV (2 GALEX + 1 HST) broad emission lines, which have their peak fluxes all larger than 3σ significance level. These spectra with broad emission lines detected actually include three components: the continuum emitted from the accretion disk, the broad emission line from the BLR, and also Fe II lines from the BLR. Therefore, we apply a model with three components to fit

each observed spectrum, i.e., a power-law for continuum, a Gaussian profile for each broad line, and multiple lines from Fe II templates ([Sigut & Pradhan 2003](#); [Sigut et al. 2004](#)) described by Gaussian profiles with the same velocity dispersion. As done in [Song et al. \(2020\)](#), the wavelength windows in the rest frame for the fittings to each broad line are 950 – 1300Å, 1180 – 1280Å, 1450 – 1650Å, 1800 – 2000Å, 4250 – 4650Å, and 4800 – 5200Å, respectively, and the windows for Fe II lines are 950 – 1195Å, 1250 – 1300Å, 1450 – 1530Å, 1570 – 1650Å, 1890 – 1880Å, and 1940 – 2000Å. Three fitting examples are shown in the top row of Figure 1, panels from left to right correspond to that of Ly α +N v, C IV, and C III] broad emission lines, respectively.

For an active SMBH, the BLR size can be inferred from its optical luminosity by using the empirical relationship between BLR size and optical luminosity as ([Bentz et al. 2013](#))

$$\log(R_{\text{BLR}}^L/\text{lt-days}) \simeq 1.527 + 0.533 \log \left[\frac{\lambda L_{\lambda}(5100)}{10^{44} \text{erg s}^{-1}} \right]. \quad (1)$$

The above relationship may be also valid in the case of an active BBH system if the BLR is far away from the BBH⁵ since the broad line emission is determined by the photon-ionization processes (e.g., [Korista & Goad 2000](#)). According to the spectra from KPNO 2.1 telescope and Gold Spectrograph ([Boroson & Green 1992](#)), we have $\lambda L_{\lambda}(5100) \sim 3.2 \times 10^{45} \text{erg s}^{-1}$, thus $R_{\text{BLR}} \sim 213$ lt-days. The FWHM of the C IV is $5089 \pm 885 \text{ km s}^{-1}$ according to our fittings to this line, $\lambda L_{\lambda}(1350) \sim 7.8 \times 10^{45} \text{erg s}^{-1}$, then the central mass of the system should be $\sim 10^{9.1} M_{\odot}$, according to the empirical mass estimator based on C IV given in [Vestergaard & Peterson \(2006\)](#), which is consistent with that estimated by [Graham et al. \(2015a\)](#), i.e., $\sim 10^{8.3} - 10^{9.4} M_{\odot}$ by combining the empirical virial mass ([Shen et al. 2011](#)) and that inferred from the damped random walk (DRW) variability ([MacLeod et al. 2010](#)).

The separation of the BBH system can be estimated if the total mass ($M_{\bullet\bullet}$) and the orbital period (P_{orb}) of the BBH system are known, and it can be given by

$$a_{\text{BBH}} = 16.4 \times \left(\frac{M_{\bullet\bullet}}{10^{9.1} M_{\odot}} \right)^{1/3} \left(\frac{(1+z)P_{\text{orb}}}{1996 \text{ days}} \right)^{2/3} \text{lt-days}. \quad (2)$$

Adopting the the observed orbital period $P_{\text{obs}} = (1+z)P_{\text{orb}} = 1996$ days obtained from the Doppler boosting based light curve modeling ([D’Orazio et al. 2015](#)) and the estimated mass $\sim 10^{9.1} M_{\odot}$, we have $a_{\text{BBH}} \sim 16.4$ lt-days. If adopting the mass range given in ([D’Orazio et al. 2015](#)), we have $a_{\text{BBH}} \sim 8.8 - 20.6$ lt-days. If adopting the Doppler boosting hypothesis to model the periodical light curves of PG1302-102, $M_{\bullet\bullet}$ is required to be $> 10^{9.1} M_{\odot}$ (see also Fig. 3), and thus $a_{\text{BBH}} \sim 16 - 21$ lt-days. According to all the above estimates, the ratio between the size of BLR to the separation of the BBH is $R_{\text{BLR}}^L/a_{\text{BBH}} \sim 10 - 24$, which indicates that the BLR size of PG1302-102 is indeed much larger than the BBH separation, and thus it is reasonable to assume a circum-binary BLR for PG1302-102 as that in our following modeling of the BLR region.

¹ <https://asas-sn.osu.edu>

² <http://www.vilspa.esa.es/iue/iue.html>

³ <https://www.nasa.gov/centers/jpl/missions/galex.html>

⁴ https://www.nasa.gov/mission_pages/hubble

⁵ As demonstrated below, for the case of PG1302-102, the estimated BLR size is indeed significantly larger than the BBH semimajor axis.

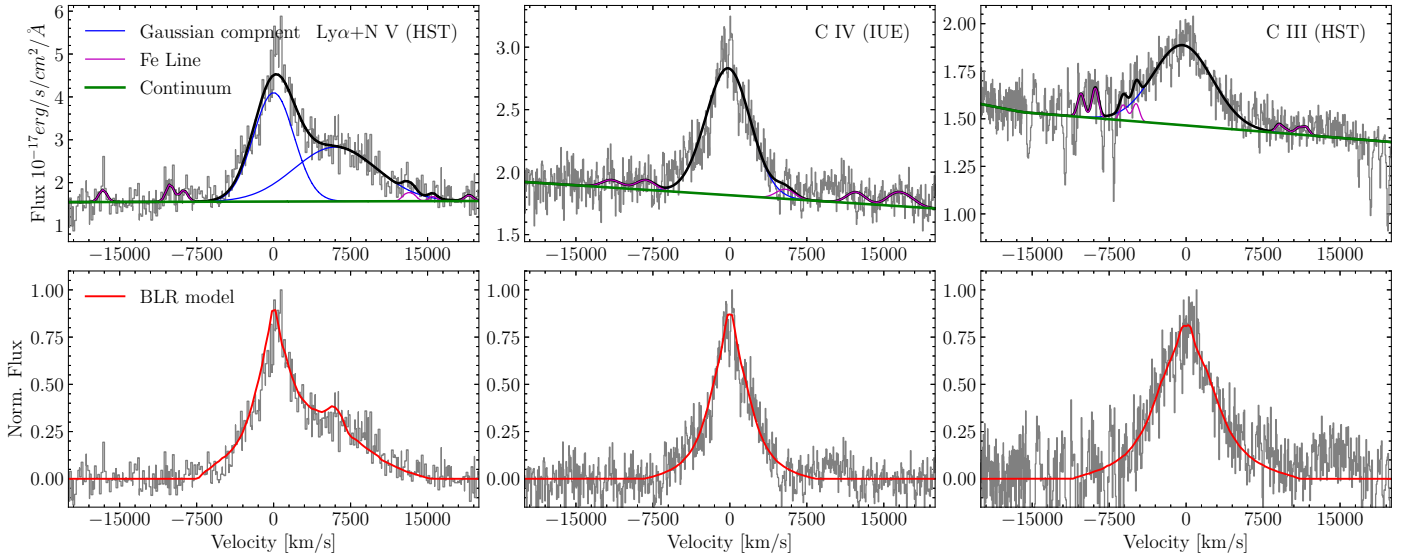


Fig. 1: Examples of the spectral decomposition (top panels) and the model fitting (bottom panels) to the broad emission lines Ly α +N v (left), C IV (middle), and C III] (right), respectively. In the top panels, the observed spectra (the grey curves) are fitted by three components, i.e., a power law continuum (green), a Gaussian broad line component (blue, for Ly α +N v we use two broad Gaussian components, with the separation of the two line peaks fixed at 6000 km s⁻¹), and multiple lines from Fe II templates by Sigut et al. (2004) (magenta). In the bottom panels, the grey curves show the broad line profiles with the continuum and Fe II lines subtracted. The red lines represent the best BLR model fitting results as introduced in Section 2.2.

2.2. A simple model for the broad line fitting

The broad emission line profiles are determined by the BLR geometry, kinematics, and structures. The BLR geometry is mainly characterized by the radial and angular distributions of BLR clouds. As described in Pancoast et al. (2014a,b), the radial distribution of BLR clouds can be described as a shifted Γ -distribution: $r = R_s + R_{\text{BLR}}F + \beta^2 R_{\text{BLR}}(1 - F)g$, where $R_s = 2GM_{\bullet\bullet}/c^2$ is the Schwarzschild radius, R_{BLR} is the mean value of the shifted Γ -distribution, $F = R_{\text{in}}/R_{\text{BLR}}$, R_{in} is the inner radius of BLR, β is the shape parameter of Γ -distribution $g(\beta^{-2}, 1)$. The angle displacement of the BLR clouds are given by $\theta = \arccos(\cos \theta_o + (1 - \cos \theta_o \times U^\gamma))$, where θ_o is the opening angle and U is uniform distributed between 0 and 1 (Pancoast et al. 2014a,b; Gravity Collaboration et al. 2018). By adopting this simple BLR model introduced by Pancoast et al. (2014a), we assume the BLR clouds rotate around the central BBH system on circular orbits, and constrain the size and structure of the BLR by the following 7 model parameters as those in Section 2.3 of Song et al. (2020), i.e., the mean and inner radius of BLR ($R_{\text{BLR}}, R_{\text{in}}$), radial shape parameter β , disc edge illumination parameter γ , opening angle θ_o , orientation angle i_{BLR} (defined as the angle between the LOS and the normal direction of the flattened BLR middle plane), and the central SMBH mass $M_{\bullet\bullet}$. Here, the opening angle θ_o is defined as half of the angular thickness of the BLR, with $\theta_o = \pi/2$ corresponding to a spherical BLR.

To fit those broad emission lines with the BLR model and derive robust estimation to the above 7 parameters, we adopt the Markov Chain Monte Carlo (MCMC) code “emcee” (Foreman-Mackey et al. 2013) to perform the model fitting after a series of prior setups. The prior of each parameter is set as follows. We allow the mean radius R_{BLR}

uniformly distributed in the range $[0.2R_{\text{BLR}}^L, 5R_{\text{BLR}}^L]$, with the inner radius R_{in} in the range $[0, R_{\text{BLR}}]$. The orientation angle i_{BLR} is set as ranging from 0° (face-on) to 90° (edge-on), the open angle θ_o ranges from 0° (flattened disc) to 90° (spherical BLR). The edge illumination parameter of the BLR disc are in the range $[1, 5]$, and the total binary mass ranges from $[10^{8.3} \text{ to } 10^{9.4} M_\odot]$ (Graham et al. 2015a). The bottom panels of Figure 1 show three BLR model fitting examples of Ly α +N v (left), C IV (middle) and C III] (right) broad emission lines, each with the reduced $\chi_\nu^2 \sim 1$.

3. Results

In order to investigate whether the Doppler boosting effect is reflected by features appeared in broad line profiles, we first identify how the observed profiles vary at different times, then analyze the MCMC fitted BLR parameters and their correlations with that predicted by Doppler boosting hypothesis of the BBH system, and finally provide constraints on parameters of the binary system possibly existed for PG1302-102.

3.1. Profile variations of broad emission lines

According to the periodical light curves in optical and UV bands, PG1302-102 is suggested to host a BBH system in the center and should be observed at a close to edge-on orbital orientation, which can lead to Doppler modulated periodical variations of optical and UV luminosities. Supposed that the BLR is aligned with the BBH orbital plane, the emitted broad emission lines should show some double-peaked or top-flat features, which are characteristic signature of flattened BLR viewed at an orientation close to edge-on. If the secondary SMBH dominates the total luminosity

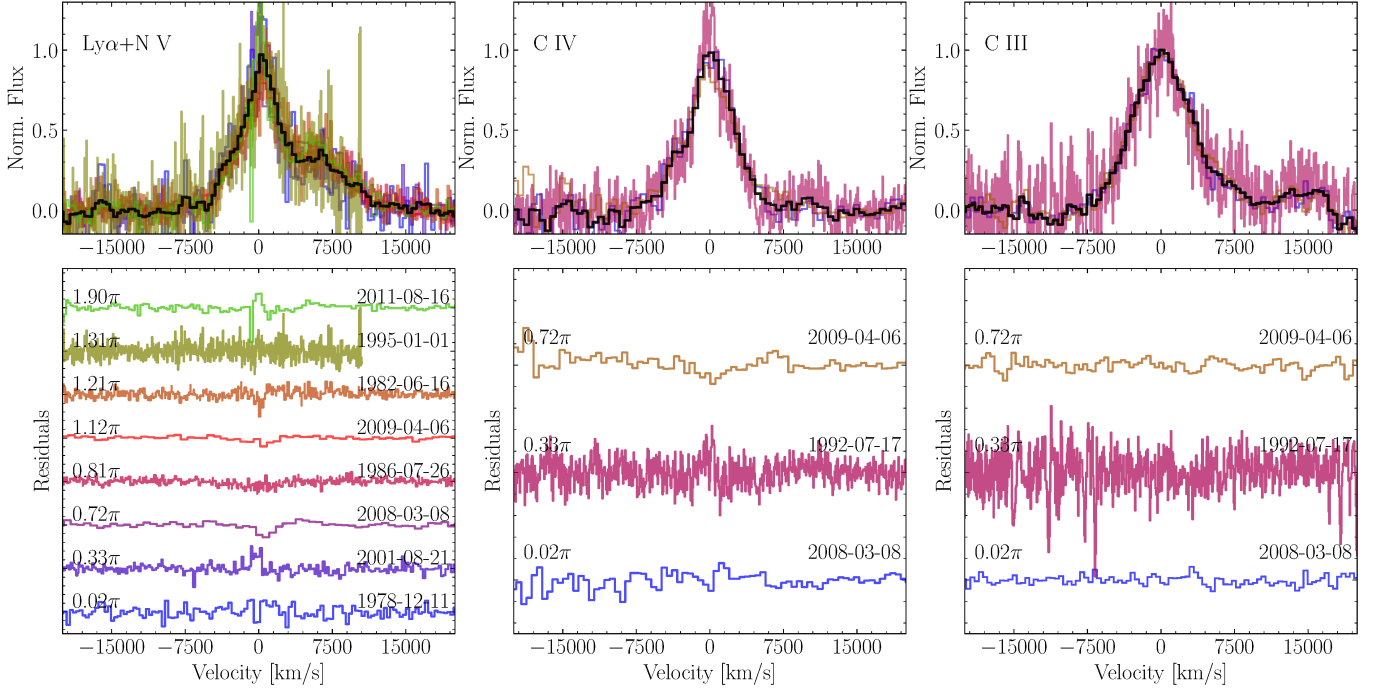


Fig. 2: Broad emission line profiles of PG1302-102 derived from IUE, GALEX, and HST observations. Columns from left to right show the Ly α +N V, C IV, and C III] broad lines, respectively. Top panels show all the observed profiles, normalized to the peak flux of mean broad line spectrum, with the continuum and Fe II lines subtracted, while bottom panels present the corresponding profile residuals of each broad line with the averaged broad emission line subtracted. For each broad line profile and residuals, the colors from blue to green correspond to spectra observed from ~ 40 years ago to recent years, with the exact observation time and phases labeled in the top-right and top-left part of each spectrum in the bottom panels.

and rotates in relativistic orbital velocity (D’Orazio et al. 2015), the broad emission line profiles should also be characterized by periodical asymmetry.

In Figure 2, top three panels show the mean line profiles obtained by stacking spectra observed at different times over the past 40 year for Ly α +N V (left), C IV (middle), and C III] (right) broad lines, respectively. All these broad lines show Gaussian-like profile and do not have any significant evidence for double-peaked, top-flat, or asymmetric features.⁶ However, if the BLR is flattened and is aligned with the BBH orbital plane, the broad lines emitted from the BLR should be double-peaked when viewed at an orientation close to edge-on; if the BLR is spherically distributed, the broad lines should be top-flat viewed at any orientation. Non-detection of such line features for PG 1302-102 suggests that the BLR is not aligned with the BBH orbital plane.

To further explore the detailed differences, we obtain the spectral residuals for each observed spectrum by subtracting correspondingly the mean spectrum (black profiles in the top row of Fig. 2), which is obtained as follows. We first normalize the total flux of each broad line, then re-sample the wavelength points of each spectrum to the one with lowest spectral resolution, and finally stack all of them to derive

⁶ We should note here that the signal-to-noise ratios (S/Ns) of the available spectra are not high, which may cause the smearing of such features if it exists. Future higher S/N spectra may further check this.

the mean spectrum of each broad emission line. Considering that the archived spectra are observed by different instruments, we hence interpolate the mean spectrum of each broad line to the same wavelength sampling as the observed ones, and then obtain the corresponding spectral residuals as shown in the bottom row of Figure 2. For each residual spectrum, we label the corresponding phase according to its observation time based on the modeling of optical light curves given by D’Orazio et al. (2015), which would help us for understanding possibly existed variation trends. To search for possible variation of broad line profiles, we take the standard deviation of residual spectrum in the range of $[-15000, -7500]$ km/s and $[7500, 15000]$ km/s as the noise of the residual spectrum. These two wavelength ranges only contain iron lines and show no feature of Ly α +N V C IV and C III] emissions for current sample. Although the spectral residuals fluctuate in the velocity/wavelength space, no spectra have continuing three wavelength points over 3σ significance level. Maybe limited by spectral S/N, the spectral residuals at all phases for the three broad emission lines show no significant asymmetric or double-peaked features that can reflect the profile variations that modulated by the Doppler boosting effect.

These results suggest that the Doppler boosting effect, if any, does not influence or modulate the broad line emission of PG 1302-102. This can be explained if the BLR is not aligned with the BBH orbital plane, i.e., the BLR is viewed at an orientation close to face-on, significantly offset from

the orbital plane. In such a case, the ionizing flux received by clouds in the flattened BLR would be Doppler boosted and modulated by the motion of the projected orbital velocity of the secondary BH, i.e., $v_2 \cos \Delta i$ ($\Delta i = i_{\text{orb}} - i_{\text{BLR}}$), where Δi is the offset angle. When Δi is large enough, the Doppler boosting effect on the broad emission line profiles would be smaller or even negligible compared to the case with the BLR aligned with the BBH orbital plane, and thus no periodical variation of broad line profiles would be expected. Further understanding on the BBH system in PG 1302-102 requires more detailed parameters of the BLR geometry and the information of how it is misaligned with the BBH orbital plane.

3.2. BLR model fitting

Similar to our previous work (Song et al. 2020), we adopt the MCMC code “emcee” to fit the Ly α +N V, C IV, and C III] broad lines, respectively, and obtain the best fit for the model parameters of BLR.

In the BLR model fitting, considering that Ly α , N V, C IV, and C III] lines might be emitted from different broad line regions (e.g., Korista & Goad 2000), we hence set the 7 model parameters that used for constructing the BLR as free parameters for the four broad lines, respectively. In addition, we also set the shift of line center and flux of the broad line as free parameters. For the joint fitting of Ly α and N V lines, we only bound the shift of line centers for the two lines in the model fitting, with the center of N V redshifted 6000 km/s from the center of Ly α . Each observed line profile can provide a probability distribution function (PDF) for each parameter. For each broad emission line, to improve the robustness of parameter estimation, we stack all the PDFs (8 for Ly α and N V, 3 for C IV, and 3 for C III]) together to derive the most robust parameter estimation as listed in the third to sixth columns of Table 1. All the 7 parameters fitted from the four broad emission lines are consistent with each other in 1σ confidence level. Therefore, to make the parameter estimation more robust, we further stack all the PDFs derived from 8 Ly α +N V, 3 C IV, and 3 C III] line fittings together, which produce the final values of the 7 model parameters, as listed in the second column of Table 1.

Figure 3 shows the stacked PDFs of all the seven parameters in our BLR model, with increasing probabilities labeled from grey to dark colors, and the two black contours enclosed 68.3% and 95.4% percentiles. For each parameter, the two black contours enclose the 68.3% and 95.4% percentiles of the PDF, respectively. Table 1 lists the median value with uncertainties represented by the 16th and 84th percentiles, which are plotted by vertical lines in the top panels of Figure 3. The MCMC fitting of broad emission lines for PG1302-102 predicts a total BH mass of $10^{9.17} M_\odot$ with a typical BLR radius $R_{\text{BLR}} \sim 0.37^{+0.19}_{-0.17}$ pc. The open angle $\theta \sim 43^{+22}_{-15}$ degree and the orientation angle $i_{\text{BLR}} \sim 33^{+19}_{-12}$ degree indicate that the BLR is viewed by face-on, instead of the edge-on view to the BBH orbital plane (e.g. D’Orazio et al. 2015; Xin et al. 2020) that predicted by the Doppler boost hypothesis based on the optical and UV light curves.

3.3. Misalignment between the BLR middle plane and the BBH orbital plane

Figure 4 shows the total mass of BBH $M_{\bullet\bullet}$ as a function of orientation angles for both the BLR and BBH orbital planes, from which we can see that the PDF of i_{BLR} that shown by black shaded regions with black contours, separate clearly from the i_{orb} distributions that plotted by the red shaded region, which are the same as that shown in Figure 1 of D’Orazio et al. (2015). Panels from left to right show that smaller fraction of the luminosity contribution from the secondary SMBH (f_2) actually induce larger difference between i_{BLR} and i_{orb} .

To explore the detailed difference between the misaligned i_{BLR} and i_{orb} , we calculate the probability distribution of the offset between $p(i_{\text{BLR}}, M_{\bullet\bullet})$ (the black shaded region in Figure 4) and the PDF of BBH orbital plane constrained by the Doppler hypothesis $p(i_{\text{orb}}, M_{\bullet\bullet}, q, f_2)$ (red shaded region in Figure 4) as

$$p(\Delta i, f_2) = \iiint p(i_{\text{BLR}}, M_{\bullet\bullet}) p(i_{\text{orb}}, M_{\bullet\bullet}, q, f_2) di_{\text{orb}} d \log M_{\bullet\bullet} dq \quad (3)$$

where $p(i_{\text{BLR}}, M_{\bullet\bullet}) = p(i_{\text{orb}} - \Delta i, M_{\bullet\bullet})$.

Given an mass ratio (q) of the BBH, we can derive the allowed area $S(q, f_2)$ for the BBH in the $i_{\text{orb}} - \log M_{\bullet\bullet}$ plane as shown by the top-right red shaded region in Figure 4. If assuming that the probabilities for each q or f_2 are the same, then the probability distribution of $M_{\bullet\bullet} - i_{\text{orb}}$ can be defined as

$$p(i_{\text{orb}}, M_{\bullet\bullet}, q, f_2) \propto \frac{p(q) \cdot p(f_2)}{p(S(q, f_2)) \cdot S(q, f_2)} \propto \frac{p(f_2) \cdot \frac{dS(q, f_2)}{dq}}{S(q, f_2)}, \quad (4)$$

where $p(q)$ and $p(f_2)$ are the probability distribution of the mass ratio and the luminosity fraction, $S(q, f_2)$ is the allowed area for the BBH derived from the relativistic Doppler boosting limitation for the BBH system with given q and f_2 as shown in Figure 4. Since the mass ratio is not provided by any other independent method, we assume q could be any value and $p(q)$ is uniformly distributed in the range from 0 to 1. We also adopt a few fixed values for f_2 and $p(f_2) \propto \delta(f_2 - C)$ with C a constant. If adopting the mass range $\log(M_{\bullet\bullet}/M_\odot) \sim [8.3, 9.4]$ as given in Graham et al. (2015a), we can obtain

$$S(q, f_2) = \int_{8.3}^{9.4} \int_0^1 d \log M_{\bullet\bullet} (q, f_2, i_{\text{orb}}) d \sin i_{\text{orb}}, \quad (5)$$

the mass of BBHs can be constrained by the optical light curves under the Doppler boosting induced periodical variation scenario as

$$\log \frac{M_{\bullet\bullet}}{M_\odot} = 9.1 + 3 \log \left(\frac{c}{13214 \text{ km s}^{-1}} \times \frac{\Delta L_{\text{tot}}^V}{L_{\text{tot}}^V} \times \frac{1}{3 - \alpha_{\text{opt}}} \times \frac{1 + q}{1.5} \times \frac{1}{\sin i_{\text{orb}}} \times \frac{1}{f_2 - q(1 - f_2)} \right) + \log \left(\frac{(1 + z) P_{\text{orb}}}{1996 \text{ d}} \right) \quad (6)$$

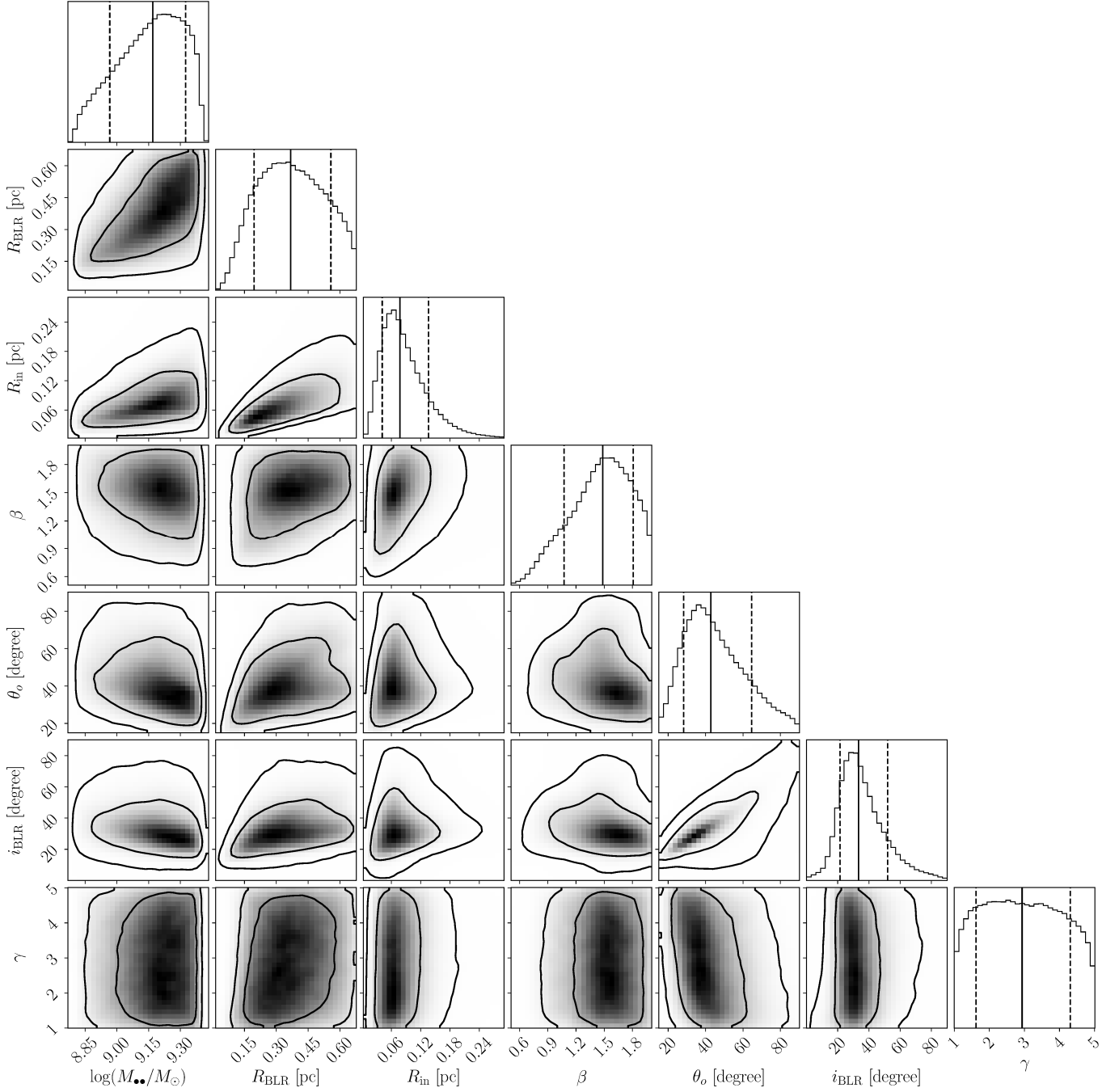


Fig. 3: Two dimensional and one dimensional probability distributions of the model parameters obtained from the MCMC fittings to the broad emission line profiles with a simple BLR model. The seven model parameters shown here are the total mass $\log(M_{\bullet\bullet})$, BLR size R_{BLR} , BLR inner radius R_{in} , β , BLR opening angle θ_o , viewing angle i_{BLR} , and γ . In the right side panels, the solid and dashed lines mark the median, 16-th, and 84-th percentiles of the one dimensional projected probability distribution function for each model parameter.

where the power-law index at the optical band $\alpha_{\text{opt}} = 1.1$. The total luminosity L_{tot}^V is contributed by three components, i.e., the mini-disk around the secondary BH and that around the primary BH, and a circum-binary disk (CBD), hence it can be written as $L_{\text{tot}}^V = L_1^V + L_2^V + L_{\text{CBD}}^V$. Considering that the primary BH is Doppler modulated by a line of sight velocity $v_1 \sin i_{\text{orb}} = -qv_2 \sin i_{\text{orb}}$, and if assuming the contribution of CBD is constant over time (see Methods

in D’Orazio et al. (2015)), then we can have

$$\begin{aligned} \frac{\Delta L_{\text{tot}}^V}{L_{\text{tot}}^V} &= \frac{\Delta L_1^V + \Delta L_2^V}{L_{\text{tot}}^V} \\ &= (3 - \alpha_{\text{opt}}) \frac{v_2 \sin i_{\text{orb}}}{c} [f_2 - q(1 - f_2)]. \end{aligned} \quad (7)$$

Table 1: MCMC fitted BLR model parameters for PG1302-102.

Parameter	Mean	Ly α	N v	C IV	C III]	Description
$\log(M_{\bullet\bullet}/M_{\odot})$	$9.17^{+0.15}_{-0.20}$	$9.16^{+0.15}_{-0.19}$	$9.14^{+0.17}_{-0.20}$	$9.17^{+0.14}_{-0.23}$	$9.19^{+0.15}_{-0.21}$	Total mass of BBHs
R_{BLR} (pc)	$0.37^{+0.19}_{-0.17}$	$0.42^{+0.16}_{-0.18}$	$0.22^{+0.18}_{-0.10}$	$0.35^{+0.20}_{-0.17}$	$0.29^{+0.18}_{-0.13}$	Mean BLR radius
R_{in} (pc)	$0.08^{+0.06}_{-0.04}$	$0.09^{+0.07}_{-0.04}$	$0.09^{+0.07}_{-0.04}$	$0.07^{+0.04}_{-0.03}$	$0.07^{+0.05}_{-0.03}$	BLR Inner radius
β	$1.48^{+0.32}_{-0.41}$	$1.55^{+0.29}_{-0.38}$	$1.39^{+0.43}_{-0.56}$	$1.54^{+0.29}_{-0.30}$	$1.25^{+0.40}_{-0.35}$	Radial shape parameter
θ_o ($^{\circ}$)	$42.8^{+21.8}_{-14.6}$	$37.8^{+18.1}_{-11.6}$	$45.2^{+23.6}_{-16.3}$	$44.5^{+9.88}_{-11.7}$	$52.6^{+18.8}_{-16.2}$	Opening angle
i_{BLR} ($^{\circ}$)	$33.3^{+18.6}_{-11.8}$	$31.4^{+14.4}_{-9.37}$	$31.5^{+21.4}_{-13.2}$	$35.0^{+4.04}_{-6.72}$	$41.2^{+19.1}_{-16.2}$	orientation angle
γ	$2.93^{+1.37}_{-1.32}$	$3.17^{+1.24}_{-1.38}$	$3.19^{+1.23}_{-1.38}$	$2.83^{+1.41}_{-1.26}$	$2.56^{+1.52}_{-1.11}$	Edge illumination parameter

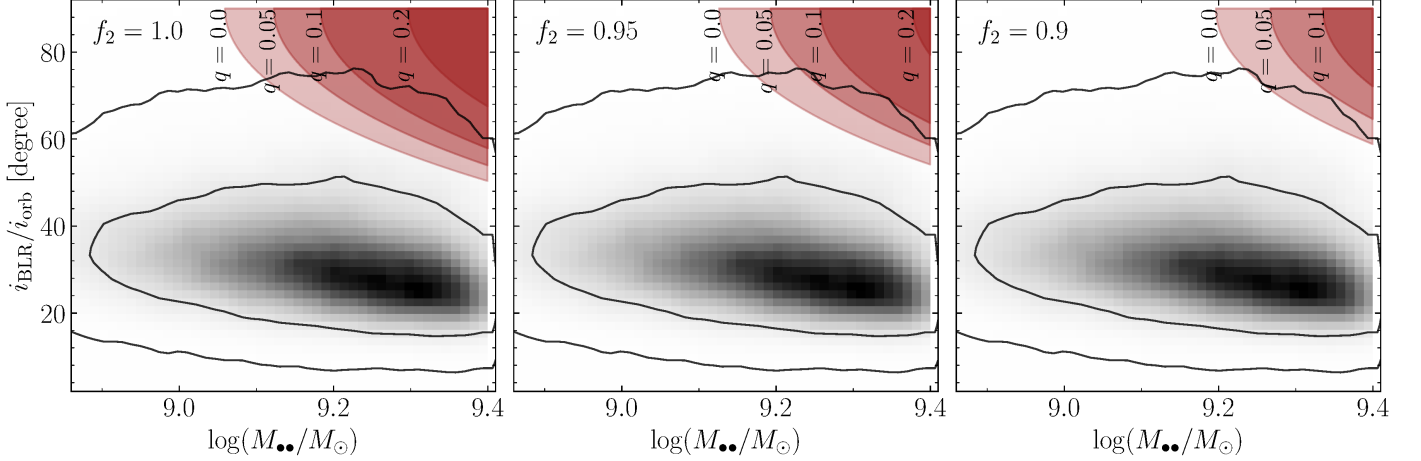


Fig. 4: The posterior PDFs for the total mass of BBH ($M_{\bullet\bullet}$) as a function of i_{BLR} (black) and i_{orb} (red). Panels from left to right show different luminosity fractions of the secondary BH with $f_2 = 100\%$ (left), 95% (middle), and 90% (right) assumed in the Doppler boosting hypothesis (D’Orazio et al. 2015). In each panel, the black shaded region with the 68.3% and 95.4% confidence levels overlapped by black solid lines show the PDF result ($p(i_{\text{BLR}}, M_{\bullet\bullet})$) obtained from stacking PDFs of all the Ly α +N v, C IV, and C III] broad emission lines with $S/N > 3$. As a comparison, the top-right shaded region with colors gradually changed from pink to dark red correspond to mass ratios $q = 0.0, 0.05, 0.1$, and 0.2 , respectively.

Here the rotation velocity of the secondary BH v_2 can be obtained if assuming a circular orbit for the BBH system as done in D’Orazio et al. (2015):

$$v_2 = 13214 \left(\frac{1.5}{1+q} \right) \left(\frac{M_{\bullet\bullet}}{10^{9.1} M_{\odot}} \right)^{\frac{1}{3}} \left(\frac{(1+z)P_{\text{orb}}}{1996 \text{ day}} \right)^{-\frac{1}{3}} \text{ kms}^{-1} \quad (8)$$

Figure 5 shows the probability distribution of the orientation angle offset Δi in the case of $f_2 = 1.0, 0.95$, and 0.9 , respectively. For the luminosity fraction of the secondary BH f_2 decreasing from 1.0 to 0.9 , the offset between i_{orb} and i_{BLR} increases from $\Delta i = 51^{\circ}$ to 55° , which indicates that relativistic Doppler boosting effect is weakened compared to the aligned case. Figure 6 illustrates the geometry of BLR and BBH system, which shows that the BLR, with an opening angle of $\theta_o = 43^{\circ}$ and viewed by an inclination angle of $i_{\text{BLR}} = 33^{\circ}$, is misaligned with the BBH orbital plane by $\Delta i = 51^{\circ}$.

The misalignment between the BBH orbital plane and circum-binary BLR may explains the apparent contradiction between the periodical variation of optical and UV light curves due to the orbital motion of close to edge-on viewed BBH and the Gaussian-like profiles of broad emission lines from flattened BLR viewed at an orientation close

to face on (see bottom panels of Fig. 2). Although the optical and UV continua from the BBHs system vary significantly and periodically due to the relativistic Doppler boosting, the ionizing fluxes received by majority of the BLR clouds do not get significantly boosted by the relative motion between the continuum source and the clouds, if the BLR middle plane is offset from the BBH orbital plane. Therefore, the Doppler boosting effect on the broad line emission line profiles is insignificant and the line variation is much weaker comparing with the continuum evolution. It requires much higher spectral S/N than current ones to identify the Doppler boosting modulated broad line profile variations.

4. Discussions

The offset of the BLR middle plane from the BBH orbital plane may encode some information about the merger configuration of the two progenitor galaxies and their nuclear activities. In principle, the two BH components approach each other at a random orientation, and the merger configuration of the two systems that inspiral toward each other could be: 1) two comparable BHs, each having a disk and

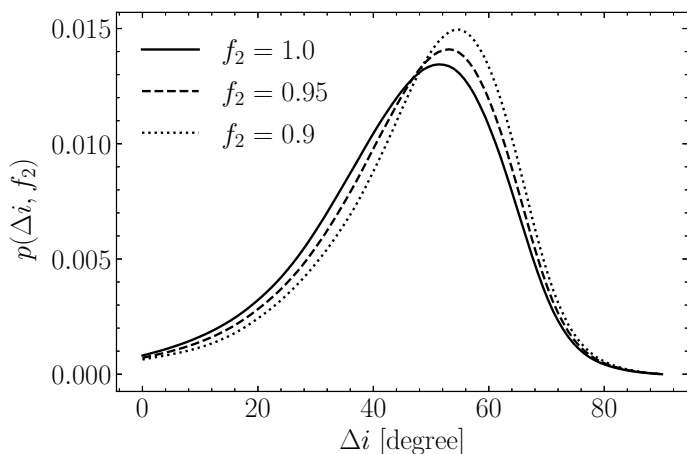


Fig. 5: Probability distribution of the offset between the orientations of the BLR and BBH ($\Delta i = i_{\text{orb}} - i_{\text{BLR}}$) assuming a flat distribution of the BBH mass ratio, the total probabilities are normalized to 1. Solid, dash, and dot lines show the cases with light contribution from the disk around the secondary BH 100%, 95%, and 90%, respectively. The estimated peak values of the three probability distributions correspond to $\Delta i = 51^\circ$, 53° , and 55° for $f_2 = 100\%$, 95% , and 90% , respectively.

a BLR⁷; 2) two comparable BHs, one having a disk and a BLR, but the other not; 3) a small BH and a big BH, both having a disk and a BLR; 4) only the small secondary BH having a disk and a BLR. For each of these cases, when the two BHs become close enough, the system may form a (warped/misaligned) circum-binary disk with the central region cultivated to be a hole/gap by the BBH, within the hole/gap each BH component may still have a small accretion disk surround it, and the size of the hole/gap in the case that the two systems merge in a direction inclined to their disk plane is smaller than in their disk plane (e.g., D’Orazio et al. 2013; Farris et al. 2014; Muñoz et al. 2020). In the cases where the two BHs have significantly different masses, the disk around the secondary BH may dominate the total luminosity of the QSOs (e.g., see Graham et al. 2015a; Yan et al. 2015; Charisi et al. 2016). Therefore, the disk orientations would also encode some information about the mergers, but it is beyond the scope of this paper.

For the above four cases, the BLR structure evolves with the orbital decay of the BBH, and the resulting BLR structures from different cases when the BBH system becomes PG1302-102-like may be significantly different. For the first case, the two original BLRs may mix with each other to form a circum-binary BLR, but the initial kinematic structures may be still maintained and thus the profiles of broad emission lines from such a system may be complicated (e.g., with multiple peaks). For the second and fourth cases, the resulting system would have a circum-binary BLR with the middle plane offset from the BBH orbital plane as the two systems normally merge in a direction not on the disk plane, and these two planes can be the same only if the merger direction is roughly on the BBH orbital plane. There may be some differences between the BLR structure resulting from

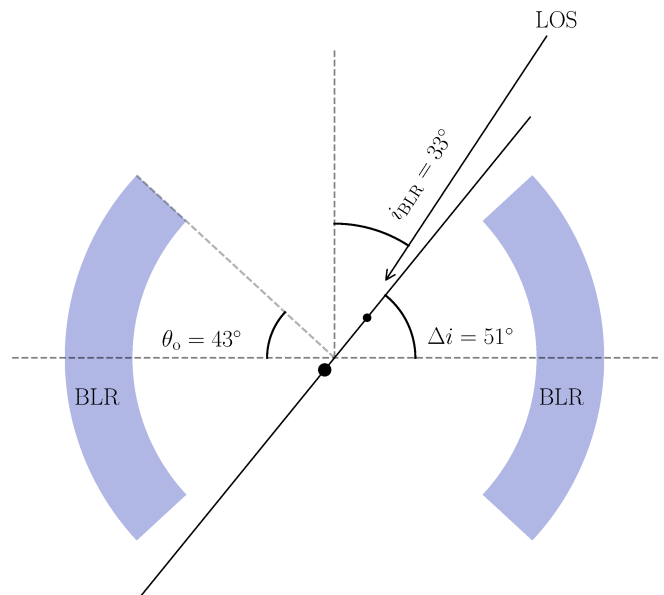


Fig. 6: A cartoon to illustrate the geometry of a BLR offset from the BBH orbital plane as a possible interpretation for both the broad emission line profiles and periodicity of PG 1302-102 under the Doppler boosting scenario. The inclination angle of circum-binary BLR is $\sim 33^\circ$, with an opening angle $\sim 43^\circ$. The BBH orbital plane (solid line) is misaligned from the middle plane of the BLR with an offset angle of $\sim 51^\circ$, which indicates a close to edge-on inclination.

these three cases, but it needs carefully designed simulations to reveal it, which is beyond the scope of this paper. In the third case, the middle plane of the resulting circum-binary BLR would be mainly contributed by the components from the original BLR of the big BH and it may be also normally offset from the BBH orbital plane; the contribution by the original BLR components of the small BH would expect to have some small effects on the broad line profiles and its significance may depend on the relative number of BLR clouds in the two original BLRs. With these cases in mind, one may use the geometric configurations of the BLR in the BBH systems to (statistically) constrain the merger configuration of their progenitor systems.

The significant offset between the BLR middle plane and the BBH orbital plane found for PG1302-102 in this paper, assuming the Doppler boosting scenario, indicates that the configuration of the two progenitor BH systems is unlikely to be the first case, but it can be the other three cases with two BHs inspiral with a direction highly inclined to the disk plane of the big BH in the second and third cases, and to the disk plane of the small BH in the third case. Future observations and its comparison with detailed simulation results on the BLR configuration would help to test the Doppler boosting hypothesis for optical periodicity of some QSOs and extract important information on the merger configuration of the BBH systems.

The derived offset between the BLR middle plane and the BBH orbital plane is based on the Doppler boosting assumption, which can produce persistent periodicity in the light curves. However, the optical/UV light curves of PG 1302-102 may be also alternatively explained as due to (1) a

⁷ Here and after the middle plane of each progenitor BLR is assumed to be the same as the disk plane.

small chance out of a large sample of Quasars with variability due to the DRW processes (e.g., [Vaughan et al. 2016](#)), (2) the combination of the DRW and periodic variations or the combination of the variation due to a broken power-law power spectrum and the periodical variation ([Liu et al. 2018](#); [Kelly et al. 2009](#)), or (3) the cold-spot in the accretion disk around the more massive black hole of the supermassive BBH system ([Kovačević et al. 2019](#)). For those alternative interpretations, the response of the broad emission lines to the continuum variation and the geometry of the BLR would deserve further investigations, but it is beyond the scope of the present paper.

5. Conclusions

The most intriguing BBH candidate among those suggested by the optical periodicity is PG 1302-102, which can be well fitted by a model of compact unequal-mass binary system under the relativistic Doppler boosting hypothesis ([D’Orazio et al. 2015](#)). In this paper, we investigate the properties of broad emission lines of PG 1302-102 using the archive spectroscopic data, including the shapes and variations of Ly α +N V, C IV, and C III] lines, and the corresponding parameters of the BLR, in order to check whether it is compatible with the Doppler boosting hypothesis. The available observations show that the Ly α , C IV, and C III] all have Gaussian-like profiles, and the multiple observations of these lines do not suggest significant variations of their profiles, albeit the variations, if any, may be smeared out due to the low S/Ns and/or spectral resolutions of these observations. Using a simple BLR model, we find that the Gaussian-like profiles of these broad emission lines suggest the BLR is flattened with an opening angle of $\sim 43^\circ$ and viewed at an inclination angle of $\sim 33^\circ$, close to face-on, and thus not aligned with the BBH orbital plane, close to edge-on, constrained by the optical and UV periodical variations. If the middle plane of the BLR is offset from the BBH orbital plane by an angle $\sim 51^\circ - 55^\circ$, the periodical optical/UV variations and the broad emission line profiles of PG 1302-102 can be self-consistently explained under the Doppler boosting scenario. In this case, the misalignment between the BLR middle plane and the BBH orbital plane leads to a highly weakened Doppler boosting effect on the ionizing flux received by the BLR clouds, thus the variations of emission lines are also relatively much weaker than the continuum received by the observer. This may be taken as a signature to falsify the Doppler boosting scenario for interpreting the periodical optical/UV variations of PG 1302-102 by using multiple high S/Ns and high resolution spectroscopic observations in the future.

Acknowledgements

This work is supported by the National Key Program for Science and Technology Research and Development (Grant No. 2016YFA0400704), the National Natural Science Foundation of China (Grant number 11690024, 11873056 and 11903046), the Strategic Priority Program of the Chinese Academy of Sciences (Grant No. XDB 23040100), and by the Beijing Natural Science Foundation (No. 1204038).

References

- Begelman, M. C., Blandford, R. D., & Rees, M. J. 1980, *Nature*, 287, 307
- Bentz, M. C., Denney, K. D., Grier, C. J., et al. 2013, *ApJ*, 767, 149
- Boroson, T. A. & Green, R. F. 1992, *ApJS*, 80, 109
- Charisi, M., Bartos, I., Haiman, Z., et al. 2016, *MNRAS*, 463, 2145
- Charisi, M., Haiman, Z., Schiminovich, D., & D’Orazio, D. J. 2018, *MNRAS*, 476, 4617
- Chen, Y., Yu, Q., & Lu, Y. 2020, *ApJ*, 897, 86
- Chen, Y.-C., Liu, X., Liao, W.-T., et al. 2020, [arXiv:2008.12329](#)
- Cole, S., Lacey, C. G., Baugh, C. M., et al. 2000, *MNRAS*, 319, 168
- D’Orazio, D. J., Haiman, Z., & MacFadyen, A. 2013, *MNRAS*, 436, 2997
- D’Orazio, D. J., Haiman, Z., & Schiminovich, D. 2015, *Nature*, 525, 351
- Eracleous, M., Boroson, T. A., Halpern, J. P., et al. 2012, *ApJS*, 201, 23
- Farris, B. D., Duffell, P., MacFadyen, A. I., et al. 2014, *ApJ*, 783, 134
- Foreman-Mackey, D., Hogg, D. W., Lang, D., et al. 2013, *PASP*, 125, 306
- Graham, M. J., Djorgovski, S. G., Stern, D., et al. 2015, *Nature*, 518, 74
- Graham, M. J., Djorgovski, S. G., Stern, D., et al. 2015, *MNRAS*, 453, 1562
- Gravity Collaboration, Sturm, E., Dexter, J., et al. 2018, *Nature*, 563, 657
- Guo, H., Liu, X., Shen, Y., et al. 2019, *MNRAS*, 482, 3288
- Haehnelt, M. G., & Kauffmann, G. 2002, *MNRAS*, 336, L61
- Ji, X., Ge, J., Lu, Y., Yan, C., & Song, Z. 2020, in preparation
- Ju, W., Greene, J. E., Rafikov, R. R., et al. 2013, *ApJ*, 777, 44
- Kelly, B. C., Bechtold, J., & Siemiginowska, A. 2009, *ApJ*, 698, 895
- Korista, K. T. & Goad, M. R. 2000, *ApJ*, 536, 284
- Kormendy, J., & Ho, L. C. 2013, *ARA&A*, 51, 511
- Kovačević, A. B., Popović, L. Č., Simić, S., et al. 2019, *ApJ*, 871, 32
- Li, Y.-R., Wang, J.-M., Zhang, Z.-X., et al. 2019, *ApJS*, 241, 33
- Liao, W.-T., Chen, Y.-C., Liu, X., et al. 2020, [arXiv:2008.12317](#)
- Liu, X., Shen, Y., Bian, F., et al. 2014, *ApJ*, 789, 140
- Liu, T., Gezari, S., & Miller, M. C. 2018, *ApJ*, 859, L12
- Liu, T., Gezari, S., Ayers, M., et al. 2019, *ApJ*, 884, 36
- MacLeod, C. L., Ivezić, Ž., Kochanek, C. S., et al. 2010, *ApJ*, 721, 1014
- Magorrian, J., Tremaine, S., Richstone, D., et al. 1998, *AJ*, 115, 2285
- Muñoz, D. J., Lai, D., Kratter, K., et al. 2020, *ApJ*, 889, 114
- Nguyen, K. & Bogdanović, T. 2016, *ApJ*, 828, 68
- Nguyen, K., Bogdanović, T., Runnoe, J. C., et al. 2019, *ApJ*, 870, 16
- Pancoast, A., Brewer, B. J., & Treu, T. 2014a, *MNRAS*, 445, 3055
- Pancoast, A., Brewer, B. J., Treu, T., et al. 2014, *MNRAS*, 445, 3073
- Ryan, G., & MacFadyen, A. 2017, *ApJ*, 835, 199
- Savić, D., Marin, F., & Popović, L. Č. 2019, *A&A*, 623, A56
- Shen, Y., Richards, G. T., Strauss, M. A., et al. 2011, *ApJS*, 194, 45
- Sigut, T. A. A., & Pradhan, A. K. 2003, *ApJS*, 145, 15
- Sigut, T. A. A., Pradhan, A. K., & Nahar, S. N. 2004, *ApJ*, 611, 81
- Somerville, R. S. & Davé, R. 2015, *ARA&A*, 53, 51
- Song, Z., Ge, J., Lu, Y., et al. 2020, *MNRAS*, 491, 4023
- Tang, Y., MacFadyen, A., & Haiman, Z. 2017, *MNRAS*, 469, 4258
- Torrealba, J., Chavushyan, V., Cruz-González, I., et al. 2012, *Rev. Mexicana Astron. Astrofis.*, 48, 9
- Tsalmantza, P., Decarli, R., Dotti, M., et al. 2011, *ApJ*, 738, 20
- Vaughan, S., Uttley, P., Markowitz, A. G., et al. 2016, *MNRAS*, 461, 3145
- Vestergaard, M. & Peterson, B. M. 2006, *ApJ*, 641, 689
- Volonteri, M., Madau, P., & Haardt, F. 2003, *ApJ*, 593, 661
- Xin, C., Charisi, M., Haiman, Z., et al. 2020, *MNRAS*, 496, 1683
- Yan, C.-S., Lu, Y., Dai, X., & Yu, Q. 2015, *ApJ*, 809, 117
- Yu, Q. 2002, *MNRAS*, 331, 935
- Zheng, Z.-Y., Butler, N. R., Shen, Y., et al. 2016, *ApJ*, 827, 56