

Topological superconductivity in semiconductor-superconductor-magnetic insulator heterostructures

A. Maiani,¹ R. Seoane Souto,^{1,2} M. Leijnse,^{1,2} and K. Flensberg¹

¹*Center for Quantum Devices, Niels Bohr Institute,
University of Copenhagen, DK-2100 Copenhagen, Denmark*

²*Division of Solid State Physics and NanoLund, Lund University, S-22100 Lund, Sweden*
(Dated: June 13, 2022)

Hybrid superconductor-semiconductor heterostructures are promising platforms for realizing topological superconductors and exploring Majorana bound states physics. Motivated by recent experimental progress, we theoretically study how the introduction of magnetic insulators offers an alternative to external magnetic fields for reaching the topological regime. We consider different setups: (1) the magnetic insulator induces an exchange field in the superconductor, which leads to a splitting in the semiconductor by proximity effect, and (2) the magnetic insulator acts as a spin-filter tunneling barrier between the superconductor and the semiconductor. We show that the spin splitting in the superconductor alone cannot induce a topological transition in the semiconductor. To overcome this limitation, we propose to use a spin-filter barrier which enhances the magnetic exchange and provides a mechanism for a topological phase transition. Moreover, the spin-dependent tunneling introduces a strong dependence on band alignment which can be crucial in quantum-confined systems. This mechanism opens up a route towards networks of topological wires with less constraints on device geometry as compared to using external magnetic fields.

I. INTRODUCTION

Topological superconductivity has been predicted to appear in one-dimensional spin-orbit coupled semiconductors proximitized by an s -wave superconductor. In these systems, the induced gap is closed due to an applied magnetic field. In the presence of strong spin-orbit interaction the gap reopens, leading to a topological phase [1, 2]. The quantum phase transition can bring the system into the topological regime when

$$V_Z^2 > \mu^2 + \Delta^2, \quad (1)$$

where V_Z is the Zeeman energy, μ the semiconductor chemical potential and Δ the superconducting gap. In the topological phase, the system is equivalent to a spinless p -wave superconductor and Majorana bound states appear at the edges of the system. These states have been proposed to be used for topological quantum computation [3, 4]. Following this idea, different hybrid semiconductor-superconductor (Sm-Sc) platforms have been proposed to exhibit topological superconductivity, such as proximitized nanowires [5], selective-area-grown (SAG) wires [6] and two-dimensional electron gas (2DEG) systems [7–10].

One limitation of these platforms is the requirement of external magnetic fields to induce the topological phase transition. External magnetic fields have several drawbacks as they are detrimental to superconductivity and the topological phase is very sensitive to the relative orientation between the magnetic and the spin-orbit fields. This problem becomes even more evident when considering more complicated geometries where all nanowires cannot be aligned in the same direction, like the ones proposed to demonstrate Majorana non-abelian statistics in real space [11–13].

Magnetic materials are alternatives to the use of external magnetic fields. This idea was discussed by some early works in the field, where magnetic insulators (MI) were used to induce spin splitting by means of stray fields [14, 15]. However, clean interfaces with a MI lead also to the induction of exchange fields in the proximitized materials. These provide a more effective tool to control the local spin splitting.

Developments in the fabrication technology have enabled the integration of thin layers of the MI EuS in the hybrid Sm-Sc InAs-Al nanowires with excellent quality of the interfaces [16–18]. This material has also been tested in combination with Au showing signatures consistent with the presence of Majorana bound states [19].

In experiments with ferromagnetic hybrid nanowires, spectroscopic measurements have shown the onset of a zero-bias peak which has been interpreted as a signature of localized Majorana bound states at their ends [20]. This signature has been detected only when the Al and the EuS layers overlap, Fig. 1 (a). Samples with non-overlapping facets, like Fig. 1 (b), have shown no signatures of topological phases. This behavior is in contrast with expectations as the original purpose of introducing a MI in the heterostructure was to induce an exchange field in the Sm, by the proximity effect at the MI-Sm interface [21]. In these devices, however, the induced exchange field in the Sm is weak and short-range [18, 20]. For this reason, the topological transition requires a tuning of the electrostatic gates, as pointed out by recent theory works [22, 23]. Another effect of the MI layer is to induce an exchange field in the Sc due to the proximity effect taking place at the Sc-MI interface [24, 25]. Many experimental works have verified a strong effect of MI on thin Sc layers in terms of an induced spin splitting of the Sc density of states [26–31]. If a direct effect of the MI on the Sm is excluded, an alternative hypothesis is that the

induction of an exchange field in the Sm could be mediated by the spin-split Sc which induces superconductivity and exchange field at the same time.

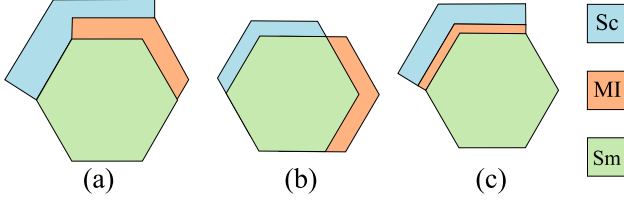


FIG. 1. Sketch of the cross section of a Sm nanowire in proximity to a Sc and a MI. (a) shows a Sm nanowire with partially overlapping Sc and MI, where a zero bias peak has been recently reported [20]. (b) Sm nanowire with no overlap between the Sc and MI layers, which did not show signatures of topological superconductivity [20]. (c) Sm nanowire with completely overlapping Sc and a thin MI layer. Measures of devices of the kind shown in figure (c) have not been reported yet.

In this article, we provide a theory for the combined superconductivity and magnetic proximity effect in Sc-MI-Sm and MI-Sc-Sm heterostructures, as illustrated in Fig. 2. We show that the combined magnetic and superconducting proximity effects of a spin-split Sc cannot induce, alone, topological phases in the Sm. We propose a new heterostructure layout where the above mentioned limitation can be overcome by a thin film of MI between the Sm and the Sc leading to a spin-dependent tunnel barrier as illustrated in Fig. 1 (c). Our proposal exhibits a parameter region where topological superconductivity is present in the Sm for strong enough spin-dependent tunneling.

II. MODEL

The introduction of a MI induces several effects in the Sm-Sc heterostructure whose presence and strength depend on the geometry of the device, as shown in Fig. 2.

One of the effects of the MI layer is the induction of an exchange field in both the Sm and the Sc. This is due to the microscopic scattering interaction of the electrons with the localized magnetic moments in the MI. We can describe the effect of the interface by means of a Heisenberg-like term $H_{\text{int}} = -\int d^3r J \mathbf{S}^{\text{MI}} \cdot \mathbf{S}$, which describes the coupling between the spin density of the metals \mathbf{S} , with the localized spins in the insulator, \mathbf{S}^{MI} . The coupling strength J is related to the exchange integral between the localized orbitals and the free electron and could be in principle different for the conduction band electrons of the MI and the electrons in the proximitized material [32]. These considerations apply to ferromagnetic materials as well as antiferromagnetic insulators [33]. We consider the width of the Sc layer

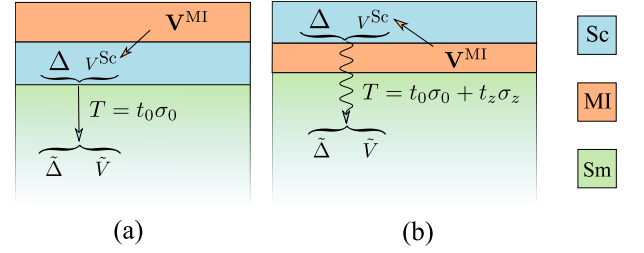


FIG. 2. Sketch representing the proximity effects in the systems considered in this work. In the illustrations, V^{MI} is the native exchange splitting in the magnetic insulator, Δ and V^{Sc} are the gap parameter and the MI-induced exchange field in the Sc, while $\tilde{\Delta}$ and \tilde{V} are the Sc-induced gap and exchange field in the Sm. The matrix T is the hopping matrix of the tunneling Hamiltonian which couple the two materials. In Fig. (a), the magnetic insulator is inducing an exchange field in the Sc. The spin-split Sc is coupled to the Sm by a spin symmetric tunneling Hamiltonian. In Fig. (b), a thin magnetic insulator layer is placed between the Sc and Sm. The MI induces an exchange field in the Sc, also providing a spin-dependent tunneling barrier between the Sc and the Sm. In both cases, we are ignoring the effect of the MI on the Sm as it will only increase \tilde{V} close to the interface to the MI.

to be smaller than the superconducting coherence length ξ_0 , which is also the characteristic decay length for the induced exchange field in a Sc-MI heterostructure [25]. In the experiments [20], the MI layer has a width of few nanometers while the typical size of a magnetic domain in the EuS is $\sim 10\xi_0$ for EuS-Al heterostructures [30]. Since the dimensions of the systems under consideration are smaller than ξ_0 , we can disregard inhomogeneities and assume that the MI induces a homogeneous exchange field in the Sc which couples with the spin degree of freedom of the electrons by the Zeeman term $H_Z = \mathbf{V}^{\text{Sc}} \cdot \boldsymbol{\sigma}$.

We disregard the induced exchange field in the Sm as experimental evidence suggests that it is small in devices [18, 20], but we note that it can lead to topological superconductivity by careful control of the gate voltages [22, 23]. Moreover, it is providing a direct enhancement of the Zeeman energy in the Sm, enlarging the topological region in our model. We also neglect the magnetic orbital effects induced by the stray field of the MI as this effect is usually weaker than the exchange field [16].

If the MI considered is a magnetic semiconductor like EuS, the conduction band is not accessible at low temperatures. However, the modest band gap and the use of thin films can be used to fabricate spin filter tunnel barriers that allow spin-dependent tunneling through it when placed between two metallic regions [32]. This setup is illustrated in Fig. 2 (b).

In the following, we compare the two different situations represented in Fig. 2. For the case shown in Fig. 2 (a), the MI only cause a spin splitting in the SC density of states. This situation is relevant for the geometry shown

in Fig. 1 (a) where a thick MI layer is placed in between the two materials such that the tunneling is strongly suppressed [20]. In Fig. 2 (b) we show a different situation where a thin layer of MI is placed in between the Sc and Sm. This provides a spin filter tunnel barrier, having a weak effect on the Sm density of states. This applies to the device geometry shown in Fig. 1 (c) but could also be relevant in the case of Fig. 1 (a) if the MI layer is sufficiently thin; in this case, all the interfaces contribute to the tunneling processes.

To simplify the treatment, we consider a translation invariant system along the z direction consisting of a single-channel Sm coupled to a Sc. The complete Hamiltonian of the system reads

$$H = H_{\text{Sm}} + H_{\text{Sc}} + H_t. \quad (2)$$

The Sm is described by

$$H_{\text{Sm}} = \sum_{p_z} \left(\frac{p_z^2}{2m_{\text{Sm}}^*} - \mu_{\text{Sm}} \right) c_{p_z}^\dagger \sigma_0 c_{p_z} + p_z c_{p_z}^\dagger \alpha_x \sigma_y c_{p_z}, \quad (3)$$

where we use the spinors $c_{p_z} = (c_{p_z\uparrow}, c_{p_z\downarrow})$ and $c_{p_z\sigma}$ is the electron annihilation operator in the Sm, while α_x is the spin-orbit coupling strength.

The bare Hamiltonian for the Sc is given by

$$H_{\text{Sc}} = \sum_{np_z} \xi_{np_z} a_{np_z}^\dagger \sigma_0 a_{np_z} + a_{np_z}^\dagger \mathbf{V}^{\text{Sc}} \cdot \boldsymbol{\sigma} a_{np_z} + \left(a_{np_z}^\dagger \boldsymbol{\Delta}_{np_z} i \sigma_y a_{n-p_z}^\dagger + \text{h.c.} \right), \quad (4)$$

where a_{np_z} is the electron annihilation operator for mode n in the Sc and $\xi_{np_z} = \frac{p_z^2}{2m_{\text{Sc}}} + \varepsilon_n - \mu_{\text{Sc}}$. We neglect possible superconductive interband coupling and we assume singlet pairing in the parent superconductor gap matrix $\boldsymbol{\Delta}_{np_z} = \Delta_{0,np_z} \sigma_0$. As anticipated, in our model the Sc feature a homogeneous exchange field $\mathbf{V}^{\text{Sc}} = V_z \mathbf{e}_z$ induced by the nearby MI which we will consider to be aligned to the wire. An important quantity is the distribution of the transverse modes in the Sc, ε_n , which strongly depends on the device geometry. It ranges from a value larger than the superconducting gap for very thin Scs, to zero in bulk materials.

The Sc and Sm regions are coupled by a spin-dependent, momentum conserving, tunneling Hamiltonian

$$H_t = \sum_{np_z} (c_{p_z}^\dagger T_{np_z} a_{np_z} + \text{h.c.}), \quad (5)$$

where the hopping matrix T_{np_z} describes the electron tunneling processes taking place at the interfaces between the materials. We can write T_{np_z} in the basis of Pauli matrices $T_{np_z} = t_{0,np_z} \sigma_0 + \sum_i t_{i,np_z} \sigma_i$. In the following, we will set $t_{x,np_z} = t_{y,np_z} = 0$ as they are negligible for an uniformly polarized MI layer. Moreover, we will only consider the case of real and positive t_{0,np_z} and t_{z,np_z} .

This is justified as we are assuming that spin-orbit coupling is absent in the Sc. An extended derivation with all the terms can be found in the appendix A.

The bare Sc retarded Green function in the basis of time-reversed pairs reads:

$$G_{\text{Sc}}^R(\omega, n, p_z) = \left[(\omega + i0^+) \tau_0 \sigma_0 - \xi_{np_z} \tau_z \sigma_0 - \boldsymbol{\Delta}_{np_z} \tau_x \sigma_0 - V_z \tau_0 \sigma_z \right]^{-1}, \quad (6)$$

where the τ_i matrices are the Pauli matrices in the particle-hole space. In this work we ignore any back action of the Sm on the Sc since the electron density in the Sm is orders of magnitude smaller than the one in the Sc.

The retarded Green function of the Sm reads $G_{\text{Sm}}^R(\omega, n, p_z) = [\omega + i0^+ - H_{\text{Sm}}(p_z) - \Sigma(\omega, p_z)]^{-1}$ where the self energy $\Sigma(\omega, n, p_z) = \sum_n T_{np_z} G_{\text{Sc}}^R(\omega, n, p_z) T_{np_z}^\dagger$ describes the coupling to the Sc. This allow us to write a low-energy effective model for the Sm. Since we focus on the region near the quantum phase transition characterized by the gap closing, we will work with the effective Hamiltonian $H_{\text{eff}} = H_{\text{Sm}} + \tilde{H}_0$ where the induced Hamiltonian is $\tilde{H}_0 = \Sigma(\omega = 0)$. Indeed, we can split the effective Hamiltonian in three different contributions:

$$\begin{aligned} \tilde{H}_0 = & \sum_{p_z} c_{p_z}^\dagger \tilde{\mu}(p_z) \sigma_0 c_{p_z} + \\ & + c_{p_z}^\dagger \tilde{V}_z(p_z) \sigma_z c_{p_z} + \\ & + \left(c_{p_z}^\dagger \tilde{\Delta}(p_z) i \sigma_y c_{-p_z}^\dagger + \text{h.c.} \right), \end{aligned} \quad (7)$$

with $\tilde{\Delta}(p_z) = \tilde{\Delta}_0(p_z) \sigma_0 + \sum_i \tilde{\Delta}_i(p_z) \sigma_i$. These three terms describe the shift in the chemical potential, the induced exchange field and the induced superconducting gap matrix in the Sm. The explicit form of these contributions are:

$$\tilde{V}_z^{(1)}(p_z) = \sum_n \frac{V_z (t_{0,np_z}^2 + t_{z,np_z}^2)}{\xi_{np_z}^2 + \Delta_{0,np_z}^2 - V_z^2}, \quad (8)$$

$$\tilde{V}_z^{(2)}(p_z) = \sum_n \frac{-2\xi_{np_z} t_{z,np_z} t_{0,np_z}}{\xi_{np_z}^2 + \Delta_{0,np_z}^2 - V_z^2}, \quad (9)$$

$$\tilde{\Delta}_0(p_z) = \sum_n \frac{\Delta_{0,np_z} (t_{0,np_z}^2 - t_{z,np_z}^2)}{\xi_{np_z}^2 + \Delta_{0,np_z}^2 - V_z^2}, \quad (10)$$

where we have divided the induced Zeeman term in two contribution $\tilde{V}_z = \tilde{V}_z^{(1)} + \tilde{V}_z^{(2)}$. The first one is proportional to the splitting in the parent Sc while the second one is linked to the spin asymmetric tunneling amplitude of the barrier t_z . If we consider the energy dependence, a triplet component $\tilde{\Delta}_z$ is also present but it vanishes at $\omega = 0$, thus only the singlet pairing $\tilde{\Delta}_0$ survives. We will assume from now on that the parent Sc gap is homogeneous and equal for each transverse mode of the Sc, i.e. $\Delta_{0,np_z} = \Delta_0$.

III. RESULTS

A. Semiconductor symmetrically coupled to a spin-split superconductor

In this section, we show that the combined superconducting and exchange proximity effects induced by the coupling to a spin-split Sc cannot induce alone a topological transition in the Sm. We consider a system like the one sketched in Fig. 2 (a). In this case, the MI induces a spin splitting in the Sc. The Sc, in turn, induces superconductivity and an exchange field in the Sm. To check the presence of topological phases, we calculate the ratio between the induced exchange field, \tilde{V}_z , and the gap, $\tilde{\Delta}_0$. Topological phases appear when the condition in Eq. (1) is met, which leads to a closing of the superconducting gap at $p_z = 0$. For this reason, we focus on this point in the following. A necessary condition to satisfy the inequality is having a gap polarization ratio $V_z/\Delta > 1$.

Taking the ratio of Eqs. (8) and (10) with $t_z = 0$, we see that

$$\left| \frac{\tilde{V}_z}{\tilde{\Delta}_0} \right| = \left| \frac{V_z}{\Delta_0} \right|, \quad (11)$$

so the induced gap polarization ratio in the Sm is the same as in the Sc.

However, in the parent Sc the gap polarization ratio V^{Sc}/Δ_0 has to be less than unity, otherwise superconductivity is suppressed in the parent gap. In the case of a large homogeneous Sc, this ratio is limited by the stricter Chandrasekar-Clogston bound, which dictates that a finite superconducting gap can be only maintained if $V^{\text{Sc}}/\Delta_0 < 1/\sqrt{2}$ [34, 35]. For thin Sc films, quantum confinement cause an increase of the superconducting gap leading to system that survive under stronger exchange fields. However, the Chandrasekar-Clogston limit still holds in terms of gap polarization ratio [36]. Moreover, even before this limit, the gap parameter in a clean Sc subjected to strong exchange fields cease to be spatially homogeneous [37, 38]. Therefore, we conclude that it is not possible to obtain topological phases by coupling a spin-split Sc to a Sm. This results is independent of the mode distribution in the Sc within the constant Δ_0 and V_z approximation. The same result is found for a continuous flat density of transverse modes in the Sc where Δ_0 is taken finite and constant for a wide range of energies being zero otherwise, as shown in Appendix B. In this case, the Zeeman term can be weakly enhanced but this effect is totally negligible in realistic systems.

B. Spin-dependent tunneling

We consider now the case of a spin-asymmetric tunneling between the Sc and the Sm, taken as momentum independent for simplicity, and described by $T = t_0\sigma_0 + t_z\sigma_z$.

As Eqs. (8–10) show, all the induced terms in the effective Hamiltonian are strongly dependent on the distribution of the transverse Sm modes with respect to the chemical potential in the Sc. In particular, they decay with the energy difference between the bottom of the subband and the chemical potential. This means that modes close to the Fermi energy at $p_z = 0$ give the dominant contribution to the induced superconducting pairing and exchange fields.

We first analyze the contribution of an isolated mode to the effective Hamiltonian, as the ones from different modes just add up. The behavior of the induced term in the effective Hamiltonian is illustrated in Fig. 3. As we can see, the two terms of the induced exchange field $V_z^{(1)}$ and $V_z^{(2)}$ sum constructively in the region $\mu_{\text{Sc}} > \varepsilon_n$. Both \tilde{V}_z and $\tilde{\Delta}_0$ decay for $|\xi_{n,0}| \rightarrow \infty$, leading to the existence of an optimal zone where both the induced exchange field and superconducting pairing are maximal and $|\tilde{V}_z| > |\tilde{\Delta}_0|$. This would be the ideal region for searching for topological superconductivity.

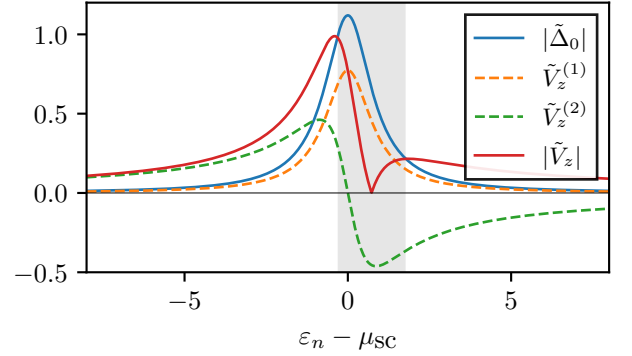


FIG. 3. Induced gap $\tilde{\Delta}_0$ (blue line), exchange field contributions $\tilde{V}_z^{(1)}$ and $\tilde{V}_z^{(2)}$ (dashed lines) and total spin splitting $\tilde{V}_z = \tilde{V}_z^{(1)} + \tilde{V}_z^{(2)}$ (red line) at $p_z = 0$ induced in the Sm. We show results for a single transverse mode of a spin-split Sc as a function of the chemical potential in the Sc, $\mu_{\text{Sc}} - \varepsilon_0$. Parameters: $\Delta_0 = 1$, $t_0 = 1$, $t_z = 0.4$, $V_z = 0.5$. The area with gray background is topologically trivial while the one with white background satisfies the condition $|\tilde{V}_z| > \tilde{\Delta}_0$.

In general, a spin-dependent component t_i in the tunneling matrix enhances the collinear component in the exchange field \tilde{V}_i while suppress the non-collinear components and the superconducting gap in the Sm. From Eqs. (8–10) we see that $\tilde{\Delta}$ and $\tilde{V}_z^{(1)}$ share the same dependence on the Sc band structure (they decay as $\sim \xi^{-2}$) while having a different prefactor which depends on the tunneling matrix. Therefore, the spin splitting in the Sc will lead to an enhancement of $|\tilde{V}_z|$ and providing a first mechanism to induce topological superconductivity in the Sm.

In contrast to $\tilde{V}_z^{(1)}$, the second contribution $\tilde{V}_z^{(2)}$ to the induced exchange field in the semiconductor is to-

tally independent of the spin polarization in the parent superconductor. This term depends solely on the spin-asymmetric component of the tunneling Hamiltonian. Moreover, $\tilde{V}_z^{(2)}$ has an energy dependence $\sim \xi^{-1}$, with a sign that depends on the relative position of the mode to the Sc Fermi energy. Since $\tilde{\Delta}_0$ and $\tilde{V}_z^{(2)}$ decay as $\sim \xi^{-2}$, $\tilde{V}_z^{(1)}$ dominates as the energy difference between the Sm and Sc modes increases. This contribution exhibits a sign change, which leads to a cancellation of $\tilde{V}_z^{(2)}$ in the limit of small energy separation between modes. However, in thin Scs, the transverse modes can exhibit a large energy separation because of quantum confinement effects. The terms $\tilde{\Delta}_0(\xi_{n,p_z=0})$ and $\tilde{V}_z^{(2)}(\xi_{n,p_z=0})$ have a Lorentzian shape with a full width at half maximum $\Gamma = \sqrt{\Delta_0^2 - V_z^2}$. We can use it as a reference to distinguish between discrete modes, $\delta\varepsilon \gg \Gamma$, and a continuum distribution of modes, $\delta\varepsilon \ll \Gamma$, where $\delta\varepsilon$ is the average separation of modes.

C. Combined proximity effect dominated by one transverse mode

If the separation between transverse modes in the Sc is large enough, the contribution of the mode closest to the chemical potential dominates over the other ones. We can visualize this system like two coupled one dimensional wires, one with both spin splitting and superconductivity while the other features only spin-orbit coupling. In the rest of this section, we set the energy of the bottom of the single band to zero, $\varepsilon_0 = 0$, as it only causes a shift of the energy scale. In this way $\mu_{Sc} = -\xi_{0,p_z=0}$.

The topological transition can occur when the induced exchange field is larger than the induced gap. In this specific case, both the spin splitting and the superconducting pairing are inherited by the parent Sc, while the effective chemical potential is the sum of the bare nanowire electrochemical potential and the renormalization term induced by the proximity effect. To identify the critical lines, we impose the condition $\tilde{V}_z^2 = (\mu_{Sm} + \tilde{\mu})^2 + \tilde{\Delta}_0^2$. To simplify the calculation, we take the limit $\Delta_0 \rightarrow 0$ as the chemical potential of the Sc is usually much bigger than the gap parameter. In this way we find the analytical condition

$$\begin{aligned} t_z &= +t_0 \pm \sqrt{+V^z \mu_{Sm} + \mu_{Sm} \mu_{Sc}}, \\ t_z &= -t_0 \pm \sqrt{-V^z \mu_{Sm} + \mu_{Sm} \mu_{Sc}}. \end{aligned} \quad (12)$$

This result allows us to identify the regions in the parameter space where topological phases can exist. The same result can be obtained by calculating analytically the Pfaffian invariant of this system as shown in Appendix C. An illustration of the phase diagram of this simple system is shown in Fig. 4. Topological superconductivity appears for a relatively wide range of parameters. Except for very low tunneling amplitudes, topological superconductivity is present in the region where

$t_z/t_0 \sim 1$, which is the point corresponding to one spin tunneling component being completely suppressed (perfect spin filter). A strong polarization of the barrier, however, tends also to suppress the induced gap, closing it for $t_z/t_0 = 1$. The topological region can be enlarged by controlling the chemical potential of the Sm and Sc. Indeed, the size of the topological region depends on the product $\mu_{Sm}\mu_{Sc}$, as shown in Eqs. (12).

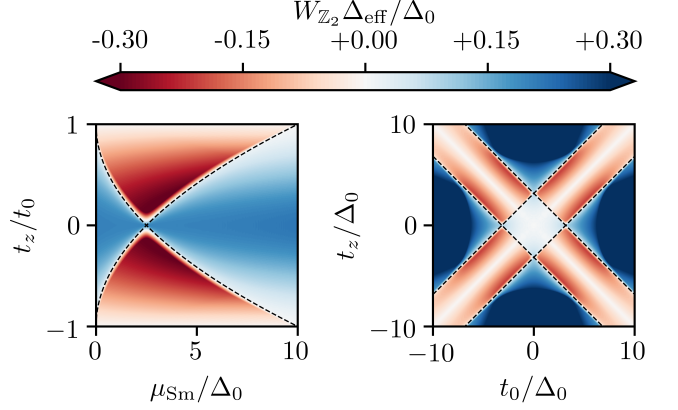


FIG. 4. Phase diagram for a single mode Sm coupled to a single mode Sc showing the effective gap in the Sm $|\Delta_{\text{eff}}| = \min_{n,p_z} E_{n,p_z}$, where E_{n,p_z} are the Hamiltonian eigenvalues, with sign given by the topological invariant W_{Z_2} as discussed in Appendix C. The black dashed lines which demarcate the boundaries of the topological region (red color) are described by Eq. (12). We have set $V_z = 0$, which leads to $\tilde{V}_z^{(1)} = 0$. The remaining parameters are $\mu_{Sc}/\Delta_0 = 10$, $m_{Sc}^* = 1$, $m_{Sm}^* = 0.25$, $\alpha_x/\Delta_0 = 5$. For the left panel we take $t_0 = 5$ while for the right panel $\mu_{Sm}/\Delta_0 = 1$.

The first conclusion is that the effect of the spin splitting of the Sc is negligible for realistic parameters, as it appears summed to the Sc Fermi energy which is many orders of magnitude bigger (12). Analyzing the behavior with respect to the tunneling parameters, it can be noticed that there exists a region corresponding to the coupling $t_0 \sim \pm \sqrt{-V^z \mu_{Sm} + \mu_{Sm} \mu_{Sc}}$ where a small polarization of the barrier can induce a topological phase with a relatively big gap. Since the chemical potential in the nanowire is tunable by means of electrostatic gates, it is in principle possible to set the operating point of the device near this optimal point.

D. Superconductor with several relevant transverse modes

In a more realistic scenario, the Sc features many transverse modes. In this case, Eqs. (8–10) explains how the induced terms in the Sm effective Hamiltonian are determined by the sum of the contributions of each mode. The relative position of the transverse modes in the Sc strongly affects the gap polarization in the Sm and becomes thus a critical factor for the appearance of the

topological phase. However, in the systems of interests, the dimensions of the Sc section vary from a few to hundreds of nanometers. At these length scales, the effect of quantum confinement could separate the Sc subbands such that it is not possible to treat the density of state like a continuum in every situation. Indeed, if the average energy separation between the transverse modes is $\delta\varepsilon \gtrsim \Gamma$, the resonance peaks do not overlap entirely and the resonance peaks of $V_z^{(2)}$ do not completely cancel out. In this case, the net exchange field experienced in the Sm will be due by the sum of the contribution of each transverse mode.

To provide a more clear picture, we consider the case where the band structure of the Sc can be described by perfectly equidistant transverse modes. In this case, $\delta\varepsilon$ is exactly the relative separation between the levels. This approximation is consistent with the continuum limit since, for a 2D system, we can expect a constant density of transverse modes $g_m = (\delta\varepsilon)^{-1}$. We also define $\delta\mu_{\text{Sc}}$ as the relative position of the Fermi energy in the Sc from the middle of the band. We proceed by summing over the modes contributions following Eqs. (8–10) to derive the value of the induced terms in the effective Hamiltonian (detailed calculation can be found in Appendix D). The behavior of the induced terms for $p_z = 0$ are illustrated in Fig. 5.

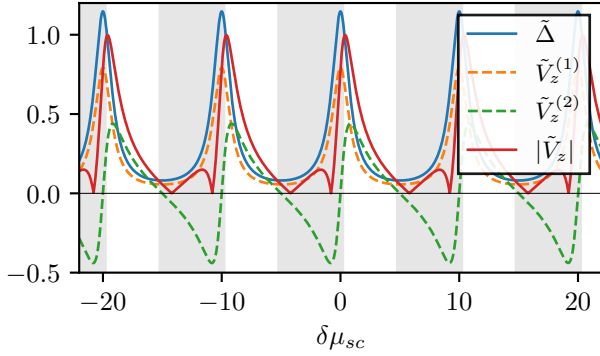


FIG. 5. Induced gap $\tilde{\Delta}_0$ (blue line), exchange field contributions $\tilde{V}_z^{(1)}$ and $\tilde{V}_z^{(2)}$ (dashed lines) and total spin splitting $\tilde{V}_z = \tilde{V}_z^{(1)} + \tilde{V}_z^{(2)}$ (red line) at $p_z = 0$ in the Sm in the case of a multimode Sc. Parameters: $\Delta_0 = 1$, $t_0 = 1$, $t_z = 0.4$, $V_z = 0.5$, $\delta\varepsilon = 10$. The area with gray background is topologically trivial while the one with white background satisfy the condition $|\tilde{V}_z| > \tilde{\Delta}_0$. The effect of the resonance peaks in $\tilde{V}_z^{(2)}$ cause an oscillation between topologically trivial and nontrivial phases while varying the chemical potential in the Sc.

By varying the chemical potential in the Sc, as the subbands cross the Fermi energy we see an alternation of trivial regions (gray background) and regions where topological superconductivity can appear by tuning μ_{Sm} (white background). This behavior is more clearly illustrated by the topological invariant and the superconduct-

ing gap, shown in Fig. 6. In this figure, the gap is given by the smallest eigenvalue of the effective Hamiltonian (7).

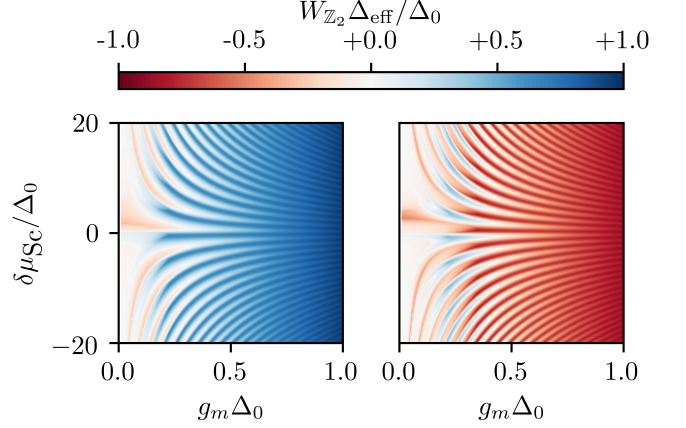


FIG. 6. Phase diagram for a single mode Sm coupled to a multimode Sc, showing the effective gap in the Sm $|\Delta_{\text{eff}}| = \min_{n,p_z} E_{n,p_z}$, where E_{n,p_z} are the Hamiltonian eigenvalues, with sign given by the topological invariant $W_{\mathbb{Z}_2}$. We observe an oscillation between the topological (red) and trivial (blue) phases as we vary the chemical potential measured from the middle of the band $\delta\mu_{\text{Sc}}$. As the density of transverse modes g_m increase, the peaks get closer and overlap until they merge in the limit $g_m \gg (\Delta_0)^{-1}$. In the continuum limit the system is in a globally trivial or topological phase depending on the condition in Eq. (14). We assume that the chemical potential in the Sm is tuned such that $\mu_{\text{Sm}} = -\bar{\mu}$. Parameters used: $m_{\text{Sc}}^* = 1$, $m_{\text{Sm}}^* = 0.2$, $\alpha_x/\Delta_0 = 20$, $V_z/\Delta_0 = 0.5$, $t_0/\Delta_0 = 1$. For the left panel $t_z/\Delta_0 = 0.4$ was used, while for the right panel $t_z/\Delta_0 = 0.7$ was used.

The observation of an alternation of topological and trivial phases while varying $\delta\mu_{\text{Sc}}$ is consistent with Fig. 5. The limit $g_m \ll 1/\Delta_0$ corresponds to a large Sc where the effect of quantum confinement becomes completely negligible. This behavior can be realized if the average separation of transverse mode is such that $\delta\varepsilon \ll \Gamma$. In this limit, we observe the peaks of the modes to overlap completely leading to a globally trivial or topological phase, depending on the polarization of the spin filter barrier t_z/t_0 . A quantitative criterion can be obtained by integrating Eqs. (8–10) over a constant density of transverse modes as shown in Appendix B. In this limit, the term in Eq. (9) vanishes and we get for the gap polarization

$$\left| \frac{\tilde{V}_z}{\tilde{\Delta}_0} \right| = \left| \frac{V_z}{\Delta_0} \right| \left| \frac{t_0^2 + t_z^2}{t_0^2 - t_z^2} \right|. \quad (13)$$

We note that the spin-dependent tunneling leads to an enhancement of the induced exchange field, while reducing the induced superconducting gap. This effect can be used to bring the ratio above one, closing the gap at $p_z = 0$ and inducing a quantum phase transition to the topological phase. Therefore, the spin-asymmetric tunneling, like in the case of Fig. 2 (b), provides a way

to overcome the limitation of Eq. (11) and to induce a phase transition to the topological phase. The topological phase appears for a barrier polarization

$$\frac{t_z}{t_0} > \sqrt{\frac{1 - |V_z/\Delta_0|^2}{1 + |V_z/\Delta_0|^2}}. \quad (14)$$

IV. DISCUSSION

In this section, we discuss the applicability of the spin tunneling mechanism for generating topological superconductivity to the case of EuS-Al-InAs platforms.

EuS is a magnetic semiconductor with an optical bandgap of $E_g = 1.65$ eV which can be effectively tuned by quantum confinement and therefore it depends on the film thickness [39]. The magnetic properties of this material are attributed to the Eu atoms which are characterized by strongly localized half-filled $4f$ shells. They behave as localized spins with a magnetic moment of around $7\mu_B$. For this reason, the EuS can be well described as a Heisenberg ferromagnet with a Curie temperature of $T_m = 16.6$ K [40, 41]. The magnetization induce a splitting of the conduction band of around $\Delta E_c = 0.36$ eV [42]. These properties are very promising in the view of fabricating spin filter tunnel barriers.

As discussed in the previous section, the behavior of the system is strongly dependent on the band structure of the Sc, which is controlled by the dimension of the Al region. If a wide Al shell is used, the transverse modes of the nanowire will be densely distributed in the energy spectrum. In this case, $\tilde{V}_z(2)$ vanish in the integration. Topological superconductivity can only be induced using the spin-asymmetric tunneling to enhance $\tilde{V}_z^{(1)}$ while suppressing $\tilde{\Delta}_0$, as summarized in Eq. (13).

To check if the ferromagnetic hybrid nanowire is in this regime, we can estimate the average mode separation by a simple particle in a box model $\delta\varepsilon \simeq \frac{\hbar^2}{2m_{Sc}^*} \frac{\pi^2}{L_{Sc}^2}$, where L_{Sc} refers to the bigger dimension of the Sc shell. Assuming that $\Gamma \sim 100$ μ eV, which is in line with the experimental measurements of Al-EuS heterostructures [20, 30], we estimate that, in order to observe well-separated modes, the maximum dimension of the shell should be in the order of 60 nm. In experiments, the facet length is around 60 nm [20]. For this reason, we expect the contributions of the modes in the Sc to overlap significantly.

Previous measurements performed on EuS-Al heterostructures have shown a polarization of around 50% of the gap [30]. In this case, applying (14), we can estimate that a spin-dependent barrier with a 58% polarization is enough to bring the Sm to the topological regime.

Estimating the optimal magnetic barrier length to achieve this polarization is a complicated task as strong spin-polarized band bending is expected at the interfaces. In general, as the barrier gets thicker we can expect a stronger polarization, but at the same time the total transmission gets strongly reduced. Therefore, the opti-

mal barrier length would be determined by the trade off between a strongly polarizing thick barrier which however suffers low transparency, and a thin transparent barrier with low polarization.

The introduction of MI in 2DEG is more challenging as the geometry and fabrication constraints make particularly complicated to introduce at the same time Sc-Sm, MI-Sm and MI-Sc interfaces. The use of MI as a spin filter tunnel barrier simplify the design of topological quantum devices which can require only an Sc-MI and MI-Sm interface. Using this new operating principle, the geometry sketched in Fig. 2 (b) can provide a viable alternative to achieve zero-field topological superconductivity in 2DEG materials.

Finally, we note how both nanowires Sc shell and Sc layers in 2DEG system are around 5 nm thick, so we can already expect measurable effect of quantum confinement in this direction. For this reason, we could expect that the resonance effect discussed previously can be measured by scaling down the width of the devices.

V. CONCLUSIONS

In this work, we have demonstrated that a spin-split superconductor cannot induce, alone, topological superconductivity in a spin-orbit-coupled semiconductor by the combined superconducting and magnetic proximity effect. This is in contradiction with the hypothesis that topological transitions in the semiconductor are caused by a superconductor-mediated exchange field in nanowire in experiments. We have shown how a spin-filter tunnel barrier, provided by a thin magnetic insulating layer between the semiconductor and the superconductor, can overcome this limitation. The spin-dependent tunneling suppresses the induced superconducting gap while enhancing the spin splitting, thus providing a way to bring the system to a topological phase. In the case of a distribution of discrete modes in the superconductor, the phase diagram exhibits an alternation of trivial and topological regions due to a change on the sign in the contributions to the exchange field. The net induced exchange field strongly depends on the relative energy difference of the closest levels to the Fermi energy in the superconductor. While this mechanism is unlikely to explain results in [20] because of the sizeable EuS layer thickness, spin filter tunnel barriers can be exploited in the next generation of topological superconducting devices without magnetic field. Spin filter tunnel barrier can be achieved by depositing a thin film of around a nanometer of a ferromagnetic insulator at the interface between the superconductor and the semiconductor. The proposed mechanism can be exploited in the hybrid superconductor-semiconductor platforms, including nanowires and 2DEG systems.

VI. ACKNOWLEDGMENTS

This research was supported by the Danish National Research Foundation, the Danish Council for Independent Research — Natural Sciences, and by the Microsoft

Corporation. This project has received funding from the *European Research Council (ERC)* under the *European Union's Horizon 2020 research and innovation programme* under grant agreement No. 856526. R.S.S. and M.L. acknowledge funding from QuantERA project “2D hybrid materials as a platform for topological quantum computing” and from NanoLund.

-
- [1] Y. Oreg, G. Refael, and F. Von Oppen, *Phys. Rev. Lett.* **105**, 177002 (2010), [arXiv:1003.1145](#).
 - [2] R. M. Lutchyn, J. D. Sau, and S. Das Sarma, *Phys. Rev. Lett.* **105**, 077001 (2010).
 - [3] A. Y. Kitaev, *Physics-Uspekhi* **44**, 131 (2001), [arXiv:0010440 \[cond-mat\]](#).
 - [4] C. Nayak, S. H. Simon, A. Stern, M. Freedman, and S. Das Sarma, *Rev. Mod. Phys.* **80**, 1083 (2008), [arXiv:0707.1889](#).
 - [5] R. M. Lutchyn, E. P. Bakkers, L. P. Kouwenhoven, P. Krogstrup, C. M. Marcus, and Y. Oreg, *Nat. Rev. Mater.* **3**, 52 (2018), [arXiv:1707.04899](#).
 - [6] S. Vaitiekėnas, A. M. Whiticar, M. T. Deng, F. Krizek, J. E. Sestoft, C. J. Palmstrøm, S. Martí-Sánchez, J. Arbiol, P. Krogstrup, L. Casparis, and C. M. Marcus, *Phys. Rev. Lett.* **121**, 1 (2018), [arXiv:1802.04210](#).
 - [7] J. Shabani, M. Kjaergaard, H. J. Suominen, Y. Kim, F. Nichele, K. Pakrouski, T. Stankevič, R. M. Lutchyn, P. Krogstrup, R. Feidenhans'l, S. Kraemer, C. Nayak, M. Troyer, C. M. Marcus, and C. J. Palmstrøm, *Phys. Rev. B* **93**, 1 (2016), [arXiv:1511.01127](#).
 - [8] F. Pientka, A. Keselman, E. Berg, A. Yacoby, A. Stern, and B. I. Halperin, *Phys. Rev. X* **7**, 021032 (2017).
 - [9] M. Hell, M. Leijnse, and K. Flensberg, *Phys. Rev. Lett.* **118** (2017), [10.1103/PhysRevLett.118.107701](#), [arXiv:1608.08769](#).
 - [10] A. Fornieri, A. M. Whiticar, F. Setiawan, E. Portolés, A. C. C. Drachmann, A. Keselman, S. Gronin, C. Thomas, T. Wang, R. Kallagher, G. C. Gardner, E. Berg, M. J. Manfra, A. Stern, C. M. Marcus, and F. Nichele, *Nature* **569**, 89 (2019).
 - [11] J. Alicea, Y. Oreg, G. Refael, F. von Oppen, and M. P. A. Fisher, *Nature Physics* **7**, 412 (2011).
 - [12] D. Aasen, M. Hell, R. V. Mishmash, A. Higginbotham, J. Danon, M. Leijnse, T. S. Jespersen, J. A. Folk, C. M. Marcus, K. Flensberg, and J. Alicea, *Phys. Rev. X* **6**, 1 (2016), [arXiv:1511.05153](#).
 - [13] T. Karzig, C. Knapp, R. M. Lutchyn, P. Bonderson, M. B. Hastings, C. Nayak, J. Alicea, K. Flensberg, S. Plugge, Y. Oreg, C. M. Marcus, and M. H. Freedman, *Phys. Rev. B* **95**, 1 (2017), [arXiv:1610.05289](#).
 - [14] L. Fu and C. L. Kane, *Phys. Rev. Lett.* **100**, 096407 (2008), [arXiv:0707.1692](#).
 - [15] J. D. Sau, R. M. Lutchyn, S. Tewari, and S. Das Sarma, *Phys. Rev. Lett.* **104**, 1 (2010), [arXiv:0907.2239](#).
 - [16] Y. Liu, S. Vaitiekėnas, S. Martí-Sánchez, C. Koch, S. Hart, Z. Cui, T. Kanne, S. A. Khan, R. Tanta, S. Upadhyay, M. E. Cachaza, C. M. Marcus, J. Arbiol, K. A. Moler, and P. Krogstrup, *Nano Lett.* **20**, 456 (2020), [arXiv:1910.03364](#).
 - [17] N. V. Blümel, A. Goschew, Y. A. Shokr, and P. Fumagalli, *AIP Adv.* **9**, 035016 (2019).
 - [18] Y. Liu, A. Luchini, S. Martí-Sánchez, C. Koch, S. Schuwalow, S. A. Khan, T. Stankevič, S. Francoual, J. R. Mardegan, J. A. Krieger, V. N. Strocov, J. Stahn, C. A. Vaz, M. Ramakrishnan, U. Staub, K. Lefmann, G. Aeppli, J. Arbiol, and P. Krogstrup, *ACS Appl. Mater. Interfaces* **12**, 8780 (2020), [arXiv:1908.07096](#).
 - [19] S. Manna, P. Wei, Y. Xie, K. T. Law, P. A. Lee, and J. S. Moodera, *Proc. Natl. Acad. Sci.*, 201919753 (2020), [arXiv:1911.03802](#).
 - [20] S. Vaitiekėnas, Y. Liu, P. Krogstrup, and C. M. Marcus, *Nature Physics* (2020), [10.1038/s41567-020-1017-3](#).
 - [21] X. P. Zhang, V. N. Golovach, F. Giazotto, and F. S. Bergeret, *Phys. Rev. B* **101**, 180502 (2020), [arXiv:2002.08230](#).
 - [22] S. D. Escribano, E. Prada, Y. Oreg, and A. Levy Yeyati, Submitted to *arXiv* (2020).
 - [23] B. D. Woods and T. D. Stanescu, [arXiv:2011.01933 \(2020\)](#), [2011.01933](#).
 - [24] A. Millis, D. Rainer, and J. A. Sauls, *Phys. Rev. B* **38**, 4504 (1988).
 - [25] T. Tokuyasu, J. A. Sauls, and D. Rainer, *Phys. Rev. B* **38**, 8823 (1988).
 - [26] P. M. Tedrow, J. E. Tkaczyk, and A. Kumar, *Phys. Rev. Lett.* **56**, 1746 (1986).
 - [27] X. Hao, J. S. Moodera, and R. Meservey, *Phys. Rev. B* **42**, 8235 (1990).
 - [28] C. Ren, J. Trbovic, R. L. Kallagher, J. G. Braden, J. S. Parker, S. Von Molnár, and P. Xiong, *Phys. Rev. B - Condens. Matter Mater. Phys.* **75**, 1 (2007).
 - [29] M. J. Wolf, C. Sürgers, G. Fischer, and D. Beckmann, *Phys. Rev. B - Condens. Matter Mater. Phys.* **90**, 1 (2014), [arXiv:1408.0176](#).
 - [30] E. Strambini, V. N. Golovach, G. De Simoni, J. S. Moodera, F. S. Bergeret, and F. Giazotto, *Phys. Rev. Mater.* **1**, 054402 (2017), [arXiv:1705.04795](#).
 - [31] F. S. Bergeret, M. Silaev, P. Virtanen, and T. T. Heikkilä, *Rev. Mod. Phys.* **90**, 041001 (2018).
 - [32] G. X. Miao and J. S. Moodera, *Phys. Chem. Chem. Phys.* **17**, 751 (2015).
 - [33] A. Kamra, A. Rezaei, and W. Belzig, *Phys. Rev. Lett.* **121**, 247702 (2018), [arXiv:1806.10356](#).
 - [34] B. S. Chandrasekhar, *Appl. Phys. Lett.* **1**, 7 (1962).
 - [35] A. M. Clogston, *Phys. Rev. Lett.* **9**, 266 (1962).
 - [36] P. Wójcik, *J. Supercond. Nov. Magn.* **28**, 339 (2015).
 - [37] P. Fulde and R. A. Ferrell, *Phys. Rev.* **135** (1964), [10.1103/PhysRev.135.A550](#).
 - [38] A. I. Larkin and Y. N. Ovchinnikov, *Zh. Eksp. Teor. Fiz.* **47**, 1136 (1964).
 - [39] P. Pouloupoulos, B. Lewitz, A. Straub, S. D. Pappas, S. A. Droulias, S. Baskoutas, and P. Fumagalli, *Appl. Phys. Lett.* **100**, 211910 (2012).

- [40] W. Müller and W. Nolting, *Phys. Rev. B - Condens. Matter Mater. Phys.* **66**, 1 (2002), [arXiv:0206449 \[cond-mat\]](#).
- [41] W. Müller and W. Nolting, *Phys. Rev. B - Condens. Matter Mater. Phys.* **69**, 1 (2004), [arXiv:0403075 \[cond-mat\]](#).
- [42] P. Wachter, *C R C Crit. Rev. Solid State Sci.* **3**, 189 (1972).
- [43] T. D. Stanescu and S. Das Sarma, *Phys. Rev. B* **96**, 1 (2017), [arXiv:1702.03976](#).
- [44] S. Tewari and J. D. Sau, *Phys. Rev. Lett.* **109**, 1 (2012), [arXiv:1111.6592](#).

Appendix A: Complete self-energy calculation

In this appendix, we discuss more in detail the self-energy model employed to derive the effective Hamiltonian discussed in Eq. (7). We derive a general model, discussing the frequency dependence and the effect of a general hopping matrix with arbitrary direction of the magnetization axis and possible complex hopping amplitude. We study a translation-invariant system consisting of a single channel Sm coupled to a multimode Sc with exchange induced spin splitting described by the Hamiltonian

$$H = H_{\text{Sm}} + H_{\text{Sc}} + H_{\text{t}}, \quad (\text{A1})$$

where the three terms reads:

$$H_{\text{Sm}} = \sum_{p_z} \left(\frac{p_z^2}{2m_{\text{Sm}}^*} - \mu_{\text{Sm}} \right) c_{p_z}^\dagger \sigma_0 c_{p_z} + \sum_{p_z} p_z c_{p_z}^\dagger \alpha_x \sigma_y c_{p_z} \quad (\text{A2})$$

$$H_{\text{Sc}} = \sum_{np_z} \xi_{np_z} a_{np_z}^\dagger \sigma_0 a_{np_z} + V_z a_{np_z}^\dagger \sigma_z a_{np_z} + \left[a_{np_z}^\dagger (i\sigma_y \Delta_{np_z}) a_{n-p_z}^\dagger + \text{h.c.} \right] \quad (\text{A3})$$

$$H_{\text{t}} = \sum_{np_z} (c_{p_z}^\dagger T_{np_z} a_{np_z} + \text{h.c.}) \quad (\text{A4})$$

We adopt the spinor basis $c_{p_z} = (c_{p_z\uparrow} c_{p_z\downarrow})$, where $c_{p_z\sigma}$ is the electron annihilation operator in the nanowire for spin σ . In Eq. (A2) m_{Sm}^* and α_x are the electron effective mass and the spin-orbit coupling in the Sm. The Hamiltonian in Eq. (A3) describes the Sc, where a_{np_z} is the electron annihilation operator for mode n , where we Here, $\Delta_{np_z} = \Delta_{0,np_z} \sigma_0$ is the superconducting gap for each band while we neglect interband coupling, and V_z the induced exchange field by the nearby MI. The two regions are coupled by a spin-dependent tunneling Hamiltonian with hopping matrix T_{np_z} which takes into account all the different electron transmission processes which take place at the interfaces between the different materials in the device. We can write T_{np_z} in the basis of Pauli matrices:

$$T_{np_z} = t_{0,np_z} \sigma_0 + t_{x,np_z} \sigma_x + t_{y,np_z} \sigma_y + t_{z,np_z} \sigma_z, \quad (\text{A5})$$

where the t_i parameters are, in general, complex numbers. The Sc retarded Green function reads in the basis of time-reversed pairs as

$$\begin{aligned} G_{\text{Sc}}^R(\omega, n, p_z) &= [(\omega + i0^+) \tau_0 \sigma_0 - V_z \tau_0 \sigma_z - \xi_{np_z} \tau_z \sigma_0 - \Delta_{np_z} \tau_x \sigma_0]^{-1} = \\ &= \frac{1}{(\omega + i0^+ - V_z \sigma)^2 - \xi_{np_z}^2 + \Delta_{0,np_z}^2} [(\omega + i0^+ - V_z \sigma) \tau_0 + \xi_{np_z} \tau_z + \Delta_{np_z} \tau_x]. \end{aligned} \quad (\text{A6})$$

where τ_i are Pauli matrices for the particle-hole space.

The Green function for the semiconductor subspace reads

$$G_{\text{Sm}}^R(\omega, p_z) = \frac{1}{\omega + i0^+ - H_{\text{Sm}} - \Sigma(\omega, p_z)} \quad (\text{A7})$$

where we have defined the self-energy term as

$$\Sigma(\omega, p_z) = \sum_n T_{np_z} G_S^R(\omega, n, p_z) T_{np_z}^\dagger. \quad (\text{A8})$$

1. Frequency dependence

We now focus on the frequency dependence of the semiconductor Green function. For this reason, we simplify the hopping matrix by assuming that the tunneling matrix has the following form $T_{n,p_z} = t_0 \sigma_0 + t_z \sigma_z$ with t_0 and t_z real and positive. Now we split the self energy like $\Sigma(\omega, p_z) = \tilde{E}(\omega, p_z) + \tilde{H}(\omega, p_z)$ where $\tilde{E} \propto \tau_0 \sigma_0$ while the frequency dependent effective Hamiltonian $\tilde{H}(\omega, p_z)$ contains all the other $\tau_i \sigma_j$ terms. In this section, we study a low-energy model for the semiconductor valid in the limit $\omega \rightarrow 0$. For this reason, we expand the self-energy term keeping the zeroth and first order for each component. The $\tau_0 \sigma_0$ component reads

$$\tilde{E}(\omega, p_z) = -\omega \sum_n \frac{(t_0^2 + t_z^2)(\xi_{np_z}^2 + \Delta_{0,np_z}^2 + V_z^2) - 4t_0 t_z V \xi_{np_z}}{(\xi_{np_z}^2 + \Delta_{0,np_z}^2 - V_z^2)^2} + O(\omega^2). \quad (\text{A9})$$

We further split the effective Hamiltonian according to $\tilde{H}(\omega, p_z) = \tilde{H}_0 + \tilde{H}_1(\omega, p_z) + O(\omega^2)$. The terms in \tilde{H}_0 have the same form as the ones reported in Eqs. (8-10) in the main text and does not depend on the energy, while the first order term in ω is $\tilde{H}_1(\omega) = \tilde{\Delta}_z(\omega, p_z)\tau_x\sigma_z$ where

$$\tilde{\Delta}_z(\omega, p_z) = -\sum_n \omega \frac{2(t_0^2 - t_z^2)V_z\Delta_{0,np_z}}{(\xi_{np_z}^2 + \Delta_{0,np_z}^2 - V_z^2)^2}. \quad (\text{A10})$$

The semiconductor Green function can be rewritten like

$$G_{\text{Sm}}(p_z) = \frac{Z(p_z)}{\omega - Z(p_z)(H_{\text{Sm}}(p_z) - \tilde{H}_0(p_z) + \tilde{H}_1(\omega, p_z))}, \quad (\text{A11})$$

where $Z(p_z) = (1 + C(p_z))^{-1}$ with $\tilde{E} = -\omega C(p_z)$.

We can see that the first order terms are proportional to $\omega/\sqrt{\xi_{np_z}^2 + \Delta_{0,np_z}^2 - V_z^2} < \frac{\omega}{\Gamma}$. Therefore, provided that we are interested on the $|\omega/\Delta_0| \ll 1$ region, we can ignore these terms. This approximation breaks down in the strong coupling regime, namely when the tunneling amplitudes overcomes Δ_0 . In this case, while the phase diagram can be still studied within the $\omega \rightarrow 0$ limit, Eq. (A10) overestimates the size of the induce gap. For a more complete reference to the strong tunneling regime we refer to [43].

2. Case of general tunnel matrix with complex element

We now move to the case of a general tunneling matrix T_{np_z} . In this case we consider only the zeroth order term in ω which is the effective Hamiltonian \tilde{H}_0 (7). We can split it in three different contributions:

$$\tilde{H}_0 = \sum_{p_z} \tilde{\mu}(p_z) c_{p_z}^\dagger \sigma_0 c_{p_z} + c_{p_z}^\dagger \tilde{\mathbf{V}}(p_z) \cdot \boldsymbol{\sigma} c_{p_z} + \left(c_{p_z}^\dagger \tilde{\boldsymbol{\Delta}}(p_z) c_{-p_z}^\dagger + \text{h.c.} \right), \quad (\text{A12})$$

with $\tilde{\boldsymbol{\Delta}}(p_z) = \tilde{\Delta}_0(p_z)\sigma_0 + \tilde{\Delta}_i(p_z)\sigma_i$ and $\tilde{\mathbf{V}} = \tilde{\mathbf{V}}^{(1)} + \tilde{\mathbf{V}}^{(2)}$. The three terms are given by

$$\tilde{\mu}(p_z) = \sum_n \frac{+\xi_{np_z}(|t_{0,np_z}|^2 + |t_{x,np_z}|^2 + |t_{y,np_z}|^2 + |t_{z,np_z}|^2) - V_z[(t_{0,np_z}t_{z,np_z}^* + \text{h.c.}) + (t_{x,np_z}t_{y,np_z}^* - \text{h.c.})]}{\xi_{np_z}^2 + \Delta_{0,np_z}^2 - V_z^2}, \quad (\text{A13})$$

$$\tilde{V}_z^{(1)}(p_z) = \sum_n V_z \frac{|t_{0,np_z}|^2 + |t_{z,np_z}|^2 - |t_{x,np_z}|^2 - |t_{y,np_z}|^2}{\xi_{np_z}^2 + \Delta_{0,np_z}^2 - V_z^2}, \quad (\text{A14})$$

$$\tilde{V}_i^{(2)}(p_z) = \sum_n -\xi_{np_z} \frac{[(t_{0,np_z}t_{i,np_z}^* + \text{h.c.}) + (t_{k,np_z}t_{j,np_z}^* - \text{h.c.})]}{\xi_{np_z}^2 + \Delta_{0,np_z}^2 - V_z^2} \epsilon_{ijk}, \quad (\text{A15})$$

$$\tilde{\Delta}_0(p_z) = \sum_n \frac{\Delta_{np_z}(t_{0,np_z}^2 - t_{x,np_z}^2 - t_{y,np_z}^2 - t_{z,np_z}^2)}{\xi_{np_z}^2 + \Delta_{0,np_z}^2 - V_z^2}. \quad (\text{A16})$$

Appendix B: BCS integration induced gap and exchange field

In this section we integrate the induced gap and V_z due to the coupling to the superconductor. We take the usual BCS approximation which considers an attractive interaction between electrons with absolute energies below ω_D . Therefore, the parent gap becomes finite and equal to Δ_0 for energies in the range $[-\omega_D, \omega_D]$, being zero otherwise. Using this approximation, the induced gap is given by

$$\tilde{\Delta}_0 = 2\Delta_0 g_m(t_0^2 - t_z^2) \frac{\text{atan}\left(\omega_D/\sqrt{\Delta_0^2 - V_z^2}\right)}{\sqrt{\Delta_0^2 - V_z^2}}, \quad (\text{B1})$$

where g_m is the density of transverse modes, considered to be energy independent. The induced exchange field is given by

$$\tilde{V}_z = V_z g_m (|t_0|^2 + |t_z|^2) \frac{\pi}{\sqrt{\Delta_0^2 - V_z^2}} \quad (\text{B2})$$

where the superconductor bandwidth has been taken infinite for simplicity.

For $t_z = 0$, $\tilde{V}_z/V_z \geq \tilde{\Delta}_0/\Delta_0$, where the equal case corresponds to the limit $\omega_D \rightarrow \infty$. Taking realistic numbers for bulk Aluminum, where $\omega_D/\Delta_0 \approx 200$, we find $(\tilde{V}_z/V_z - \tilde{\Delta}_0/\Delta_0)/(\tilde{\Delta}_0/\Delta_0) \sim 10^{-2}$. If we consider that the Sc proximitized by the MI fulfills the Chandrasekhar-Clogston limit, $V_z < \Delta_0/\sqrt{2}$ [34, 35], the spin splitting cannot cause a topological transition in the Sm, unless $\omega_D/V_z \sim 1$. We do not expect that an energy-dependent tunneling amplitude changes significantly this conclusion.

Appendix C: Pfaffian approach

In this section we analytically derive the Pfaffian invariant of the two-wires system. We can write the Bogoliubov-DeGennes Hamiltonian as

$$\mathcal{H} = \begin{pmatrix} \mathcal{H}_{\text{Sm}} & \mathcal{H}_{\text{t}} \\ \mathcal{H}_{\text{t}}^\dagger & \mathcal{H}_{\text{Sc}} \end{pmatrix}. \quad (\text{C1})$$

where the three terms read:

$$\mathcal{H}_{\text{Sm}} = \left(\frac{p_z^2}{2m_{\text{Sm}}^*} - \mu_{nw} \right) \sigma_0 \tau_z + \alpha_x p_x \sigma_y \tau_z, \quad (\text{C2})$$

$$\mathcal{H}_{\text{Sc}} = \left(\frac{p_z^2}{2m_{\text{Sc}}^*} - \mu_{sc} \right) \sigma_0 \tau_z + V_z \sigma_z \tau_0 + \Delta \sigma_0 \tau_x, \quad (\text{C3})$$

$$\mathcal{H}_{\text{t}} = t_0 \sigma_0 \tau_z + t_z \sigma_z \tau_0. \quad (\text{C4})$$

We proceed by rewriting the Hamiltonian in Majorana basis by using an unitary transformation

$$\mathcal{H}_{\text{mj}} = \begin{pmatrix} U \mathcal{H}_{\text{Sm}} U^\dagger & U \mathcal{H}_{\text{t}} U^\dagger \\ U \mathcal{H}_{\text{t}}^\dagger U^\dagger & U \mathcal{H}_{\text{Sc}} U^\dagger \end{pmatrix}. \quad (\text{C5})$$

where the transformation matrix reads

$$U = \frac{1}{\sqrt{2}} \begin{pmatrix} +1 & 0 & 0 & -1 \\ i & 0 & 0 & i \\ 0 & 1 & 1 & 0 \\ 0 & i & -i & 0 \end{pmatrix}. \quad (\text{C6})$$

Since the nanowire belongs to symmetry class D, the appearance of Majorana zero modes is characterized by a change of the sign of the topological invariant

$$W_{\mathbb{Z}_2} = \text{sgn} \left[\frac{\text{Pf} A(k_z = 0)}{\text{Pf} A(k_z \rightarrow +\infty)} \right] \quad (\text{C7})$$

where $A = i\mathcal{H}_{\text{MJ}}$ [44]. The matrix A is real and antisymmetric and thus the Pfaffian is well-defined. Since the kinetic energy dominates for large p_z , the Hamiltonian approaches that of quasi-free electrons which have $\text{Pf} A(p_z \rightarrow \infty) = 1$. Therefore evaluating Eq. (C7) reduces to computing the Pfaffian for $p_z = 0$. Taking the limit $\Delta_0 \rightarrow 0$ we found the same condition described by Eq. (12).

Appendix D: Multiband superconductor coupled to a semiconductor

In this section we derive expressions for the induced parameters in the Sm due to the coupling to a multimode Sc. We consider that, in the relevant energy scale, the band structure of the Sc can be described by N_m modes distributed in an energy range E_B . For simplicity, we will take equidistant modes with energy difference $\delta\varepsilon = E_B/N_m$. This is also consistent with the continuum limit since, for a 2D system, we can expect a density of transverse modes $g_m = (\delta\varepsilon)^{-1}$ constant in energy. We also define $\delta\mu_{\text{Sc}}$ as the relative position of the Fermi energy in the Sc from the middle of the band. We proceed by summing over the modes contributions following Eqs. (8–10) to derive the value of the induced terms in the effective Hamiltonian. In the limit $N_m = E_B/\delta\varepsilon \gg 1$ we get to

$$\begin{aligned} \tilde{\mu}(p_z) \simeq & -\frac{\pi}{2}g_m(t_0^2 + t_z^2) \left\{ \cot \left[\pi g_m \left(i\Gamma + \delta\mu - \frac{p_z^2}{2m_{\text{Sc}}^*} \right) \right] - \cot \left[\pi g_m \left(i\Gamma - \delta\mu + \frac{p_z^2}{2m_{\text{Sc}}^*} \right) \right] \right\} + \\ & + \pi g_m t_0 t_z V \frac{\cot \left[\pi g_m \left(i\Gamma + \delta\mu - \frac{p_z^2}{2m_{\text{Sc}}^*} \right) \right] + \cot \left[\pi g_m \left(i\Gamma - \delta\mu + \frac{p_z^2}{2m_{\text{Sc}}^*} \right) \right]}{i\Gamma}, \end{aligned} \quad (\text{D1})$$

$$\tilde{V}_z^{(1)}(p_z) \simeq \frac{\pi}{2}g_m V_z(t_0^2 + t_z^2) \frac{\cot \left[\pi g_m \left(i\Gamma + \delta\mu - \frac{p_z^2}{2m_{\text{Sc}}^*} \right) \right] + \cot \left[\pi g_m \left(i\Gamma - \delta\mu + \frac{p_z^2}{2m_{\text{Sc}}^*} \right) \right]}{i\Gamma}, \quad (\text{D2})$$

$$\tilde{V}_z^{(2)}(p_z) \simeq \pi g_m t_0 t_z \left\{ \cot \left[\pi g_m \left(i\Gamma + \delta\mu - \frac{p_z^2}{2m_{\text{Sc}}^*} \right) \right] - \cot \left[\pi g_m \left(i\Gamma - \delta\mu + \frac{p_z^2}{2m_{\text{Sc}}^*} \right) \right] \right\}, \quad (\text{D3})$$

$$\tilde{\Delta}_0(p_z) \simeq \frac{\pi}{2}g_m \Delta_0(t_0^2 - t_z^2) \frac{\cot \left[\pi g_m \left(i\Gamma + \delta\mu - \frac{p_z^2}{2m_{\text{Sc}}^*} \right) \right] + \cot \left[\pi g_m \left(i\Gamma - \delta\mu + \frac{p_z^2}{2m_{\text{Sc}}^*} \right) \right]}{i\Gamma}. \quad (\text{D4})$$

To simplify the expression, we can define the auxiliary functions

$$\begin{aligned} F(x, y) &= \frac{\cot(ix + y) - \cot(ix - y)}{2} = \frac{\sin(2y)}{\cosh(2x) - \cos(2y)}, \\ G(x, y) &= i \frac{\cot(ix + y) + \cot(ix - y)}{2} = \frac{\sinh(2x)}{\cosh(2y) - \cos(2x)}. \end{aligned} \quad (\text{D5})$$

We finally get to compact expressions for the effective Hamiltonian terms:

$$\tilde{\mu}(p_z) \simeq -\pi g_m(t_0^2 + t_z^2) F \left[\pi g_m \Gamma, \pi g_m \left(\delta\mu - \frac{p_z^2}{2m_{\text{Sc}}^*} \right) \right] + 2\pi g_m \frac{V_z}{\Gamma} t_0 t_z G \left[\pi g_m \Gamma, \pi g_m \left(\delta\mu - \frac{p_z^2}{2m_{\text{Sc}}^*} \right) \right] \quad (\text{D6})$$

$$\tilde{V}_z^{(1)}(p_z) \simeq \pi g_m \frac{V_z}{\Gamma} (t_0^2 + t_z^2) G \left[\pi g_m \Gamma, \pi g_m \left(\delta\mu - \frac{p_z^2}{2m_{\text{Sc}}^*} \right) \right] \quad (\text{D7})$$

$$\tilde{V}_z^{(2)}(p_z) \simeq 2\pi g_m t_0 t_z F \left[\pi g_m \Gamma, \pi g_m \left(\delta\mu - \frac{p_z^2}{2m_{\text{Sc}}^*} \right) \right] \quad (\text{D8})$$

$$\tilde{\Delta}_0(p_z) \simeq -\pi g_m \frac{\Delta_0}{\Gamma} (t_0^2 - t_z^2) G \left[\pi g_m \Gamma, \pi g_m \left(\delta\mu - \frac{p_z^2}{2m_{\text{Sc}}^*} \right) \right] \quad (\text{D9})$$

This expression can be used to write the Sm effective Hamiltonian and proceed by gap minimization to produce Fig. 6.