

Moderate immigration may promote a peak of cooperation among natives

Alessandra F. Lütz,^{1,*} Marco A. Amaral,² and Lucas Wardil¹

¹*Departamento de Física, Universidade de Minas Gerais, 31270-901, Belo Horizonte MG, Brazil*

²*Instituto de Humanidades, Artes e Ciências, Universidade Federal do Sul da Bahia, 45988-058, Teixeira de Freitas BA, Brazil*

(Dated: December 22, 2024)

We analyze the effect of efficient cooperative immigrants on a population playing a public goods game. Our model shows that cooperation among natives can emerge due to social contagion of good role-model agents that can provide better quality public goods. Only a small fraction of efficient cooperators, among immigrants, is enough to trigger cooperation across the native population. We see that native cooperation achieves its peak at moderate values of immigration rate. Such efficient immigrant cooperators act as nucleation centers for the growth of cooperative clusters, that eventually dominate defection.

International migration plays a major role in our globalized world [1]. Highly skilled individuals are often needed and most welcomed in countries with a lack of specialized labor force [2]. Also, the international refugee crisis is becoming more common each year, motivated by civil wars, climate changes, disease, and many other factors [3–6]. There is no doubt that the economic growth in many countries has received a valuable contribution from both natives (i.e. native-born citizens) and immigrants [7].

Much of the greatest challenges humanity has been facing recently are rooted in the coordination of individual actions toward the common good [8, 9]. Thus, different areas have explored this matter, and there is an extensive literature focused on the emergence of cooperation (e.g. [10–18]). Because the environmental pressure is creating urgent demands for more altruism, a highly welcomed kind of immigrant turns out to be the cooperative one. Super-cooperative immigrants could even create a positive synergistic environment, promoting cooperation among natives. Some famous examples are humanitarian organizations such as the Red Cross, the World Food Program, and the Doctors Without Borders among many others [19, 20]. Those organizations send human resources to aid developing communities as well as places hit by disasters or civil wars. Such initiatives can strongly act as seeds for widespread cooperation, even when said super-cooperators are not permanent immigrants. For immigrants who move permanently into a community, several empirical studies suggest that their presence may help boost innovation and benefit such community [21–23].

Human altruism is rooted in both genetic and cultural bases [24]. While selfishness generally permeates all societies at some level, moral rules have co-evolved with cooperative behaviors, yielding highly stable cooperative societies [11, 14]. Individuals that are raised in altruistic societies often embrace a highly cooperative phenotype and hardly deviate from it, suffering from guilty and other negative emotions if deviation happens [25]. When individuals nurtured in altruistic societies migrate to other places, their traits will likely remain the same,

which allows them to influence natives' behaviors. Their offspring, however, may embrace the new society's culture and not behave like their parents [26]. To investigate such social dynamics, here we use evolutionary game theory to analyze the arrival of both egotistic and role-model altruistic immigrants into a community.

In the context of evolutionary game theory, cooperation is often modeled as a public goods game [11, 27]. Typically, n individuals are asked to invest a fixed resource amount of c to a common pool. Each contribution is multiplied by a factor r , summed up, and the total is divided equally among all n individuals, independently of their chosen strategy. The multiplication factor quantifies how efficiently individual resources aggregate to create public goods. This may depend on the resource quality of each contribution or the agent's capacity to increase the value of the common pool. Because defectors – individuals that do not contribute – earn more than cooperators, they become wealthier, and cooperation does not thrive. However, if mechanisms like punishment, reward, or spatial structure are present, cooperation may have a chance to flourish [28–40].

To investigate the role that super-cooperative immigrants may have on the native-born cooperation dynamics, we consider a public goods game with three types of strategies: defectors, that do not contribute; standard cooperators, that contribute c and have a multiplicative factor r ($1 < r < n$) and efficient cooperators, that also contribute c , but have a multiplicative factor αr ($\alpha > 1$). Note that such categorization supposes that efficient cooperators contribute the same amount c , but their ability allows a greater multiplicative factor. Therefore, if n_c and n_e are, respectively, the number of standard and efficient cooperators in a given group, the payoffs of cooperators and defectors are given by

$$\Pi_c = \Pi_e = -1 + \frac{rn_c + \alpha rn_e}{n}, \quad (1)$$

$$\Pi_d = \frac{rn_c + \alpha rn_e}{n}, \quad (2)$$

where we set $c = 1$ for simplicity. Note that the payoff of cooperators and efficient cooperators are identical. Here

the population is structured on a square lattice of linear size $L = 100$. Each site is the center of a public goods game. Thus, each individual can be part of five games: the one centered on the individual himself and the other four centered around his four nearest-neighbors. The individual payoff is the total accumulated in all games.

In the context of evolutionary game theory, the term *migration* usually refers to the ability of an agent to move on the spatial structure where the population is distributed. This approach usually focus on how the mobility, viscosity and the density of players affects cooperation [41–47]. However, only a few works analyze the impact of the arrival of new individuals, born somewhere else, to the native community [48, 49]. These works focus on the issues related to the population capacity to receive immigrants and the immigrants’ adaptability to the new society but do not take into account the possible benefits the immigrants’ diversity and skills may bring to the native community. Here we study how super-cooperative immigrants could benefit the native society through the diversity they introduce into the system.

We define *natives* as all individuals that were born in the population. The *immigrants* are those that were born outside and come to live permanently in the population. The demographics are subject to purely stochastic birth, death, and immigration events. Besides reproduction, the strategies spread through an imitation dynamics, such that those yielding higher payoffs spread at higher rates [33]. Additionally, efficient cooperation is restricted to immigrants. The assumption is that the efficiency is nurtured only in the original immigrant culture and cannot be transmitted far from the original influences. Hence, all natives, which include the progeny of the immigrants, cannot imitate the efficient cooperation strategy. Therefore, the strategy space available for the natives is $\{c, d\}$, whereas for the immigrants it is $\{c, d, e\}$. For example, if a native tries to imitate the efficient cooperator strategy, he can only become a regular cooperator. Nevertheless, an efficient cooperator immigrant can imitate the cooperative strategy of a native. The constant influx of immigrants is comprised of a fraction p_e of efficient cooperators and $1 - p_e$ of defectors.

The stochastic process is implemented as follows. If a population has n_a occupied sites, then a single Monte Carlo step (MCS) comprises n_a repetitions of the following elementary steps. First, a random player i is selected to imitate a random player j , in his neighborhood, with a probability

$$p_{s_i \rightarrow s_j} = \frac{\Pi_{s_j} - \Pi_{s_i}}{\Delta \Pi_{max}},$$

where $\Delta \Pi_{max}$ is the maximum payoff difference considering all possible combinations of allowed payoffs. This term is included to normalize the probabilities. Next, the demographic part of the model. Another individual and one of its nearest neighbor sites are randomly selected. If

that neighbor site is empty, the selected individual reproduces with probability β . The offspring inherits the parent’s strategy, except efficient cooperators give birth to standard cooperators due to the cultural integration that the offspring is subjected to. For the death event, another individual is randomly selected to die with probability $d = \gamma\beta$. Note that we choose such probability to have γ as a control parameter for the lattice occupation. Notice that, because the players can have empty sites around them, the size of public goods groups can be smaller than five. Last, for the immigration step, we randomly select a site and, if the site is empty, it receives an immigrant with probability $\min\{1, \mu/\rho_a\}$, where ρ_a is the fraction of occupied sites. As long as $\mu \leq \rho_a$, the factor ρ_a guarantees that at each MCS the number of incoming immigrants is, on average, equal to $\mu(1 - \rho_a)N = \mu N_v$, where N_v is the number of vacant sites. Thus, the number of incoming immigrants depends not only on the immigration coefficient μ but also on the global density. For the simulations, we consider a transient around 10^4 to 10^5 MCS. After that, we average the measures over the last 1000 steps. The results are further averaged over 100 independent samples. In the following analysis, we distinguish five types of individuals: native cooperators (c_0), native defectors (d_0), immigrant cooperators (c_i), immigrant defectors (d_i), and immigrant efficient cooperators (e).

In the absence of immigration, our model predicts the extinction of cooperation for $r < 3.4$. When r is that low, the benefits from clustering are not enough to face the defectors. However, if efficient cooperative immigrants are allowed into the society, even if they come together with defecting immigrants, the native cooperation can be sustained. This can be seen in Fig. 1a, where we present the equilibrium fraction of native cooperators as a function of μ and α in a heat map for $r = 3$. Surely, the solution where the native population is, for the most part, replaced by efficient cooperative immigrants is trivial (high μ and α). Instead, ideally one wants to promote local cooperation through a minimal amount of incentives. Hence, allowing just a small fraction of immigrants from highly cooperative societies may create a sustainable environment even for native cooperation. This scenario corresponds to the bright red region of the heat map, where we see a small fraction of super-cooperative immigrants being able to greatly boost the native cooperation. Note that there is also a minimum level of efficiency required to promote native cooperation. This can be seen in the black region of Fig. 1a, where no matter how large μ is, native cooperation never emerges.

In Fig. 1b, we show the equilibrium density of native cooperators as a function of μ for specific α values. First, it is clear that the efficiency coefficient, α , certainly impacts the outcome. The greater the efficiency of the super-cooperators, the higher is the cooperation peak and the lower is the immigration coefficient needed for coopera-

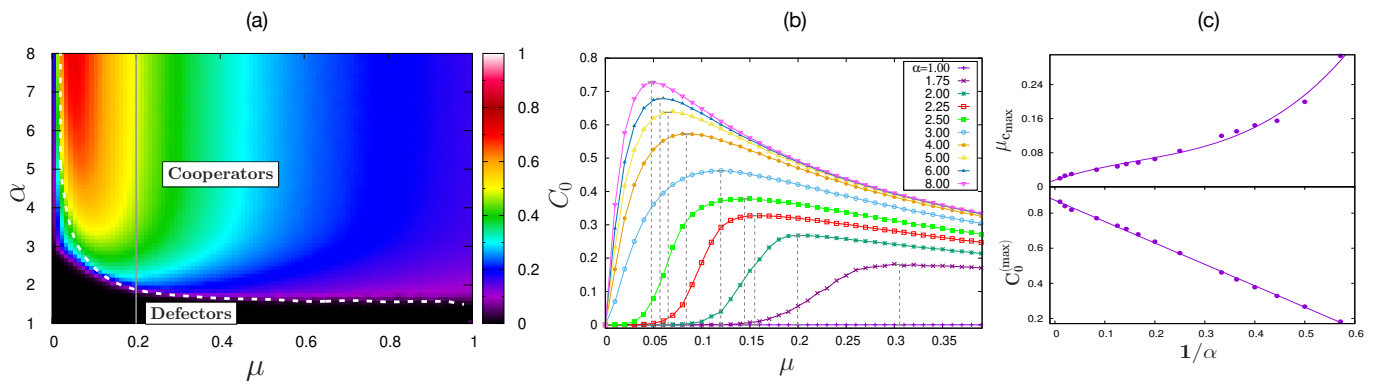


Figure 1. Analysis of the prevalence of native cooperation. In (a) we show a heat map for the average equilibrium density of native cooperators as a function of α and μ . The dashed white line separates the region above which the sum of all cooperators is greater than the defectors. The grey continuous line separates the region where natives, at the left, are the majority. Notice that the grey line corresponds to $\mu \simeq \beta$, where reproduction and immigration probabilities are equal. The optimal combinations of α and μ for native cooperators are located in the red region, that is, small values of μ and high α . For most parameters considered, native cooperators are able to persist even though $r = 3$. This is true even for a large immigration influx, when $\mu \rightarrow 1$, although in this case immigrants are the majority. In (b), we show the equilibrium fraction of C_0 as a function of μ for different α values. Notice that each curve has a peak where C_0 reaches a maximum value. The coordinates of those peaks ($\mu_{cmax}, C_0^{(max)}$) are presented as a function of $1/\alpha$ in (c). In all 3 figures we use $\gamma = 0.005$, $\beta = 0.2$ and $p_e = 0.5$.

tion to reach such a peak. In other words, for given efficiency level, there is an optimal immigration coefficient that generates a maximum in the level of native cooperation. The coordinates ($\mu_{cmax}, C_0^{(max)}$) for the cooperation peaks are presented in Fig. 1c as functions of $1/\alpha$. For visual simplicity the behaviors of μ_{cmax} and $C_0^{(max)}$ are considered separately. Interestingly, $C_0^{(max)}$ presents a linear decrease with $1/\alpha$, tending to its maximum value, $C_0^{(max)} \simeq 0.87$, when $\alpha \rightarrow \infty$. Additionally, the immigration coefficient decreases more rapidly with α than the respective increase in $C_0^{(max)}$, reaching its minimum value, $\mu_{cmax} \simeq 0.0156$, when $\alpha \rightarrow \infty$. Therefore, there is a minimum influx of immigrants necessary for native cooperation to reach a maximum, even when the cooperative immigrants are infinitely efficient. Also, the existence of an upper bound for $C_0^{(max)}$ that is not equal to unity establishes that, when there is immigration, native cooperators are never able to completely dominate the system. Such limitation is related to native cooperators having to share the space with, at least, the incoming immigrants. Notice, however, that without immigrants, native cooperators would have already disappeared for the set of parameters considered here.

The second remarkable result of the model is that cooperation among natives can be boosted even if the majority of the immigrants are defectors. Figure 2 shows the average equilibrium density of native cooperators as a function of the probability that an immigrant is an efficient cooperator, p_e . As expected, C_0 is a monotonously increasing function of p_e . Notice, however, that for $\alpha \geq 3$ even a small increase in p_e , e.g. 10%, is enough to allow native cooperation to flourish.

Interestingly, the effects for different efficiency coefficients tend to be equivalent near the extremes, $p_e = 0$ and $p_e = 1$, especially when $\alpha > 3$. This is due to two different processes. For p_e close to 1, there is a maximum level of cooperation allowed in the system for a specific immigration coefficient, as discussed above, which in this case is around 0.8 (see Fig. 1c). Thus, more efficient immigrants will have little effect on the final level of cooperation. For p_e close to 0, on the other hand, the arrival of efficient cooperative immigrants is very rare.

Additionally, when efficient cooperators arrive in a sea of defectors, their payoff is always greater than their neighbors', as long as $\alpha > 2.78$. Because of that, e acts as a nucleation center for the formation of native cooperation clusters, since defectors try to copy e . As e is able to provide a better quality contribution, the initial clusters grow sustainably. We stress that this is an emergent phenomenon, where agents self-organize as cooperators around these centers. Therefore, the rapid increase in the native cooperators population for small p_e (Fig. 2) comes from the formation of c_0 clusters around the new nucleation centers arriving more frequently as p_e increases. Figures 3c and 3d, discussed below, show a couple of examples that illustrate such formation process. This rapid increase happens until the p_e fraction is enough to allow all cooperation clusters to percolate. After that, the further increase is due to the few small defector clusters that will be outcompeted. Also, native cooperators are being generated through reproduction, which increases with the number of e in the system.

The positive influence of immigrants depends on the demographics of the population. Figure 3 shows the typical effects of increasing the birth and death parameters

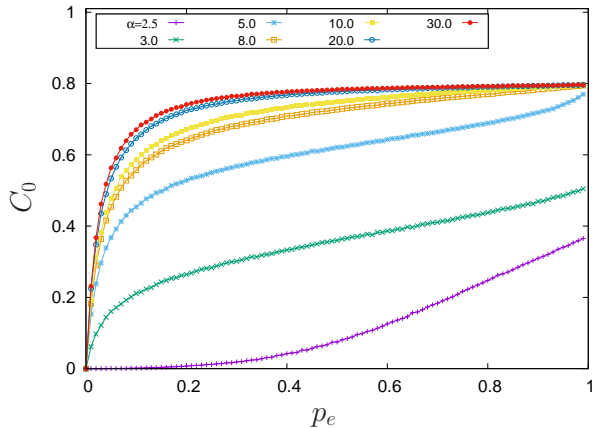


Figure 2. Native cooperators population density as a function of the probability p_e that an incoming immigrant is an efficient cooperator, considering different values of α . Here we set $\mu = 0.05$ and $\beta = 0.2$. It is possible to see that even a tiny fraction of efficient immigrant cooperators greatly increases the final native cooperation fraction.

using representative lattice snapshots. If birth is small compared to immigration ($\beta < \mu/\rho_a$), the empty sites are occupied mainly by immigrants. The efficient cooperators will initially act as nucleation centers for the formation of native cooperation clusters. However, because reproduction is less frequent than immigration, the population ends up with more immigrants (e) than native cooperators. A typical scenario for this configuration is shown in Fig. 3a. Notice, however, that although e may dominate a highly populated system when birth and death are too rare, even in such a scenario native cooperators are able to survive, contrary to what happens when there is no immigration.

If birth and death events are more frequent than immigration, immigrants are less able to dominate the system, not only because they have to share the empty sites with the offspring of natives, but also because they give birth to natives more frequently, having also to share the empty sites with their offspring, as shown in Fig. 3b–d. Comparing both situations, we see that some increase in β , when it is way smaller than μ/ρ_a , may turn the beneficial effect of e more effective, as can be seen in Fig. 3b, where $\beta = 0.11$. However, if reproduction is way more frequent than immigration, and empty sites are too rare, d_0 tends to dominate the system. Those results indicate that there are optimum combinations of the immigration and the reproduction parameters for the success of native cooperators. Notice, however, that even when d_0 is more frequent, as is the case in Figs. 3c and 3d, c_0 may still persist by forming clusters that include a few e as nucleation centers.

To summarize, we developed a simple model that integrates stochastic birth and death dynamics to a public goods game model in the presence of immigration. We

show that moderate immigration may promote a peak of cooperation among natives. Our main result suggests that a population in a context that is not favorable for cooperation may greatly benefit from the arrival of just a small fraction of super cooperative immigrants. The demographic parameters determine how beneficial immigration is for the native population. However, for most of the cases considered here, natives end up being better off with the arrival of immigrants than without it. When reproduction is rare compared to immigration, the immigrant population can surpass the native cooperative one. Notice, however, that, even in this situation, immigrants are responsible for avoiding complete domination by native defectors. On the other extreme, when reproduction is way more frequent than immigration, defectors become more common. Despite that, the small influx of efficient cooperators is still able to prevent defectors from dominating the entire system.

There is empirical data showing that immigrants do not free-ride more than natives do [50]. However, there is no systematic empirical investigation of how good role-models may affect voluntary contributions to the public goods game. Here we see that a few good role-models are enough to boost native cooperation. This work has the potential to serve as a starting point for further empirical investigations, that analyze the effects of immigrants coming from highly cooperative societies.

Lastly, our model sheds light on some important global challenges society is facing. When we most need global cooperation, a world of hardening borders is gaining strength, fuelled even more by the 2020 coronavirus pandemic. Interestingly, although creating strong restrictions against immigration may seem like a reasonable action in order to avoid harm to the native population, our results suggest that, even if defectors come in, as long as a small fraction of efficient cooperators come together, the few super cooperators may have a way more powerful influence, acting as nucleation centers for the formation of native cooperators clusters.

* sandiflutz@gmail.com

- [1] R. McLeman, Nat. Clim. Change **9**, 911 (2019).
- [2] J. Van Hook, A. Bélanger, P. Sabourin, and A. Morse, Popul. Dev. Rev. **46**, 321 (2020).
- [3] M. Abou Chakra, S. Bumann, H. Schenk, A. Oschlies, and A. Traulsen, Nat. Commun. **9**, 2566 (2018).
- [4] J. Vicens, N. Bueno-Guerra, M. Gutiérrez-Roig, C. Gracia-Lázaro, J. Gómez-Gardeñes, J. Perelló, A. Sánchez, Y. Moreno, and J. Duch, PLoS One **13**, e0204369 (2018),.
- [5] O. S. Curry, D. Hare, C. Hepburn, D. D. P. Johnson, M. D. Buhrmester, H. Whitehouse, and D. W. Macdonald, Conserv. Sci. Pract. **2**, 1 (2020).
- [6] M. C. Couto, J. M. Pacheco, and F. C. Santos, J. Theor. Biol. , 110423 (2020).

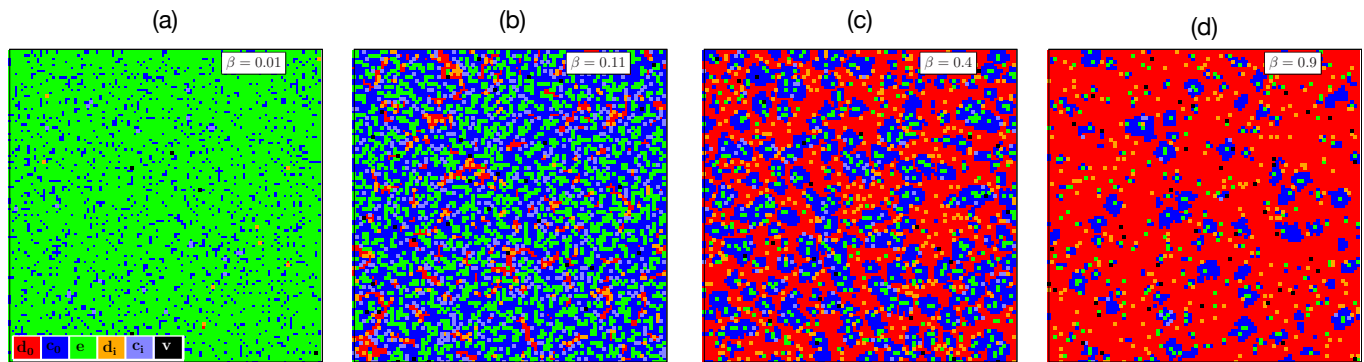


Figure 3. Snapshots of representative spacial configurations of the equilibrium for $\mu = 0.05$ and $\alpha = 4$ considering different values of β . Increasing β means increasing the probability of birth and death events in comparison to migration events. Note that v represents vacant sites.

- [7] E. Boubtane, J.-C. Dumont, and C. Rault, Oxf. Econ. Pap. **68**, 340 (2016).
- [8] E. Pennisi, Science **309**, 93 (2005).
- [9] V. Capraro and M. Perc, Front. Phys. **6**, 1 (2018).
- [10] D. G. Rand and M. A. Nowak, Trends Cogn. Sci. **17**, 413 (2013).
- [11] M. Perc, J. J. Jordan, D. G. Rand, Z. Wang, S. Boccaletti, and A. Szolnoki, Phys. Rep. **687**, 1 (2017),.
- [12] N. R. Buchan, G. Grimalda, R. Wilson, M. Brewer, E. Fatas, and M. Foddy, Proc. Natl. Acad. Sci. USA **106**, 4138 (2009).
- [13] J. Gómez-Gardeñes, M. Campillo, L. M. Floría, and Y. Moreno, Phys. Rev. Lett. **98**, 108103 (2007).
- [14] M. A. Nowak and R. Highfield, *SuperCooperators: Altruism, Evolution, and Why We Need Each Other to Succeed* (Simon and Schuster, New York, 2012).
- [15] C. Hauert and G. Szabó, Am. J. Phys. **73**, 405 (2005).
- [16] V. Capraro and M. Perc, Front. Phys. **6**, 107 (2018).
- [17] J. Hofbauer and K. Sigmund, *Evolutionary Games and Population Dynamics* (Cambridge Univ. Press, Cambridge, U.K., 1998).
- [18] S. Galam, Int. J. Mod. Phys. C **19**, 409 (2008).
- [19] Y. Beigbeder, *The role and status of international humanitarian volunteers and organizations* (Martinus Nijhoff Publishers, 1991).
- [20] N. Banatvala and A. B. Zwi, BMJ **321**, 101 (2000).
- [21] J. Hunt and M. Gauthier-Loiselle, Am. Econ. J. Macroeconomics , 31 (2010).
- [22] W. R. Kerr, *US high-skilled immigration, innovation, and entrepreneurship: Empirical approaches and evidence*, Tech. Rep. (National Bureau of Economic Research, 2013).
- [23] C. Ozgen, P. Nijkamp, and J. Poot, *Migration Impact Assessment* (Edward Elgar Publishing, 2012) Chap. 8, pp. 261–298.
- [24] P. J. Richerson and R. Boyd, *Not by Genes Alone: How Culture Transformed Human Evolution* (The University of Chicago Press, 2005).
- [25] J. Jacquet, C. Hauert, A. Traulsen, and M. Milinski, Commun. Integr. Biol. **5**, 209 (2012).
- [26] U. O. Osili, “Do Immigrants Contribute to Public Goods? Recent Evidence from the U.S.” (2017).
- [27] A. Szolnoki and M. Perc, EPL **92**, 38003 (2010).
- [28] P. Krawczyk and T. Płatkowski, Physica A **492**, 2111 (2018).
- [29] M. Alberto Javarone and F. Battiston, J. Stat. Mech. Theory Exp. **2016**, 073404 (2016),.
- [30] L. Wardil and M. Amaral, Games **8**, 35 (2017).
- [31] Y. Fang, T. P. Benko, M. Perc, and H. Xu, Sci. Rep. **9**, 7655 (2019).
- [32] M. Perc, Phys. Lett. A **380**, 2803 (2016).
- [33] G. Szabó and G. Fáth, Phys. Rep. **446**, 97 (2007).
- [34] M. Perc and A. Szolnoki, Biosystems **99**, 109 (2010).
- [35] M. Perc, J. Gómez-Gardeñes, A. Szolnoki, L. M. Floría, and Y. Moreno, J. R. Soc. Interface **10**, 20120997 (2013).
- [36] M. H. Vainstein and J. J. Arenzon, Phys. Rev. E **64**, 051905 (2001).
- [37] M. H. Vainstein, A. T.C. Silva, and J. J. Arenzon, J. Theor. Biol. **244**, 722 (2007).
- [38] Z. Wang, A. Szolnoki, and M. Perc, Sci. Rep. **2**, 1 (2012),.
- [39] M. H. Vainstein and J. J. Arenzon, Physica A **394**, 145 (2014).
- [40] J. Zhao, X. Wang, C. Gu, and Y. Qin, Dyn. Games Appl. (2020) .
- [41] F. Bauzá, D. Soriano-Paños, J. Gómez-Gardeñes, and L. M. Floría, Chaos **30**, 063107 (2020).
- [42] Y. Li, H. Ye, and H. Zhang, Physica A **445**, 48 (2016).
- [43] F. Fu and M. A. Nowak, J. Stat. Phys. **151**, 637 (2013).
- [44] F. Funk and C. Hauert, PLOS Comput. Biol. **15**, e1006948 (2019).
- [45] L.-L. Jiang, W.-X. Wang, Y.-C. Lai, and B.-H. Wang, Phys. Rev. E **81**, 036108 (2010).
- [46] X. Chen, A. Szolnoki, and M. Perc, Phys. Rev. E **86**, 036101 (2012).
- [47] G. Ichinose and T. Arita, Ecol. Modell. **210**, 221 (2008).
- [48] W. Jeong and U. Yu, Physica A **517**, 47 (2019).
- [49] J. Wu and C. Zhao, Physica A , 124692 (2020).
- [50] U. O. Osili and J. Xie, Am. Econ. Rev. **99**, 28 (2009).