

# Trefftz Functions for Nonlocal Electrostatics

Igor Tsukerman

Department of Electrical and Computer Engineering,

The University of Akron, OH 44325-3904, USA

igor@uakron.edu

February 16, 2021

## Abstract

Electrostatic interactions in solvents play a major role in biophysical systems. There is a consensus in the literature that the dielectric response of aqueous solutions is nonlocal: polarization depends on the electric field not only at a given point but in the vicinity of that point as well. This is typically modeled via a convolution of the electric field with an appropriate integral kernel.

A primary problem with nonlocal models is high computational cost. A secondary problem is restriction of convolution integrals to the solvent, as opposed to their evaluation over the whole space.

The paper develops a computational tool alleviating the “curse of nonlocality” and helping to handle the integration correctly. This tool is *Trefftz approximations*, which tend to furnish much higher accuracy than traditional polynomial ones. In the paper, Trefftz approximations are developed for problems of nonlocal electrostatics, with the goal of numerically “localizing” the original nonlocal problem. This approach can be extended to nonlocal problems in other areas of computational mathematics, physics and engineering.

## 1 Introduction

Electrostatic interactions are well known to play a major role in biomolecular and biophysical systems. For example, Ren *et al.* write in their review paper [55],

“Among the various components of molecular interactions, [electrostatic interactions] are of special importance because of their long-range nature and their influence on polar or charged molecules, including water, aqueous ions, proteins, nucleic acids, carbohydrates, and membrane lipids. In particular, robust models of electrostatic interactions are essential to understand the solvation properties of biomolecules and the effects of solvation upon biomolecular folding, binding, enzyme catalysis, and dynamics.”

Central in these models is an accurate representation of the dielectric properties of aqueous solutions. As e.g. Bardhan *et al.* note [11],

“ One of the long-standing challenges in molecular biophysics is the development of accurate, yet simple models for the influence of biological fluids (aqueous solutions composed of water and dissolved ions) on biological molecules such as proteins and DNA.”

There is a consensus in the literature that accurate models of water and aqueous solvents must account for *nonlocality*. That is, in contrast to local descriptions, polarization  $\mathbf{P}(\mathbf{r})$  and the displacement vector field  $\mathbf{D}(\mathbf{r})$  depend on the electric field  $\mathbf{E}$  not only at a given point  $\mathbf{r}$ , but in

the vicinity of that point as well. This dependence is usually expressed as convolution with an appropriate kernel (Section 2). The significance of nonlocal effects in the electrostatic response of solvents has been emphasized since the pioneering work of Dogonadze, Kornyshev, Vorotyntsev *et al.* in the 1970s [15, 24, 44]; see [9, 10, 34, 58, 69–71].

A primary problem with nonlocal models is high computational cost. In the Finite element (FE) or Finite Difference (FD) context, system matrices become less sparse by a factor of  $\mathcal{O}(\delta/h)^d$ , where  $\delta$  is the scale of nonlocal interactions,  $h$  is the mesh size, and  $d$  is the number of spatial dimensions. Note that dependence of the computational cost on the number of nonzero matrix entries is almost always superlinear.

A secondary problem is that convolution with the  $\mathbf{E}$  field should be confined to the nonlocal region (solvent); extending this convolution to the solute with local characteristics or to the whole space, as done in many existing publications, may lead to qualitatively incorrect results (Section 2.2).

The approach outlined in the paper is aimed at solving both principal problems: removing the computational “curse of nonlocality” and handling the convolution integrals properly. The main tool for that is *Trefftz approximations*, which in many instances furnish much higher accuracy than traditional piecewise-polynomial ones. This development is inspired by our successful application of Trefftz approximations in a variety of disparate problems: wave propagation and scattering, colloidal particles, photonic band structure, homogenization of periodic heterostructures [21, 47, 67, 68]. At the same time, construction of Trefftz functions for nonlocal problems is new (Section 3).

By definition, Trefftz functions satisfy locally (in weak form) the underlying differential equations of the problem. Examples of such functions are harmonic polynomials for the Laplace equation; plane, cylindrical or spherical waves for the Helmholtz or Maxwell equations, etc. The superior accuracy of Trefftz approximations explains their growing popularity in a large variety of methods and applications: Domain Decomposition [27, 33], Generalized FEM [6, 7, 50, 53, 54, 60], Discontinuous Galerkin (DG) [5, 16, 20, 27, 30, 31, 35, 45], and FD (“Flexible Local Approximation MEthods,” FLAME) [61–65].

Trefftz functions derived in this paper can be incorporated into any of the above methods; the work on nonlocal Trefftz-FLAME and Trefftz-DG is planned. The key idea of FLAME is to replace the Taylor expansions on which classical FD is based with Trefftz approximations. This often leads to high-order schemes even in the presence of material interfaces [61–63, 65–68].

DG-Trefftz methods possess many attractive features. Most relevant to the subject of this paper are exponential accuracy in many cases (Section 3.1, [37, 45, 46]); adaptivity [35, 36]; a natural treatment of discontinuities – which is instrumental, in particular, for modeling solute-solvent interfaces. In general, DG methods can handle complex geometries, curved boundaries and various boundary conditions. Equations of *Trefftz*-DG reduce to the skeleton of the mesh, making the computation more efficient, since volume integrals vanish [25, 45, 46].

## 2 Nonlocal Electrostatics: Physical Models and Computational Complexity

### 2.1 Physical and Mathematical Models

#### 2.1.1 Nonlocal Dielectric Properties

Nonlocal models, whereby one field at a given point depends on another field *in the vicinity* of that point, have been introduced in many areas of physics: plasticity, mechanical vibrations, liquid crystals, optics, nanostructures [1, 2, 4, 26, 41, 42, 48, 52, 59]. In the latter area, nonlocal treatment is particularly common in the description of plasmonic effects and in homogenization of metamaterials, where nonlocality often goes under the name of “spatial dispersion” (due to dependence of material parameters on the wave vector in Fourier space).

In macromolecular simulation, the importance of taking nonlocality into account is now widely recognized. As noted in the introduction, nonlocal electrostatic models were developed by Dogonadze, Kornyshev, Vorotyntsev and collaborators in the 1970s [15, 24, 44] and since then have been widely used and extended [9, 10, 12, 22, 34, 55, 57, 58, 69–71].

In linear *local* models the displacement field  $\mathbf{D}$  is related to the electric field  $\mathbf{E}$  as

$$\mathbf{D}(\mathbf{r}) = \epsilon_l(\mathbf{r})\mathbf{E}(\mathbf{r}) \quad (1)$$

where  $\epsilon_l$  is the dielectric permittivity of the medium and  $\mathbf{r}$  is the position vector; linearity is assumed throughout the proposal. For simplicity, we also assume isotropy, which is accurate for aqueous solutions in the bulk, although the analysis and methods can be extended to anisotropic media if necessary.

It is important to distinguish convolution over the whole space  $\mathbb{R}^d$  ( $d = 1, 2, 3$ ) and the convolution-like integration *restricted to a given domain*  $\Omega$ ; we denote the former and the latter with ‘\*’ and ‘\* $_{\Omega}$ ’, respectively:

$$\mathcal{E} *_{\Omega} \mathbf{E} \stackrel{\text{def}}{=} \int_{\Omega} \mathcal{E}(\mathbf{r} - \mathbf{r}') \mathbf{E}(\mathbf{r}') d\mathbf{r}' \quad (2)$$

The difference between integration over a bounded domain and the whole space does play a significant role (Section 2.2).

Nonlocal constitutive relation is assumed to have the form<sup>1</sup>

$$\mathbf{D}(\mathbf{r}) = \epsilon_l(\mathbf{r})\mathbf{E}(\mathbf{r}) + \epsilon_{nl} \mathcal{E} *_{\Omega_{nl}} \mathbf{E} \quad (3)$$

where  $\Omega_{nl}$  is the domain occupied by the nonlocal medium, and  $\epsilon_{nl}$  is a given parameter.

#### 2.1.2 The Nonlocal Poisson Equation

In the chosen simply connected computational domain  $\Omega$  with a Lipschitz-continuous boundary, the electrostatic potential  $u$ , the electric and displacement fields  $\mathbf{E}$  and  $\mathbf{D}$  satisfy

$$\mathbf{E} = -\nabla u; \quad \nabla \cdot \mathbf{D} = \gamma \rho; \quad u \in H^1(\Omega) \quad (4)$$

---

<sup>1</sup>Although the local term could be absorbed into the convolution integral as a Dirac delta function, it is expedient not to do so.

where  $\rho$  is a given charge density and the coefficient  $\gamma$  depends on the system of units.

Let  $\Omega$  be partitioned into subdomains  $\Omega_l$  and  $\Omega_{nl}$  occupied by local and nonlocal media, where the respective constitutive relation are (1) and (3). On the interface boundary between  $\Omega_l$  and  $\Omega_{nl}$ , the standard continuity condition for the normal component of  $\mathbf{D}$  holds:

$$\mathbf{D}_{nl} \cdot \mathbf{n}_{nl} + \mathbf{D}_l \cdot \mathbf{n}_l = 0 \quad (5)$$

where  $\mathbf{n}_{nl}$  and  $\mathbf{n}_l$  are the outward unit normals to  $\Omega_l$  and  $\Omega_{nl}$ , respectively, and the rest of the notation is self-explanatory.

### 2.1.3 The Poisson-Boltzmann Equation

Consider an electrolyte with positive and negative salt ions carrying equal and opposite charges. In general, there may be several species of ions; their statistical distribution in an electrostatic potential  $u$  leads to the Poisson–Boltzmann equation (PBE) [17, 23, 28, 29, 32]:<sup>2</sup>

$$\epsilon_s \nabla^2 u = -\rho - \sum_{\alpha} n_{\alpha} q_{\alpha} \exp\left(-\frac{q_{\alpha} u}{k_B T}\right) \quad (6)$$

where summation is over all species of ions present in the solvent,  $n_{\alpha}$  is volume concentration of species  $\alpha$  in the bulk,  $q_{\alpha} = Z_{\alpha} e$  is the charge of species  $\alpha$ ;  $k_B$  is the Boltzmann constant,  $T$  is temperature, and  $\rho$  is the density of all charges other than the microions. If the electrostatic energy  $q_{\alpha} u$  is much smaller than the thermal energy  $k_B T$ , then the PBE can be approximately linearized around  $u = 0$  to yield

$$\epsilon_s \nabla^2 u - (k_B T)^{-1} \left( \sum_{\alpha} n_{\alpha} q_{\alpha}^2 \right) u = 0, \quad (7)$$

The potential satisfying this equation will typically exhibit exponential decay away from the sources. Eq. (7) can be extended to the nonlocal case by including the convolution term  $\epsilon_{nl} \nabla \cdot (\mathcal{E} *_{\Omega_{nl}} \nabla u)$ .

### 2.1.4 Limitations of the PBE Model

The main physical assumption behind the PBE is that each mobile charge is effectively in the *mean field* of all other charges, and has the Boltzmann probability of acquiring any given energy. This probability is assumed to be *unconditional*, i.e. not depending on possible redistribution of other ions in response to the motion of a given ion. In other words, mean field theory disregards any correlations between the positions and movement of the ions. However, it is demonstrated in [51] that such correlations may in fact be appreciable for multivalent ions. A consensus exists that at least for monovalent ions the correlations are weak enough for the PB model to be valid, and the linearized PBE (7) then provides a physically accurate description. The approach of this paper is extendable to the nonlocal version of the linearized PBE; Trefftz functions for that equation can be derived following the same procedure as for the nonlocal Poisson equation (Section 3).

---

<sup>2</sup>Unit-dependent coefficients such as  $4\pi$  or  $\epsilon_0$  are for brevity omitted.

### 2.1.5 Solvent–Solute Boundary Value Problems (Nonlocal)

The formulation of solvent–solute boundary value problems is standard. Inside the solute (such as a macromolecule), the electrostatic potential is assumed to satisfy the classical Poisson equation  $\epsilon_m \nabla^2 u(\mathbf{r}) = -\gamma \rho_m(\mathbf{r})$ , where  $\epsilon_m$  is the (relative) dielectric permittivity of the molecule (typically assumed to be in the range from  $\sim 2$  to  $4$ ),  $\rho_m(\mathbf{r})$  is the atomic charge density of the molecule (assumed to be given),<sup>3</sup> and  $\gamma = 4\pi$  in the Gaussian system or  $\epsilon_0^{-1}$  in SI.

Within the solvent (domain  $\Omega_{\text{nl}}$ ), in which the solute is immersed, and in the absence of charges, the electrostatic potential satisfies the nonlocal Laplace equation

$$\nabla \cdot (\mathcal{E} *_{\Omega_{\text{nl}}} \nabla u) \equiv \nabla \cdot \int_{\Omega_{\text{nl}}} \mathcal{E}(\mathbf{r} - \mathbf{r}') \nabla u(\mathbf{r}') d\mathbf{r}' = 0 \quad (8)$$

or, alternatively, the nonlocal Poisson-Boltzmann equation if microions are present. Across the solute-solvent interface, the potential is continuous, and so is the normal component of the  $\mathbf{D}$  field. These boundary conditions are conventional, but in the solvent  $\mathbf{D}$  is related to  $\nabla u$  nonlocally.

Numerical solution of the solvent–solute problem is facilitated by potential splitting, as  $\rho_m$  contains point charges which are difficult to handle numerically otherwise. Such splitting of the solution into the “forced” and “reaction” parts – in this case,  $u = u_\rho + u_r$  – is standard in the theory of differential equations, in wave scattering problems (incident + scattered fields), in magnetostatics [67, Chap 10], and in many other instances;  $u_\rho$  is the Coulomb potential of the given charges. Rather than applying the potential splitting in the whole space, it may be conceptually and algorithmically simpler to confine it to the solute. The resultant boundary conditions on the solute-solvent interface can be easily handled, especially in DG.

## 2.2 The Domain of Convolution Makes a Significant Difference

In most numerical procedures for the nonlocal electrostatic problem to date, the integration for the  $\mathbf{D}$  field in (8) is extended from the solvent domain  $\Omega_s$  to the whole space, with the tacit physical assumption that this does not significantly affect the results. This extension is not just a matter of practical convenience; rather, it plays a critical role in the simplification of the problem.

Indeed, convolution-like integration over a fixed bounded domain, in contrast with integration over the whole space, does not possess several key properties and hence does not easily lend itself to simplification. First, “finite-domain convolution” is not in general commutative, a trivial example of which is

$$1 *_{[0,1]} x \equiv \int_0^1 1 \cdot x' dx' = \frac{1}{2} \quad \neq \quad x *_{[0,1]} 1 \equiv \int_0^1 (x - x') \cdot 1 dx' = x - \frac{1}{2} \quad (9)$$

Secondly, differentiation of finite-domain convolution does not in general reduce to differentiating either of the terms; e.g.

$$d_x(x *_{[0,1]} 1) = d_x \left( x - \frac{1}{2} \right) = 1 \quad \neq \quad x *_{[0,1]} d_x 1 = 0 \quad (10)$$

Yet the localization method, proposed originally by Hildebrandt [34, 69] and later developed, enhanced and implemented by others [70–72], does rely on the standard differentiation rules for full-space convolutions (Section 2.3).

---

<sup>3</sup>The electronic charge density is accounted for via polarization – that is, via  $\epsilon_m$ .

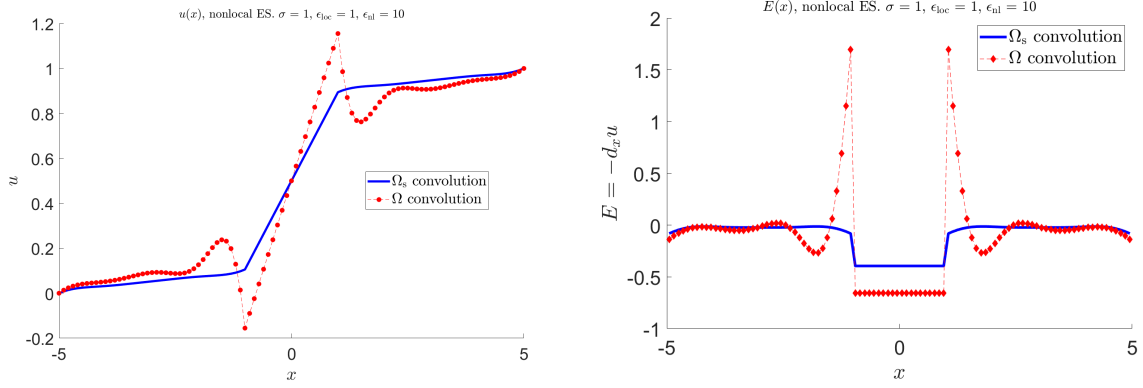


Figure 1: The electrostatic potential and field for a simple nonlocal problem in 1D.

*Remark.* The bounded region of integration could be rigorously expanded to the whole space if the solution is padded with zero outside the computational domain. In that case, however, differentiation will be polluted by distributional derivatives (boundary delta functions).

Importantly, one may challenge the tacit assumption that extension of the convolution domain to the solute has only mild physical effects. As a simple illustration, we consider two closely related 1D problems on the interval  $\Omega = (-5, 5)$ , with  $\Omega_{\text{nl}} = (-5, -1) \cup (1, 5)$ ,  $\Omega_t = (-1, 1)$ :

$$E_{1,2}(x) = -d_x u_{1,2}(x); \quad d_x D = 0 \quad (\Rightarrow \quad D = \text{const}) \quad (11)$$

$$D_{1,2}(x_{0+}) = D_{1,2}(x_{0-}), \quad x_0 = \pm 1; \quad u_{1,2}(-5) = 0; \quad u_{1,2}(5) = 1 \quad (12)$$

$$D_1(x) = \mathcal{E} *_{\Omega} E_1 \equiv \int_0^1 \mathcal{E}(x - x') E_1(x') dx'; \quad D_2(x) = \mathcal{E} *_{\Omega_s} E_2 \equiv \int_{\Omega_s} \mathcal{E}(x - x') E_2(x') dx' \quad (13)$$

$$\mathcal{E}(x) = \exp\left(-\frac{x^2}{2\sigma^2}\right), \quad \sigma = 1 \quad (14)$$

The two problems differ only in the domain of convolution with a Gaussian (for convenience) kernel. The results, however, are significantly different, as evident by the potential and field plots in Fig. 1, and by the fact that  $D_1 = D_1(x) \approx -0.3944$ , while  $D_2$  is almost double that value,  $\approx -0.6553$ .

One concludes that the treatment of convolution, with the integration domain confined to the region of nonlocality  $\Omega_{\text{nl}}$ , deserves closer attention.

From the physical perspective, one caveat is that the dielectric behavior of solvents in the vicinity of interfaces is not known well enough. Hence an objection may be raised that the mathematical model need not be more accurate than the available physical model. A possible response to this objection is three-fold. First, as the above 1D example illustrates, the treatment of nonlocal conditions might affect the solution not mildly and quantitatively, but qualitatively; this difference may prove to be critical for solvation problems, protein folding, and many other problems in biophysics. Second, it is of computational/mathematical interest to solve nonlocal problems efficiently and accurately. Third, if such accurate solutions are available, one may hope to start solving inverse problems – finding the best approximations to the dielectric function of the solvent near boundaries, although this ambitious goal is well beyond the scope of this paper.

Similar considerations apply to more complex models with integration kernels lacking translational invariance near interfaces and thus depending on two position vectors  $\mathbf{r}, \mathbf{r}'$  rather than just on their difference.

### 2.3 The Hildebrandt Localization

An ingenious idea proposed by Hildebrandt *et al.* [34, 69] in the early 2000s and later enhanced and efficiently implemented by Xie *et al.* [70–72], allows one to convert nonlocal electrostatic problems to coupled local ones. This conversion is valid under the simplification assumptions noted below.

The essence of Hildebrandt’s approach can be explained as follows (technical details are available in the literature cited above). In the nonlocal region  $\Omega_{\text{nl}}$ , we have

$$\mathbf{D}(\mathbf{r}) = \mathcal{E} * \mathbf{E} = -\mathcal{E} * \nabla u \stackrel{!}{=} -\nabla(\mathcal{E} * u) \equiv -\nabla U, \quad U(\mathbf{r}) \stackrel{\text{def}}{=} \mathcal{E} * u, \quad \mathbf{r} \in \Omega_{\text{nl}} \quad (15)$$

Thus  $U$  is the scalar potential for  $\mathbf{D}$  in  $\Omega_{\text{nl}}$ . The governing equation for  $U$  in  $\Omega_{\text{nl}}$  therefore is

$$-\nabla^2 U(\mathbf{r}) = \gamma \rho, \quad \mathbf{r} \in \Omega_{\text{nl}} \quad (16)$$

The nonlocality has not yet been eliminated due to the nonlocal relation between  $u$  and  $U$ . A critical simplification occurs for a specific but physically important class of convolution kernels. Namely, suppose that there exists a “magic” differential operator  $\mathcal{L}$  whose Green’s function is the given convolution kernel, i.e.

$$\mathcal{L}\mathcal{E}(\mathbf{r}) = \delta(\mathbf{r}) \quad (17)$$

Under that assumption, we obtain

$$\mathcal{L}U = \mathcal{L}(\mathcal{E} * u) \stackrel{!}{=} (\mathcal{L}\mathcal{E}) * u = \delta * u = u \quad \text{in } \Omega_{\text{nl}}, \quad (18)$$

where we used the fact that  $\mathcal{L}$  is a differential operator and that differentiation can be performed under the convolution sign. Thus the original nonlocal problem has been reduced to two local ones, (16), (18), coupled with the local problem within  $\Omega_l$  via the proper interface conditions between  $\Omega_{\text{nl}}$  and  $\Omega_l$ . (Potential splitting noted above also needs to be incorporated in the actual procedure.)

A key issue is the transformations marked with the exclamation signs in (15) and (18). These transformations rely on the property of standard convolution over the whole space, but are invalid when integration is restricted to  $\Omega_{\text{nl}}$  (Section 2.2 and Remark therein).

## 3 Construction of Trefftz Functions for Nonlocal Electrostatics

### 3.1 Trefftz Approximations for the Laplace Equation: Harmonic Polynomials

Harmonic polynomials are known to provide an excellent (in some sense, even optimal [6]) approximation of harmonic functions [3, 6, 13, 49]. The following result is cited in [6]:

**Theorem 1.** (*Szegő*). *Let  $\Omega \subset \mathbb{R}^2$  be a simply connected bounded Lipschitz domain. Let  $\tilde{\Omega} \supset \supset \Omega$  and assume that  $u \in L^2(\tilde{\Omega})$  is harmonic on  $\tilde{\Omega}$ . Then there is a sequence  $(u_p)_{p=0}^\infty$  of harmonic polynomials of degree  $p$  such that*

$$\|u - u_p\|_{L^\infty(\Omega)} \leq c \exp(-\gamma p) \|u\|_{L^2(\tilde{\Omega})}$$

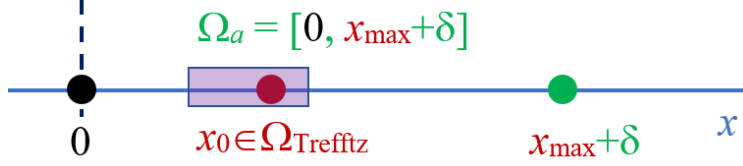


Figure 2: Construction of Trefftz functions in a (small) 1D domain  $\Omega_{\text{Trefftz}} \equiv (x_{\min}, x_{\max})$  indicated with a shaded rectangle. Only the  $E$  field in  $[0, x_{\max} + \delta]$  contributes to  $D(x)$  in  $\Omega_{\text{Trefftz}}$ . Potential  $u(x)$  is approximated by a set of basis functions (e.g. Taylor polynomials), and the expansion coefficients are determined by imposing, to a certain order, zero divergence conditions for  $D$  in  $\Omega_{\text{Trefftz}}$ . See text for further details.

$$\|\nabla(u - u_p)\|_{L^\infty(\Omega)} \leq c \exp(-\gamma p) \|u\|_{L^2(\tilde{\Omega})} \quad (19)$$

where  $\gamma, c > 0$  depend only on  $\Omega, \tilde{\Omega}$ .

For comparison, the  $H^1$ -norm error estimate in standard FEM is

**Theorem 2.** (Ciarlet & Raviart, Babuska & Suri [19], [18], [8]). For a family of quasiuniform meshes with elements of order  $p$  and maximum diameter  $h$ , the approximation error in the corresponding finite element space  $V^n$  is

$$\inf_{v \in V^n} \|u - v\|_{H^1(\Omega)} = Ch^{\mu-1} p^{-(k-1)} \|u\|_{H^k(\Omega)}$$

where  $\mu = \min(p+1, k)$  and  $c$  is a constant independent of  $h, p$ , and  $u$ .

Thus, for a fixed polynomial order  $p$ , the FEM and harmonic approximation errors are similar [6]; however, the FEM approximation is realized in a much wider space containing *all* polynomials up to order  $p$ , not just harmonic ones. For solving the Laplace equation, the standard FE basis set can thus be viewed as having substantial redundancy that is eliminated by using the harmonic basis.

These results and observations motivate our development of Trefftz functions in the nonlocal case; we conjecture that similar excellent approximation properties will hold. This is supported by the numerical experiments of Section 3.2.2.

## 3.2 Trefftz Functions for Nonlocal Problems

### 3.2.1 1D Construction: Fixing Ideas

For simplicity of exposition, assume that the support of the convolution kernel is finite:  $\text{diam}(\text{supp } \mathcal{E}) = \delta$  (if needed, all physically meaningful kernels in nonlocal electrostatics can be truncated with an exponentially small error). To fix ideas, let us start with a 1D setup (Fig. 2). Let  $x > 0$  represent a nonlocal medium, and  $x = 0$  be either the boundary of the computational domain or an interface boundary between local ( $x < 0$ ) and nonlocal ( $x > 0$ ) media.

The objective is to derive Trefftz functions  $u_{\text{Trefftz}}(x)$  for a (small) interval  $\Omega_{\text{Trefftz}} = (x_{\min}, x_{\max})$ , indicated in Fig. 2 with a shaded purple rectangle. Assume that  $x_{\min} < \delta$  (the case  $x_{\min} > \delta$  is handled analogously and is slightly simpler). One observes that the  $D$  field within  $\Omega_{\text{Trefftz}}$  may depend only on the  $E$  field within  $[0, x_{\max} + \delta]$ .



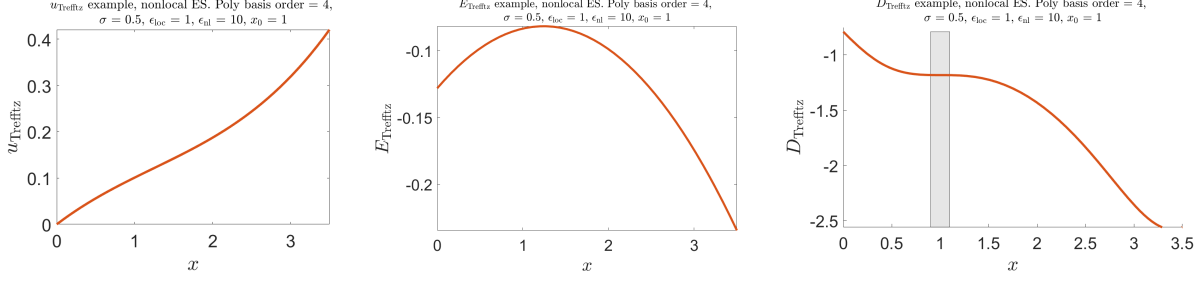


Figure 3: One of the three Trefftz functions  $u(x)$  (left), with the corresponding  $E(x)$  (middle) and  $D(x)$  (right). Note the flatness of  $D(x)$  in the shaded vicinity of  $x_0 = 1$ . Parameters:  $\epsilon_l = 1$ ,  $\epsilon_{nl} = 10$ ,  $x_0 = 1$ ,  $n = 4$ ,  $m = 1$ ; the Gaussian kernel with  $\sigma = 0.5$ .

With this in mind, introduce a basis set  $\{u_\alpha\}_{\alpha=0}^n$ ,  $n$  being an adjustable parameter. An obvious, but not only, choice is the Taylor polynomials  $u_\alpha(x) = (x - x_0)^\alpha$ , where  $x_0$  is an arbitrary point in  $\Omega_{\text{Trefftz}}$ . Then we have the respective functions

$$E_\alpha(x) = -d_x u_\alpha(x); \quad D_\alpha(x) = \int_0^{x_{\max} + \delta} \mathcal{E}(x - x') E_\alpha(x') dx' \quad (20)$$

Looking for  $u_{\text{Trefftz}}$  as a linear combination  $u_{\text{Trefftz}}(x) = \sum_{\alpha=0}^n c_\alpha u_\alpha(x)$  and imposing conditions for the “1D divergence” of  $D$

$$d_x^\beta \text{div } D_{\text{Trefftz}}(x_0) \equiv \sum_{\alpha=0}^n c_\alpha d_x^\beta D_\alpha(x_0) = 0, \quad \beta = 1, 2, \dots, m \quad (21)$$

(where  $d_x^\beta$  is shorthand for  $d^\beta/dx^\beta$ ), one obtains Trefftz solutions whose number depends on the adjustable parameters  $n, m$ . I call these solutions *pseudoharmonic functions* – by analogy with harmonic polynomials and “generalized harmonic polynomials” [37, 49].

Plotted in Fig. 3 is one of the three pseudoharmonic functions for  $\epsilon_l = 1$ ,  $\epsilon_{nl} = 10$ ,  $x_0 = 1$ ,  $n = 4$ ,  $m = 1$ , and the Gaussian kernel  $\mathcal{E}(x) = \exp(-x^2/(2\sigma^2))$ ,  $\sigma = 0.5$ . Note the flatness of the  $D$  curve around  $x_0 = 1$  (shaded area), as expected. Also note that in the nonlocal domain  $D$  is not proportional to  $E$ .

This construction extends in a natural way to higher dimensions; the technical difficulties of computing convolution integrals exactly or approximately are overcome with the help of symbolic algebra (see the 2D example below).

While Trefftz sets are interesting in their own right, their main application is in the Trefftz-DG or Trefftz-FLAME context: then,  $\Omega_{\text{Trefftz}}$  will contain a given finite element, or a grid “molecule”. The Trefftz sets will in general vary from element to element or stencil to stencil, but that is a natural feature of both DG and FLAME. Importantly, *one can then “forget” about nonlocality: information about it is built into the Trefftz functions, which can be used the same way as if the problem were local.*

At an interface between nonlocal and local media, one additional step is required. Pseudoharmonic functions in the nonlocal medium must be glued with their local counterparts (typically, harmonic polynomials) via the matching conditions.

The pseudoharmonic functions constructed here should, strictly speaking, be classified as “quasi-Trefftz” [38–40], since they satisfy the underlying equation to a desired order rather than exactly.

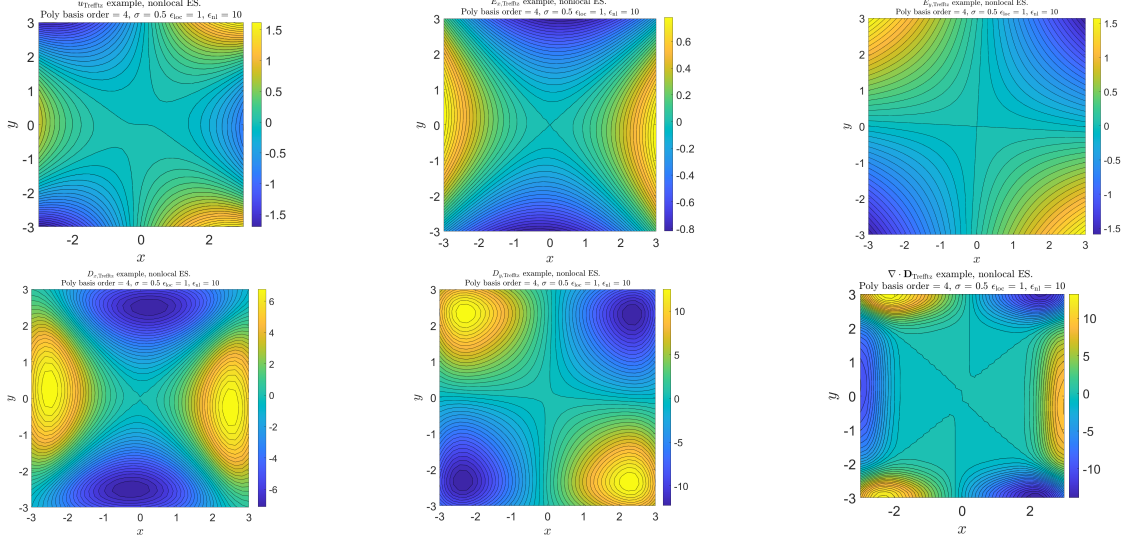


Figure 4: A Trefftz function “in the bulk” of a nonlocal medium. Polynomial order for the potential  $u(x, y)$  is  $n_{\max} = 4$ . Gaussian kernel (in  $x, y$ ) with  $\sigma = \frac{1}{2}$ ;  $\epsilon_l = 1$ ,  $\epsilon_{nl} = 10$ . Zero-divergence condition for  $\mathbf{D}$  imposed at  $(x_0, y_0) = (0, 0)$  with partial derivatives up to order  $m = 2$ . Top row: potential  $u_{\text{Trefftz}}$  and the corresponding  $E_x$ ,  $E_y$ . Bottom row:  $D_x$ ,  $D_y$ , and  $\nabla \cdot \mathbf{D}$ .

I still retain the plain term “Trefftz functions” for brevity, at the expense of a mild abuse of the terminology.<sup>4</sup>

### 3.2.2 2D Examples

In 2D, construction of pseudoharmonic functions is conceptually the same as in 1D. First, consider approximations “in the bulk” (i.e. away from any interfaces). As an illustrative example, let the domain  $\Omega_a$ , analogous to the one in Fig. 2, be  $[-6\sigma, 6\sigma]^2$ , with  $\sigma = \frac{1}{2}$ . Let the electrostatic potential  $u$  be approximated in  $\Omega_a$  by the set of all polynomials in  $x, y$  up to order  $n_{\max} = 4$ , leading to the respective fields  $\mathbf{E} = -\nabla u$  and  $\mathbf{D} = \mathcal{E} *_{\Omega_a} \mathbf{E}$ , where  $\mathcal{E}$  is a Gaussian kernel in  $x, y$  with the parameter  $\sigma$ ;  $\epsilon_l = 1$ ,  $\epsilon_{nl} = 10$ . Then impose conditions analogous to (21), with partial derivatives taken up to order  $m = 2$  at  $(x_0, y_0) = (0, 0)$ . One of the Trefftz functions generated this way is shown in Fig. 4.

Exponential convergence of these Trefftz approximations with respect to the number of approximating functions (which in turn depends on the chosen polynomial order  $n_{\max}$ ) is illustrated by Fig. 5, in comparison with standard Taylor expansions. The approximation error is defined as

$$\epsilon_a(V) \stackrel{\text{def}}{=} \inf_{u_a \in V} \|\mathbf{D}_a(u_a) - \mathbf{D}_{\text{test}}\|_V \quad (22)$$

where

$$\bullet \quad \mathbf{D}_a(u_a) = -\mathcal{E} *_{\Omega_a} \nabla u_a.$$

<sup>4</sup>One may conjecture that the errors inherent in quasi-Trefftz functions can be ignored if they are of higher order than other numerical errors in a particular method. The “quasi” prefix can be restored in cases where it would make a difference.

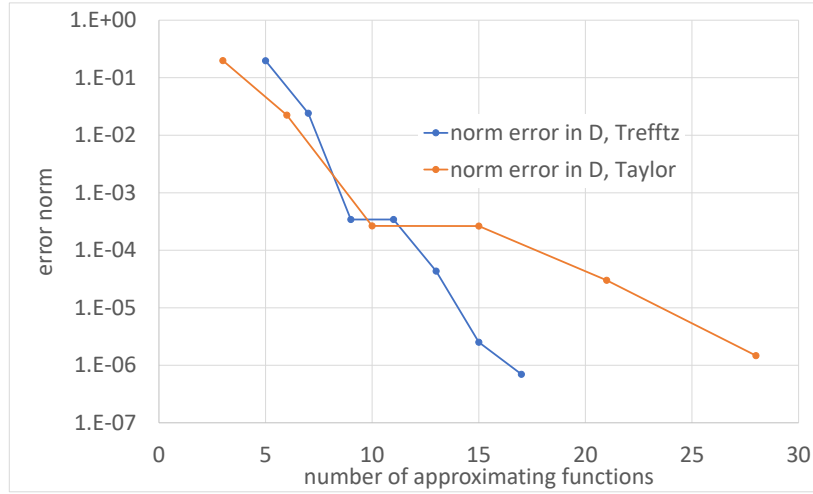


Figure 5: Error norms vs. the number of approximating functions. Trefftz approximation of  $\mathbf{D}_{\text{test}}$  is seen to converge much more rapidly than the standard Taylor expansion.  $D_{\text{test},x} = \partial_y v_{\text{test}}$ ;  $D_{\text{test},y} = -\partial_x v_{\text{test}}$ ;  $v_{\text{test}} = \sin x \exp y + \exp(-x) \cos y$ .

- $\Omega_t$  is the “target” domain for the condition  $\nabla \cdot \mathbf{D} \approx 0$ . In the case of Trefftz approximations,  $\Omega_t \equiv \Omega_{\text{Trefftz}}$ . In the numerical example,  $\Omega_t = (-\sigma, \sigma)^2$ .
- $V = V(\Omega_t)$  is the approximating space, spanned either by the constructed Trefftz set or, alternatively, by Taylor polynomials of orders up to  $n_{\text{max}}$ . In the case of Taylor polynomials, the  $x$  and  $y$  components of  $\mathbf{D}$  are approximated separately, which arguably is an unfair advantage; yet convergence is still less rapid than in the case of Trefftz approximations.
- In either case,  $\|\mathbf{D}\|_V^2 = \text{area}^{-1}(\Omega_t) \int_{\Omega_t} |\mathbf{D}|^2 dx dy$
- A zero-divergence test function  $\mathbf{D}_{\text{test}}(x, y)$  is chosen as an example:  $D_{\text{test},x} = \partial_y v_{\text{test}}$ ;  $D_{\text{test},y} = -\partial_x v_{\text{test}}$ ;  $v_{\text{test}} = \sin x \exp y + \exp(-x) \cos y$ .

A more complicated example of a pseudoharmonic function in 2D is presented in Fig. 6. The kernel is Gaussian, with  $\sigma = 0.5$ ;  $\Omega_{\text{Trefftz}}$  is located at the origin, and the example also features a straight interface boundary  $x = 0$  between the local (left) and nonlocal (right) media. In the local domain, the Trefftz functions are harmonic polynomials up to order 4. At the interface, the Trefftz functions satisfy the usual matching conditions for  $u$  and  $\mathbf{D} \cdot \mathbf{n}$ ; these are cumbersome but straightforward to impose using symbolic algebra; this only needs to be done once for any given integration kernel.

In practice, the computation of pseudoharmonic functions simplifies greatly if the convolution kernel  $\mathcal{E}$  is separable or can be approximated as a combination of (a small number of) separable functions, since double integration reduces to a product of single integrals. Kernels commonly accepted in nonlocal electrostatics have the form of the Yukawa potential  $\mathcal{E}(\mathbf{r}, \lambda) = \frac{1}{[4\pi]\lambda^2} \exp\left(-\frac{r}{\lambda}\right)$

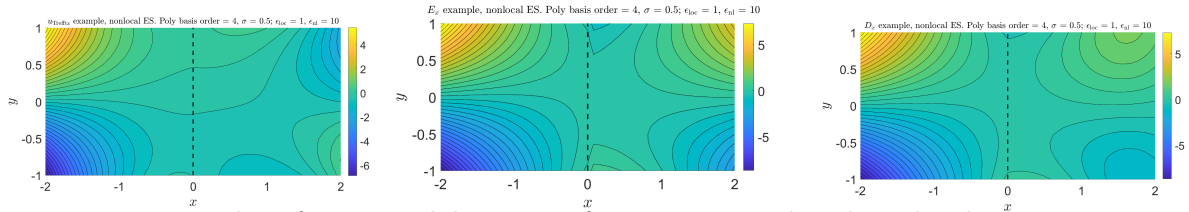


Figure 6: Examples of 2D pseudoharmonic functions. Local and nonlocal regions:  $x < 0$  and  $x > 0$ , respectively. Taylor order  $n = 4$ ,  $p_{\max} = 2$ .  $\epsilon_l = 1$ ,  $\epsilon_{nl} = 10$ . Left:  $u$ , middle:  $E_x$ , right:  $D_x$ . Note that in the nonlocal domain  $\mathbf{D}$  is not proportional to  $\mathbf{E}$ .

(single-pole in reciprocal space), where the  $4\pi$  factor in the square brackets is present in the SI system but not in the Gaussian system, and parameter  $\lambda$  defines the range of nonlocal interactions. Such singular kernels are not separable, and one has several options for finding pseudoharmonic functions:

- (i) Consider separable approximations of the kernel; there is extensive literature on canonical tensor decomposition ([14, 43, 56] and references therein).
- (ii) Precompute the Trefftz basis numerically and accurately; note that for any given kernel this needs to be done once. We previously implemented and used numerical Trefftz functions [21, Sect 5.1, 5.2] – this was done for local electrostatics, but the principle remains the same.

## 4 Conclusion

Trefftz functions, which, by definition, satisfy locally the underlying differential equation and applicable interface boundary conditions, tend to provide highly accurate approximations of the solution. This has led to the development of high-order Trefftz-FD schemes and Trefftz-DG methods with exponential convergence. Proposed in this paper is a way to generate Trefftz functions for nonlocal problems. Examples are presented, and exponential accuracy is demonstrated numerically.

In future research, Trefftz approximations are intended to be applied to problems of nonlocal electrostatics, important in biophysical and macromolecular simulation. It is anticipated that these approximations will help to alleviate the “curse of nonlocality” – much higher computational cost in comparison with local problems.

## References

- [1] L. Abdelouhab, J. L. Bona, M. Felland, and J. C. Saut. Nonlocal models for nonlinear, dispersive waves. *Physica D*, 40(3):360–392, Dec 1989.
- [2] V. M. Agranovich and V. L. Ginzburg. *Crystal Optics with Spatial Dispersion, and Excitons*. Berlin; New York: Springer-Verlag, 1984.
- [3] V. V. Andrievskii. On approximation of functions by harmonic polynomials. *Mathematics of the USSR-Izvestiya*, 51(1):1–13, 1987.

- [4] R. Ansari, R. Rajabiehfard, and B. Arash. Nonlocal finite element model for vibrations of embedded multi-layered graphene sheets. *Computational Materials Science*, 49(4):831–838, Oct 2010.
- [5] D. N. Arnold, F. Brezzi, B. Cockburn, and L. D. Marini. Unified analysis of discontinuous Galerkin methods for elliptic problems. *SIAM J. Numer. Analysis*, 39(5):1749–1779, 2002.
- [6] I. Babuška and J. M. Melenk. The partition of unity method. *Int. J. for Numer. Meth. in Eng.*, 40(4):727–758, 1997.
- [7] Ivo Babuška, Uday Banerjee, and John E. Osborn. Generalized finite element methods – main ideas, results and perspective. *International Journal of Computational Methods*, 1(1):67–103, 2004.
- [8] Ivo Babuška and Manil Suri. The p and h-p versions of the Finite Element Method, basic principles and properties. *SIAM Review*, 36:578–632, 1994.
- [9] Jaydeep P. Bardhan. Nonlocal continuum electrostatic theory predicts surprisingly small energetic penalties for charge burial in proteins. *The Journal of Chemical Physics*, 135(10):104113, 2011.
- [10] Jaydeep P Bardhan. Biomolecular electrostatics – I want your solvation (model). *Computational Science & Discovery*, 5(1):013001, nov 2012.
- [11] Jaydeep P. Bardhan, Matthew G. Knepley, and Peter Brune. Nonlocal electrostatics in spherical geometries using eigenfunction expansions of boundary-integral operators. *Computational and Mathematical Biophysics*, (1), 14 Jan. 2015.
- [12] M. V. Basilevsky and D. F. Parsons. An advanced continuum medium model for treating solvation effects: nonlocal electrostatics with a cavity. *J. Chem. Phys.*, 105(9):3734–3746, 1996.
- [13] Stefan Bergman. Approximation of harmonic functions of three variables by harmonic polynomials. *Duke Math. J.*, 33(2):379–387, 1966.
- [14] David Joseph Biagioni. *Numerical construction of Green’s functions in high dimensional elliptic problems with variable coefficients and analysis of renewable energy data via sparse and separable approximations*. PhD thesis, University of Colorado at Boulder, 2012.
- [15] Philippe A. Bopp, Alexei A. Kornyshev, and Godehard Sutmann. Static nonlocal dielectric function of liquid water. *Phys. Rev. Lett.*, 76:1280–1283, Feb 1996.
- [16] A. Buffa and P. Monk. Error estimates for the ultra weak variational formulation of the Helmholtz equation. *M2AN, Math. Model. Numer. Anal.*, 42(6):925–940, 2008.
- [17] D. L. Chapman. A contribution to the theory of electrocapillarity. *Philosophical Magazine*, 25(6):475–481, 1913.
- [18] P. G. Ciarlet. *The Finite Element Method for Elliptic Problems*. Amsterdam; New York: North-Holland Pub. Co., 1980.

- [19] P. G. Ciarlet and P.-A. Raviart. General Lagrange and Hermite interpolation in  $\mathbb{R}^n$  with applications to finite element methods. *Arch. Rational Mech. Anal.*, 46:177–199, 1972.
- [20] B. Cockburn, G. E. Karniadakis, and C.-W. Shu. The development of discontinuous Galerkin methods. In B. Cockburn, G. E. Karniadakis, and C.-W. Shu, editors, *Discontinuous Galerkin Methods. Theory, Computation and Applications*, volume 11 of *Lecture Notes in Comput. Sci. Engrg.*, pages 3–50. Springer-Verlag, New York, 2000.
- [21] Jianhua Dai, Helder Pinheiro, J. P. Webb, and Igor Tsukerman. Flexible approximation schemes with numerical and semi-analytical bases. *COMPEL*, 30(2):552–573, 2011.
- [22] Christin David and Javier Garcia de Abajo. Spatial nonlocality in the optical response of metal nanoparticles. *The Journal of Physical Chemistry C*, 115, 09 2011.
- [23] Markus Deserno and Hans-Hennig von Grünberg. Osmotic pressure of charged colloidal suspensions: A unified approach to linearized poisson-boltzmann theory. *Phys. Rev. E*, 66(1):011401, 2002.
- [24] R. R. Dogonadze and A. A. Kornyshev. Polar solvent structure in the theory of ionic solvation. *J. Chem. Soc., Faraday Trans. 2*, 70:1121–1132, 1974.
- [25] Herbert Egger, Fritz Kretzschmar, Sascha M. Schnepf, and Thomas Weiland. A space-time discontinuous Galerkin Trefftz method for time dependent Maxwell’s equations. *SIAM J on Sci Comput*, 37(5):B689–B711, 2015.
- [26] R. A. B. Engelen, M. G. D. Geers, and F. P. T. Baaijens. Nonlocal implicit gradient-enhanced elasto-plasticity for the modelling of softening behaviour. *International Journal of Plasticity*, 19(4):403–433, 2003.
- [27] Charbel Farhat, Radek Tezaur, and Jari Toivanen. A domain decomposition method for discontinuous Galerkin discretizations of Helmholtz problems with plane waves and Lagrange multipliers. *International Journal for Numerical Methods in Engineering*, 78(13):1513–1531, 2009.
- [28] F. Fogolari, A. Brigo, and H. Molinari. The Poisson–Boltzmann equation for biomolecular electrostatics: a tool for structural biology. *Journal of Molecular Recognition*, 15(6):377–392, 2002.
- [29] F. Fogolari, G. Esposito, P. Viglino, and H. Molinari. Molecular mechanics and dynamics of biomolecules using a solvent continuum model. *J. of Comput. Chem.*, 22(15):1830–1842, 2001.
- [30] G. Gabard, P. Gamallo, and T. Huttunen. A comparison of wave-based discontinuous Galerkin, ultra-weak and least-square methods for wave problems. *International Journal for Numerical Methods in Engineering*, 85(3):380–402, 2011.
- [31] Claude J. Gittelsohn, Ralf Hiptmair, and Ilaria Perugia. Plane wave discontinuous Galerkin methods: Analysis of the h-version. *ESAIM: M2AN*, 43(2):297–331, 2009.
- [32] G. Gouy. Sur la constitution de la charge électrique à la surface d’un électrolyte. *Journal de physique théorique et appliqué*, 9:457–468, 1910.

- [33] Ismael Herrera. Trefftz method: A general theory. *Numer. Methods Partial Diff Eq.*, 16:561–580, 2000.
- [34] A. Hildebrandt, R. Blossey, S. Rjasanow, O. Kohlbacher, and H.-P. Lenhof. Novel formulation of nonlocal electrostatics. *Phys. Rev. Lett.*, 93:108104, Sep 2004.
- [35] R. Hiptmair, A. Moiola, and I. Perugia. Plane wave discontinuous Galerkin methods for the 2d Helmholtz equation: Analysis of the p-version. *SIAM Journal on Numerical Analysis*, 49(1):264–284, 2011.
- [36] R. Hiptmair, A. Moiola, and I. Perugia. Plane wave discontinuous Galerkin methods: exponential convergence of the hp-version. *Foundations of Comput Math*, 16(3):637–675, Jun 2016.
- [37] Ralf Hiptmair, Andrea Moiola, and Ilaria Perugia. *A Survey of Trefftz Methods for the Helmholtz Equation*, pages 237–279. Springer International Publishing, 2016.
- [38] Lise-Marie Imbert-Gérard. Amplitude-based Generalized Plane Waves: new Quasi-Trefftz functions for scalar equations in 2D. *arXiv:2009.05306*, 2020.
- [39] Lise-Marie Imbert-Gérard, Andrea Moiola, and Paul Stocker. A space-time quasi-Trefftz DG method for the wave equation with piecewise-smooth coefficients. *arXiv:2011.04617*, 2020.
- [40] Lise-Marie Imbert-Gérard and Guillaume Sylvand. A roadmap for Generalized Plane Waves and their interpolation properties. *arXiv:1907.08309*, 2019.
- [41] M. Jirasek. Nonlocal models for damage and fracture: Comparison of approaches. *International Journal of Solids and Structures*, 35(31–32):4133–4145, Nov 1998.
- [42] M. Jirasek and S. Rolshoven. Comparison of integral-type nonlocal plasticity models for strain-softening materials. *International Journal of Engineering Science*, 41(13–14):1553–1602, Aug 2003.
- [43] Boris N. Khoromskij. Fast and accurate tensor approximation of a multivariate convolution with linear scaling in dimension. *Journal of Computational and Applied Mathematics*, 234:3122–3139, 2010.
- [44] A. A. Kornyshev and M. A. Vorotyntsev. Nonlocal electrostatic approach to the double layer and adsorption at the electrode-electrolyte interface. *Surface Science*, 101(1):23–48, 1980.
- [45] Fritz Kretschmar, Andrea Moiola, Ilaria Perugia, and Sascha M. Schnepp. A priori error analysis of space-time Trefftz discontinuous Galerkin methods for wave problems. *IMA Journal of Numerical Analysis*, 36(4):1599–1635, 2016.
- [46] Fritz Kretschmar, Sascha M. Schnepp, Igor Tsukerman, and Thomas Weiland. Discontinuous galerkin methods with Trefftz approximations. *Journal of Computational and Applied Mathematics*, 270:211–222, 2014. Fourth International Conference on Finite Element Methods in Engineering and Sciences (FEMTEC 2013).
- [47] Shampy Mansha, Igor Tsukerman, and Yidong Chong. The FLAME-slab method for electromagnetic wave scattering in aperiodic slabs. *Optics Express*, 25:32602–32617, 2017.

- [48] Gray S K McMahon J M and Schatz G C. Nonlocal optical response of metal nanostructures with arbitrary shape. *Phys. Rev. Lett.*, 103:097403, 2009.
- [49] J.M. Melenk. Operator adapted spectral element methods I: harmonic and generalized harmonic polynomials. *Numer. Math.*, 84:35–69, 1999.
- [50] J.M. Melenk and I. Babuška. The partition of unity finite element method: Basic theory and applications. *Comput. Methods Appl. Mech. Engrg.*, 139:289–314, 1996.
- [51] T.T. Nguyen, A. Yu. Grosberg, and B. I. Shklovskii. Macroions in salty water with multivalent ions: giant inversion of charge. *Phys. Rev. Lett.*, 85:1568–1571, 2000.
- [52] Asim Okur, Lauren Wickstrom, and Carlos Simmerling. Evaluation of salt bridge structure and energetics in peptides using explicit, implicit, and hybrid solvation models. *Journal of Chemical Theory and Computation*, 4(3):488–498, Mar 2008.
- [53] A. Plaks, I. Tsukerman, G. Friedman, and B. Yellen. Generalized Finite Element Method for magnetized nanoparticles. *IEEE Trans. Magn.*, 39(3):1436–1439, 2003.
- [54] L. Proekt and I. Tsukerman. Method of overlapping patches for electromagnetic computation. *IEEE Trans. Magn.*, 38(2):741–744, 2002.
- [55] Pengyu Ren, Jaehun Chun, Dennis G. Thomas, Michael J. Schnieders, Marcelo Marucho, Jia-jing Zhang, and Nathan A. Baker. Biomolecular electrostatics and solvation: a computational perspective. *Q Rev Biophys.*, 45(4):427–491, 2012.
- [56] Matthew J. Reynolds, Gregory Beylkin, and Alireza Doostan. Optimization via separated representations and the canonical tensor decomposition. *Journal of Computational Physics*, 348:220–230, 2017.
- [57] A. Rubinstein and S. Sherman. Influence of the solvent structure on the electrostatic interactions in proteins. *Biophys J.*, 87(3):1544–1557, 2004.
- [58] A. Rubinstein and S. Sherman. Evaluation of the influence of the internal aqueous solvent structure on electrostatic interactions at the protein-solvent interface by nonlocal continuum electrostatic approach. *Biopolymers*, 87:149–164, 2007.
- [59] Le Shen, Hui-Shen Shen, and Chen-Li Zhang. Nonlocal plate model for nonlinear vibration of single layer graphene sheets in thermal environments. *Computational Materials Science*, 48(3):680–685, May 2010.
- [60] Theofanis Strouboulis, Ivo Babuška, and Realino Hidajat. The generalized finite element method for Helmholtz equation: Theory, computation, and open problems. *Computer Methods in Applied Mechanics and Engineering*, 195(37):4711–4731, 2006. John H. Argyris Memorial Issue. Part I.
- [61] I. Tsukerman and F. Čajko. Photonic band structure computation using FLAME. *IEEE Trans Magn.*, 44(6):1382–1385, 2008.
- [62] Igor Tsukerman. Electromagnetic applications of a new finite-difference calculus. *IEEE Trans. Magn.*, 41(7):2206–2225, 2005.



- [63] Igor Tsukerman. A class of difference schemes with flexible local approximation. *J. Comput. Phys.*, 211(2):659–699, 2006.
- [64] Igor Tsukerman. Quasi-homogeneous backward-wave plasmonic structures: theory and accurate simulation. *J of Opt A*, 11(11):114025, 2009.
- [65] Igor Tsukerman. Trefftz difference schemes on irregular stencils. *J of Comput Phys*, 229(8):2948–2963, 2010.
- [66] Igor Tsukerman. Classical and non-classical effective medium theories: New perspectives. *Physics Letters A*, 381(19):1635–1640, 2017.
- [67] Igor Tsukerman. *Computational Methods for Nanoscale Applications: Particles, Plasmons and Waves*. Springer, 2nd ed., 2020.
- [68] Igor Tsukerman, Shampy Mansha, Y.D. Chong, and Vadim A. Markel. Trefftz approximations in complex media: Accuracy and applications. *Computers & Math with Appl*, 77(6):1770–1785, 2019.
- [69] S. Weggler, V. Rutka, and A. Hildebrandt. A new numerical method for nonlocal electrostatics in biomolecular simulations. *Journal of Computational Physics*, 229(11):4059 – 4074, 2010.
- [70] Dexuan Xie, Yi Jiang, Peter Brune, and L. Ridgway Scott. A fast solver for a nonlocal dielectric continuum model. *SIAM Journal on Scientific Computing*, 34(2):B107–B126, 2012.
- [71] Dexuan Xie, Yi Jiang, and L. Ridgway Scott. Efficient algorithms for a nonlocal dielectric model for protein in ionic solvent. *SIAM Journal on Scientific Computing*, 35(6):B1267–B1284, 2013.
- [72] Jinyong Ying and Dexuan Xie. An accelerated nonlocal poisson-boltzmann equation solver for electrostatics of biomolecule. *International Journal for Numerical Methods in Biomedical Engineering*, 34(11):e3129, 2018.