

Quantum Hall states emerging from linear magnetoresistance in a topological half-Heusler semimetal

Shouvik Chatterjee,^{1,2,*} Felipe Crasto de Lima,^{3,4} John A. Logan,⁵ Yuan Fang,⁶ Hadass Inbar,⁵ Aranya Goswami,¹ Connor Dempsey,¹ Shoaib Khalid,^{7,3} Tobias Brown-Heft,⁵ Yu-Hao Chang,⁵ Taozhi Guo,⁸ Daniel Pennachio,⁵ Nathaniel Wilson,⁵ Jason Dong,⁵ Shalinee Chikara,⁹ Alexey Suslov,⁹ Alexei V. Fedorov,¹⁰ Dan Read,^{1,11} Jennifer Cano,^{6,12} Anderson Janotti,³ and Christopher J. Palmstrøm^{1,5,13,*}

¹*Department of Electrical and Computer Engineering,
University of California, Santa Barbara, CA 93106, USA*

²*Department of Condensed Matter Physics and Materials Science,
Tata Institute of Fundamental Research, Homi Bhabha Road, Mumbai 400005, India*

³*Department of Materials Science and Engineering,
University of Delaware, Newark, DE 19716, USA*

⁴*Instituto de Física, Universidade Federal de Uberlândia, C.P. 593, 38400-592, Uberlândia, MG, Brazil*

⁵*Materials Department, University of California, Santa Barbara, CA 93106, USA*

⁶*Department of Physics and Astronomy, Stony Brook University, Stony Brook, New York, 11974, USA*

⁷*Department of Physics and Astronomy, University of Delaware, Newark, DE 19716, USA*

⁸*Department of Physics, University of California, Santa Barbara, CA 93106, USA*

⁹*National High Magnetic Field Laboratory, Tallahassee, FL 32310, USA*

¹⁰*Advanced Light Source, Lawrence Berkeley National Laboratory, Berkeley, CA 94720, USA*

¹¹*School of Physics and Astronomy, Cardiff University, Cardiff CF24 3AA, UK*

¹²*Center for Computational Quantum Physics, Flatiron Institute, New York, New York, 10010, USA*

¹³*California NanoSystems Institute, University of California, Santa Barbara, California 93106, USA*

Topological materials often exhibit remarkably linear, non-saturating magnetoresistance (LMR), which is both of scientific and technological importance. However, the role of topologically non-trivial states in the emergence of such a behaviour has been difficult to establish in experiments. Here, we show how strong interaction between the topological surface states (TSS) with a positive g -factor and the bulk carriers can lead to a smearing of the Landau levels giving rise to an LMR behavior in a semi-metallic Heusler compound. The role of TSS is established by controllably reducing the surface-bulk coupling by a combination of substitution alloying and the application of high magnetic field, when the LMR behavior transmutes into a quantum Hall phase arising from the TSS. Our work establishes that small changes in the coupling strength between the surface and the bulk carriers can have a profound impact on the magnetotransport behavior in topological materials. In the process, we lay out a strategy to both reveal and manipulate the exotic properties of TSS in compounds with a semi-metallic bulk band structure, as is the case in multi-functional Heusler compounds.

In conventional materials, resistance under the application of magnetic field is expected to have a quadratic dependence on the magnetic field strength (H), saturating at high field values ($\nu\mu_0 H \geq 1$, ν - carrier mobility, μ_0 - vacuum permeability), except for systems where electron and hole densities are perfectly compensated [1]. In contrast, magnetoresistance in a number of topological materials exhibits remarkably linear dependence on the magnetic field strength [2–6]. Several theoretical proposals have been put forward to explain such a phenomenon, which can be bunched together into two distinct categories. One set of theoretical proposals invokes generic semi-classical considerations such as spatial mobility fluctuations due to nanoscale inhomogeneity [7, 8], guiding center diffusion in a weak disorder [9], and long-range correlated disorder [10]. By contrast, the other set of proposals rely on some characteristics of the topological states

such as the extreme quantum limit of linearly dispersive states, where only the lowest Landau level is occupied [11], Zeeman splitting of the Landau levels arising from the topological surface states (TSS) [12], and quantum coherence effects in the electronic states with strong spin-orbit coupling [5, 13]. However, the mechanism behind the origin of such a phenomenon in topological materials and the role of TSS has remained unclear due to the inability to distinguish between these disparate scenarios in experiments. To address this outstanding problem, we have adopted a strategy of controllably tuning the linear magnetoresistance behavior into a quantum Hall phase, arising from the TSS, by reducing the coupling between the surface and the bulk carriers in judiciously designed half-Heusler epitaxial thin films.

In the half-Heusler compound PtLuSb, a band inversion is predicted between the Γ_8 (p-type character) and the Γ_6 (s-type character) manifolds resulting in its topologically non-trivial character [14–16]. In such cases, bulk-boundary correspondence guarantees the existence of TSS that have been observed in recent angle-resolved photoemission spectroscopy (ARPES) measure-

*Authors to whom correspondence should be addressed: shouvik.chatterjee@tifr.res.in, cjpalm@ucsb.edu

ments [16]. However, the presence of a large number of bulk carriers, due to the semimetallic nature of these compounds, have precluded the identification of macroscopic physical observables of the TSS in any Heusler compound till date. Intrinsic doping in these compounds, ascribed to the presence of anti-site defects [17], further exacerbates the problem. In PtLuSb, this results in the Fermi level to lie deep inside the valence band in contradiction to the density functional theory (DFT) calculations, which predict the chemical potential to lie at the quadratic band touching point (Γ_8), at the top of the bulk valence band (Fig. 1D) [16, 18]. By substitution alloying, replacing Pt with Au in $\text{Pt}_{1-x}\text{Au}_x\text{LuSb}$ thin films, where Au atoms are expected to contribute one extra electron compared to Pt, we are able to lower the bulk carrier concentration by more than two orders of magnitude compared to the parent compound. The chemical potential in the bulk in such cases lies close to the bottom of the conduction band, as shown in Fig. 1D. In $\text{Pt}_{1-x}\text{Au}_x\text{LuSb}$ samples with low Au concentration, TSS interact strongly with the semi-localized charge carriers in the bulk, which are formed due to random fluctuations in the local impurity concentration, leading to a linear magnetoresistance behavior. With an increase in Au concentration the coupling between the surface states and the bulk carriers is reduced where the linear magnetoresistance behavior is transformed to reveal well-defined quantum Hall states arising from the TSS. This has allowed us to identify the mechanism behind the origin of linear magnetoresistance behavior in topological $\text{Pt}_{1-x}\text{Au}_x\text{LuSb}$ thin films and elucidate the role of TSS and their coupling with the localized bulk carriers. Furthermore, our magneto-transport results on substitution alloyed thin films establishes a way to reveal the characteristics of TSS in semi-metallic systems, which has been difficult in bulk measurements. In particular, for the Heusler compounds, this can potentially open up the possibility of fabricating high-quality hybrid devices [19, 20] by combining the topological properties with magnetism [21] and superconductivity [22, 23] within the same material system, utilizing their multi-functional, yet structurally similar nature [24–27].

I. RESULTS

Epitaxial thin films of 15 nm thick $\text{Pt}_{1-x}\text{Au}_x\text{LuSb}$ were synthesized on InSb buffer layer on GaAs(001) substrates. Details of the growth process and film characterization can be found in the Materials and Methods section and in the Supplementary Information. The addition of Au is found to have a dramatic effect on the charge transport in $\text{Pt}_{1-x}\text{Au}_x\text{LuSb}$ thin films. Magnetoresistance ($\Delta\rho_{xx}(B)/\rho_{xx}(0)$) in substitution alloyed thin films increases by more than two orders of magnitude compared to PtLuSb, as shown in Fig. 1A. Magnetoresistance in thin films with a low Au concentration ($x=1/8$) shows a remarkably linear non-saturating magnetoresis-

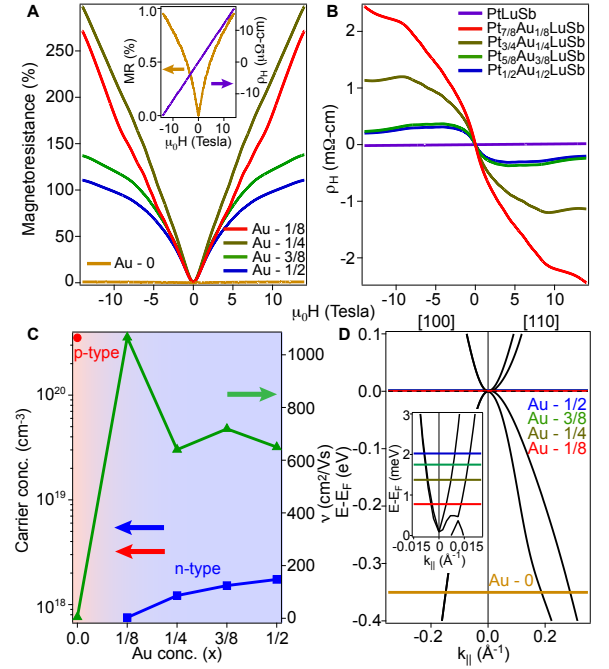


Figure 1: **Transport properties of $\text{Pt}_{1-x}\text{Au}_x\text{LuSb}$ thin films** (A) Magnetoresistance and (B) Hall resistance at 2K as a function of Au concentration in $\text{Pt}_{1-x}\text{Au}_x\text{LuSb}$ thin films. Inset in A shows the magnetoresistance and Hall resistance of PtLuSb. (C) Carrier concentration and mobility (ν) as a function of Au concentration in $\text{Pt}_{1-x}\text{Au}_x\text{LuSb}$, estimated from the Hall coefficient. (D) Position of the Fermi level as a function of Au concentration (see text).

tance behavior, which evolves into a sub-linear magnetic field dependence of the magnetoresistance when the gold concentration is increased ($x=3/8, 1/2$) that begins to saturate at high magnetic fields. The carrier concentration, as estimated from the low-field Hall measurements, drops from $3.53 \times 10^{20} \text{ cm}^{-3}$ in PtLuSb to $7.53 \times 10^{17} \text{ cm}^{-3}$ in $\text{Pt}_{7/8}\text{Au}_{1/8}\text{LuSb}$, a change by almost three orders of magnitude on the addition of gold. Low-field Hall measurements also indicate a change in the carrier type from predominantly p-type to n-type in the gold alloyed samples. The bulk band structure obtained from the density functional theory (DFT) calculations coupled with the carrier concentration estimated from the low-field Hall measurements (details can be found in the Supplementary Information) indicate that the Fermi level lies very close to the four-fold degenerate Γ_8 point in the gold doped samples, as shown in Fig 1D.

In addition to donating one extra electron per formula unit, the addition of gold is expected to maintain the band inversion similar to what has been predicted for the parent compound PtLuSb (see Supplementary Information), thus providing a pathway to tune the occupation of the TSS. In our experiment, the changes in the electronic structure due to substitution alloying of gold in $\text{Pt}_{1-x}\text{Au}_x\text{LuSb}$ is directly observed in the angle-resolved photoemission spectroscopy (ARPES) measurements. In

Fig. 2, we show the ARPES data taken along $\bar{\Gamma} - \bar{X}$ of the surface Brillouin zone (see Fig. S7,S8 in Supplementary Information) close to the bulk Γ point for three different gold concentrations in $\text{Pt}_{1-x}\text{Au}_x\text{LuSb}$ with $x = 0$, $1/8$, and $3/8$. For the parent compound PtLuSb , the extracted dispersion of the TSS, shown in Fig. 2D, is identical to what has been observed in our previous work, where spin-momentum locking of the surface state was revealed by spin-resolved ARPES [16]. This confirms that we are measuring the same linearly dispersive TSS in our current set of samples. The two-dimensional nature of the TSS is established by the photon energy dependent measurements shown in Fig. S8 in the Supplementary Information. Upon addition of gold, the chemical potential is shifted to higher energies but the dispersion of the TSS remains mostly unchanged (Fig. 2). The measured Fermi velocity of the TSS is $v_F = 4.85 \times 10^5$ m/s, which is in close agreement with the predicted $v_F = 4.9 \pm 0.3 \times 10^5$ m/s in the DFT slab calculations (see Fig. S7 in the Supplementary Information). From the extracted dispersion of the TSS, we estimate the shift in the surface Fermi energy due to addition of Au to be 180 meV and 330 meV in $\text{Pt}_{7/8}\text{Au}_{1/8}\text{LuSb}$ and $\text{Pt}_{5/8}\text{Au}_{3/8}\text{LuSb}$, respectively, shown in Fig. 2D.

In $\text{Pt}_{5/8}\text{Au}_{3/8}\text{LuSb}$, the surface Fermi level is sufficiently raised to reveal the band gap in TSS (Fig. 2C) indicative of the formation of massive Dirac fermions due to coupling between the TSS at opposite surfaces in $\text{Pt}_{1-x}\text{Au}_x\text{LuSb}$ thin films (see also Fig. S8 in the Supplementary Information). The wavefunctions of TSS at opposite surfaces are expected to overlap and open a bandgap in thin films with thicknesses less than the critical thickness, ξ_c given by $\xi_c = 2\hbar v_F / \Delta$, where Δ is the charge excitation gap and ξ is the surface penetration depth [28]. We estimate a bulk band gap of 18.72 meV in our 15 nm thick films due to quantum confinement from the $k \cdot p$ fitting of the bulk band structure calculated from DFT (see Supplementary Information). This results in a critical thickness $\xi_c \approx 34$ nm, which is larger than the thickness of our thin films (15 nm) indicating a significant overlap between the TSS wavefunctions at the opposite surfaces, in agreement with our ARPES data. A comparison between the Fermi levels obtained from the ARPES (surface) and Hall measurements (bulk) indicates an upward band-bending near the sample surface, as shown schematically in Fig. 2E, typically observed in semiconductors where the Fermi level is pinned at the surface [29]. While the band-bending is negligible (3 meV) in PtLuSb , a steep band-bending of 225 meV and 123 meV is observed for $\text{Pt}_{7/8}\text{Au}_{1/8}\text{LuSb}$ and $\text{Pt}_{5/8}\text{Au}_{3/8}\text{LuSb}$, respectively. Details about the estimation of band-bending can be found in the Supplementary Information. The observed trend is likely due to the enhanced surface defects that act as negatively charged acceptors and low bulk carrier concentration in the gold doped samples. The presence of bulk bands that cross the Fermi level at the surface in addition to the TSS is expected to result in a short screening length.

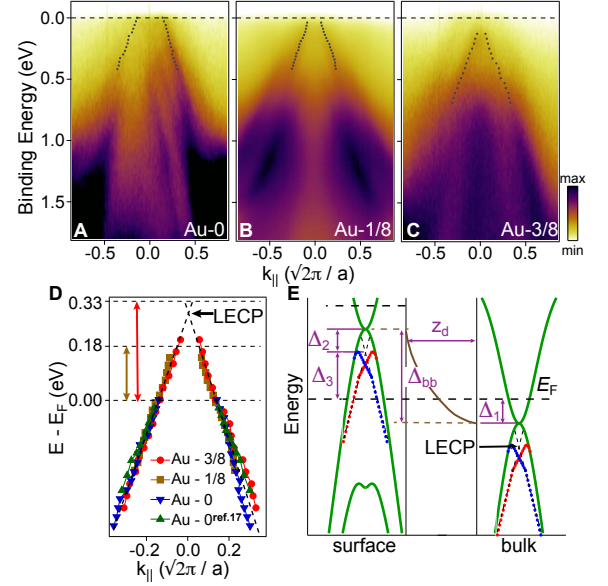


Figure 2: **Topological surface state in $\text{Pt}_{1-x}\text{Au}_x\text{LuSb}$ thin films** ARPES measurements along $\bar{\Gamma} - \bar{X}$ in $\text{Pt}_{1-x}\text{Au}_x\text{LuSb}$ thin films close to the bulk Γ point for (A) $x = 0$ (B) $x = 1/8$ (C) $x = 3/8$. (D) Extracted dispersion of the topological surface state (TSS) showing the shift in the Fermi level (E_F) with the addition of gold (Au). (E) Schematic of the upward band-bending observed in $\text{Pt}_{1-x}\text{Au}_x\text{LuSb}$ thin films. Δ_1 , Δ_2 , and Δ_3 represent the position of the Fermi level with respect to Γ_8 in the bulk (Δ_1), the position of the linear extrapolated crossing point (LECP) with respect to Γ_8 (Δ_2), and the position of the LECP with respect to the Fermi level at the surface (Δ_3), which are estimated from the Hall measurements along with the bulk DFT calculations, DFT slab calculations, and ARPES measurements, respectively. Band bending (Δ_{bb}) is obtained as $\Delta_{bb} = \Delta_1 + \Delta_2 + \Delta_3$. Details about the estimation of band bending can be found in the Supplementary Information.

Having gained an understanding of both the bulk and the surface electronic structure in $\text{Pt}_{1-x}\text{Au}_x\text{LuSb}$ thin films, we turn towards their magnetotransport data, where the measurements were made upto a high magnetic field value of 45 T. Remarkably linear non-saturating magnetoresistance is observed in $\text{Pt}_{7/8}\text{Au}_{1/8}\text{LuSb}$ from very low magnetic field values up to a magnetic field of ≈ 22 T, above which it begins to deviate (Fig. 3A). However, in $\text{Pt}_{3/4}\text{Au}_{1/4}\text{LuSb}$ the linear magnetoresistance behavior is observed only between ≈ 6 and 14.5 T, where a crossover from a sub-linear to linear magnetoresistance happens at ≈ 6 T, shown in Fig. 3B. Such a crossover has been observed in a number of material systems with TSS [3, 30]. In contrast, linear magnetoresistance is completely absent in $\text{Pt}_{5/8}\text{Au}_{3/8}\text{LuSb}$ and $\text{Pt}_{1/2}\text{Au}_{1/2}\text{LuSb}$, where the resistance exhibits a sub-linear magnetic field dependence through out the field range (Fig. 3C-D), from where quantum Hall states emerge for magnetic fields greater than ≈ 10 T. Although the magnetoresistance behavior of $\text{Pt}_{1-x}\text{Au}_x\text{LuSb}$ films with differ-

ent Au concentration appears very different, that they share a common underlying origin is established from their respective magnetoconductance plots $G_{xx/xy} = \frac{R_{xx/xy}}{R_{xx}^2 + R_{xy}^2}$, shown in Fig. 3E-H. In all $\text{Pt}_{1-x}\text{Au}_x\text{LuSb}$ thin films, quantum Hall plateaus begin to appear in G_{xy} above $\approx 10\text{T}$, which is ascribed to the presence of two-dimensional TSS revealed by our ARPES measurements. However, the corresponding local maxima in magnetoconductance G_{xx} is well resolved only in $\text{Pt}_{1-x}\text{Au}_x\text{LuSb}$ films with higher gold concentration ($x=3/8$ and $x=1/2$), indicative of the presence of well-defined Landau levels, which is also manifested by the appearance of well-resolved quantum Hall plateaus in their Hall resistance data (see Fig. 3C-D). Local minima in magnetoresistance corresponding to the quantum Hall plateaus are observed in $\text{Pt}_{5/8}\text{Au}_{3/8}\text{LuSb}$ and $\text{Pt}_{1/2}\text{Au}_{1/2}\text{LuSb}$, which for $\text{Pt}_{7/8}\text{Au}_{1/8}\text{LuSb}$ and $\text{Pt}_{3/4}\text{Au}_{1/4}\text{LuSb}$ appears out of linear magnetoresistance behavior only at extremely high magnetic fields. In contrast to the traditional quantum Hall systems, we observe local minima in magnetoresistance instead of local maxima. This is because in our thin films, $R_{xy} \ll R_{xx}$ that leads to an additional negative sign when converting to resistance using the conductance tensor [31]. The local minima in magnetoresistance indeed correspond to the local maxima in magnetoconductance, as shown in Figs. 3I-L.

Weak anti-localization (WAL) observed at low magnetic fields in $\text{Pt}_{1-x}\text{Au}_x\text{LuSb}$ thin films, shown in Fig. 4, provides further insights into their magnetoresistance behavior. Angle-dependent magnetotransport establishes two-dimensional nature of the observed WAL (Fig. 4A-B), ascribed to the presence of strongly spin-orbit coupled TSS as revealed by the ARPES measurements. WAL behavior in $\text{Pt}_{1-x}\text{Au}_x\text{LuSb}$ can be well described by the Hikami-Larkin-Nagaoka (HLN) theory [33] given by

$$\Delta G = -\alpha \frac{e^2}{\pi h} \left[\Psi\left(\frac{1}{2} + \frac{B_\phi}{B_\perp}\right) - \ln\left(\frac{B_\phi}{B_\perp}\right) \right], \quad (1)$$

where Ψ is the digamma function, and $B_\phi = \frac{\hbar}{4el_\phi^2}$ is the characteristic magnetic field corresponding to the phase coherence length l_ϕ . The temperature dependence of the pre-factor α and the phase coherence length l_ϕ as a function of temperature, extracted from the HLN fits, are shown in Fig. 4D and 4E, respectively. The magnitude of α is expected to be 0.5 for an independent strongly spin-orbit coupled two-dimensional channel [33]. For typical topological insulators, α is expected to be 1 corresponding to two independent TSS at the opposite surfaces, which becomes equal to 0.5 when the two TSS at the opposite surfaces interact with each other leading to a single coherent channel [31]. α values of less than 0.5, as observed in the $\text{Pt}_{1-x}\text{Au}_x\text{LuSb}$ thin films, can arise due to the presence of strong disorder where higher order quantum corrections that goes beyond well-defined diffusive transport become important. In such cases, HLN analysis is still valid, but with a reduced pre-factor $\alpha' =$

$0.5 - 1/\pi\gamma$, where $\gamma = \frac{G}{e^2/h}$ [34, 35]. The obtained values of γ in the range of 0.75-0.85 places $\text{Pt}_{1-x}\text{Au}_x\text{LuSb}$ thin films close to the weakly insulating regime ($1 < \gamma < 3$), with the thin films with a lower Au concentration showing enhanced tendency towards a strong localization behavior ($\gamma \ll 1$). As expected, lower values of γ in $\text{Pt}_{1-x}\text{Au}_x\text{LuSb}$ thin films scales with larger longitudinal resistance (R_{xx} , Fig. 3) providing further evidence for a disorder driven reduction of the WAL effect. Reduced WAL effect ($\alpha < 0.5$) may also arise due to a reduction in the Berry phase $\phi = \pi(1 - \Delta_h/2\mu)$ driven by a hybridization gap opening in the TSS (Δ_h), when the Fermi level (E_F) is comparable to the hybridization gap [36, 37]. Although, such an effect cannot be completely ruled out, we believe it plays a less significant role for the following reasons. First, the surface Fermi level changes by $\approx 150\text{ meV}$ (Fig. 2D) between $\text{Pt}_{7/8}\text{Au}_{1/8}\text{LuSb}$ and $\text{Pt}_{5/8}\text{Au}_{3/8}\text{LuSb}$, with it lying within the hybridization gap in $\text{Pt}_{5/8}\text{Au}_{3/8}\text{LuSb}$. In such a scenario, a much larger change in the α values would be expected between $\text{Pt}_{7/8}\text{Au}_{1/8}\text{LuSb}$ and $\text{Pt}_{5/8}\text{Au}_{3/8}\text{LuSb}$, contrary to what has been experimentally observed. Second, a crossover from a WAL to a weak localization (WL) behavior is expected when the chemical potential lies within the hybridisation gap [37], which is not observed in $\text{Pt}_{5/8}\text{Au}_{3/8}\text{LuSb}$. Furthermore, evidence for a strong disorder effect in $\text{Pt}_{1-x}\text{Au}_x\text{LuSb}$ thin films is also obtained by examining the temperature dependence of the phase coherence length (l_ϕ) (Fig. 4E), which shows a power-law behavior $l_\phi \propto T^{-0.51}$. This is indicative of Nyquist dephasing due to electron-electron interaction effects in two-dimensional systems [38]. In addition, at low temperatures we find evidence for an enhanced dephasing rate, which is plausibly due to the coupling between the surface states and quasi-localised bulk carriers in the variable-range hopping (VRH) regime, as has been observed in other three-dimensional topological insulators [39].

II. DISCUSSION

Having described the magnetotransport properties in our thin films we construct a simple model to understand how quantum Hall states emerge from the TSS in these semi-metallic thin films. We assume the presence of linearly dispersive TSS at both the surfaces of our thin films given by

$$H_{TSS} = \hbar v_f (k_x \sigma_y - k_y \sigma_x) \otimes \tau_z, \quad (2)$$

where the film surface vector is along the z axis, σ_i (τ_i) represents the spin (surface) subspace [40]. We further add a Zeeman term (H_Z), a hybridization term (H_{hyb}) that captures the interaction between the two TSS at opposite surfaces leading to the opening of a hybridization gap as observed in the ARPES measurements, and an inversion symmetry breaking term (H_{invb}) that lifts the degeneracy between the TSS at opposite surfaces, which

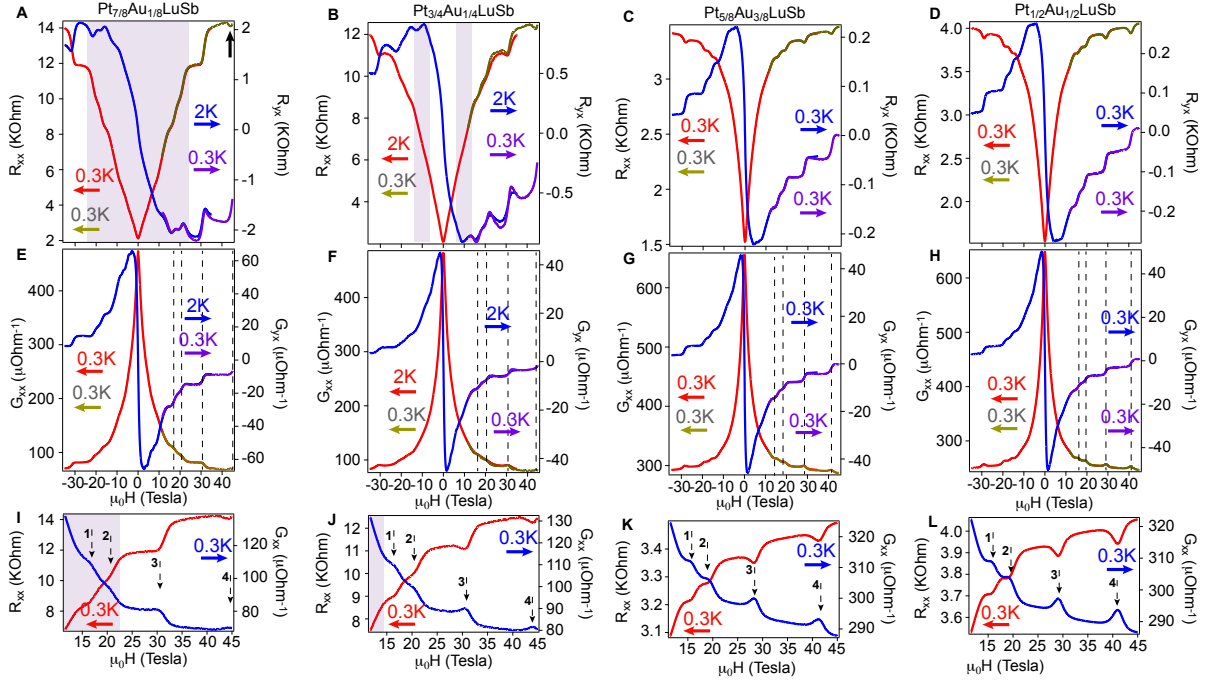


Figure 3: **Linear magnetoresistance behavior to a quantum Hall phase in topological semi-metallic thin films.** Longitudinal and Hall resistance in (A) Pt_{7/8}Au_{1/8}LuSb, (B) Pt_{3/4}Au_{1/4}LuSb, (C) Pt_{5/8}Au_{3/8}LuSb, (D) Pt_{1/2}Au_{1/2}LuSb. Longitudinal and Hall conductance in (E) Pt_{7/8}Au_{1/8}LuSb, (F) Pt_{3/4}Au_{1/4}LuSb, (G) Pt_{5/8}Au_{3/8}LuSb, (H) Pt_{1/2}Au_{1/2}LuSb. Correspondence between the local minima in longitudinal resistance and the local maxima in longitudinal conductance in (I) Pt_{7/8}Au_{1/8}LuSb, (J) Pt_{3/4}Au_{1/4}LuSb, (K) Pt_{5/8}Au_{3/8}LuSb, (L) Pt_{1/2}Au_{1/2}LuSb. Linear magnetoresistance behavior in Pt_{7/8}Au_{1/8}LuSb and in Pt_{3/4}Au_{1/4}LuSb is highlighted by a light violet background in **A,I** and **B,J**, respectively.

could arise due to different screening effect and/or different surface potential at the two surfaces. The total Hamiltonian is

$$H_{tot} = H_{TSS} + H_Z + H_{hyb} + H_{invb}, \quad (3)$$

where

$$H_Z = g\mu_B B_0 \sigma_z \otimes \mathbb{1} \quad (4)$$

$$H_{hyb} = \Delta_h \mathbb{1} \otimes \tau_x \quad (5)$$

$$H_{invb} = \Delta_i \mathbb{1} \otimes \tau_z. \quad (6)$$

Note that the g -factor is the effective g -factor that incorporates orbital contributions of the bulk bands, thus capturing the modification of the surface state dispersion from the ideal Dirac-like behavior. Evidence for g -factor anisotropy in the surface states is obtained from the angle-dependent magnetoresistance measurements (see Supplementary Information.) From the equations above we obtain the Landau energy levels given by

$$\mu = \left[2v_F^2 n \hbar B_0 + (g\mu_B B_0)^2 + \Delta_h^2 + \Delta_i^2 \right. \\ \left. \pm 2\sqrt{(g\mu_B B_0 \Delta_i)^2 + (g\mu_B B_0 \Delta_h)^2 + 2v_F^2 n \hbar B_0 \Delta_i^2} \right]^{1/2}. \quad (7)$$

In Fig. 5 we plot the calculated density of states from the above model, which describes the quantum Hall behavior in our thin films very well. Inclusion of a finite

g -factor and a hybridization gap of the TSS was found to be essential to model our data in agreement with the observation of a finite gap in TSS in the ARPES data. The extracted parameters from the model are summarised in Table 1. Similar chemical potential values are obtained for Pt_{7/8}Au_{1/8}LuSb and Pt_{5/8}Au_{3/8}LuSb at high magnetic fields (Table 1), which, however, differ significantly from the zero-field values obtained from the ARPES measurements (Fig. 2, see Δ_3 values in Table S1 in the Supplementary Information). In addition, the chemical potential values in Pt_{7/8}Au_{1/8}LuSb, which has the lowest bulk carrier concentration, are found to be quite close at both zero and high magnetic fields. Such a behavior can be understood by noting that the quantum Hall states appear in Pt_{1-x}Au_xLuSb thin films after they are in the bulk quantum limit (see Supplementary Information), which results in a similar band-bending behavior at high magnetic fields for different gold concentrations, but can differ at low fields due to different bulk screening effect.

To rule out possible bulk origin of the observed quantum Hall effect we explicitly calculated the Landau levels taking into account both the orbital and Zeeman effects along with the quantum confinement due to the finite thickness of our thin films. We utilized a $k \cdot p$ fitting of the bulk-band structure along with the estimated Fermi levels from the low-field Hall coefficient (Fig. 1D) for the

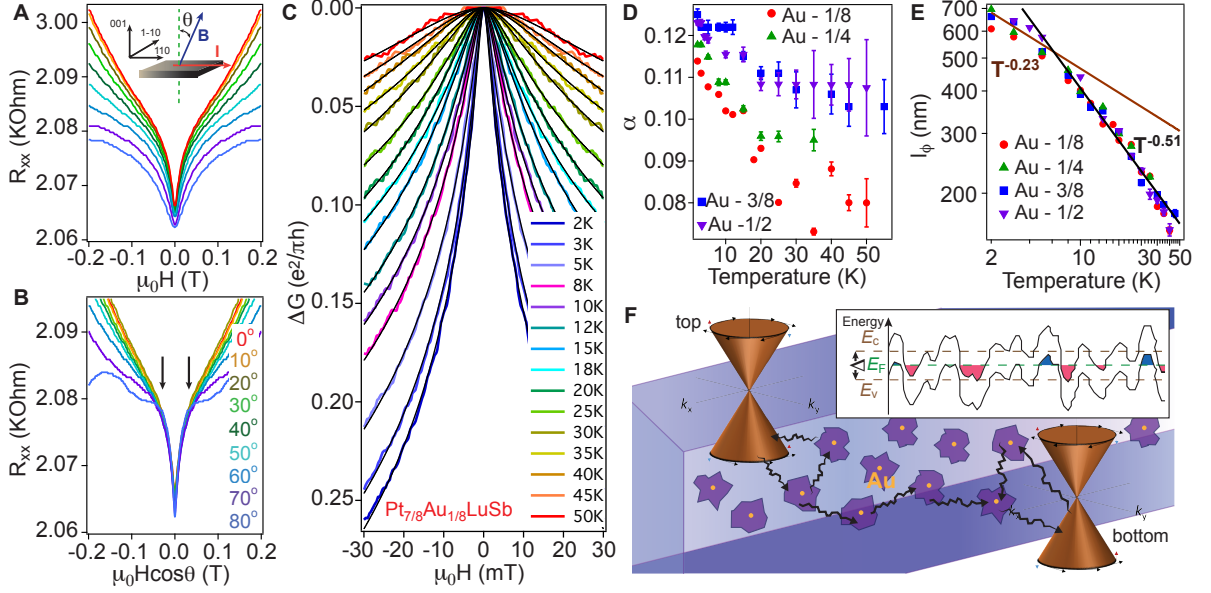


Figure 4: **Weak anti-localization in $\text{Pt}_{1-x}\text{Au}_x\text{LuSb}$ thin films** (A) Weak-antilocalization (WAL) in $\text{Pt}_{7/8}\text{Au}_{1/8}\text{LuSb}$ at different tilt angles. The tilt angle between the surface normal and the magnetic field vector is shown in the inset. (B) Same data in A, but plotted as a function of the perpendicular component of the magnetic field vector. WAL behavior at low magnetic fields (the range shown by the black arrows) scales with the perpendicular component of the magnetic field vector indicating its two-dimensional character. Differential conductance $\Delta G(B = \mu_0 H) = G(B) - G(0)$ as a function of magnetic field and corresponding HLN fits for (C) $\text{Pt}_{7/8}\text{Au}_{1/8}\text{LuSb}$. Temperature dependence of the extracted (E) pre-factor (α) and (F) phase coherence length (l_ϕ) as a function of temperature. (G) Cartoon showing interaction of the TSS with the quasi-localised bulk carriers. Inset shows fluctuation of the bulk bands due to inhomogeneous distribution of the Au dopant atoms leading to the formation of quasi-localized bulk carriers, both electrons and holes. [32] Δ denoted the hybridization band gap.

Table I: Model parameters

Parameters	Au - 1/8	Au - 1/4	Au - 3/8	Au - 1/2
1. μ (meV)	126	130	116	115
2. g	7.5	6.6	10.3	9.4
3. Δ_h (meV)	66	73	51	48
4. Δ_i (meV)	3	2	3	3
5. k_F (\AA^{-1})	0.034	0.034	0.033	0.033

calculations, details of which can be found in the Supplementary Information. Even after the inclusion of a range of plausible g -factor values for the bulk bands, the experimental data cannot be reconciled with the estimated Landau levels ruling out the possibility of their bulk origin. Another possible origin of the observed quantum Hall behavior is the presence of massive, doubly degenerate Volkov-Pankratov states at the $\text{Pt}_{1-x}\text{Au}_x\text{LuSb}$ / InSb hetero-interface [41–43]. However, such states can only arise for a smooth hetero-interface where the gap evolves over a length l greater than ξ , which is impossible in our case as the estimated value of ξ in $\text{Pt}_{1-x}\text{Au}_x\text{LuSb}$ thin films exceeds the film thickness. Another tantalizing possibility for the origin of the observed quantum Hall effect could be the Fermi arc states [44] that originate from magnetic field induced Weyl points, as has been predicted in the half-Heusler compounds [45]. However, symmetry constraints on the Fermi arc states explicitly

rule out the possibility of lifting the degeneracy of the Fermi arc induced quantum Hall states under a magnetic field, in contrast to our experimental observation (see Supplementary Information).

Our magnetotransport results, analysis of the WAL effect, and modelling of the quantum Hall data allows us to elucidate the origin of the linear magnetoresistance and its transmutation into a quantum Hall phase in $\text{Pt}_{1-x}\text{Au}_x\text{LuSb}$ thin films. At low Au concentration, TSS interact strongly with the semi-localized charge carriers in the bulk [32], most likely formed around inhomogeneously distributed Au dopant atoms. This leads to a broadening of the Landau levels of the TSS, evident from the magnetoconductance data in Fig. 3E, 3I, and manifests in a magnetoresistance behavior that is linear in magnetic field. Our data points to a mechanism similar to the one proposed by Wang and Lei [12], where Zeeman splitting of the TSS plays an important role evidence for which is provided in our analysis of the quantum Hall effect, shown in Fig. 5. However, the predicted magnitude of the linear magnetoresistance within such a mechanism is much smaller than what we observe in $\text{Pt}_{1-x}\text{Au}_x\text{LuSb}$ thin films. It is possible that the experimentally observed strong coupling of the surface states with the quasi-localised bulk carriers enhances the LMR beyond what is predicted within the proposed mechanism [10]. In $\text{Pt}_{1-x}\text{Au}_x\text{LuSb}$ samples with higher Au

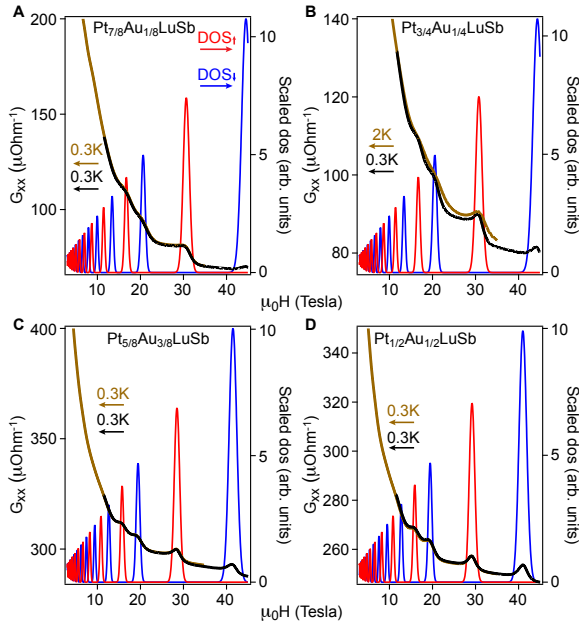


Figure 5: **Fits to the quantum Hall data in $\text{Pt}_{1-x}\text{Au}_x\text{LuSb}$** Conductance plots and corresponding fits to the *two-Dirac model*, as described in the text, for (A) $\text{Pt}_{7/8}\text{Au}_{1/8}\text{LuSb}$, (B) $\text{Pt}_{3/4}\text{Au}_{1/4}\text{LuSb}$, (C) $\text{Pt}_{5/8}\text{Au}_{3/8}\text{LuSb}$, (D) $\text{Pt}_{1/2}\text{Au}_{1/2}\text{LuSb}$. DOS_\uparrow and DOS_\downarrow are the contributions from the Zeeman split Landau levels with spin directions along and opposite to the applied magnetic field, respectively.

concentration, bulk carriers exhibit stronger tendency to localize due to an increase in the impurity concentration, evident from a reduction in the bulk carrier mobility (Fig. 1C). This results in a weaker surface-bulk coupling resulting in the emergence of well-separated Landau levels of the TSS, which manifests as well defined quantum Hall plateaus. At sufficiently high fields, localization of the bulk carriers is enhanced and surface-bulk coupling is reduced even in the $\text{Pt}_{1-x}\text{Au}_x\text{LuSb}$ samples with low Au concentration, where a quantum Hall phase can be seen to emerge from a linear magnetoresistance behavior (Fig. 3A,3B) at high magnetic field. Enhanced coupling between the surface and the bulk carriers in films with low Au concentration brings TSS closer to a strongly interacting regime evident from a reduced WAL effect (Fig. 4D), as discussed earlier.

III. CONCLUSION

In summary, our work has unambiguously revealed the macroscopic physical observables of the TSS in a semi-metallic half-Heusler compound $\text{Pt}_{1-x}\text{Au}_x\text{LuSb}$, thus establishing its topological nature. Our observation of a quantum Hall phase emerging from the TSS in $\text{Pt}_{1-x}\text{Au}_x\text{LuSb}$ establishes compensation alloying in epitaxial thin films as an effective strategy to both reveal and control exotic properties in topological systems with

a semi-metallic bulk bandstructure. Although, in the past, several different mechanisms have been suggested for the origin of linear magnetoresistance behavior in semimetals, our work experimentally establishes the role of TSS and its interaction with the quasi-localised bulk carriers in the observed linear magnetoresistance behavior by establishing it as a precursor phase to the quantum Hall phase emerging out of the TSS. This has been made possible by our ability to continuously tune the surface-bulk coupling within the same material system, which is shown as an important parameter controlling magneto-transport properties in compounds with both surface and bulk carriers.

Methods

A. Thin Film Growth

Epitaxial thin films of 15 nm thick $\text{Pt}_{1-x}\text{Au}_x\text{LuSb}$ were synthesized on a 270 nm thick InSb buffer layer grown on GaAs substrates by molecular-beam epitaxy (MBE). InSb atomic layers were nucleated at 360°C and grown at 410°C following thermal desorption of the native oxide on GaAs substrates. During the growth process, InSb (6.479 Å) atomic layers were almost immediately relaxed due to a large lattice mismatch with GaAs (5.653 Å). InSb buffer layers, which are grown in a modified VG-80 MBE system were taken out of the chamber post-growth and loaded into a modified Veeco Gen-II MBE system where the surface oxide was removed by atomic hydrogen before the growth of $\text{Pt}_{1-x}\text{Au}_x\text{LuSb}$ atomic layers. $\text{Pt}_{1-x}\text{Au}_x\text{LuSb}$, which has a lattice constant similar to that of InSb grows as a pseudomorphic epitaxial layer with respect to the underlying InSb buffer layer. $\text{Pt}_{1-x}\text{Au}_x\text{LuSb}$ thin films of different gold concentrations were all grown on the same InSb buffer layer, which was cleaved outside the vacuum chamber into smaller pieces for individual $\text{Pt}_{1-x}\text{Au}_x\text{LuSb}$ growths with different Au concentrations. PtLuSb thin films were grown at substrate temperatures between 370°C and 400°C. Substrate temperatures were progressively lowered for thin-film growths with higher gold concentration with the $\text{Pt}_{1/2}\text{Au}_{1/2}\text{LuSb}$ thin films grown at the substrate temperatures between 310°C and 340°C. Following a procedure similar to [18], for $\text{Pt}_{1-x}\text{Au}_x\text{LuSb}$ growths Lu, Au, and Sb were evaporated from effusion cells, while Pt was evaporated using an e-beam evaporator. Atomic fluxes of Lu, Au, Sb, and Pt were calibrated by Rutherford back-scattering spectrometry (RBS) measurements of the elemental areal atomic density of calibration samples grown on Si substrates. These measurements were then used to calibrate *in-situ* beam flux measurements using an ion gauge for Lu, Au, Sb, and a quartz crystal microbalance (QCM) for Pt.

B. ARPES

ARPES measurements were performed at the Advanced Light Source at the end station 10.0.1.2. Samples were transferred from the growth chamber at UCSB to an analysis chamber equipped with a Scienta R4000 spectrometer at ALS in a custom-built UHV suitcase allowing us to maintain the pristine sample surface throughout the entire sample transfer process. Samples were cooled to a temperature of 70K with liquid nitrogen. Tunable synchrotron light with photon energies in the range of 20 - 80 eV was used for the measurements.

C. Transport Measurements

Transport measurements were performed on fabricated Hall bar devices using a low frequency ac lock-in technique. Measurements were performed in-house using a Quantum Design PPMS equipped with a 14 Tesla magnet and at the National High Magnetic Field Lab at Tallahassee, Florida using a 35 Tesla and a hybrid 45 Tesla magnets. Hall bars of dimension $400\text{ }\mu\text{m} \times 100\text{ }\mu\text{m}$ were fabricated using optical lithography followed by an ion milling procedure using argon ions. Contacts were made using $50\text{ }\mu\text{m}$ gold wires bonded onto lithographically patterned gold contacts. A low current of $1\text{ }\mu\text{A}$ was sourced for all measurements to avoid Joule heating with the current flowing along the [110] crystallographic axis unless mentioned otherwise.

D. DFT Calculations

The calculations were performed based on the DFT approach, as implemented in the VASP code [46]. The exchange-correlation term was described using the generalized gradient approximation (GGA) functional proposed by Perdew, Burke, and Ernzerhof [47]. The Kohn-Sham orbitals are expanded in a plane wave basis set with an energy cutoff of 400 eV. The Brillouin zone is sampled according to the Monkhorst-Pack method [48], using a gamma-centered $7 \times 7 \times 5$ ($7 \times 7 \times 1$) mesh for the tetragonal bulk (slab) calculations. The electron-ion

interactions are taken into account using the projector augmented wave method [49]. All geometries have been relaxed until atomic forces were lower than $0.01\text{ eV}/\text{\AA}$. For the slab calculations, to avoid significant interaction between periodic images, a vacuum region of 15 \AA was used.

IV. ACKNOWLEDGEMENTS

We thank Mihir Pendharkar for helpful discussions. The synthesis of the thin films, the development of the UHV suitcase, the ARPES experiments, and the theoretical work were supported by the US Department of Energy (Contract no. DE-SC0014388). Development of the growth facilities and low temperature magnetotransport measurements were supported by the Office of Naval Research through the Vannevar Bush Faculty Fellowship under the Award No. N00014-15-1-2845. Scanning probe studies were supported by the National Science Foundation (Award number DMR-1507875). This research used resources of the Advanced Light Source, which is a DOE Office of Science User Facility under contract no. DE-AC02-05CH11231. A portion of this work was performed at the National High Magnetic Field Laboratory, which is supported by the National Science Foundation Cooperative Agreement DMR-1644779 and the state of Florida. We acknowledge the use of shared facilities of the National Science Foundation (NSF) Materials Research Science and Engineering Center (MRSEC) (DMR 1720256) at the University of California Santa Barbara, the UCSB Nanofabrication Facility, an open access laboratory, and the LeRoy Eyring Center for Solid State Science at Arizona State University. Density functional theory calculations made use of the National Energy Research Scientific Computing Center (NERSC), a U.S. Department of Energy Office of Science User Facility operated under Contract no. DE-AC02-05CH11231. Theoretical analysis (J.C. and Y.F) was supported by the National Science Foundation under Grant No. DMR-1942447. J.C. acknowledges the support of the Flatiron Institute, a division of the Simons Foundation. D.R. gratefully acknowledges support from the Leverhulme Trust via an International Academic Fellowship (IAF-2018-039).

-
- [1] Pippard, A. B., *Magnetoresistance in metals*. Cambridge University Press (1989).
 - [2] Leahy, I. A., et al. Nonsaturating large magnetoresistance in semimetals. *Proc. Natl. Acad. Sci. USA* **115**, 10570 (2018).
 - [3] Wang, X., et al. Room Temperature Giant and Linear Magnetoresistance in Topological Insulator Bi₂Te₃ Nanosheets. *Phys. Rev. Lett.* **108**, 266806 (2012).
 - [4] Yan, Y., et al. Large magnetoresistance in high mobility topological insulator Bi₂Se₃. *Appl. Phys. Lett.* **103**, 033106 (2013).
 - [5] Zhang, S. X., et al. Magneto-resistance up to 60 Tesla in topological insulator Bi₂Te₃ thin films. *Appl. Phys. Lett.* **101**, 202403 (2012).
 - [6] Narayanan, A., et al. Linear Magnetoresistance Caused by Mobility Fluctuations in n-doped Cd₃As₂. *Phys. Rev. Lett.* **114**, 117201 (2015).
 - [7] Xu, R., et al. Large magnetoresistance in non-magnetic silver chalcogenides. *Nature* **390**, 57 (1997).
 - [8] Parish, M., Littlewood, P. Non-saturating magnetoresistance in heavily disordered semiconductors. *Nature* **426**, 162 (2003).

- [9] Song, J. C. W., Rafael, G., Lee, P. A. Linear magnetoresistance in metals: Guiding center diffusion in a smooth random potential. *Phys. Rev. B* **92**, 180204 (2015).
- [10] Nandi, D., et al. Signatures of long-range-correlated disorder in the magnetotransport of ultrathin topological insulators *Phys. Rev. B* **98**, 214203 (2018).
- [11] Abrikosov, A., Quantum magnetoresistance. *Phys. Rev. B* **58**, 2788 (1998).
- [12] Wang, C., Lei, X., Linear magnetoresistance on the topological surface. *Phys. Rev. B* **86**, 035442 (2012).
- [13] Assaf, B., et al. Linear magnetoresistance in topological insulator thin films: Quantum phase coherence effects at high temperatures. *Appl. Phys. Lett.* **102**, 012102 (2013).
- [14] Chadov, S., et al. Tunable multifunctional topological insulators in ternary Heusler compounds. *Nat. Mater.* **9**, 541-545 (2010).
- [15] Lin, H., et al. Half-Heusler ternary compounds as new multifunctional experimental platforms for topological quantum phenomena. *Nat. Mater.* **9**, 546-549 (2010).
- [16] Logan, J. A., et al. Observation of a topologically non-trivial surface state in half-Heusler PtLuSb (001) thin films. *Nat. Commun.* **7**, 1-7 (2016).
- [17] Yonggang, G. Y., Zhang, X., Zunger, A. Natural off-stoichiometry causes carrier doping in half-Heusler filled tetrahedral structures. *Phys. Rev. B* **95**, 085201 (2017).
- [18] Patel, S. J., et al. Surface and electronic structure of epitaxial PtLuSb (001) thin film. *Appl. Phys. Lett.* **104**, 201603 (2014).
- [19] Mellnik, A. R., Lee, J. S., Richardella, A., Grab, J. L., Mintun, P. J., Fischer, M. H., Vaezi, A., Manchon, A., Kim, E.-A., Samarth, N., Ralph, D. C. Spin-transfer torque generated by a topological insulator, *Nature* **511**, 449 (2014).
- [20] Qi, X.-L., Zhang, S.-C. Topological insulators and superconductors. *Rev. Mod. Phys.* **83**, 1057 (2011).
- [21] De Groot, R. A., Mueller, F. M., Van Engen, P. G., Buschow, K. H. J. New class of materials: half-metallic ferromagnets. *Phys. Rev. Lett.* **50**, 2024 (1983).
- [22] Klimczuk, T., et al. Superconductivity in the Heusler family of intermetallics. *Phys. Rev. B* **85**, 174505 (2012).
- [23] Nakajima, Y., et al. Topological RPdBi half-Heusler semimetals: A new family of non-centrosymmetric magnetic superconductors. *Sci. Adv.* **1**, e1500242 (2015).
- [24] Hinterleitner, B., et al. Thermoelectric performance of a metastable thin-film Heusler alloy. *Nature* **576**, 85-90 (2019).
- [25] Wollmann, L., Nayak, A. K., Parkin, S. S. P., Felser, C. Heusler 4.0: tunable materials. *Annu. Rev. Mater. Res.* **47**, 247-270 (2017).
- [26] Graf, T., Felser, C., Parkin, S. S. P. Simple rules for the understanding of Heusler compounds. *Prog. Solid State Ch.* **39**, 1-50 (2011).
- [27] Palmström, C. J. Heusler compounds and spintronics. *Prog. Cryst. Growth Charact. Mater.* **62**, 371-397 (2016).
- [28] Linder, J., Yokoyama, T., Sudbø, A. Anomalous finite size effects on surface states in the topological insulator Bi₂Se₃ *Phys. Rev. B* **80**, 205401 (2009).
- [29] Brillson, L. J., Surfaces and interfaces of electronic materials *John Wiley and Sons* (2010).
- [30] Singh, S., et al., Linear magnetoresistance and surface to bulk coupling in topological insulator thin films. *J. Phys. Condens. Matter.* **29**, 505601 (2017).
- [31] Ando, Y., Topological insulator materials *J. Phys. Soc. Jpn.* **82**, 102001 (2003).
- [32] Skinner, B., Chen, T., Shklovskii, B., Why Is the Bulk Resistivity of Topological Insulators So Small? *Phys. Rev. Lett.* **109**, 176801 (2012).
- [33] Hikami, S., Larkin, A. I., Nagaoka, Y., Spin-orbit interaction and magnetoresistance in the two dimensional random system. *Prog. Theor. Phys.* **63**, 707-710 (1980).
- [34] Liao, J., et al., Observation of Anderson Localization in Ultrathin Films of Three-Dimensional Topological Insulators. *Phys. Rev. Lett.* **114**, 216601 (2015).
- [35] Minkov, G. M., Germanenko, A. V., Gornyi, I. V., Magnetoresistance and dephasing in a two-dimensional electron gas at intermediate conductances. *Phys. Rev. B* **70**, 245423 (2004).
- [36] Kim, D., et al., Coherent topological transport on the surface of Bi₂Se₃. *Nat. Commun.* **4**, 2040 (2013).
- [37] Lu, H.-Z., Shi, J., Shen, S.-Q., Competition between Weak Localization and Antilocalization in Topological Surface States. *Phys. Rev. Lett.* **107**, 076801 (2011).
- [38] Altshuler, B. L., Aronov, A. G., Khmelnitsky, D. E., Effects of electron-electron collisions with small energy transfers on quantum localisation. *J. Phys. C* **15**, 7367 (1982).
- [39] Liao, J. et al., Enhanced electron dephasing in three-dimensional topological insulators. *Nat. Commun.* **8**, 16071 (2017).
- [40] Brüne, C et al., Quantum Hall Effect from the Topological Surface States of Strained Bulk HgTe. *Phys. Rev. Lett.* **106**, 126803 (2011).
- [41] Volkov, B. A., Pankratov, O. Two-dimensional massless electrons in an inverted contact. *JETP Lett.* **42**, 178 (1985).
- [42] Tchoumakov, S., et al. Volkov-Pankratov states in topological heterojunctions. *Phys. Rev. B* **96**, 201302 (2017).
- [43] Inhofer, A., et al. Observation of Volkov-Pankratov states in topological HgTe heterojunctions using high-frequency compressibility. *Phys. Rev. B* **96**, 195104 (2017).
- [44] Armitage, N. P., Mele, E. J., Vishwanath, A., Weyl and Dirac semimetals in three-dimensional solids. *Rev. Mod. Phys.* **90**, 015001 (2018).
- [45] Cano, J., et al. Chiral anomaly factory: Creating Weyl fermions with a magnetic field. *Phys. Rev. B* **95**, 161306 (2017).
- [46] Kresse, G., Furthmüller, J. Efficiency of ab-initio total energy calculations for metals and semiconductors using a plane-wave basis set. *Comput. Mater. Sci.* **6**, 15-50 (1996).
- [47] Perdew, J. P., Burke, K., Ernzerhof, M. Generalized Gradient Approximation Made Simple. *Phys. Rev. Lett.* **77**, 3865-3868 (1996).
- [48] Monkhorst, H. J., Pack, J. D., Special points for Brillouin-zone integrations. *Phys. Rev. B* **13**, 5188-5192 (1976).
- [49] Blöchl, P. E., Projector augmented-wave method. *Phys. Rev. B* **50**, 17953-17979 (1994).