

The role of consciousness in biological cybernetics: emergent adaptive and maladaptive behaviours in artificial agents governed by the projective consciousness model

Rudrauf, D.^{*1,2,3}, Sergeant-Perthuis, G.², Belli, O.^{2,4}, Tisserand, Y.^{1,2}, and Di Marzo
Serugendo, G.^{5,3}

¹*FPSE, Section of Psychology, University of Geneva, Geneva, Switzerland*

²*Swiss Center for Affective Sciences, University of Geneva, Geneva, Switzerland*

³*Computer Science University Center, University of Geneva, Geneva, Switzerland*

⁴*Evolutio, Geneva, Switzerland*

⁵*SDS, University of Geneva, Geneva, Switzerland*

22 December 2020

*Corresponding author: david.rudrauf@unige.ch

Highlights

- Novel account of appraisal and theory of mind based on the projective consciousness model.
- Model accounts for known psychophysical relationships between appraisal and distance.
- Model generates known adaptive and maladaptive behaviours as a function of interpretable parameters.
- Model offers an account of the role of consciousness in biological cybernetics.
- Model opens new paths towards a science of consciousness and robotic applications.

Contents

1	Introduction	5
1.1	Principles for machine consciousness	5
1.2	Perspective taking abilities at the core of human consciousness	6
1.2.1	Visual perspective taking	6
1.2.2	Theory of Mind and mentalisation	6
1.2.3	Social-affective perspective taking and joint attention behaviours	7
1.2.4	Disturbances of social-affective perspective taking and maladaptive behaviours	7
1.3	Active inference and the Free Energy principle	8
1.4	The projective consciousness model: principles and extension to appraisal and social-affective perspective taking	8
1.4.1	The field of consciousness, appraisal and motivation: projective geometry and the psychophysics of distance	9
1.4.2	The field of consciousness and social-affective perspective taking as a method for ToM	12
2	Material and methods	14
2.1	Note on modelling rationale and robotic context	14
2.1.1	Abstraction and componential modelling	14
2.1.2	Embodied context and robotic platform	15
2.2	Free energy	15
2.2.1	Setting	15
2.2.2	Statistical physics and probability	15
2.2.3	Free energy	17
2.2.4	Kullback-Leibler divergence	18
2.2.5	Relative entropy is the Kullback-Leibler divergence	20
2.3	Inference	20
2.3.1	Setting	20
2.3.2	General Terminology	21
2.3.3	Direct inference	22
2.3.4	Inverse inference	22
2.4	The Free-Energy Principle	24
2.4.1	Setting	24
2.4.2	Sensory sample and causes	24
2.4.3	Perception	25
2.4.4	Action	25
2.4.5	Concluding remarks on active inference	26
2.5	The Projective Consciousness Model	26
2.5.1	Setting	27
2.5.2	Modelled entities: object, agent, subject	28
2.5.3	Preferences and emotion	28
2.5.4	ToM-related factors: other agents' influence on the subject	29
2.5.5	Field of Consciousness and attentional focalisation	29
2.5.6	Inverse inference on preferences	34
2.5.7	Action of the Field of Consciousness on appraisal	35
2.5.8	Action 1 : Emotion expression	38
2.5.9	Action 2: Choice of best move	39
2.5.10	Summary of all parameters in the model	42
2.6	Simulation design and campaigns	43
2.6.1	General setting of simulations	43
2.6.2	Situation 1: imagining a better place to overcome an obstacle	44

2.6.3	Situation 2: social-affective perspective taking and joint attention behaviours . .	45
2.6.4	Situation 3: attribution to others of negative prior about the self and maladaptive avoidance behaviours	46
2.6.5	Situation 4: taking advantage of false beliefs in others	47
2.7	Behavioural analytics	48
2.7.1	Approach-Avoidance metrics	48
2.7.2	Joint Attention metrics	48
3	Results	48
3.0.1	Situation 1: imagining a better place to overcome an obstacle	48
3.0.2	Situation 2: social-affective perspective taking and joint attention behaviours . .	50
3.0.3	Situation 3: attribution to others of negative prior about the self and maladaptive avoidance behaviours	52
3.0.4	Situation 4: taking advantage of false beliefs in others	54
4	Discussion	57
4.1	Advantages of the PCM to model appraisal and social-affective perspective taking . . .	57
4.2	Simulations of adaptive behaviours	57
4.3	Simulations of maladaptive behaviours	57
4.4	Current limitations and perspectives	58
4.5	Note on comparing simulations to empirical behaviours	58
4.6	Towards a science of consciousness?	59
5	Conclusion	59
A	Algorithm description with pseudo-code	60
A.1	Settings	60
A.2	Algorithm overview	60
A.2.1	Algorithm base	60
A.2.2	States	61
A.2.3	Actions	61
A.2.4	Free energy computation process	61
A.2.5	Simulation algorithm skeleton	62
A.2.6	Prediction of others and planning	63
A.2.7	Note on performance	64
B	(Anki) Cozmo Robot controller and spatial referential	64
B.1	Cozmo robots' features and SDK	64
B.2	Multiple robots and common spatial reference system	65
B.3	Interfacing Cozmo robots and the PCM	65
B.4	Note on offline and online modes	65

Abstract

The role of consciousness in biological cybernetics remains an essential yet open question. We applied the principles of the Projective Consciousness Model (PCM) to derive a unified model of appraisal and social-affective perspective taking, and their role in the motivation of action. We show how the PCM can account for known relationships between appraisal and distance as an inverse distance law, and how it can be generalised to implement Theory of Mind. We used simulations of artificial agents based on psychological rationale to demonstrate how different model parameters could generate a variety of emergent adaptive and maladaptive behaviours: the ability to be resilient in the face of obstacles through imaginary projections, the emergence of social approach and joint attention behaviours, the ability to take advantage of false beliefs attributed to others, the emergence of avoidance behaviours as observed in social anxiety disorders, the presence of restricted interests as observed in autism spectrum disorders. The simulation of agents was applied to a specific robotic context, and agents' behaviours were demonstrated by controlling the corresponding robots. The approach opens new paths towards a science of consciousness, and applications, from clinical assessment and training to the design of artificial (virtual and robotic) agents.

1 Introduction

The cyberneticist Valentino Braitenberg, a pioneer in synthetic psychology, used simple toy vehicles as models of animal navigation (the so-called “Braitenberg vehicles”), to demonstrate how basic sensorimotor rules, can give rise to the emergence of relatively complex behaviours [1]. We followed in his footsteps, while acknowledging that simple sensorimotor rules have limited explanatory power. We used a similar approach to investigate the role of more sophisticated cognitive, affective and social processing, present in higher animals, and particularly developed in humans, in generating adaptive and maladaptive behaviours.

More specifically, we sought to better understand and model the role of subjective experience as framed by consciousness in biological cybernetics. This is one of the greatest challenges of our time [2, 3, 4, 5]. It could be critical for the design of human-like, interpretable, affective and social artificial agents (robots or virtual humans). It would serve psychological science by modelling the causal relationships between key psychological mechanisms and observable, adaptive and maladaptive behaviours, to test mechanistic hypotheses. It could help determine conditions of clinical outcome optimisation, identify treatment strategies, and make psycho-educational recommendations.

Here we used the principles of the Projective Consciousness Model (PCM) [6, 7, 8, 9], which explicitly relates core aspects of the phenomenology of subjective experience to biological cybernetics and behaviour, in order to implement artificial agents and simulate adaptive and maladaptive behaviours. We applied the model to a specific robotic context, using Cozmo (Anki) robots represented in, and controlled by the simulations to demonstrate more concretely the behaviours of the agents. We make theoretical contributions, by showing how the PCM can account for known psychophysical laws involved in appraisal, and be naturally extended to social-affective processing and Theory of Mind (ToM), in order to illuminate the possible role of consciousness in the generation of behaviour.

After introducing the relevant background and methods, we consider how different, psychologically sound parameterisations of the same model can generate a diversity of meaningful adaptive and maladaptive behaviours, such as approach-avoidance and joint attention.

1.1 Principles for machine consciousness

Models of consciousness developed over the last three decades encompass five broad conceptual frameworks [10]: global workspace theories [11], integrated information theories [12], internal self-model theories, higher-level representations, and attention mechanisms; the two first frameworks being the most prominent.

It remains largely mysterious however, how information is accessed, shaped and exploited through consciousness specifically, and how unified principles could account for the phenomenology of subjective experience and its role in biological cybernetics, i.e. the governance of situated autonomous systems under constraints of survival (animals, humans, robots) [13, 14, 15].

Chella and Manzotti emphasized that the design of a conscious machine should integrate explicit modelling of embodiment, situatedness, emotions and motivations, unity, time, free will, representation, and most importantly qualitative experience (or subjective character) [16, 17]. Aleksander [18] proposed five “axioms” for machine consciousness : 1) presence, which involves mechanisms representing the world and the organism in it; 2) imagination, which corresponds to internal simulations of state trajectories in the absence of sensory input; 3) attention, which involves mechanisms guiding sensors during perceptual acts, and modulating imaginary processing; 4) planning, which relies on the volitional exploration of possible actions through imaginary processing; 5) emotion, which participates in the evaluation of plans.

We hold that, before designing machines emulating fully grown, adult humans, with advanced procedural and semantic knowledge, and symbolic communication means, making progress towards the modelling of consciousness, first demands to model the mind and behaviour of young children, non-verbal communication and interactions, focusing on the core of their subjective structure, and taking inspiration from developmental and clinical psychology [6]. Current AI models still struggle with achieving many aspects of human infant intelligence [19]. One central aspect of such subjective structure is the combination of cognitive representations, including of sensorimotor spatial relationships, and affective attributions of values to these representations, in the perspective of action programming [20, 21].

1.2 Perspective taking abilities at the core of human consciousness

Consciousness represents the world in a non-trivial viewpoint-dependent manner [22], which plays a pivotal role in perception and imaginary perspective taking [7]. Perspective taking relies on the spatial framing of multimodal sensory and affective information, relating egocentric and allocentric frames with respect to the body, and conditions how embodied agents represent and interact with objects and others (see review in [23, 7, 24]). (Interestingly, abstract reasoning has been linked to the representation of space in situated autonomous agents [25]). Furthermore, humans, and other animals, are social beings that perform theory of mind (ToM), which is itself grounded in perspective taking [26]. These mechanisms are essential for the development of adaptive and maladaptive behaviours.

1.2.1 Visual perspective taking

Visual perspective taking (VPT) is the process through which one can simulate how the world may appear from another point of view [27]. VPT enables people to infer that a specific object can or cannot be seen from another point of view (VPT *level* – 1, or VPT1), e.g. due to obstructions, and that the same object can be seen differently by two persons (VPT *level* – 2, or VPT2). Performance in VPT2 has been linked to social mentalising abilities or Theory of Mind (ToM) [27]. The terminology might be somewhat misleading as VPT does not imply an exact representation of the detailed visual experience. Instead, it can be sketchy and imprecise, and nevertheless play an important functional role. Moreover, it is not necessarily purely visual but in fact should be conceived as a supramodal process of spatial cognition [6].

1.2.2 Theory of Mind and mentalisation

ToM is the ability to make inferences about others’ mental states, beliefs and desires, in order to understand and predict their overt behaviours. It encompasses cognitive and affective dimensions, and relies on imaginative processes [28, 29, 30]. Mentalising is another term for ToM [31], used in a psychodynamic perspective [32]. The cognitive and psychodynamic literature emphasizes the integral link between perspective taking and ToM or mentalising, in connection to developmental and clinical

rationale aiming at understanding and treating psychopathology (for a review on this link see for instance [33]).

Six levels of perspective taking underlying ToM have been distinguished as components of the normal development of children, which disruption may lead to differentiated symptomatic behaviours [34]. *Level* – 1 and –2 respectively correspond to VPT1 and VTP2 above. *Level* – 3 is the ability to understand that knowing requires to reduce uncertainty through direct sensory evidence (to know for sure what a box contains, one has to look inside it). *Level* – 4 corresponds to the use of true beliefs about past experiences to correctly predict others’ behaviour (one may predict that another knowing that a box contains a desired object will approach it). *Level* – 5 is the ability to understand false beliefs and their consequences. A seminal task to probe *level* – 5 ToM is the so-called Sally-Anne test [35, 36]. Typically, two puppets, Sally and Anne are presented to a child. Sally puts a marble in a basket while Anne is watching. Sally goes out for a walk. Anne takes the marble out of the basket and puts it into a box next to the basket. The question to the child is then: where will Sally look for her marble when she comes back? A child with *level* – 5 ToM will answer in the basket, whereas a child without it will answer in the box (where it is now). Non-verbal tasks have been used to demonstrate that *level*5 may be developed much earlier than previously thought (as soon as 15-month-old if not earlier) [37]. *Level* – 6 ToM, also called second-order ToM, corresponds to the ability to understand embedded beliefs, i.e. that other people can themselves make inferences about what other people are thinking. It is the ability to perform ToM about others’ ToM.

Simulation theory, i.e. the internal simulation of self and others by projection of self-models, has been proposed to account for essential aspects of empathy, social perspective taking and affective learning [38, 39]. The adaptive use of perspective taking is believed to play a critical role in emotion regulation and social-affective development, according to both cognitive-behavioural [40, 41] and psychodynamic traditions [42, 43, 44]. It also connects to appraisal theory [45, 46, 47], and in particular reappraisal, which fosters resilience [48].

1.2.3 Social-affective perspective taking and joint attention behaviours

As a behaviour, joint attention or shared attention corresponds to a situation in which two or more individuals look at the same object (or person) with expressed interest. Psychologically, it requires that the individuals establish a shared interest for the item through ToM. It is typically triggered by an individual signaling the interest of the item through orientation, eye-gazing, pointing, vocalizations or verbal utterances. The ability to perform joint attention normally appears during the first year of age [49]. According to a prominent theory, it implies the ability to represent another person’s representation of items, in terms of both the spatial relationships between the other and the items, and how they appear tagged for this person with a positive or negative valence, which indicates interest in, or preference for attending to the items [21]. For this reason, we use the term “social-affective perspective taking” throughout this article. This process is a powerful method for view-point dependent, situated systems, to make inference, learn and expand knowledge adaptively about their environment through the experience of others [50].

1.2.4 Disturbances of social-affective perspective taking and maladaptive behaviours

Autism Spectrum Disorders (ASD) and Social Anxiety Disorders (SAD) (among other disorders), can be related to disturbances of social-affective perspective taking at different levels, which impact adaptive emotion regulation strategies, approach-avoidance and joint attention behaviours.

ASD is characterized by deficits in social interactions and communication, restricted interests, and repetitive behaviours [51]. One of the key early diagnostic criteria for ASD is a deficit in joint attention behaviours. ASD has been associated with impairment in social-affective perspective taking or more generally ToM, and their interactions with emotion regulation [52, 27]. According to the Empathizing-Systemizing (E-S) theory, ASD would result from a developmental delay or disturbance of ToM, causing a “mindblindness” and reduced empathetic abilities, combined with tendencies for

systemizing, i.e. seeking to explain the world with limited, rigid rules [53]. Mindblindness would be related to asymmetries in processing the self *versus* others [54]. Social motivation theory emphasizes a primary deficit in interest for social stimuli, effectively leading to mindblindness [55].

SAD is characterized by a debilitating fear and avoidance of social situations, in which the performance of an individual might be judged in an humiliating way [51]. SAD individuals tend to over-mentalise and attribute negative beliefs about them to others, which altogether would underlie social avoidance behaviours [56, 57]. At the same time, they maintain high social standards and strong affiliation needs (for review, see [58, 59]). In other words, SAD individuals find themselves in a conflict of approach-avoidance with respect to others, which they fear but care about [60]. They appear to struggle with shifting their attention towards positive cues that could disconfirm their negative beliefs [58], which is reinforced by their avoidance of social exposure [57].

1.3 Active inference and the Free Energy principle

To approach the problem of modelling consciousness as part of biological cybernetics, it is important to identify and consider relevant, general modelling frameworks.

Active inference can be described as an iterative cycle, defined by an inference about the causes of sensory information that influences the choice of action, which outcome in turn influences inference, and so on. Any process that integrates cycles of perception, prediction, and action, in order to confirm or update prior beliefs and satisfy preferences about the self and the world, according to sensory evidence, can be called active inference.

A celebrated implementation of active inference is the so-called Free-Energy Principle (FEP), which entails that autonomous embodied agents infer states of affairs according to internal models, to act in a manner most compatible with those inferred states based on the minimisation of free energy [61, 62, 63, 64, 65] (see Section 2.4 for technical details). Note that beliefs may include models of preferences and desires, which can be encoded as expectations, e.g. an agent may expect that its actions will be rewarding following some criterion. Thus the approach also allows for the natural integration of affective and self-related processes [66, 6, 64] (see also [67]).

FEP intrinsically incorporates epistemic (i.e., uncertainty reducing) aspects of planning in a principled (Bayes optimal) fashion, which maximises information gain, salience or epistemic value (generates “curiosity”), while being compatible with principles of Reinforcement Learning (RL) based on reward and punishment signals [63], thus offering an account of epistemic affordance and foraging [68, 69]. It could account for visual search and saccadic eye movements above and beyond state of the art machine learning schemes (hierarchical reinforcement learning, variational autoencoders or generative adversarial networks) [70, 71, 72, 73, 74, 75, 76, 77].

Active inference offers a general framework to reformulate classical Belief-Desire-Intention (BDI) models [78], and appraisal models [79] in a more comprehensive psychological and computational framework.

1.4 The projective consciousness model: principles and extension to appraisal and social-affective perspective taking

The Projective Consciousness Model (PCM) [7, 9, 8, 6] is a general model based on two overarching principles: 1) consciousness is at the core of active inference as a process, 2) it integrates information within a global workspace, i.e. the Field of Consciousness (FoC), which is framed in a viewpoint-dependent manner and governed by 3-dimensional projective geometry. The second principle derives from the analysis of the phenomenology of subjective experience, which appears, both in perception and imagination, to structure experience and organise the representation of its contents from an elusive point of view, in a supramodal, non-euclidean, 3-dimensional space that is conspicuously in perspective [7]. That space is a virtual construction, which can be transformed to take multiple perspectives on an internally simulated world model, based on projective transformations. Thus one key feature of consciousness according to the PCM is that it accesses and frames unconscious representations by

transforming their encoded, viewpoint-independent Euclidean “coordinates” into viewpoint-dependent projective “coordinates”.

We recently demonstrated how the principles of the PCM could explain perceptual illusions such as the Moon Illusion and Ames Room, as a result of the calibration of a 3-dimensional projective chart under free energy (FE) minimisation ([8], see also [7]). We previously offered preliminary descriptions of how the same principles could integrate affective processing and imaginary projections to support active inference [7, 6].

The rationale is that the FoC support the situated appraisal and reappraisal of multimodal sensorimotor, affective and social information within a subjective referential in which orientation, directions, and relations of incidence are essential, to motivate and program action. Through the FoC, an agent can relate perception (representations directly informed by sensory evidence), and the imagination (representations informed by prior beliefs and preferences only) to perform active inference. The FoC accesses unconscious representations of objects, self and others, and their relations, based on constantly updated internal models of the world, weighted by expectations, and updated based on sensory evidence. The process is governed by changes of projective charts, enabling an agent to take different perspectives on its internal model, in order to simulate action outcomes. Series of FoC in time and space (as actually experienced or anticipated/imagined) can be assessed by quantifying an associated FE, which is then minimised to appraise and select the best overall course of action. Iterative imaginary perspective taking contributes to minimise FE, and the imagination acts as a method for escaping FE local minima, by envisioning better places beyond the immediate surrounding of the agent [7].

In this contribution, we introduce, implement and demonstrate formal and operational principles for specifying and extending the initial formulation of the PCM, in order to account for fundamental aspects of subjective appraisal and the ability to perform social-affective perspective taking as parts of active inference. In the following sections (1.4.1, 1.4.2), we present the concepts qualitatively (see Section 2.5 for technical presentation).

1.4.1 The field of consciousness, appraisal and motivation: projective geometry and the psychophysics of distance

One essential question about consciousness is how it plays a causal role in the process of active inference. In the PCM, 3-dimensional projective geometry is considered central to the action of consciousness on information and its appraisal. It is thus critical to further understand how that geometry could intrinsically induce effects on subjective appraisal. More specifically, we must assess how these effects could relate to the psychophysics of affective appraisal in space, and whether they could in turn explain how consciousness contributes to the motivation of action as a result (see Sections 2.5.7, 2.5.5 for technical details).

A documented effect regarding the subjective appraisal of danger is that reported subjective fear depends on the distance between a participant and a dangerous object presented in front of the participant, e.g. a snake, in a manner that approximately follows an inverse distance law [80]. This effect was linked to Stevens’ psychophysical distance, which is a power law, such that when its exponent is equal to -1 , the function follows an inverse distance law [80].

Let us consider how such effect could result from intrinsic properties of projective geometry. The three dimensional ambient Euclidian space common to all agents, E_3 , can be seen as an open subset of the projective space $\mathbb{P}_3(\mathbb{R})$ and a choice of perspective is a projective transformation. The possible perspectives assumed by the agent can be constrained based on criteria of embodiment related to the body of the agent:

1. The agent must be centered in 0 after projective transformation, i.e. in its perspective it is at the center of its frame.
2. In the perspective of the agent, the three axis x, y, z are preserved, i.e. the Euclidian frame associated to the agent (up-down, left-right and back-front) must be preserved after projective transformation.

3. The agent can only directly represent at a given time instant what is (perceived or imagined as) in front, and no points in ambient space appears to be truly at infinity.
4. Objects that are near the agent appear to have approximately the same size as in reality.

These criteria limit the choice of possible projective transformations, to transformations that differ only along one dimension, the direction the agent aims at (looks at), physically or through imaginary simulations.

In order to make sense mathematically of the fact that fear decreases "as" an inverse of the distance from a dangerous object, we must consider the asymptotic behaviour of fear with respect to distance when the distance tends to infinity. It turns out that the linear size of objects in the perspective of the agent as defined above, behaves asymptotically as an inverse power law (see 2.2 for technical details). This suggests that, at some level, the subjective experience of the apparent size of the objects in the FoC might serve as a criterion for affective appraisal: the closer the object I fear or like, the bigger the object feels, and thus the fear or joy I experience. It is unclear in the details how people actually quantify subjectively such an apparent object size within the projective space of their FoC. In the following, for convenience sake, we will compute the projective volume of the objects and take its quadric root (in projective spaces, volumes follow a $\frac{1}{V(\frac{1}{4})}$ as a function of distance), so that we recover a law in $\frac{1}{ed+1}$. We will also assume that such law applies to negatively as well as positively valenced objects.

Such relationship between affective appraisal and projective size induces a direct effect on the motivation of approach-avoidance in the PCM. Indeed, when an agent projects itself closer to an object it likes, respectively farther from an object it dislikes, the agent will experience a greater satisfaction of its preferences, respectively a greater dissatisfaction, due to the effect of the projection on apparent size. In the first case, FE will be lower, and in the second case, it will be higher, which will drive the agent to act accordingly, so that it will approach the liked object and avoid the disliked one. In other words, the FoC acts as a non-trivial "lens" on information, which it transforms and funnels in a subjective frame, as part of the processing pipeline underpinning the overall cybernetics of the agent. See Figure 1 for an illustration of these principles.

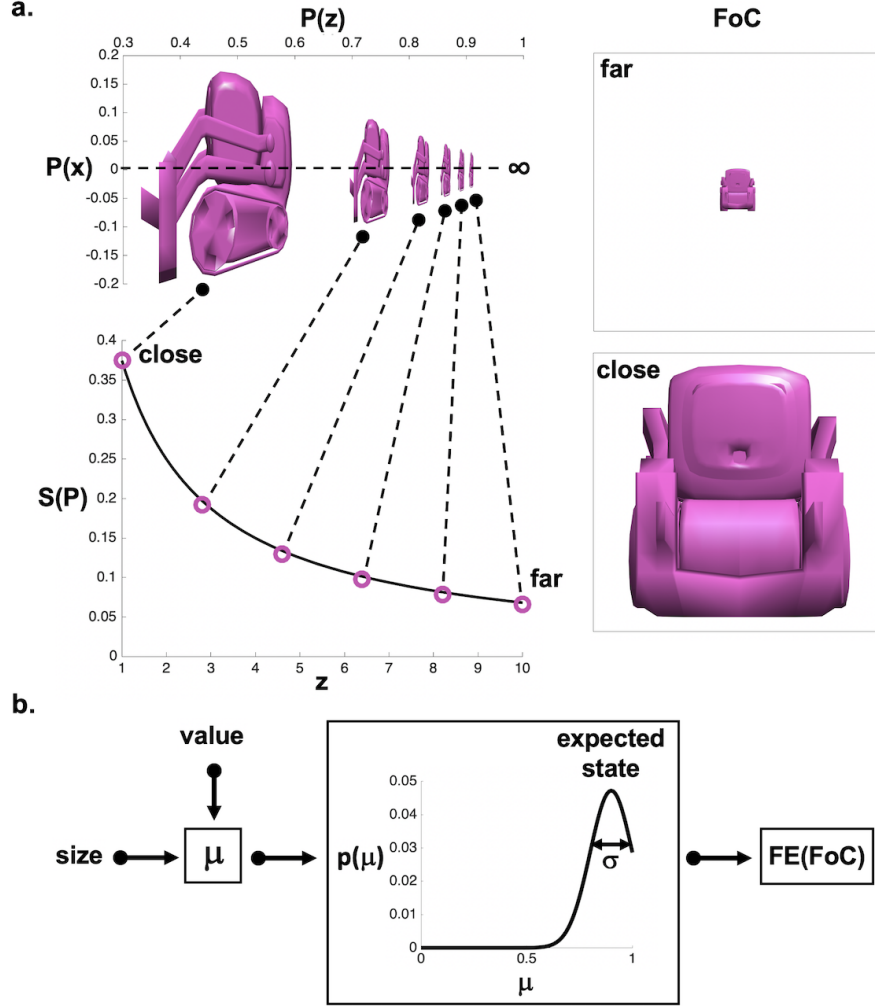


Figure 1: The Field of Consciousness and appraisal processing

a. Effect of 3-dimensional projective transformations on the representation of an object (the mesh of a Cozmo robot) as a function of its distance from the observing agent. *Left-tier.* The upper chart shows how the Euclidean coordinates (x, z) are transformed by the 3-dimensional projection $P(\cdot)$. The direction of projection is z . The chart shows the projective space as if one could see it from side to reveal the effect of transformation on a 2-dimensional viewing plane. The lower chart shows how the size of the transformed object (here the quadric root of its volume in the projective space) varies as a function of Euclidean distance z . The linear size decreases approximately as the inverse of the distance. *Right-tier.* Views showing the first person perspective (FoC) on the same transformations corresponding to close *versus* far distances. Note that the views, which here are reduced to an image plane, are in fact 3-dimensional, with an explicit parameter of depth $P(z)$. **b.** Simplified presentation of the overall appraisal processing pipeline. Projective size parameters and priors on the intrinsic values of the object are integrated into parameters μ , which are then compared to probability distributions representing prior expectations with respect to the parameters, i.e. preferences, from which $FE(FoC)$, the FE associated to a given FoC, is computed. The dispersion of the distributions is modulated by the uncertainty parameters σ , which implies that the precision of expected outcomes depend on the relative weight of sensory evidence *versus* prior beliefs.

1.4.2 The field of consciousness and social-affective perspective taking as a method for ToM

One contribution of this report is to demonstrate how the PCM principles can be naturally generalised to social-affective perspective taking as a method for ToM. In the PCM, an agent has an internal model of its own beliefs and preferences, i.e. expectations. This model is used to quantify FE as a function of perspective taking and action in the FoC.

Internal models of beliefs and preferences attributed to other agents, including of other agents' beliefs about the beliefs and preferences of other agents, as well as the degree to which they are expected to perform ToM and influence the agent, can be integrated in the agent's belief system (see Sections 2.5.3, 2.5.4 for technical details). The agent can then use the same mechanisms it uses for itself, in order to make inferences about others' states and predict their actions, by attributing perspectives, i.e. FoC, to others, and using the corresponding internal models of (true or false) beliefs attributed to them. These principles relate to simulation theories of empathy, social perspective taking, affective learning, and emotion regulation, as reviewed above. In other words, a PCM agent will assume that other agents are equipped with the same general algorithm (or mind) as themselves, but with potentially different prior beliefs and preferences. The beliefs and preferences attributed to others can be updated via social feedback, by combining contextual, affective and spatial sensory evidence, e.g. another agent's emotion expression and orientation in relation to an object (see Sections 2.5.8, 2.5.6 for technical details).

FE statistics can then be quantified by integrating not only the FE associated with the actual or anticipated actions of an agent according to its own FoC, as an isolated system, but also the FE that the agent expects in others' FoCs, as a function of actions and world contingencies. In other words, the action of the agent may be driven by how it expects others to act and react, including by taking into account what the agent believes about what other agents believe about it and each other, and so on (up to the limit of its own computational power). See Figure 2 for an illustration of the general algorithmic principles.

As we shall see, these principles offer a generative mechanism for social approach-avoidance and joint attention behaviours. A fundamental idea is that projective inferences about others' interests enable an agent to learn about potentially relevant aspects of both the non-social and social world. Such capacity is fundamental for the emergence of affective, affiliative and communicative behaviours (see related ideas in [81, 82, 83, 84]).

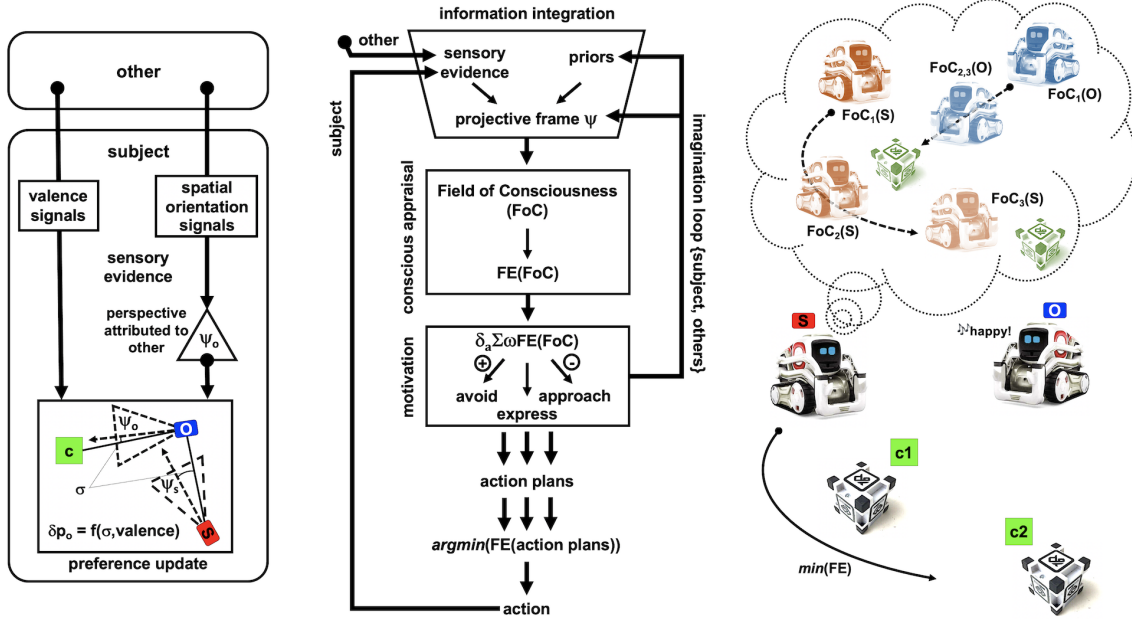


Figure 2: The Field of Consciousness and social-affective perspective taking

Illustration of the algorithmic principles for preference update and active inference. **Left-tier.** Prior beliefs about the preferences of another agent are updated by combining spatial orientation and affective valence signals as sensory evidence. Parameters of the subject’s (S) current projective transformation ψ_s are compared to the inferred parameters of the projective transformation of the other (O) ψ_o to estimate the uncertainty σ of the subject regarding the spatial relationships between the other agent and its direction of aiming, e.g. towards an object c , which weighs in the update. **Middle-tier.** Information is integrated by combining prior beliefs and sensory evidence, and framed through a projective transformation ψ , for access and appraisal in the FoC. FoCs can be attributed to the subject or other agents. A value of free energy $FE(FoC)$ is associated with the current FoC and averaged with previous values as part of a cumulative process of optimisation aimed at selecting alternate action plans through an internal imagination loop. The contribution of the current $FE(FoC)$ to the average is weighted by the importance I^m attributed by the agent to itself or others, depending on which agent the simulated FoC represents. In other words, agents use, in a variable manner, projective social-affective perspective taking to integrate their updated beliefs about others’ preferences and anticipated behaviours. The current change δ_a of the average FE with respect to anticipated actions and action consequences (in time and space) motivates behavioural tendencies of approach (if < 0) or avoidance (if > 0), and related emotion expression. Imagined action plans are compared based on their overall FE in order to select the next actual action using the plan with minimal FE. Action outcomes from self and others feedback into the process. **Right-tier.** Illustration of the principles of the algorithm in the robotic context. Robot S (the subject) likes cube $c2$, and robot O (the other agent) cube $c1$. Robot O expresses a positive emotion towards $c1$. Robot S updates its beliefs about the preference of robot O towards $c1$, and starts taking perspective to predict the behaviour of robot O and plan its own actions, by computing FoCs and associated $FE(FoC)$ within its imagination loop. It starts with $FoC_1(S)$ and $FoC_1(O)$, representing respectively robot S and O current perspectives. It iterates to select $FoC_2(S)$ and $FoC_2(O)$, and then $FoC_3(S)$ and $FoC_3(O)$ (note that on the figure, $FoC_2(O)$ and $FoC_3(O)$ are conflated into $FoC_{2,3}(O)$ due to space limitations). Altogether, these series of expected FoCs are associated with the smallest overall FE $\min(FE)$, and define the best action plan for robot S, in which robot S goes around $c1$ to avoid running into robot O, and approach $c2$.

2 Material and methods

The principles underlying the algorithm we use for active inference are rather simple, i.e. the minimisation of a free energy as a function of projective transformations. However, the specifications of these principles can become very complicated. Furthermore, even though free energy minimisation as a method for active inference has recently known a widespread development, its presentation in the literature may often appear dazzling and confusing. Thus in this section, we decided to present the approach in a systematic manner from first principles, with a didactic aim, so as to provide readers with an introduction to the relevant concepts in a progressive manner, and situate our particular model within this field in a precise way, adding layers of complexity one after the other.

After introducing the modelling rationale and simulation setup, we start by explaining why free energy minimisation is a good candidate for active inference. Free energy takes its origins in thermodynamics and is a unifying concept for fine level descriptions (statistical physics) and coarse level descriptions of a physical body. It is the path to follow for a simple definition of the thermodynamic limit. In statistics, it appears as relative entropy and plays a major role for describing the large deviations of a random sample. Karl Friston has developed the Free Energy principle (FEP) as a unified framework for active inference centered on the concept of free energy, and there are many different manners to motivate this choice [85, 62, 63].

We do not review all these numerous motivations, but rather situate free energy in the context of statistical physics and in the context of inference, taking great care of comparing both perspectives. From there, we present what the FEP for active inference is, and then present how our implementation relates and departs from that specific principle. The presentation is synthetic but we believe rather complete and no prior knowledge on the subject is required.

The innovations we introduce more specifically in this article can be found in Section 2.5.

2.1 Note on modelling rationale and robotic context

In this section, we wish to explain the rationale for practical aspects of our implementation approach (see Section 2.5, and Appendices A and B).

2.1.1 Abstraction and componential modelling

Modelling consciousness itself, in a manner that is faithful to the phenomenology of subjective experience, and the way it accesses and exploits information, requires abstraction layers, in which components of conscious scenes are already decomposed, in a high-level manner, into objects and their relations [86, 87]. Note that objects' decomposition and iterative analyses of scenes on an object-basis appear key for effective scene understanding [88].

Multiple approaches, including deep generative models have been proposed to extract objects through low-level processing of raw sensory inputs [89]. In practice, the modelling of consciousness itself however does not necessarily require to solve all the problems pertaining to the integration of such low-level sensorimotor processes. Many of those can be short-cut by assuming they are otherwise solved, in order to concentrate on the mechanisms more specifically related to conscious processing. This is in part based on the hypothesis that consciousness relates to the brain hardware through a process analogous to virtualisation in computer science [90]. In other words, the modelling of the brain itself, or more generally, the details of the hardware and low-level processing mechanisms, can be bracketed in a provisory manner.

Here, we consider that consciousness itself can be conceived of, and modelled as a virtual process run by a 3D game engine of sorts.

2.1.2 Embodied context and robotic platform

Our model yields a general model of agents that can be applied to multiple embodied and implementation contexts, from virtual humans to robotic platforms. Here, we used a specific toy robotic context, based on two Cozmo (Anki) robots and cube objects that come with the platform. The conscious representation of the environment was simulated by instantiating 3-dimensional models of the robots' body and of their cubes as tessellations at a 1:1 scale (see 1 for an example of Cozmo robot's high-resolution mesh). The actual physical robots were then controlled based on the outputs of these virtual simulations.

Because our algorithm is computationally intensive, we chose to down-sample the robot meshes to simple bounding boxes, and we could not run the simulations, at this point, based on direct, real time interactive interfacing with the robotic platform, although such interfacing was implemented (see Appendix B). We ran the simulations offline, and used the physical robots for replay and illustration purposes (see Section 3).

2.2 Free energy

2.2.1 Setting

Free energy (FE) is a quantity that is central in thermodynamics. We present it from the point of view of statistical physics (at equilibrium), and focus on finite state spaces, i.e. assuming the set of configurations of a system, Ω is finite, in order to simplify the presentation (see Chapter 1 in [91]).

To describe a system one usually needs to take into account all the different configurations of the system's state space Ω . In classical mechanics, one is interested in describing changes in Ω across infinitesimal amounts of time. Typically, one adds a topological and differential structure to Ω (for an account of the framework for classical mechanics, see [92]). Here we take a probabilistic approach on the system's description, i.e. how likely a system is to be in a certain set of configurations, which can be seen as an extension of classical mechanics. It is important to bear in mind however that the problems addressed in classical mechanics and encountered in statistical physics bear differences.

2.2.2 Statistical physics and probability

Definition 2.1 (State Space). A state space is a set Ω with a σ -algebra, \mathcal{F} , i.e. a measurable space. In what follows we consider finite sets Ω where \mathcal{F} is the power set $\mathcal{P}(\Omega)$ of the considered set.

A notion of Hamiltonian is necessary to account for how probable a configuration $\omega \in \Omega$ is. It is a quantity that accounts for the cost of being in this configuration ω .

Definition 2.2 (Hamiltonian). A Hamiltonian on (Ω, \mathcal{F}) is a measurable function from Ω to \mathbb{R} , which is in our context any function from $\Omega \rightarrow \mathbb{R}$.

Let Ω be a finite state space, let H be a Hamiltonian on Ω , one can define a probability distribution,

$$\forall \omega \in \Omega \quad P_H(\omega) = \frac{e^{-H(\omega)}}{\sum_{\omega \in \Omega} e^{-H(\omega)}} \quad (1)$$

The negative sign accounts for the fact that the more energy a state has the less probable it is.

Definition 2.3 (Probability space). We shall note $\mathbb{P}(\Omega)$, the set of probability measure over Ω . To be precise it is also a state space for the smallest σ -algebra, \mathcal{F}_{ev} , that renders measurable the following evaluation maps,

$$\begin{aligned} ev_A &: \mathbb{P}(\Omega) \rightarrow [0, 1] \\ Q &\mapsto Q(A) \end{aligned} \quad (2)$$

for any $A \in \mathcal{F}$; in our context it is a finite dimensional simplex.

Definition 2.4 (One-parameter Exponential family). Let Ω be a finite state space and H a hamiltonian, Let I be any open set of \mathbb{R} . We shall call,

$$\mathbb{P}(I, H) = \{P_{H, \beta} = \frac{e^{-\beta H}}{\sum_{\omega \in \Omega} e^{-\beta H(\omega)}} : \beta \in I\} \quad (3)$$

the one parameter exponential family with respect to I and H .

Remark 2.1. In Physics, the parameter β of Definition 2.4 accounts for the inverse of the temperature,

$$\beta = \frac{1}{kT} \quad (4)$$

where k is Boltzmann's constant. Exponential families are also called probabilities for a system at equilibrium for a given H . We shall denote,

$$P_{H, T} = \frac{e^{-H/kT}}{\sum_{\omega \in \Omega} e^{-H(\omega)/kT}} \quad (5)$$

Definition 2.5 (Energy). Let P be an equilibrium distribution of H at temperature T . The energy of the system is the expected value of the Hamiltonian,

$$E = \mathbb{E}_{P_{H, T}}[H] \quad (6)$$

Definition 2.6 (Partition function). Let $\mathbb{P}(I, H)$ be a one parameter exponential family, we shall call the partition function, $(Z_H(\beta), \beta \in I)$,

$$Z_H(\beta) = \sum_{\omega \in \Omega} e^{-\beta H} \quad (7)$$

Definition 2.7 (Entropy). Let us consider $Q \in \mathbb{P}(\Omega)$, then the entropy of Ω is defined as follow,

$$S(Q) = - \sum_{\omega \in \Omega} Q(\omega) \ln Q(\omega) \quad (8)$$

Remark 2.2. In the previous Definition 2.7, if $Q(\omega) = 0$ then $Q(\omega) \ln Q(\omega)$ is assumed to be 0, which is justified since

$$\lim_{x \rightarrow 0} x \ln x = 0 \quad (9)$$

Let us now define the free energy of a probability distribution with respect to a given Hamiltonian.

Definition 2.8 (Support of a measure). Still assuming that Ω is a finite state space, and $Q \in \mathbb{P}(\Omega)$, then we shall call the support of Q ,

$$\text{Supp}(Q) = \{\omega : Q(\omega) \neq 0\} \quad (10)$$

Notation 2.1. A proposition P will be said to be true Q -almost surely, denoted as P Q a.s. if and only if,

$$Q(\{\omega : P(\omega)\}) = 1 \quad (11)$$

Definition 2.9 (Absolute continuity). Q is said to be absolute continuous with respect to Q_1 , which we shall note as $Q \ll Q_1$, if and only if,

$$\forall \omega \in \Omega, \quad Q_1(\omega) = 0 \implies Q(\omega) = 0 \quad (12)$$

Proposition 2.1 (Radon-Nikodym). Let $Q, Q_1 \in \mathbb{P}(\Omega)$, then $Q \ll Q_1$ if and only if there is a function, $f : \Omega \rightarrow \mathbb{R}^+$, such that,

$$\forall \omega \in \Omega, \quad Q(\omega) = f(\omega)Q_1(\omega) \quad (13)$$

Proof. Equation 13 implies that,

$$\text{Supp}(Q) \subseteq \text{Supp}(Q_1) \quad (14)$$

With $\omega \in \text{Supp}(Q)$, then,

$$Q(\omega) = \frac{Q(\omega)}{Q_1(\omega)} Q_1(\omega) \quad (15)$$

Let $f = \frac{Q}{Q_1} 1_{[\omega \in \text{Supp}(Q)]}$ then $Q = f Q_1$. If f exists such that $Q = f Q_1$,

$$\forall \omega \in \Omega, \quad Q_1(\omega) = 0 \implies Q(\omega) = f(\omega)0 = 0 \quad (16)$$

which complete the proof. □

2.2.3 Free energy

Definition 2.10 (Free Energy). Let Ω be a finite set, let H be a Hamiltonian of Ω , let $Q \in \mathbb{P}(\Omega)$, then the free energy of Q with respect to H at temperature T is,

$$F_{H,\beta}(Q) = \mathbb{E}_Q[H] - kTS(Q) \quad (17)$$

Proposition 2.2 (Free Energy at equilibrium). Let $P_{H,\beta}$ be the equilibrium distribution at temperature $T = \frac{1}{k\beta}$, i.e.

$$\forall \omega \in \Omega \quad P_{H,\beta}(\omega) = e^{-\beta H(\omega)} / Z_H(\beta) \quad (18)$$

then,

$$F_{H,\beta}(P_{H,\beta}) = -\frac{1}{\beta} \ln Z_H(\beta) \quad (19)$$

Proof. Let us note that,

$$S(P_{H,\beta}) = - \sum_{\omega \in \Omega} P_{H,\beta}(\omega) \ln \frac{e^{-\beta H(\omega)}}{Z_H(\beta)} \quad (20)$$

thus,

$$S(P_{H,\beta}) = - \sum_{\omega \in \Omega} P_{H,\beta}(\omega) (-\beta H(\omega)) - \sum_{\omega \in \Omega} P_{H,\beta}(\omega) (-\ln Z_H(\beta)) \quad (21)$$

therefore,

$$S(P_{H,\beta}) = \beta \mathbb{E}_{P_{H,\beta}}[H] + \ln Z_H(\beta) \quad (22)$$

and so,

$$-\frac{1}{\beta} \ln Z_H(\beta) = \mathbb{E}_{P_{H,\beta}}[H] - kTS(P_{H,\beta}) = F(P_{H,\beta}) \quad (23)$$

□

2.2.4 Kullback-Leibler divergence

Free energy is related to a central concept in statistics, the Kullback-Leibler divergence (see Proposition 2.4).

Definition 2.11 (DKL divergence). Let Q and Q_1 be two probability laws of Ω . The Kullback-Leibler divergence of Q relative to Q_1 is defined as follows. If, $Q \ll Q_1$, i.e.,

$$\forall \omega \in \Omega, \quad Q_1(\omega) = 0 \implies Q(\omega) = 0 \quad (24)$$

then,

$$\text{DKL}(Q||Q_1) = \sum_{\omega \in \Omega} Q_1(\omega) \frac{Q(\omega)}{Q_1(\omega)} \ln \frac{Q(\omega)}{Q_1(\omega)} \quad (25)$$

and if not,

$$\text{DKL}(Q||Q_1) = +\infty \quad (26)$$

Proposition 2.3. Let $Q, Q_1 \in \mathbb{P}(\Omega)$,

$$\text{DKL}(Q||Q_1) \geq 0 \quad (27)$$

and,

$$\text{DKL}(Q||Q_1) = 0 \iff Q = Q_1 \quad (28)$$

Lemma 2.1 (Jensen inequality). Let $Q \in \mathbb{P}(\Omega)$ be a probability measure on Ω . Let $X : \Omega \rightarrow I$ be a function, where I is an open interval of \mathbb{R} , let $f : I \rightarrow \mathbb{R}$ be a convex function, then,

$$\mathbb{E}[f \circ X] \geq f(\mathbb{E}[X]) \quad (29)$$

If, furthermore, f is strictly convex, then,

$$\mathbb{E}[f \circ X] = f(\mathbb{E}[X]) \iff X = \mathbb{E}[X] \text{ a.s.} \quad (30)$$

Let us prove Proposition 2.3.

Proof. Let $Q, Q_1 \in \mathbb{P}(\Omega)$ be two probability measures such that $Q \ll Q_1$. Let us note,

$$\begin{aligned} f &: \mathbb{R}^{+,*} \rightarrow \mathbb{R} \\ x &\mapsto x \ln x \end{aligned} \quad (31)$$

f is a strictly convex function, therefore Lemma 2.1 enables us to conclude that,

$$\text{DKL}(Q||Q_1) \geq f(1) = 0 \quad (32)$$

and that,

$$\text{DKL}(Q||Q_1) = 0 \iff Q/Q_1 = 1, Q_1 \text{ a.s} \quad (33)$$

therefore for any $\omega \in \text{Supp}(Q_1)$,

$$Q(\omega) = Q_1(\omega) \quad (34)$$

and if $\omega \notin \text{Supp}(Q_1)$, $Q(\omega) = 0 = Q_1(\omega)$. Therefore $Q = Q_1$.

If Q is not absolutely continuous with respect to Q_1 then $\text{DKL}(Q||Q_1) = +\infty$, which is positive. \square

Free energy and the Kullback-Leibler divergence are related in the following way.

Proposition 2.4 (Minima of free energy).

$$F_{H,T}(Q) - F_{H,T}(P_{H,T}) = kT \text{DKL}(Q||P_{H,T}) \quad (35)$$

And,

$$P_{H,T} = \mathbf{argmin}_{Q \in \mathbb{P}(\Omega)} F_{H,T}(Q) \quad (36)$$

Proof. Let us note that,

$$\ln P_{H,T} = -\beta H - \ln Z_H(\beta) \quad (37)$$

Therefore,

$$F_{H,T}(Q) = -kTS(Q) - \frac{1}{\beta} \sum_{\omega \in \Omega} Q(\omega) \ln P_{H,T} - \frac{1}{\beta} \ln Z_H(\beta) \quad (38)$$

But according to Proposition 2.2,

$$F_{H,T}(P_{H,\beta}) = -\frac{1}{\beta} \ln Z_H(\beta) \quad (39)$$

Therefore,

$$F_{H,T}(Q) - F_{H,T}(P_{H,T}) = kT \sum_{\omega \in \Omega} Q(\omega) \ln Q(\omega) - kT \sum_{\omega \in \Omega} Q(\omega) \ln P_{H,T}(\omega) \quad (40)$$

and thus,

$$F_{H,T}(Q) - F_{H,T}(P_{H,T}) = kT \sum_{\omega \in \Omega} Q(\omega) \ln \frac{Q(\omega)}{P_{H,T}(\omega)} = kT \text{DKL}(Q \| P_{H,T}) \quad (41)$$

Therefore, according to Proposition 2.3,

$$F_{H,T}(Q) \geq F_{H,T}(P_{H,T}) \quad (42)$$

This inequality is an equality only for $P_{H,T}$, therefore there is one and only one free energy minimum,

$$P_{H,T} = \mathbf{argmin}_{Q \in \mathbb{P}(\Omega)} F(Q) \quad (43)$$

□

Remark 2.3. One can rewrite, $F_{H,T}(Q)$ as,

$$F_{H,T}(Q) = kT \text{DKL}(Q \| P_{H,T}) - kT \ln Z_H(\beta) \quad (44)$$

2.2.5 Relative entropy is the Kullback-Leibler divergence

The Kullback-Leibler divergence is actually an entropy relative to a reference measure.

Definition 2.12 (Relative entropy). Let Q_1 be a probability measure over a space Ω and $Q = fQ_1$ an other probability measure,

$$\text{DKL}(Q \| Q_1) = \mathcal{H}(Q|P) = E_{Q_1}[\ln f] \quad (45)$$

Remark 2.4. The definition of the relative entropy can be extended to any positive measures: if μ, ν are two positive measure such that there is a function f such that for any $\omega \in \Omega$,

$$\mu(\omega) = f(\omega)\nu(\omega) \quad (46)$$

Then let,

$$\text{DKL}(\mu || \nu) = E_\mu[\ln f] \quad (47)$$

Therefore the Entropy is a specific relative entropy, i.e. (minus) the relative entropy with respect to the counting measure on Ω .

2.3 Inference

2.3.1 Setting

In statistics, probability distributions are used to model phenomena about which one only has partial knowledge. The state space, Ω , of a phenomenon (see previous subsection 2.2), is the set of its assumed

possible configurations of states. A probability distribution on this space is a model of the phenomenon. A family of models, i.e. of probability distributions, is usually considered, and parameterized by a set Θ . The more observations are made on the phenomenon, i.e. the larger the (random) sample is, the more information there is to discriminate between the possible models, and find the true model, in the sense of the only consistent model (Sanov's theorem [93][94]).

As before, to simplify presentation, we only consider finite state spaces Ω .

2.3.2 General Terminology

Definition 2.13 (Random variable). A random variable is any function from Ω to Ω_1 , where Ω_1 is another, non necessarily finite, state space. Random variables correspond to observations that can be made of a phenomenon.

Definition 2.14 (Event). An event $\omega \in \Omega$ is a configuration of the state space.

Remark 2.5. One can associate to an event $\omega \in \Omega$, the Dirac probability measure in ω , $\delta_\omega \in \mathbb{P}(\Omega)$, as follows. For any $\omega_1 \in \Omega$,

$$\delta_\omega(\omega_1) = 1[\omega = \omega_1] \quad (48)$$

Definition 2.15 (Sample). A sample is any collection of configurations, i.e. any collection of events.

Definition 2.16 (Random Sample). Let $Q \in \mathbb{P}(\Omega)$ be a probability law on Ω . Let $X : \Omega \rightarrow \Omega_1$ be a random variable. A random sample of X is any collection $(X_i, i \in [n])$, where $n \in \mathbb{N}^*$ is a strictly positive integer, of random variables that are independent and identically distributed with respect to Q , i.e. the law of the vector $\mathbf{X} = (X_i, i \in [n])$, is such that,

$$\forall \omega \in \Omega^n \quad Q_{\mathbf{X}}(\omega) = \prod_{i \in [n]} Q(\omega_i) \quad (49)$$

In the absence of further specification of a random variable, we will be implicitly considering a random sample of the identity application of Ω .

Random samples are collections of observations of a phenomenon such that knowing one observation has no informative value regarding other observations.

Definition 2.17 (Statistic). Let Ω be a finite sample space. A statistic is the mapping of any random variable from Ω^n , where $n \in \mathbb{N}$, to another state space Ω_1 . More generally, it is "any" operation one can apply to a sample to obtain valuable information.

A very important statistic is the empirical measure.

Definition 2.18 (Empirical measure). Let $n \in \mathbb{N}$ and let $(\omega_i, i \in [n])$ be a sample, then the empirical measure on Ω is defined as, for any $\omega \in \Omega$,

$$\hat{P}(\omega) = \frac{1}{n} \sum_{i \in [n]} 1[\omega = \omega_i] \quad (50)$$

Definition 2.19 (Parametric model). A parametric model is a (measurable) collection $(Q_\theta \in \mathbb{P}(\Omega), \theta \in \Theta)$ of probability measures over a (measurable) parameter set Θ .

Remark 2.6. A one-parameter exponential family (Definition 2.4) is a particular case of parametric model.

Definition 2.20 (Likelihood). Let $Q \in \mathbb{P}(\Omega)$, the likelihood of an event $\omega \in \Omega$ is the probability of this event, i.e. $Q(\omega)$. The log-likelihood is $\ln Q(\omega)$.

Remark 2.7. And,

$$-\ln Q(\omega) = \text{DKL}(\delta_\omega \| Q) \quad (51)$$

2.3.3 Direct inference

Direct (or forward) inference consists in finding the most representative event predicted by a given generative model. Let $Q \in \mathbb{P}(\Omega)$ be a probability distribution, computing $Q(\omega)$ corresponds to a direct problem, and enables us to solve,

$$\omega^* = \mathbf{argmax}_{\omega \in \Omega} Q(\omega) \quad (52)$$

2.3.4 Inverse inference

Inverse inference consists in selecting the model, $\theta \in \Theta$, that best predicts a sample of a phenomenon, $(\omega_i, i \in [n])$, to explain the observations. For instance, one can estimate the parameter θ of a parametric family of probability laws, according to which the observed data are the most likely to have been sampled, by maximizing the likelihood of the sample.

Definition 2.21 (Maximum likelihood and Maximum Likelihood Estimator). Let $(Q_\theta, \theta \in \Theta)$ be a parametric family of probabilities over Ω . Let, $\hat{\theta}$ be the maximum likelihood estimator (MLE) defined as follows, for an event of a random sample $\omega = (\omega_i, i \in [n])$,

$$\hat{\theta}(\omega) = \mathbf{argmax}_{\theta \in \Theta} \prod_{i \in [n]} Q_\theta(\omega_i) \quad (53)$$

We shall note $\hat{\theta}$ as MLE.

Remark 2.8. The MLE does not always exist and is not necessarily unique. However if the parameterisation is identifiable, i.e. the parameterisation is injective, and if one assumes that the true model is in the parametric model, i.e. there is $\theta \in \Theta$ for which Q_θ is the law that generated the sample then, under some regularity constraints, the MLE converges almost certainly to the true parameter θ .

Proposition 2.5. Let $\omega = (\omega_i, i \in [n])$ be an event of a random sample, let $(Q_\theta, \theta \in \Theta)$ be a parametric family of probabilities over Ω , then

$$\text{MLE}(\omega) = \mathbf{argmin}_{\theta \in \Theta} \text{DKL}(\hat{P}(\omega) \| Q_\theta) \quad (54)$$

Proof. Since \ln is an increasing function, the MLE is also the maximum of the log-likelihood,

$$\hat{\theta} = \mathbf{argmax}_{\theta \in \Theta} \sum_{i \in [n]} \ln Q_\theta(\omega_i) \quad (55)$$

Let us remark that,

$$\sum_{i \in [n]} \ln Q_\theta(\omega_i) = n \sum_{\omega \in \Omega} \hat{P}(\omega) \ln Q_\theta(\omega) \quad (56)$$

Therefore,

$$\sum_{i \in [n]} \ln Q_\theta(\omega_i) = -n(\text{DKL}(\hat{P} \| Q_\theta) + S(\hat{P})) \quad (57)$$

Since the maximum is taken on the variable Q , $S(\hat{P})$ is a constant with no bearing on the optimisation problem, and thus,

$$\text{MLE}(\omega) = \underset{\theta \in \Theta}{\text{argmin}} \text{DKL}(\hat{P}(\omega) \| Q_\theta) \quad (58)$$

□

Unfortunately, inverse problems are most often ill-defined and underdetermined. As a result, in general, one cannot identify a unique θ^* that would explain the observation $(\omega_i, i \in \Omega)$. An approach to mitigate the problem is to start from beliefs about the best modelling options, and update those beliefs based on additional information derived from new samples. Bayesian inference follows this approach, starting from an initial $Q_0 \in \mathbb{P}(\Theta)$, where Θ is the parameter space of a parametric family of measure on Ω , which is updated into $Q_1 \in \mathbb{P}(\Theta)$ based on additional data from a configuration $\omega \in \Omega$. Let us precise the idea by introducing the notions of prior, posterior and Bayes' Theorem.

Let X, Y be two random variables, with (image) state space respectively Ω_X and Ω_Y that we will assume to be finite.

Definition 2.22 (Marginal probability). Let $Q \in \mathbb{P}(\Omega_X \times \Omega_Y)$ be a probability measure on $\Omega_X \times \Omega_Y$. The marginal probability of X is defined as follow, for any $x \in \Omega_X$,

$$Q_X(x) = \sum_{y \in \Omega_Y} Q(x, y) \quad (59)$$

Definition 2.23 (Conditional Probability). Let $Q \in \mathbb{P}(\Omega_X \times \Omega_Y)$ be a probability measure on $\Omega_X \times \Omega_Y$. The conditional probability with respect to X is defined as follows,

$$\text{If } Q_X(x) \neq 0 \quad Q_{Y|X}(y|x) = \frac{Q(x, y)}{Q_X(x)} \quad (60)$$

and if not $Q_{Y|X}(y|x) = 0$.

Remark 2.9. It is always true that,

$$Q_{Y|X} Q_X = Q \quad (61)$$

therefore, with some abuse of notation, we can write that,

$$Q_{Y|X} = Q / Q_X \quad (62)$$

The ratio is 0 when $Q_X = 0$.

Definition 2.24 (Prior and posterior). Let $(Q_\theta, \theta \in \Theta)$ be a parametric family of probability laws on Ω . Any probability $P_0 \in \mathbb{P}(\Theta)$ is called a prior. From a prior, one can define a probability law on the set $\Theta \times \Omega$ as, for any $(\theta, \omega) \in \Theta \times \Omega$,

$$P(\theta, \omega) = P_0(\theta)Q_\theta(\omega) \quad (63)$$

Let $\omega \in \Omega$ be an observation, the posterior probability law with prior P_0 is, for any $\theta \in \Theta$,

$$P_1(\theta) = P(\theta|\omega) \quad (64)$$

Theorem 2.1 (Bayes' Theorem). *With X, Y two random variables and Q their probability law,*

$$Q_{Y|X} = \frac{Q_{X|Y}Q_Y}{Q_X} \quad (65)$$

Proof. By definition,

$$Q_{Y|X} = \frac{Q}{Q_X} = \frac{Q_{X|Y}Q_Y}{Q_X} \quad (66)$$

□

Bayes' Theorem is an explicit way of computing a posterior from a prior, even though this may turn computationally very costly in practice. Nevertheless, Bayesian inference enables us to deduce a posterior probability distribution on the causes of an observation. To go one step further, let us consider the following inference problem. We are given a collection of probability laws on the causes of an event, i.e. $(P_\gamma \in \mathbb{P}(\mathbb{P}(\Omega)), \gamma \in \Gamma)$, and would like to infer the distribution that generated the event. Let Q_0 be a prior and $\gamma \in \Gamma$ be an event, in this case the optimisation problem would be,

$$\hat{\gamma} = \text{argmin}_{\gamma \in \Gamma} \text{DKL}(Q_\gamma \| P_1) \quad (67)$$

When the causes reside in a parametric space, i.e. we are given $(Q_\theta \in \mathbb{P}(\Omega), \theta \in \Theta)$, one wants to infer the distribution $\hat{\gamma} \in \Gamma$, where Γ is a parameterisation of a family, $(P_\gamma \in \mathbb{P}(\Theta), \gamma \in \Gamma)$ of probability laws on $\mathbb{P}(\Theta)$. In such case, the optimisation problem is still given by Equation 67.

2.4 The Free-Energy Principle

2.4.1 Setting

The Free Energy Principle [62] offers a solution to the problem of active inference. It is based on the idea that a system needs to maintain low entropy on its sensory input in order to maintain homeostasis to avoid phase transitions and break down. According to the principle, the system first selects a state from its state space based on sensory inputs from the environment (perception phase), and then selects an action aimed at maintaining that state (action phase). Below, we follow the presentation of the Free Energy Principle from [62], relating it to the notions introduced above.

2.4.2 Sensory sample and causes

An agent accesses the external world through its sensory inputs, with state space S . The agent is imbued with internal models, with state space Ψ , representing collections of causes for the observation $s \in S$, which it relies on to interpret its sensory inputs. The agent also has a generative model of how causes relate to sensory inputs.

Definition 2.25 (Generative model). Let X be the state space of observations and let Y be the state space of causes that generate the observations (which is also called a target when one wants to learn the causes from the observations), a generative model is the data of a family of probabilities, $(P_y \in \mathbb{P}(X), y \in Y)$ and of a prior $Q \in \mathbb{P}(Y)$. By multiplying both quantities one gets the following probability distribution on $X \times Y$, for any $(x, y) \in X \times Y$,

$$P(x, y) = P_y(x) \times Q(y) \quad (68)$$

2.4.3 Perception

Given an observation $s \in S$, the agent could deduce a posterior on the causes $(P(\psi|s), \psi \in \Psi)$, but this posterior would change every time the observation changes, which can lead to an infinite number of posteriors. If one assumes that the system has in fact a finite number of possible posteriors on the causes, which we can see as a finite number of states, then the agent needs to identify the law that best fits the posterior. This is the first tenet of the Free energy principle.

Notation 2.2. We shall note $P(s, \cdot)$ the function that sends $\psi \in \Psi$ to $P(s, \psi)$. We shall note P_s the conditional probability with respect to the observations, i.e. for any $\psi \in \Psi$,

$$P_s(\psi) = P(\psi|s) \quad (69)$$

Definition 2.26 (Free-energy principle: perception). Let $(Q_\gamma \in \mathbb{P}(\Psi), \gamma \in \Gamma)$ be a parametric family of laws on the state space of causes. Let $s \in S$ be an observation. The optimisation problem we want to solve is the following,

$$\hat{\gamma} = \operatorname{argmin}_{\gamma \in \Gamma} -\mathbb{E}_{Q_\gamma}[\ln P(s, \cdot)] - S(Q_\gamma) \quad (70)$$

Remark 2.10. The quantity that appears in Equation 70 is indeed a free energy, in the sense of Definition 2.10, for the following Hamiltonian $H = -\ln P(s, \cdot)$.

Remark 2.11. This first tenet of the Free energy principle entails Bayesian inference, as presented at the end of section 2.3. Indeed, following Proposition 2.4, the optimisation problem of Definition 2.26 is the same as that of solving,

$$\hat{\gamma} = \operatorname{argmin}_{\gamma \in \Gamma} \operatorname{DKL}(Q_\gamma \| P_s) \quad (71)$$

Therefore it is an inverse inference problem.

2.4.4 Action

The second tenet of the Free energy principle is the optimisation of action. After perceptual inference (the choice of an internal representation or state to interpret sensory evidence through inverse inference, see above), the problem for the agent is to select its action based on its new belief state. This can be construed as a problem of direct inference. The agent is imbued with a collection or repertory of possible actions $a \in A$, which most often, will induce new sensory inputs $s(a)$.

Definition 2.27 (Free-energy principle: action). Let $\hat{\gamma}$ be the optimal solution of Equation 70. In the action selection phase, the agent wants to minimise,

$$\hat{a} = \operatorname{argmin}_{a \in A} -\mathbb{E}_{Q_{\hat{\gamma}}}[\ln P(s(a), \cdot)] - S(Q_{\hat{\gamma}}) \quad (72)$$

In fact, the Free energy principle encapsulates the two steps of perception and action, into two successive minimisations of one unique quantity, free energy.

Remark 2.12. The Free energy that appears in the Free energy principle (Equation 7072) is a particular case of a Kullback-Leibler divergence. Our variable of interest is still the posterior probability $Q \in \mathbb{P}(\Psi)$. Let us assume that a fixed probability kernel $h(S|\Psi)$ is given, which corresponds to a model of how external causes are expected to influence observations. For any $(s_1, \psi) \in S \times \Psi$ let,

$$hQ(s_1, \psi) = h(s_1|\psi)Q(\psi) \quad (73)$$

Then minimising,

$$\hat{\gamma} = \mathbf{argmin}_{\gamma \in \Gamma} \text{DKL}(hQ\|P) \quad (74)$$

is the same as solving Equation 70, when one considers that the support of Q and P is in $s \times \Psi$, where s is a given observation, i.e. assuming that, for any $(s_1, \psi) \in S \times \Psi$,

$$h(s_1|\psi) = \delta_s(s_1) \quad (75)$$

2.4.5 Concluding remarks on active inference

More generally, in this context, active inference can be reduced to two processing phases: during the first phase, the agent assesses its surrounding contextually, then, during the second phase, it decides which action to perform. Formally there are 3 spaces, S the space of sensory input, Γ the space of different contexts for the world, and A the space of actions, and two cost functions, $F_1 : S \times \Gamma \rightarrow \mathbb{R}$, $F_2 : A \times \Gamma \rightarrow \mathbb{R}$. This can be summarized as the following scheme,

1. Inference:

$$\hat{\gamma} = \mathbf{argmin}_{\gamma \in \Gamma} F_1(s, \gamma) \quad (76)$$

2. Action:

$$\hat{a} = \mathbf{argmin}_{a \in A} F_2(a, \hat{\gamma}) \quad (77)$$

Actions then influences sensory inputs, but this results from causal relationships in the world in which the agent is situated and to which it does not have direct access; in the case of the Free Energy principle,

$$F_1(s, \gamma) = -\mathbb{E}_{Q_\gamma}[\ln P(s, \cdot)] - S(Q_\gamma) \quad (78)$$

and,

$$F_2(a, \hat{\gamma}) = E_{Q_{\hat{\gamma}}}[-\ln P(s(a)|\cdot)] \quad (79)$$

2.5 The Projective Consciousness Model

In what follows, we present our model in relation to the previous scheme for active inference, but we use an implementation that is somewhat different from the Free Energy principle as introduced by Friston.

The Projective Consciousness Model (PCM) is not yet, by far, a complete and fully integrated model, due to the complexity of the ramifications of its principles, and the multiple levels of hierarchical

processing they entail. In [8], we showed how perceptual inference, from unconscious sensory data to the framing of the Field of Consciousness (FoC) through the calibration of projective transformations under FE minimisation, could explain perceptual illusions. Here, in order to focus on specific processes of interest, we ignore that step of perceptual inference by fixing certain projective parameters *a priori*.

Indeed, we are interested in how the FoC may play a role in appraisal, social-affective perspective taking, and action planing. We focus on two related processes: 1) how the PCM can integrate appraisal as a function of the FoC, in a manner that encompasses internal simulations of appraisals attributed to others through imaginary social-affective perspective taking, and 2) how that process can motivate individual behaviours and result in adaptive and maladaptive emergent individual and collective behaviours, as part of active inference. The process entails a free energy (FE) to minimise, which does not operate at the same level as the FE used in the aforementioned step of perceptual inference (see [8]). In other words, the agents, as we model them, will not be subject to perceptual illusions such as the Moon Illusion [8].

We present a simplified projective model, which we wish to compare in the future to more advanced models derived from the same principles, as well as to empirical data from actual human behaviour.

2.5.1 Setting

As in Friston’s Free Energy principle, the PCM-mediated process of active inference we focus on includes two phases: a ”perception phase”, we shall refer to as an inverse inference problem, and an ”action phase”, we shall refer to as a direct inference problem. The approach somehow differs from Friston’s Free Energy principle, as the system is not only trying to enforce homeostasis but also to increase its utility (in the sense of a rewarding outcome) based on internal prior expectations. This intrinsic distinction changes the perspective on the action phase.

We explain how a given agent represents the entities of the external world in its internal 3-dimensional space, and what cost function is minimised for action selection. We characterize the possible projective charts for a given agent (Proposition 2.6) and show that the perceived size of objects respects a documented form of Steven’s law (Theorem 2.2), which directly results from the hypothesis that the internal representation of data by the agent relies on projective perspective taking.

Let us briefly explain our setting for active inference following the description of Subsection 2.4.5. An entity $e \in E$ is an agent $a \in A$ or an object $o \in G$. Agents can perform active inference, objects cannot. Each agent takes as sensory inputs: 1) the positive and negative emotions expressed by other agents, with a relative intensity represented by a number in $[0, 1]$; 2) the space they occupy and that each object occupies in the external 3-d space, which is a subset of \mathbb{R}^3 (the collection of subsets of \mathbb{R}^3 is denoted as $\mathcal{P}(\mathbb{R}^3)$). In other words, for a given agent $s \in A$,

$$S = [0, 1]^A \times \mathcal{P}(\mathbb{R}^3)^A \times \mathcal{P}(\mathbb{R}^3)^O \quad (80)$$

To simplify the implementation, the contexts are not inferred through Bayesian inference (see Subsection 2.5.6) but in a deterministic manner. In other words the space Γ in our case is the same as the space of internal parameter Ψ . Here the only truly internal parameter is a preference matrix p_s (see below), and,

$$\Gamma = [0, 1]^{A \times E} \quad (81)$$

The space of action is a finite set of basic actions that an agent can perform: moving along a given direction, orienting, and emitting signals expressing emotions. The selection of a move is given by the optimisation of a free energy (Equation FE), however it is important to emphasize that it differs from the way the optimisation problem is handled in the action phase according to Friston’s Free Energy principle *stricto sensu* (Subsection 2.4).

2.5.2 Modelled entities: object, agent, subject

We consider three different entities: objects, agents, and subjects. Let us note E the collection of objects, O , and agents, A . Objects can be seen as a subset of the surrounding space $X_o \subseteq \mathbb{R}^3$. Agents are not objects, but as they are embodied, they also occupy a certain portion of the space, as an object. They can express emotions with respect to other objects or agents that we shall note as $e_a \in \mathbb{R}^{E \setminus \{a\}}$. We will use the term subject, in order to distinguish an agent under consideration from other agents.

To each subject, one can associate a frame for the external space which will correspond to its point of view in that space; this frame is a projective transformation that we shall denote depending on whether it is seen in \mathbb{R}^3 or \mathbb{R}^4 as respectively ϕ or M . Following [8], this frame can relate to a subjective, internal projective chart that the subject uses to organise its internal model of the world, based on sensory data and prior beliefs, also called the Field of Consciousness (see Section 2.5.5). Here that frame can be conceived as the actual or simulated 3-dimensional FoC of the subject.

2.5.3 Preferences and emotion

Let us define two quantities that play a central role for our model of active inference, independently of the spatial configurations of the agents. The sensory inputs are the emotions expressed by each agent (see subsection 2.5.8), from which the subject infers an agent's internal preference about a given entity (see subsection 2.5.6), which then influence the subject's expression of emotion and its action. A subject embeds internal models of preferences or affective expectations, regarding objects and agents, $p_s \in [0, 1]^{A \times E}$.

In what follows, we consider the attribution of preferences which each agent entertains regarding objects and other agents. We thus introduce the following tensor.

Definition 2.28 (Preference tensor). A preference tensor is a collection $(p_{abe} \in [0, 1], a \in A \quad b \in A \quad e \in E)$ such that for any $a \in A$ and $b \in A$, $p_{abb} = 1$.

p shall denote a preference tensor. The preferences of a subject $a \in A$ for an entity $e \in E$ is given by p_{aae} , and its beliefs about the preferences of another agent $b \in A$ for an entity $e \in E$ is given by p_{abe} . In the following simulations, we will assume that each agent tends to have a good image of itself (although it may believe that others do not), so that set $p_{abb} = 1$. Note that our approach incorporates not only the preferences attributed by a subject to other agents, but also the preferences it attributes to other agents about other agents.

The subject's own preferences is the submatrix of p defined as $q_{a,e} = p_{a,a,e}$ for $a \in A$ and $e \in E$, and for a given agent a , we shall call $q_a = q_{a,\cdot}$ its preference vector.

Let us take an example to illustrate the previous Definition 2.28.

Example 2.1. Let Sally (S) and Anne (A) be the two agents we consider and let the marble (M) be the only object in the scene. In Sally's subjective perspective, her preferences are as follows, she really likes the marble at a level of 0.9, and is indifferent with respect to Anne at a level of 0.5 (here considered as a neutral level). She also believes that Anne is indifferent with respect to her at the level 0.5, and that Anne slightly care about the marble at the level 0.6. Sally's preferences are therefore,

$$\begin{array}{c|c|c|c} & S & A & M \\ \hline S & 1 & 0.9 & 0.5 \\ \hline A & 0.5 & 1 & 0.6 \end{array}$$

In this example the preferences of Sally herself (preference, q) are given by,

$$S \left\| \begin{array}{c|c|c} S & A & M \\ \hline 1 & 0.9 & 0.5 \end{array} \right\|$$

2.5.4 ToM-related factors: other agents' influence on the subject

In the model, ToM relies on the subject taking perspectives attributed to other agents to appraise information from their standpoint based on beliefs and preferences attributed to them. This mechanism is explained in subsection 2.5.7. Here we describe two factors controlling the influence of other agents on the subject that contribute to the process. These factors stem from the following psychological considerations. First, a subject's own preferences can be modified according to the preferences it attributes to others. For instance, a person can start liking something initially indifferent or disliked because another person, e.g. an admired or respected figure, expresses such liking. In other words, a person can embrace, or be inspired by the preferences of somebody else. Second, a subject may not change its own preferences based on different preferences expressed by others, but nevertheless take them into account in the way it programs its actions. For instance, a person may choose not to act according to personal preferences because this may displease another person, e.g. a figure of authority. These two factors, which we call respectively, influence on preferences and influence on actions, are independent and may or not interact.

Definition 2.29 (Preference and action influence tensors). These factors translate in the model into two tensors: the preference influence tensor and the action influence tensor. The use of tensors (*versus* simple matrices) is necessary to encode the information that a subject needs to perform *level* – 6 (or second order) ToM, i.e. for the subject to take into account the beliefs it attributes to another agent about another agent (which can be the subject itself). The preference influence tensor is denoted as I^p , and the action influence tensor as I^m . Both are a collection ($I_{sab} \in [0, 1], (s, a, b) \in A^3$) such that for any $s, a \in A$ $\sum_b I_{sab} = 1$.

2.5.5 Field of Consciousness and attentional focalisation

The Field of Consciousness is a crucial component in the model of the contextual appraisal of entities by the subject with respect to internal preferences: the satisfaction of preferences is weighted by the subject based on the way entities appear in its own projective chart, e.g. if a dangerous entity is very far away (respectively close), the drive to avoid this entity may be negligible (respectively important)(see subsections 1.4.1, 2.5.7, and Figure 1).

In this section, we first explain how the FoC is built and used for appraisal through spatial statistics as a function of perspective taking (see also Figure 1 for a simplified summary of the principles). We show how a form of Steven's law as described in [80] appears to be a direct consequence of the PCM principles, which yields further principles for modelling appraisal and motivation. We then explain how we implemented an attentional focalisation function (or attentional beam) acting on the projective chart of the subject, which we used to model a focalisation on central *versus* versus peripheral information in the subject's FoC.

We assume that perspective taking is not inferred *per se*, but that it is part of the mechanisms through which the subject accesses information; likewise for the attentional focalisation function. It is completely conceivable to consider that a subject infers these two quantities (and this could play an adaptive or maladaptive role, e.g. to understand altered state of consciousness). However for a good balance between simplicity and comprehensiveness of implementation, we decided not to infer these quantities here. As we shall see, even with such reduced set of parameters, the model yields relevant,

meaningful and rich behaviours.

Field of Consciousness

The PCM assumes that 3-dimensional projective geometry plays a central role in consciousness; for an overview of projective geometry in the context of the PCM, see [8]. Let us recall some definitions.

Definition 2.30 (Euclidean frame, chart, change of coordinates). Let E be a 3-dimensional Euclidean space, any 4 points (O, A, B, C) such that no 2-dimensional Euclidean space contains all of these points is a frame. Equivalently, there is a one to one correspondence between the frame and the data of a reference point $O \in E$ and a basis of the associated vector space \vec{E} . The chart associated to the frame is the unique affine transformation T from E to \mathbb{R}^3 that sends,

$$O \text{ to } 0 \tag{82}$$

$$A \text{ to } (1, 0, 0) \tag{83}$$

$$B \text{ to } (0, 1, 0) \tag{84}$$

$$C \text{ to } (0, 0, 1) \tag{85}$$

The change of coordinate between two frames (O, A, B, C) , (O_1, A_1, B_1, C_1) , or change of charts, is the affine transformation L ,

$$L = T_1 \circ T^{-1} \tag{86}$$

Definition 2.31 (Projective space and projective transformations). The 3-dimensional projective space, $\mathbb{P}_3(\mathbb{R})$ is the set of lines of \mathbb{R}^4 , more precisely it is the quotient space of \mathbb{R}^4 for the following equivalence relation: for any $v, u \in \mathbb{R}^4 \setminus \{0\}$,

$$u \sim v \iff \exists \lambda \neq 0, u = \lambda v \tag{87}$$

Any bijective linear transformation from \mathbb{R}^4 to \mathbb{R}^4 , i.e. any invertible matrix 4×4 , defines a projective transformation.

Remark 2.13. Let $M : \mathbb{R}^4 \rightarrow \mathbb{R}^4$ be a projective transformation of $\mathbb{P}_3(\mathbb{R})$, and let,

$$I = \{(\lambda_1, \lambda_2, \lambda_3) \in \mathbb{R}^3 : M(\lambda_1, \lambda_2, \lambda_3, 1)[4] = 0\} \tag{88}$$

Then the projective transformation can be represented as an application from $\phi : \mathbb{R}^3 \setminus I \rightarrow \mathbb{R}^3$ defined as, for any $(\lambda_1, \lambda_2, \lambda_3) \in \mathbb{R}^3$

$$\phi(\lambda_1, \lambda_2, \lambda_3) = \left(\frac{M(\lambda_1, \lambda_2, \lambda_3, 1)[1]}{M(\lambda_1, \lambda_2, \lambda_3, 1)[4]}, \frac{M(\lambda_1, \lambda_2, \lambda_3, 1)[2]}{M(\lambda_1, \lambda_2, \lambda_3, 1)[4]}, \frac{M(\lambda_1, \lambda_2, \lambda_3, 1)[3]}{M(\lambda_1, \lambda_2, \lambda_3, 1)[4]} \right) \tag{89}$$

We shall refer to one or the other representation simply as M or ϕ .

Any subject is given its own 3-dimensional Euclidean frame, i.e. 4 points of the 3-dimensional Euclidean space, from which it will take a perspective: a center 0 and three vectors (u_1, u_2, u_3) that correspond respectively to the upward direction (up-vector), to its right, and to the direction in front of it. The positions of objects and other agents are expressed in these coordinates.

Example 2.2. In the context of computer graphics this frame would be related to the frame of the camera. Let (x, y, z) be the center of the camera and let (u_1, u_2, u_3) be the orthonormal basis that corresponds to what is on top (up vector), on its right, and in front. To be more precise if the vector plane of the frame is spanned by two orthogonal vectors (u_1, u_2) of norm 1 then,

$$u_3 = u_1 \wedge u_2 \quad (90)$$

The change from the external world to the internal world of the subject is done by a 3-dimensional projective transformation. In order to choose a 3-dimensional projective transformation that represents the point of view of the subject and its embodied first person perspective, we need to specify some properties of this projective transformation.

Let M be a projective transformation, we shall denote a vector of \mathbb{R}^4 as (x, y, z, k) ; if we want the x -axis, the y -axis and the z -axis to be preserved by ϕ , M is constrained to be,

$$M = \begin{pmatrix} a & 0 & 0 & a_1 \\ 0 & b & 0 & b_1 \\ 0 & 0 & c & c_1 \\ \alpha & \beta & \gamma & \rho \end{pmatrix} \quad (91)$$

We assume that the z axis is the axis along which the subject is aiming (looking) at its surrounding space, and that only positive values of z are considered by the subject at a given time instant, i.e. the subject only represents what is in front of it (or could be in front of it in imagination). This is a restriction that is motivated by considerations about constraints imposed by normal adaptive sensorimotor contingencies, which prevents a singular half-plane to appears in the FoC. Such restriction might be released in a variety of atypical, pathological or abnormal states, which are in and of themselves of great interest but beyond the scope of this report (see [7] for preliminary considerations). M is thus constrained to be such that,

$$\alpha, \beta = 0 \quad (92)$$

and γ and ρ have the same sign (and $\rho > 0$).

If furthermore the origin is sent to the origin by the projective transformation then,

$$a_1 = b_1 = c_1 = 0 \quad (93)$$

Let ϕ be defined as,

$$\phi(x, y, z) = \left(\frac{M(x, y, z, 1)[1]}{\gamma z + \rho}, \frac{M(x, y, z, 1)[2]}{\gamma z + \rho}, \frac{M(x, y, z, 1)[3]}{\gamma z + \rho} \right) \quad (94)$$

$$\phi(x, y, z) = \left(\frac{ax}{\gamma z + \rho}, \frac{by}{\gamma z + \rho}, \frac{cz}{\gamma z + \rho} \right) \quad (95)$$

Finally, we assume that projective distortions only appear away from the origin, which is consistent with the intuition of a 3-dimensional space in perspective. In other words, we want the space close to the subject to be represented faithfully. This translates by requiring that the differential of ϕ in 0 (when $\rho \neq 0$) is the identity matrix i.e. for any $v \in \mathbb{R}^3$

$$d\phi[0; v] = v \quad (96)$$

where $d\phi[0; v]$ is the differential of ϕ at point 0 applied to the vector $v \in \mathbb{R}^3$. And then,

$$M = \begin{pmatrix} \frac{1}{\rho} & 0 & 0 & 0 \\ 0 & \frac{1}{\rho} & 0 & 0 \\ 0 & 0 & \frac{1}{\rho} & 0 \\ 0 & 0 & \gamma & \rho \end{pmatrix} \quad (97)$$

However as for any $\lambda \neq 0$, λM and M induce the same projective transformation we only have to consider the following form,

$$M = \begin{pmatrix} 1 & 0 & 0 & 0 \\ 0 & 1 & 0 & 0 \\ 0 & 0 & 1 & 0 \\ 0 & 0 & c & 1 \end{pmatrix} \quad (98)$$

$\frac{1}{c}$ can be assimilated to a depth of field and is positive.

Steven's law in the context of appraisal

We sum up the discussion of the previous paragraph in the following proposition.

Proposition 2.6 (Characterizing the subject's projective charts). *The projective transformations are such that,*

1. *the subject is centered in 0 after projective transformation, i.e. in its perspective it is at the center of its frame.*
2. *the three axis x, y, z are preserved, i.e. the axis of the Euclidean frame associated with the agent (up-down, left-right, and back-front) must be preserved after projective transformation.*
3. *no points in the ambient space appears, to the subject, to be truly at infinity; this constraint is justified by the fact that the subject can only directly represent what is in front of it.*
4. *objects that are near the agent appear to have the same size as in the reference Euclidean frame.*

Thus the retained projective transformations are the transformations, M , such that

$$M = \begin{pmatrix} 1 & 0 & 0 & 0 \\ 0 & 1 & 0 & 0 \\ 0 & 0 & 1 & 0 \\ 0 & 0 & \gamma & 1 \end{pmatrix} \quad (99)$$

with $\gamma \in \mathbb{R}_+$ a positive real number.

We shall call the frames of the previous Proposition (2.6) as the subject's projective chart. Let us justify this denomination. Let E be the ambient Euclidean 3-dimensional space. In the Euclidean frame of the subject any point of E has a unique coordinate $(\lambda_1, \lambda_2, \lambda_3)$, then when applying the previous projective transformations, ϕ , one gets the representation of the half space in front of the subject in its FoC. If one has a reference Euclidean space (O, e_1, e_2, e_3) , common to all agents, in which the coordinates of each objects can be expressed, in order to express the projective transformation proper to each agent, ψ_a , one needs to change coordinates, from (O, e_1, e_2, e_3) to $(O_a, u_{1,a}, u_{2,a}, u_{3,a})$, and then apply the projective transformation ψ . In other words, if one notes L_a the Euclidean change of charts from (O, e_1, e_2, e_3) to the Euclidean frame $(O_a, u_{1,a}, u_{2,a}, u_{3,a})$, the projective transformation proper to a is,

$$\psi_a = \phi \circ L_a \quad (100)$$

The changes of coordinates L_a we consider are isometries, in other words, they preserves distances. In what follows we will characterise how lengths and volumes of objects changes when they are moved away in the direction of aiming (sight), the z-axis, of the subject. As the distances are preserved by L_a , it is not different from considering that the reference frame is the Euclidean frame of the agent. In this setting, Stevens' Law with exponent -1 , as found in ([80]) in the context of appraisal, appears to be a consequence of the representation of the external data in a projective chart that satisfies natural constraints (Proposition 2.6).

Theorem 2.2 (Stevens' Law). *For M a projective chart of a subject, the ratio between the perceived size of a (small) object, r_p and its real size, r varies asymptotically as,*

$$\frac{r_p}{r} \simeq \frac{1}{cz} \quad (101)$$

where z is the coordinate of the direction along which the subject is aiming, i.e. the third coordinate in the rigid bases associated with the subject (u_1, u_2, u_3) . If the object is aligned with the orthogonal plane of the direction of sight then,

$$\frac{r_p}{r} = \frac{1}{cz + 1} \quad (102)$$

Furthermore the ratio of the volumes varies as,

$$\frac{v_p}{v} \sim \frac{1}{(cz)^4} \quad (103)$$

To be more precise, for any $(\lambda_1, \lambda_2, \lambda_3) \in \mathbb{R}_+^3 \setminus 0 \times 0 \times \mathbb{R}_+$, there is a constant C such that,

$$\|d\phi[x, y, z; \lambda]\| \sim_{z \rightarrow +\infty} \frac{C}{z} \quad (104)$$

and,

$$\det d\phi[x, y, z] \sim_{z \rightarrow +\infty} \frac{1}{(cz)^4} \quad (105)$$

Proof. Let $c \geq 0$ be a positive real number and ϕ be the associated projective chart. For any $(x, y, z) \in \mathbb{R}^3$ and $\lambda = (\lambda_1, \lambda_2, \lambda_3)$,

$$\|d\phi[x, y, z; \lambda]\|^2 = \frac{\lambda_1^2}{(cz + 1)^2} + \frac{\lambda_2^2}{(cz + 1)^2} + \frac{\lambda_3^2(1 + 2c)}{(cz + 1)^4} - \frac{2c\lambda_1\lambda_3}{(cz + 1)^3} - \frac{2c\lambda_2\lambda_3}{(cz + 1)^3} \quad (106)$$

Therefore when $\lambda_1 \neq 0$ or $\lambda_2 \neq 0$, in other words, when λ is not in the direction u_3 (the object is not aligned with the sight direction), then,

$$\|d\phi[x, y, z; \lambda]\| \sim_{z \rightarrow +\infty} \frac{\sqrt{\lambda_1^2 + \lambda_2^2}}{cz} \quad (107)$$

Furthermore,

$$d\phi[x, y, z; \lambda] = \frac{1}{(cz + 1)^4} \quad (108)$$

Therefore,

$$\det d\phi[x, y, z] \sim_{z \rightarrow +\infty} \frac{1}{(cz)^4} \quad (109)$$

□

Attentional focalisation.

In order to further model the modulation of the salience of information through spatial attention in the FoC, we defined an attentional focalisation function, which can be thought of as an "attentional beam" of sorts [11, 95]. Attentional focalisation within the FoC can be conceived as a weight on its projective coordinates, highlighting so-to-speak a subset of the FoC. Here we assume a simple scheme, in which information is weighted down as a function of its eccentricity from the center of the 3-dimensional projection (the subject pay more attention to what appears in front of it). We use a Gaussian function to estimate a weight that is equal to 1 at the center of the projection in the (x, y) plane, and decreases with eccentricity, with a rate that depends on a parameter σ . More precisely, if an object is centered on $(x, y, z) \in \mathbb{R}_+ \times \mathbb{R}^+ \times [0, \frac{1}{c}]$ in the projective chart of the subject with parameter c , then the attention focalisation weight is,

$$\gamma(x, y) = e^{-\frac{x^2+y^2}{\sigma^2}} \quad (110)$$

2.5.6 Inverse inference on preferences

We shall now detail how the internal parameters, which for us corresponds to the different contexts (Γ) , are computed.

The preference tensor is inferred by a subject from the expressed emotions of other agents as follows (see Figure 2). A subject, s , will use the expressed emotions (here the valence) of another agent $a \in A$ to update the preferences it attributes to the other agent in its preference tensor $(p_{sae}^{t+1}, a \in A \setminus \{s\}, e \in E)$ at the next time step. Updated preferences $(p_{sae}^{t+1}, a \in A \setminus \{s\}, e \in E)$ are,

$$p_{sae}^{t+1} = p_{sae}^t + g(v_a^t, p_{sae}^t) c_{sae} \quad (111)$$

where c_{sae} is the combined certainty of s towards a towards e :

$$c_{sae} = (1 - \sigma_{sa})(1 - \sigma_{ae}) \quad (112)$$

Where $1 - \sigma_{ab}$ is the certainty and σ_{ab} is the uncertainty. We present more details about uncertainty in subsection 2.5.7.

g is a function that computes the gain to apply to update the current preference $q \in [0, 1]$ as,

$$g(v, q) = -q_n + (q_n - q)\alpha + \frac{1}{1 + e^{-\lambda f(v)}} \quad (113)$$

where α and λ are parameters (i.e. $\alpha = 1$ and $\lambda = 25$) and f is used to modulate the sensory gain of the perceived valence. $f(x) = x$ can be used to avoid modulating the valence, but using $f(x) = x^3$ is a sound choice as it will enhance the update strength of the valence for extremities (-1 and 1) and reduce it around neutral expressions (0) (seeing another agent express a positive emotion with small intensity will only have a very small weight on the update of preferences, whereas a strong intensity will have a quite strong update weight). q_n is a reference preference, defining a neutral level, which we assume to be the same for everybody, above which entities appear as positive and below which they

appear as negative.

The subject updates its own preferences $(q_{s,s})$ based on the influence others have on it (see subsection 2.5.4). $p_{s,s}^{t+1}$ depends on $q_{s,s}$, I_s and $q_{s,a}^{t+1}$ ($a \in A \setminus \{s\}$) as,

$$q_{s,e}^{t+1} = I_{ss}^p q_{s,e} + \sum_{\substack{a \in A \\ a \neq s}} I_{ssa}^p p_{s,a,e}^t \quad (114)$$

2.5.7 Action of the Field of Consciousness on appraisal

The way a subject selects its actions with respect to prior preferences depends on its appraisal of the external world. Note that this also entails a variable uncertainty regarding sensory evidence that translates into uncertainty in its appraisal. In the first paragraph of Subsection 2.5.9, we will explain how this uncertainty is integrated, in a somewhat natural manner, in the decision making process. But first, let us explain how the appraisal works.

Perceived value

In the introduction, we explained how the perspectival properties of the FoC induce an effect of shrinking on the apparent size of entities that are far from the subject point of view, and can be hypothesized to play a direct role in the affective appraisal of those entities, and as a result act as a motivational factor. Let us recall that from Theorem 2.2, the ratio of the apparent volume of an entity in the FoC, v_p , and its real volume, v , varies as the inverse of the quartic power of depth from the subject, i.e.

$$\frac{v_p}{v} \sim \frac{1}{(cz)^4} \quad (115)$$

To recover documented effects of inverse distance on appraisal from intrinsic properties of projective geometry, we therefore quantify the quadric root of the estimated volume of the entity as a measure of apparent linear size. For each entity considered by an agent, we weight the preference for the entity with that quantity. To simplify modelling, we consider the space that is not occupied by entities as homogeneous with respect to preference. It is assigned a neutral preference that we shall note q_n , which is assumed to have the same value for all agents. We then weight the preference $q_{s,e}$ for a given entity $e \in E \setminus s$ by the volume it occupies in the FoC; this new quantity $\mu_s(e)$ is the perceived value of the entity,

$$\mu = p\gamma \frac{v_p^{1/4}}{v_{tot}^{1/4}} + q_n(1 - \gamma \frac{v_p^{1/4}}{v_{tot}^{1/4}}) \quad (116)$$

Let us recall that q_n is the neutral preference, $\gamma \in [0, 1]$ is the attentional focalisation factor that takes into account 'eccentricity', in other words,

$$\gamma = \gamma(x, y, z) \quad (117)$$

with (x, y, z) the point at which the entity is centered and v_{tot} a reference volume, e.g. the total volume encompassed by the FoC (taking into account the clipping of the plane (x, y)).

For a given subject s , $\mu_s(e)$ is a function of the configuration of e in the external space, i.e. X_e , and depends on the frame, ψ_s , of s and on its preference vector q_s ; this can be noted as $\mu_{s,\psi_s,q_s}(e)$.

Uncertainty with respect to sensory evidence

The FoC frames information by accessing projectively an unconscious world model, which contains prior beliefs updated based on sensory evidence. For perception, the FoC has to be localized and oriented with respect to the agent's body in ambient space, so that its field of view encompasses regions of space that can be sampled based on sensory processing. For imaginary projections, this constraint is released, and the FoC can explore its world model beyond regions of space that can be sampled based on sensory processing. In the latter case, the FoC has to rely entirely on prior beliefs. Thus, uncertainty with respect to sensory evidence can be and should be taken into account. This is particularly relevant in the context of a process of FE minimisation, as the integration of FE in the process of decision making about action entails intrinsic properties of uncertainty reduction, which yield a form of intrinsic curiosity (see Introduction). This can be understood by considering the negentropy term in the FE formula. When the variance of the underlying distribution increases, that is when uncertainty increases, negentropy becomes more negative, and FE is reduced as a result. Thus, in our context, FE will tend to decrease for FoCs that are less informed by sensory evidence, and those FoCs will acquire as a result an intrinsic interest, which competes with other factors determining the value of FE. We integrated such uncertainty in our model the following way. For FoCs that sample regions of space compatible with sensory evidence acquisition, we defined uncertainty as a function ranging from 0 to 1, increasing from the center of the field of view towards the back of the agent, and from proximal locations towards more distant locations in space (we are more uncertain about what we cannot see well). We leveraged psychophysical functions derived from vision science for the effect of excentricity on uncertainty (building upon the decreasing resolution of the visual field from to fovea to the periphery)[96]. Of course, the sampling of space in a multimodal context is richer and more complex (think about source localization from auditory processing), but we restricted ourselves to simple vision-inspired models concerning the uncertainty at hand for this report.

This lead us to consider the uncertainty σ of an object or an agent. σ_e is the uncertainty a subject has towards an entity e relative to its field of view. The more remote and off-centered e is, the higher the associated uncertainty σ_e . Figure 3 shows the behaviour of σ in a 2-dimensional plane from above the subject. The metric is computed following [96], as

$$\sigma_e = 1 - \rho_e \quad (118)$$

ρ_e is the certainty, as

$$\rho_e = \frac{2\zeta}{\omega} \quad (119)$$

where ω is the distance between the subject s and e . The acuity, ζ , is defined as,

$$\zeta = e^{-\kappa\epsilon} \quad (120)$$

with ϵ as the eccentricity metric and κ a constant that represents the acuity of the subject's vision.

The uncertainty depends on s, ψ_s which we shall denote as σ_{s, ψ_s} .

Remark 2.14. We arbitrarily chose, $\kappa = 20$, as it appeared to produce uncertainty maps that were qualitatively adapted to the simulations.



Figure 3: **Illustration of σ**

Parameter σ (uncertainty with respect to sensory evidence) as seen from above. The base of the white beam is the point of view of the subject. The whiter a point is, the lower its σ .

2.5.8 Action 1 : Emotion expression

In this implementation of the model, we use a rather simplistic model of emotion expression, which is a direct proxy of the preference of the subject. Thus we do not assume that the expression of emotions by the subject is itself part of its optimisation process (a subject will always express an emotion that is consistent with its state of appraisal). A subject uses the perceived values, $(\mu_s(e), e \in E)$, as a base to express emotions. The emotions are expressed along two dimensions: positive and negative emotions. The expressed valence is simply the difference between the two quantities. The relative perceived preferences μ'_s are defined as,

$$\mu'_s(e) = \frac{\mu_s(e) - q_n}{1 - q_n} \quad (121)$$

and used to express emotions. Here again the reference neutral preference q_n appears; a refinement would be to consider that each subject has its own neutral level of preference, $q_{s,n}$ (an agent may consider that a certain level of well-being is overall neutral with respect to its own expectations, when another agent might consider that it is already a level of well-being that is substantially above baseline). The intensity of positive emotion expression is given by the following expression,

$$e_s^+ = \frac{\sum_{\nu \in M_s^+} (\nu^n)^{\frac{1}{n}}}{|M_s^+|^{1/n}} \quad (122)$$

where M_s^+ are the values of μ_s above q_n ,

$$M_s^+ = \{\mu'_s(e) \geq 0 | e \in E\} \quad (123)$$

and n is a constant (the choice of which is explained below).

Likewise, the intensity of the negative emotion expression is,

$$e_s^- = \frac{\sum_{\nu \in M_s^-} (\nu^n)^{\frac{1}{n}}}{|M_s^-|^{1/n}} \quad (124)$$

where $M_s'^-$ are the values of μ_s below q_n ,

$$M_s^- = \{\mu'_s(e) \leq 0 | e \in E\} \quad (125)$$

The expressed valence is the difference between e_s^+ and e_s^- as,

$$v_s = e_s^+ - e_s^- \quad (126)$$

Let us now explain how one can set the value of n and more generally why we chose the previous formula for positive and negative emotion expression (Equation 122, 124). Let us consider a situation in which the subject faces an object that it really likes but surrounded by neutral objects (for which $\mu(e) = 0.5$, i.e. the subject is indifferent to these objects). It seems reasonable to assume that, in this situation, the subject should be fairly happy. One option would be to consider $n = 1$ in Equation 122, which would mean that the objects which the subject is indifferent to are as important as the one it really enjoys in its appreciation of the situation, which does not seem plausible. Another option could be to just take the maximum of $\mu(e)$. However, if the scene is crowded with objects that the subject is rather indifferent to, this would entail, which we may not want to assume, that the level of positive emotion would be exactly the same as when the liked object is on its own. The first option corresponds to considering the l^1 norm on $\mathbb{R}^{M_s^+}$, and the second option to considering the l^∞ ; fortunately there are many norms between these two norms, which are called the l^p norms, here n in Equation 122 corresponds to these p .

We choose n based on the following scheme. Let us consider that there is a fraction $\alpha \in [0, 1]$ of the objects to which an agent is indifferent and that the agent really likes all the other objects, i.e. that for these objects the values, μ'_s , are respectively 0 and 1. In such case, we still expect the positive emotion to be high for example at a reference level $d \in [0, 1]$; we can write

$$e_s^+ = \alpha^{\frac{1}{n}} + 0 = d \quad (127)$$

then,

$$n = \frac{\ln \alpha}{\ln d} \quad (128)$$

We chose $\alpha = 1/2$ and $d = 0.9$ which gives us $n = 7$.

2.5.9 Action 2: Choice of best move

The method of optimisation for the choice of the action of moving based on free energy (Equation (FE)) entails a certain complexity, in particular because of the ToM component of the model, which requires a graded, stepwise presentation to explain its different components, from the simplest cases to the more complex ones.

μ and σ parameterize probability distributions

The aim of the subject is to maximize positive outcomes, which correspond to high values of perceived value and low uncertainty about it. In order to achieve this aim, the subject needs to quantify the extent to which its state departs from the ideal configuration of high perceived value and low uncertainty, (μ_0, σ_0) . A natural way to do so is to embed these parameters in the probability simplex $\mathbb{P}([0, 1])$ of probability laws over the perceived value, and to quantify the “distance” of (μ, σ) from (μ_0, σ_0) by using the relative entropy corresponding to the Kullback-Leibler divergence.

For a given subject, s , and a given entity, e , different from the subject, $\mu_s(e)$ and $\sigma_s(e)$ parameterise a probability law on $[0, 1]$ centered on $\mu_s(e)$ and of dispersion $\sigma_s(e)$, which we shall note as $Q(\lambda|\mu_s(e), \sigma_s(e))$ with $\lambda \in [0, 1]$.

One can for instance consider $Q(\cdot|\mu_s(e), \sigma_s(e))$ to be a truncated Gaussian of mean μ_e and variance σ_e . The prior is a law of high certainty centered on a high weighted preference, i.e on λ close to 1; we shall note it as P . Here for simplicity sake, it is assumed to be the same for every agent.

We shall now explain how a subject selects its next action. The quantity we want the subject to minimise in the end (Equation (FE)) integrates multiple terms of free energy.

Simplest case: subject without Theory of Mind

In the simplest case, let us assume that the subject cannot take into consideration the perspective of other agents on the situation nor predict their reactions and therefore that it cannot establish a strategy by anticipating the others’ actions.

Let us also start by assuming that the subject is confronted with only one other entity. The subject can choose different actions. Here the repertory of actions is reduced to moving in a given direction, orienting in a given direction, or not moving. Let us note the set of possible moves as M . The subject will attempt to minimise the Kullback–Leibler divergence between $Q(\cdot|\mu_s(e), \sigma_s(e))$ and a given probability law P that represents an ideal state in which the perceived preference of the agent is high and the uncertainty low, i.e.,

$$m^* = \min_{m \in M} \text{DKL}(Q(\cdot | \mu_{s, \psi_s(m), q_s}(e), \sigma_{s, \psi_s(m)}(e)) \| P) \quad (129)$$

It is important to emphasize that each move changes the subject's projective chart, i.e. FoC, which directly influences the perceived value and uncertainty on it, μ and σ (see Section 2.5.7). This dependency is indicated by the index $\psi(m)$ in Equation (129). What is implicit in this expression is that the map from moves to projective transformations, $\psi_s(m)$, depends on the Euclidean frame π_s of the subject.

When there are more than one other entity than the subject, the minimisation is performed on a weighted sum, with weight $(\omega_s(e), e \neq s)$, of the Kullback-Leibler divergences. Let us denote C the corresponding cost function,

$$L_s(m_s, q_s) = \sum_{\substack{e \in E \\ e \neq s}} \omega_s(e) \text{DKL}(Q(\cdot | \mu_{s, \psi_s(m), q_s}(e), \sigma_{s, \psi_s(m)}(e)) \| P) \quad (130)$$

Intermediary case: Theory of Mind without prediction of the actions of others

Let us consider a case in which a subject can perform social-affective appraisal of others perspectives, i.e. a basic component of ToM according to the model, but without predicting the actions of other agents based on it. In other words, the subject may understand and be influenced to some extent by the affective states it attributes to others but will not be able to develop competitive strategies based on the computation of others' expected moves.

Note that the extent to which the subject may tend to let itself be influenced by others could be a contextual state or a (personality) trait. In the following simulations, we consider such influence as a trait. Also note that the subject can also entertain beliefs about how other agents let themselves be influenced by other agents. The parameter that accounts for how much a subject takes the opinion of other agents into account in its own actions is given by the action influence tensor.

Thus if the subject takes into consideration the opinion of the other agents in making its move but still cannot predict their moves,

$$C_s(m_s, p_s) = \sum_{\substack{a \in A \\ e \in E \\ e \neq a}} \omega_{s,a,e} \text{DKL}(Q(\cdot | \mu_{a, \psi_a(m), p_{s,a}, \cdot}(e), \sigma_{a, \psi_a(m)}(e)) \| P) \quad (131)$$

where for any agent $a \in A$ and entity $e \in E$,

$$\omega_{s,a,e} = I_{s,a}^m \alpha_{a,e} \quad (132)$$

and $\alpha_{a,e} = \frac{1}{|E|}$.

For each subject, minimising the energies gives a unique possible move:

$$m_s^* = \underset{m_s \in M_s}{\text{argmin}} L_s(m_s, q_s) \quad (133)$$

or,

$$m_s^* = \underset{m_s \in M_s}{\text{argmin}} C_s(m_s, p_s) \quad (134)$$

Remark 2.15. Let us remark that in Equation 131, a given subject uses its own beliefs on what the preferences of the other agents are, i.e. it uses p and not q .

Remark on update rules

In order for a subject to anticipate possible future outcomes, it needs to consider how preferences may be updated across several time steps but also to keep track of its own actions and those of others (moves and emotions). It assumes that the other agents do not predict others' actions. In the previous section we implicitly assumed that the spatial configuration of all the agents and objects were given, i.e. that at time 0 $(X_e^0, e \in E)$ is given. As we want to describe what happens during several time step we will be very precise on what changes with time and what doesn't.

The configuration in the real space of each agent $(X_a^t, a \in A)$, the preference tensor p^t and the move of each agent $(m_a^t, a \in A)$ vary with time; for simplicity it is assumed that the objects are kept fix, in other word agents cannot act on them. The evolution of the variables are prescribed by the following rules, for any agent $s \in A$,

$$p_{s..}^{t+1} = f(p_{s..}^t, X^{t+1}, I_{s..}^p) \quad (135)$$

$$m_s^{t+1} = \underset{m \in M_s}{\operatorname{argmin}} C_s(m, p_{s..}^t, X^t, I_{ss}^a) \quad (136)$$

$$X_s^{t+1} = f_1(X_s^t, m_s^t) \quad (137)$$

More sophisticated case: Theory of Mind with prediction of the actions of others

When a subject $s \in A$ establishes a strategy, it iterates n times the update rules in Equations (135), (136), and (137), for all other agents but itself, taking as input the sequence of moves it makes, and it has an idea of what $(X_a^k, p_{a..}^k, m_a^k)$ is for $k \in [n]$ and any agent a . However the subject does not have access to the true $p_{a..}^0$ nor does it have access to $I_{a..}^p, I_{a..}^m$, instead it initiates its predictions with for each agent $a \neq s$ $\tilde{p}_a, \tilde{I}_{aa}^p, \tilde{I}_{aa}^m$ chosen as,

$$\tilde{p}_{a..}^0 = p_{s..}^0 \quad (138)$$

$$\tilde{I}_{aa}^p = I_{sa}^p \quad (139)$$

$$\tilde{I}_{aa}^m = I_{sa}^m \quad (140)$$

The number of steps the subject can predict, n , will be called the depth of processing and denoted dp . From this prediction, it will decide what sequence of moves $(m_s^{k*}, k \in [n])$ is the best, and the first move of this sequence will be its true move (see Equation (142)). Let us insist on the fact that the evolution of all the variables X_a^k, p_a^k, m_a^k for $a \neq s$ and $k \in [n]$ is prescribed by Equations (135), (136), and (137), but the subject's moves are kept free, i.e. not constrained by Equation (136), and will be the variables on which the optimisation will be carried out. These collection of moves, or paths $m_s = (m_s^k, k \in [n])$, are selected from a set of paths \mathcal{P} . For any $m \in \mathcal{P}$,

$$FE(m) = \sum_{k \in [n]} a_k C_s(m^k, p_s^k, X^k) \quad (\text{FE})$$

where $\sum_{k=1 \dots n} a_k = 1$ and a_k are chosen here to be $a_k = \frac{1}{n}$.

The best next move is then the first step move of the best path of n -moves. Let,

$$m^* = \underset{m \in \mathcal{P}}{\operatorname{argmin}} FE(m) \quad (141)$$

then the best next move is,

$$b^* = m^*[1] \quad (142)$$

Different sets of paths (\mathcal{P}) can be considered, for example one can consider at each step the $m \in \mathbb{N}^*$ best moves.

A description of the algorithmic implementation of the model with pseudo-code expressions is given in Appendix A.

2.5.10 Summary of all parameters in the model

Table 1 summarizes the parameters and functions integrated in the model.

p_s	Preference tensor of a subject s
q_s	Preference vector of a subject s
q_n	Neutral preference
e_+, e_-, v	Positive, negative emotion and valence
I_s^p, I_s^m	Preference and action Influence tensor for the subject s
π_s	Euclidian frame of a given subject
ψ	Projective chart with respect to the Euclidean frame
$\frac{1}{c}$	Depth of Field of the Projective Chart of a subject.
γ	Attentional focalisation
μ	Perceived preference
ζ	Acuity
σ	Uncertainty on perceived preference
dp	Depth of processing

Table 1: **Summary of parameters and functions**

2.6 Simulation design and campaigns

Our aim was to demonstrate the emergence of a variety of complex adaptive and maladaptive behaviours as a function of relevant model parameters. We manipulated the depth of imaginary processing, prior beliefs and preferences of the subjects about others and objects, its beliefs about others’ beliefs and preferences, and the implication of social-affective perspective taking, via the preference, preference influence and action influence tensors (see Sections 2.5.3, 2.5.4).

We defined the simulations within different situational contexts (similar to experimental or clinical assessment setups), aimed at demonstrating target model properties, namely: how deeper imaginary perspective taking may help agents to overcome unpleasant obstacles towards a better end state; how the degree of social-affective perspective taking may lead agents to enter joint attention behaviours, and broaden their interest; how negative prior beliefs attributed to others about the subject may lead to social avoidance; and how the understanding of false beliefs in other agents may be exploited by a subject towards a better end state.

2.6.1 General setting of simulations

All simulations took place within the same general setting. There was always two agents. The environment comprised a floor plane and two objects (cubes). One agent, the subject, served as an agent of interest for evaluation. We refer to the two agents as the "subject" and the "other agent". The parameters and functions in Table 2 were fixed for all simulations and agents.

Let us remark that the influence tensors are used here in a limited manner, as many values in these tensors are set to zero, in order to simplify simulations and their interpretation in the situational contexts we consider.

Let us introduce two more parameters:

1. *Pred* is a parameter that can be True or False and that represents whether or not the subject predicts others’ behaviour.
2. *Scb* is a parameter that can be True or False and that represents whether or not the subject features self-centered beliefs (see Section 2.6.4).

By convention, the subject is indexed as agent 1, the other agent as agent 2, and the two objects (cubes) as objects 1 and 2; in the parameter table they are enumerated (in tuples) in the following order: agent 1, agent 2, object 1, object 2. Furthermore, let us recall the convention that two vectors $u, v \in \mathbb{R}^n$ are equivalent if there is a multiplicative constant $\lambda \in \mathbb{R}^*$ such that $u = \lambda v$.

Sets of simulation parameters that varied across situational contexts were chosen based on psychological and situational rationale (see below). The simulations were performed over $n = 70$ iterations of actions (each including embedded iterations according to the depth of imaginary processing parameter). For each situation, we repeated the simulations $N = 100$ times, with different initial positions

q_n	0.5
e_+^0, e_-^0, v^0	Initialized at $(0, 0, 0)$
$\frac{1}{c}$	10
γ	The function is the same in every setting
ζ	with $\kappa = 20$

Table 2: **General parameters and fixed functions for the simulations**

and orientations of the agents and cubes across trials (under some constraints related to the “experimental” design of the situations), in order to characterize the robustness of the behavioural outcomes. All conditions within a given situation and for a given trial shared the same initial positions and orientations, in order to render them comparable on a trial-to-trial basis.

2.6.2 Situation 1: imagining a better place to overcome an obstacle

The aim of this situation was to assess how projective imagination can contribute to regulate emotional states and the motivation of approach-avoidance behaviour, in order to cope with a situation of approach-avoidance conflict.

The agents did not perform social-affective perspective taking. The subject was placed on the floor plane in the presence of two cubes, one associated with positive prior preferences (liked-cube 1), and one associated with negative prior preferences (disliked-cube 2). Initial conditions were defined so that the subject started close and facing the disliked cube, while the liked-cube was located farther away behind the disliked cube, which acted as an obstacle, generating a situation of approach-avoidance conflict. The other agent was neutral for the subject. The other agent disliked the two cubes and the subject was neutral for it.

We contrasted three sets of parameterisations of the model:

- *Agents with low projective imagination.* The subject had a low depth of imaginary processing ($dp = 1$), i.e. the number of iterations of imaginary projections before action was small. We hypothesized that agents with limited imagination would demonstrate reflex-like behaviours of avoidance in order to minimise their free energy by turning their back on the disliked-cube.
- *Agents with intermediary projective imagination.* The subject had an intermediary depth of imaginary processing ($dp = 2$). We hypothesized that agents with intermediary imagination would rarely overcome the obstacle and most of the time would avoid it by running away.
- *Agents with higher depth of projective imagination.* The subject had a higher depth of imaginary processing ($dp = 3$). We hypothesized that the subject, which was capable of deeper exploration of possible actions than in the previous case, would appear more resilient, and get around the obstacle, i.e. the disliked-cube, to approach the liked one, and thus further minimise its free energy.

Relevant simulation parameters are shown in table 3.

p_1	For agent 1, $p_{11.} = [0.5, 0.5, 0.75, 0.1]$, $p_{12.}$ is irrelevant.
p_2	For agent 2, $p_{21.}$ is irrelevant, $p_{22.} = [0.5, 0.5, 0.1, 0.1]$
I_s^p	$I_{saa}^p = 0$ for all $a \in A$ such that $a \neq s$ and any $s \in A$
I_s^m	$I_{saa}^m = 0$ for all $a \in A$ such that $a \neq s$ and any $s \in A$
dp	Depth of processing 1, 2 or 3
$Pred$	False
Scb	False

Table 3: Specific parameters for situation 1

2.6.3 Situation 2: social-affective perspective taking and joint attention behaviours

The aim of this situation was to assess the role of social-affective perspective taking, while being influenced by the preferences expressed by others, in the emergence of adaptive joint attention behaviours versus maladaptive restricted interests.

Initial conditions were as follow. The subject had positive prior preferences about cube 2. The other agent had positive prior preferences about cube 1.

We contrasted two sets of parameterisations of the model:

1. *Agents without social-affective perspective taking.* None of the agents performed social-affective perspective taking. This condition aimed at simulating impairments typically associated with ASD. We hypothesized that the subject would not develop joint attention behaviours with the other agent, and manifest restricted interest by remaining focused on its initial cube of interest.
2. *Agents with social-affective perspective taking.* The subject was highly receptive to the other agent interest (non-zero values in the preference influence tensor). We hypothesized a shift of interest in the subject, leading the subject to approach the other agent and its preferred cube, resulting in the emergence of joint attention behaviours.

Relevant simulation parameters are shown in table 4.

p_1	For subject 0, $p_{11..} = [0.5, 0.5, 0.3, 0.9]$, $p_{12..} = [0.5, 0.5, 0.9, 0.5]$.
p_2	For agent 2, $p_{21..}$ is irrelevant, $p_{22..} = [0.5, 0.5, 0.9, 0.5]$
I^m	$I_{saa} = 0$ for all $a \in A$ such that $a \neq s$ and any $s \in A$
1) I^p	condition 'no tom': $I_{saa}^p = 0$ for all $a \in A$ such that $a \neq s$ and any $s \in A$.
2) I^p	condition 'tom': $I_{11..}^p \sim [1, 0.075]$, $I_{12..}^p \sim [0, 1]$, $I_{2..}$ is irrelevant.
dp	Depth of processing 3
$Pred$	conditions: 'no tom' = False, 'tom' = True
Scb	False

Table 4: **Specific parameters for situation 2**

2.6.4 Situation 3: attribution to others of negative prior about the self and maladaptive avoidance behaviours

The aim of this situation was to assess the role of the attribution to others of negative prior preferences about the self in the emergence of maladaptive avoidance behaviours. We designed the situation as a toy model of SAD.

Initial conditions were as follow. The subject had positive prior preferences about cube 1. The other agent had positive prior preferences about cube 2. The other agent was neutral about the subject. Both agents performed social-affective perspective taking. The subject was influenced by the other agent at the level of the action influence tensor.

We contrasted three sets of parameterisations of the model:

1. *No attribution of negative priors about itself by the subject to the other agent.* The subject did not attribute negative prior preferences about itself to the other agent, i.e., was not defiant of the other agent (condition: 'no def'). We hypothesized that the subject would not avoid the other agent whenever it would get closer to the subject.
2. *Attribution of negative prior about itself by the subject to the other agent without self-centered beliefs.* The subject attributed negative prior preferences about itself to the other agent, i.e., was defiant of the other agent beliefs about itself but did not believe that the other agent was constantly thinking about (imagine) the subject (condition: 'def'). We hypothesized that the subject would avoid the other agent whenever it would actually be in its field of view and get closer to the subject, but would be able to sneak towards its preferred cube through less direct paths than for the first parameterisation of the model.
3. *Attribution of negative priors about itself by the subject to the other agent with self-centered beliefs.* The subject attributed negative prior preferences about itself to the other agent, and did believed that the other agent was constantly thinking about (imagine) the subject (condition: sad). This was implemented by making the subject, when performing social-affective perspective taking, always imagine that the other agent was aiming at the subject, i.e. in its imagination the subject attributed to the other agent a FoC that was always oriented towards it. This condition aimed at simulating processes and behaviours typically associated with SAD. We hypothesized that the subject would avoid the other agent whenever it would be around.

Relevant simulation parameters are shown in table 5.

p_1	For agent 1, $p_{11.} = [0.5, 0.5, 0.9, 0.5]$, $p_{12.} = [0.15, 0.6, 0.5, 0.9]$.
p_2	For agent 2, $p_{21.} = [0.5, 0.5, 0.9, 0.5]$ is irrelevant, $p_{22.} = [0.5, 0.6, 0.5, 0.9]$
1) I^m	'no def' $I_{saa} = 0$ for all $a \in A$ such that $a \neq s$ and any $s \in A$
2),3) I^m	'def' and 'sad' $I_{11.}^m \sim [1, 12.5]$, $I_{12.}$ irrelevant
I^p	$I_{saa} = 0$ for all $a \in A$ such that $a \neq s$ and any $s \in A$
dp	Depth of processing 3
$Pred$	True
Scb	In conditions 'no def' and 'def' is False, in condition 'sad' is True.

Table 5: **Specific parameters for situation 3**

2.6.5 Situation 4: taking advantage of false beliefs in others

The aim of this situation was to assess the ability of an agent to naturally (automatically) take advantage of its implicit understanding of another agent’s false beliefs based on its ability to infer the expected behaviour of the other through social-affective perspective taking.

We modeled the situation based on Sally and Anne’s paradigm (see Section 1.2.2), which we adapted to a non-verbal context focusing on approach-avoidance behaviours. The two cubes were made indistinguishable by the agents except based on their locations. Cube 2 was associated with positive prior preferences for both agents. Cube 1 was neutral. Both agents believed that the other agent also had positive preferences for cube 2. The subject performed social-affective perspective taking, and was influenced by the other at the level of the action influence tensor.

We created a competitive situation between the agents, in order to generate an initial conflict of approach and avoidance for the subject, so that the subject would avoid approaching the preferred cube. We did so by introducing prior beliefs in the subject that the other agent held negative prior preferences about it, and by having the subject dislikes the other agent too. In fact, the subject was neutral to the other agent. Thus, even though approaching cube 2 would minimise FE for the subject in isolation, the prediction that the other agent would approach cube 2 would prevent the subject to further approach the cube, by anticipation of the negative reaction of the other agent and of the subject itself if the subject and the other agent would find themselves close to each other.

The simulations were divided in two phases. At some point (transition between phase 1 and 2, at iteration 30), the locations of Cube 1 and 2 were switched, and initial conditions were reset (the subject and the other agent were repositioned at their initial location).

- *The other agent has true belief about the location of cube 2.* In this condition, both agents could see at all times what was happening, i.e., they could both witness the switching of the cubes. Thus both the subject and the other agent would maintain true beliefs about the location of Cube 2, and believed that the other had true beliefs about it as a result. We hypothesized that the subject would avoid approaching Cube 2 in both phase 1 and phase 2.
- *The other agent has false belief about the location of cube 2.* In this condition, just before the switching between cubes 1 and 2, the other agent was turned around so it could not see the cubes for a short amount of time, while the subject could still observe the cubes and the fact that the other agent was not able to see the switching. As a result, the other agent would still believe that cube 2 was at its initial location, whereas the subject would update its own beliefs about the location of cube 2 but not the beliefs attributed to the other agent about it. In other words, for the subject, the other agent would hold false beliefs about the location of cube 2. We hypothesized that the following behaviours would ensue in the second phase. The subject would approach cube 2, expecting the other agent to (mistakenly) approach cube 1 (believing it is cube 2), and anticipating that it would not find itself close to the other agent as a result.

Relevant simulation parameters are shown in table 6.

p_1	For agent 1, $p_{11.} = [0.5, 0.1, 0.5, 0.7]$, $p_{12.} = [0.1, 0.5, 0.5, 0.7]$.
p_2	For agent 2, $p_{21.} = [0.5, 0.5, 0.5, 0.7]$, $p_{22.} = [0.5, 0.5, 0.5, 0.7]$
I^p	$I_{saa} = 0$ for all $a \in A$ such that $a \neq s$ and any $s \in A$
I^m	$I_{11.}^m \sim [1, 6]$ and $I_{12.}, I_{2..}$ are irrelevant
dp	Depth of processing 3
$Pred$	True
Scb	False

Table 6: Specific parameters for situation 4

2.7 Behavioural analytics

We wanted to study the consequences of these parametric manipulations on FE, valence, approach-avoidance and joint attention behaviours. We characterized the overt behaviour of the agents using a set of metrics, which approximated metrics that could be used to characterize the behaviour of real human participants in the context of experimental protocols, as a function of time.

2.7.1 Approach-Avoidance metrics

. Approach-Avoidance metrics corresponded to an overt behavioural estimate of approach-avoidance behaviours from an agent i towards an entity j . We used two metrics. The first one, a position or "motion" metrics, corresponded to the Euclidean distance of the agent from the entity, with higher values when the agent was far, and lower values when it was close to the entity. The second one, a look-at metrics, quantified approach-avoidance in terms of the overt attention or orientation of the agent with respect to the entity. It was defined as the dot product $a_{ij} = \text{dot}(u, w)$ between the unit vector u pointing from the agent location towards the entity, and the unit vector w representing the current, real or imaginary orientation of the agent. It is equal to 1 if the two vectors point in the same direction (the agent look at the entity), 0 if they are orthogonal, and -1 if they point in opposite directions.

2.7.2 Joint Attention metrics

. The joint Attention metrics corresponded to an overt behavioural estimate of joint attention behaviours, between a pair of agents (i, j) towards an entity k . It was defined as $ja_{ijk} = a_{ik} \cdot a_{jk}$, the product of the look-at metrics of the two agents with respect to the entity. It is equal to 1 when the two agents look simultaneously at the same entity, or in the opposite direction from that entity, tends towards 0 when the orientation of at least one agent is orthogonal to the direction of the entity for this agent, and it is -1 when one agent look at the entity and the other look in the opposite direction.

These metrics were computed over time for each simulation, across conditions and across trials. This allowed us to compute mean and standard errors over the metrics as a function of time and condition. We were also interested in the end state of the agents (at the end of the simulations between iterations 60 and 70), as an index of the efficacy of the agent's global optimisation process, in order to compare the performance of agents across conditions.

Statistical tests (t-tests based on the General Linear Model) were performed within the end state period, after averaging results within the corresponding time window for each condition, in order to compare conditions in terms of final outcomes (even though relevant differences between conditions turned out to be quite strong, and it was obvious that they would be significant).

3 Results

The results focus on the behaviours and states of the subject more than on those of the other agent, both to limit the length of this report, and because the subject is the agent under evaluation, as in an experimental or clinical setting.

Results are presented by both analyzing the virtual simulations corresponding to the mind of the agents, and by showing snapshots of replay using the physical robots for more concrete demonstration (see also videos online).

3.0.1 Situation 1: imagining a better place to overcome an obstacle

Figure 4 shows the results of the simulations. Within the end state, as the depth of processing (dp) increased from 1 to 3, free energy (FE) decreased ($t(298) = -23.19; p = 1.06 \cdot 10^{-68}$), approach towards

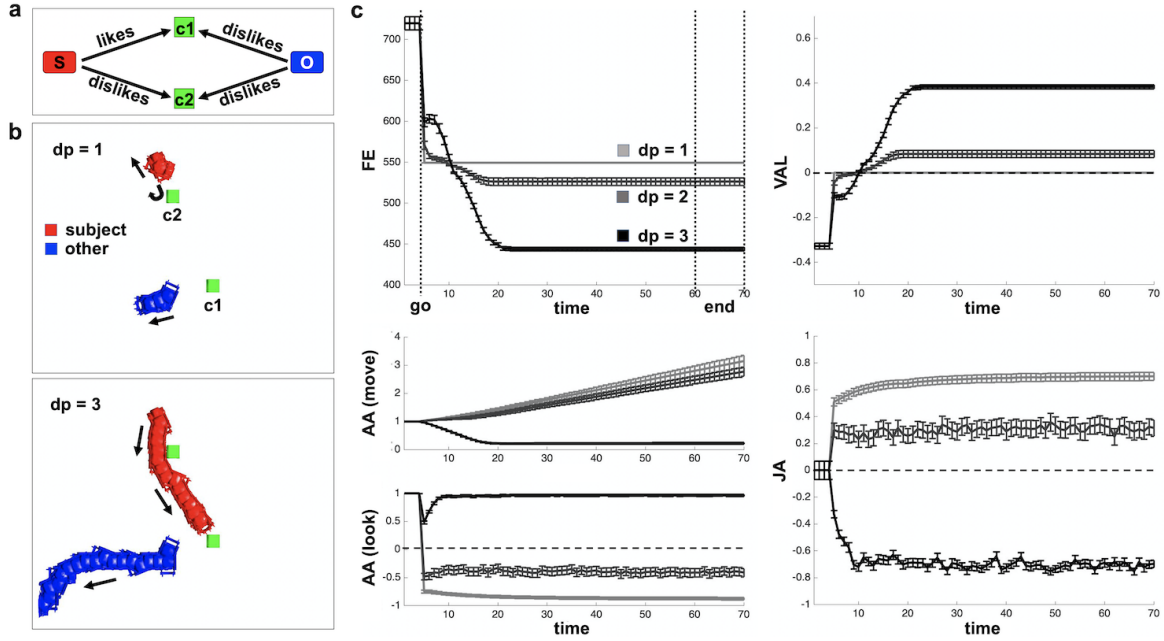


Figure 4: Results of simulations for situation 1

a. Summary of initial configuration of preferences. S indicates the subject, and O the other agent. Arrows indicate whether an agent likes or dislikes a cube. The absence of arrows between items (cubes or agents) implies a neutral preference. **b.** Actions of the agents across iterations. Agents are represented across iterations to indicate their paths. Arrows indicate main directions of motion. *Upper-tier.* Depth of processing (dp) = 1. *Lower-tier.* Depth of processing (dp) = 3. **c.** Charts of dependent variables characterizing the subject as a function of time (iterations), for the three conditions of depth of processing. Average across trials. Error-bars are standard errors. *Upper-left quadrant.* Free energy (FE). Agents were forced to stay in place for 3 iterations, before they could 'go' (dashed vertical line). Window between iterations 60 and 70 (dashed vertical lines) indicates 'end' state period for statistics. *Upper-right quadrant.* Valence (VAL). *Lower-left quadrant.* Approach-avoidance metrics (AA), type 'move' (0 indicates that the subject is closest to cube 1), and type 'look' (1 indicates the subject is looking straight at cube 1). *Lower-right quadrant.* Joint attention metrics (JA) (if the two agents are simultaneously looking straight at cube 1 $JA = 1$).

the preferred cube ($c1$) increased, both in terms of motion ($t(298) = -12.87; p = 1.89 \cdot 10^{-30}$) and look at ($t(298) = 26.04; p = 1.89 \cdot 10^{-79}$), and valence increased ($t(298) = 22.87; p = 1.48 \cdot 10^{-67}$). The joint attention parameter was not relevant for this simulation, but is indicated in the figure. Note that for the depth of processing of 3, free energy showed a transitory increase and valence decreased at the beginning of the simulation, expressing the fact that the subject had to overcome a period of disliking while getting around the cube ($c2$) it did not like, motivated by the promise of a better outcome further down the road (see end state).

Figure 5 shows snapshots of robot behaviours for a representative trial of situation 1.

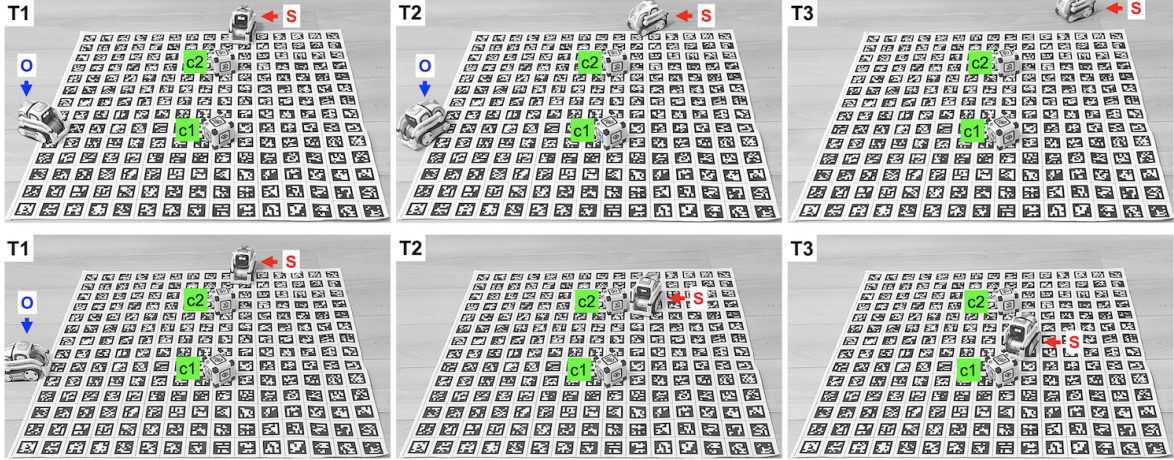


Figure 5: Illustration of situation 1 with robots

S indicates the subject, and O the other agent. Snapshots are shown for three time points: T1, T2, T3 (note that the time points with the same label, e.g. T1, across conditions, do not necessarily correspond exactly to the same time instant in the simulations, and were chosen for their illustrative value). **Upper-row.** Condition $dp = 2$. Robot S cannot project itself far enough and prefer to fly away from the disliked cube $c2$ (T2, T3). **Lower-row.** Condition $dp = 3$. Robot S can project itself far enough, goes around the disliked cube $c2$ (T2) to approach and enjoy the liked cube $c1$ (T3).

3.0.2 Situation 2: social-affective perspective taking and joint attention behaviours

Figure 6 shows the results of the simulations. There was a significant difference at the end state, between free energy (FE) with *versus* without ToM ($t(198) = 3.88; p = 0.0001$). Though a relatively small difference across means (see Figure 6), this suggests that the use of ToM implies a certain cost on the optimisation of preferences and behaviours. Approach by the subject towards the cube preferred by the other agent ($c2$) increased with ToM, both in terms of motion ($t(198) = -56.36; p = 6.10 \cdot 10^{-124}$) and look at ($t(198) = 64.04; p = 2.67 \cdot 10^{-134}$). There was a significant though small difference in valence, which was larger without than with ToM ($t(198) = -2.30; p = 0.02$). Joint attention increased to a maximum when performing ToM ($t(198) = 63.94; p = 3.62 \cdot 10^{-134}$). Note that, in the middle of the simulations, when the subject performed ToM, FE showed a transitory increase, and look at, valence and joint attention a transitory decrease, expressing the fact that the subject had to overcome a period of disliking while experiencing a change of preferences and the corresponding need to change its action, resulting from the influence exerted by the other agent.

Figure 7 shows snapshots of robot behaviours for a representative trial of situation 2.

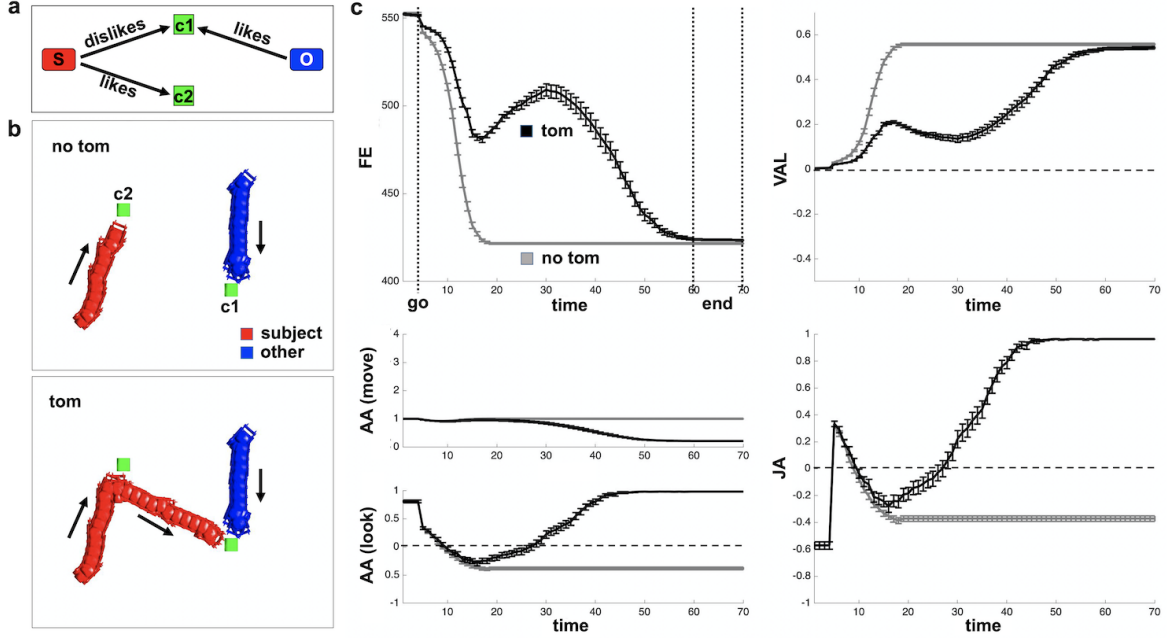


Figure 6: Results of simulations for situation 2

a. Summary of initial configuration of preferences. S indicates the subject, and O the other agent. Arrows indicate whether an agent likes or dislikes a cube. The absence of arrows between items (cubes or agents) implies a neutral preference. **b.** Actions of the agents across iterations. Agents are represented across iterations to indicate their paths. Arrows indicate main directions of motion. *Upper-tier.* Condition without ToM (no influence of the other agent on preferences). *Lower-tier.* Condition with ToM (influence of the other agent on preferences). **c.** Charts of dependent variables characterizing the subject as a function of time (iterations), for the two conditions of ToM. Average across trials. Error-bars are standard errors. *Upper-left quadrant.* Free energy (FE). *Upper-right quadrant.* Valence (VAL). *Lower-left quadrant.* Approach-avoidance metrics (AA), type 'move' (0 indicates that the subject is closest to cube 1), and type 'look' (1 indicates the subject is looking straight at cube 1). *Lower-right quadrant.* Joint attention metrics (JA) (if the two agents are simultaneously looking straight at cube 1 $JA = 1$).

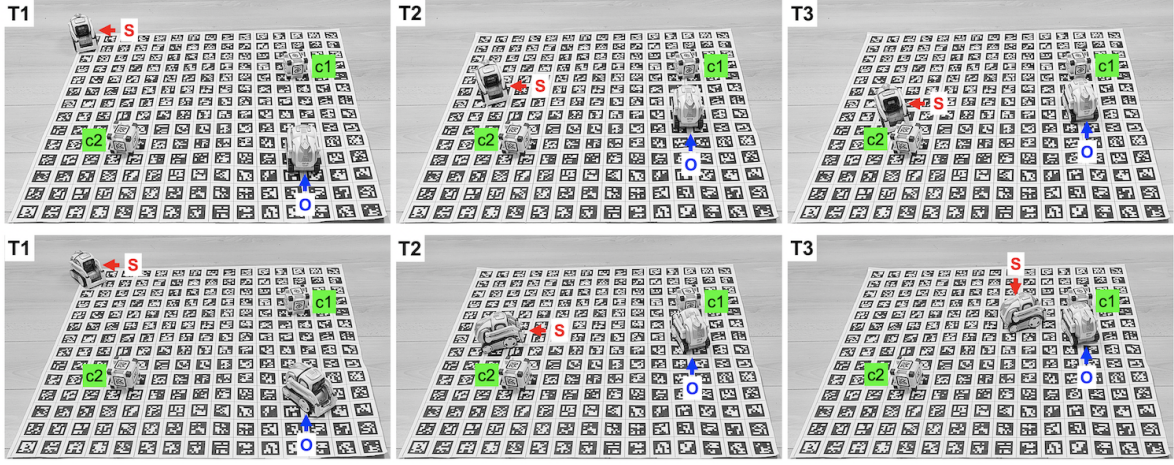


Figure 7: Illustration of situation 2 with robots

S indicates the subject, and O the other agent. Snapshots are shown for three time points: T1, T2, T3 (note that the time points with the same label, e.g. T1, across conditions, do not necessarily correspond exactly to the same time instant in the simulations, and were chosen for their illustrative value). **Upper-row.** Condition 'no tom'. Robot S did not perform ToM. It approached its preferred cube $c2$ (T2), and remained only interested in that cube (T3). **Lower-row.** Condition 'tom'. Robot S performed ToM. After approaching $c2$, it oriented towards the cube preferred by the other robot O $c1$ (T2), approached it, and showed joint attention behaviours with robot O towards $c1$ (T3).

3.0.3 Situation 3: attribution to others of negative prior about the self and maladaptive avoidance behaviours

Figure 8 shows the results of the simulations. As the level of social anxiety increased from condition 'no def', to 'def' and 'sad' (see Section 2.6.4 for interpretation), free energy (FE) increased ($t(298) = 7.39$; $p = 1.52 \cdot 10^{-12}$), approach towards the preferred cube ($c1$) decreased, both in terms of motion ($t(298) = 23.69$; $p = 1.73 \cdot 10^{-70}$) and look at ($t(298) = -24.96$; $p = 5.25 \cdot 10^{-75}$), and valence decreased ($t(298) = -23.52$; $p = 7.21 \cdot 10^{-70}$). The joint attention parameter was not relevant for this simulation, but is indicated in the figure. Note that for the condition 'def' (defiant without self-centered beliefs), free energy showed a transitory increase at the beginning, expressing the fact that the subject had to overcome a period of disliking, and choose a more indirect path to approach its preferred cube ($c1$) while avoiding the other agent, which the subject expected to approach its own preferred cube ($c2$), implying the other agent would get closer to the subject.

Figure 9 shows snapshots of robots behaviours for a representative trial of situation 3.

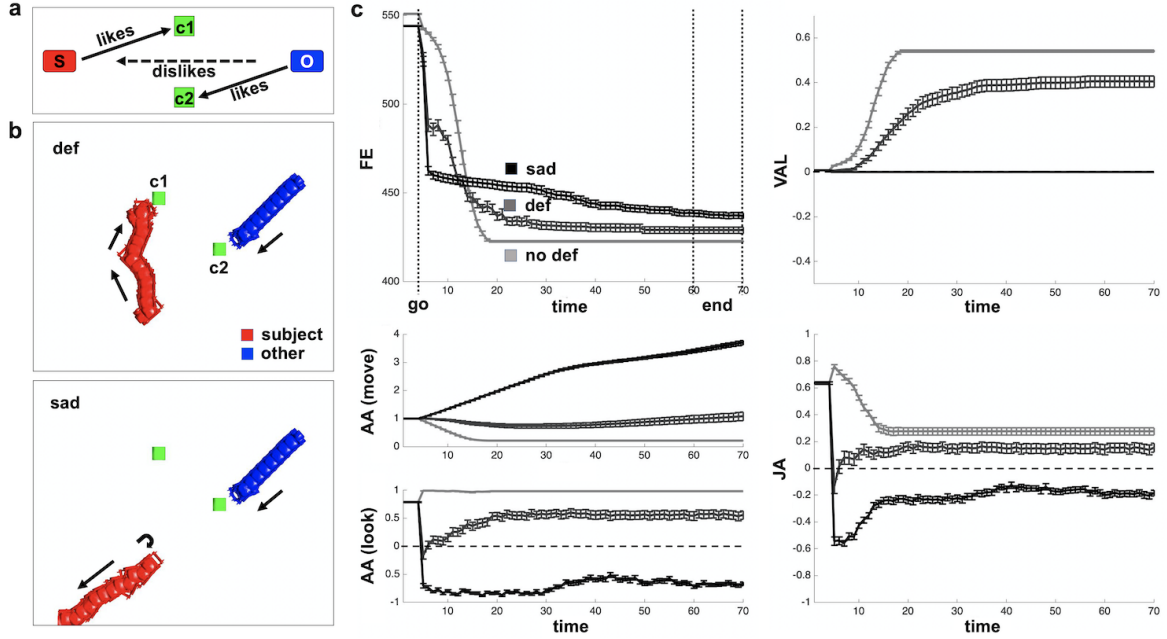


Figure 8: Results of simulations for situation 3

a. Summary of initial configuration of preferences. S indicates the subject, and O the other agent. Arrows indicate whether an agent likes or dislikes a cube or an agent. The dashed arrow pointing from O to S indicates beliefs held by S about O. The absence of arrows between items (cubes or agents) implies a neutral preference. **b.** Actions of the agents across iterations. Agents are represented across iterations to indicate their paths. Arrows indicate main directions of motion. *Upper-tier.* Condition 'def' in which S is defiant of O (see Section 2.6.4 for interpretation). *Lower-tier.* Condition 'sad' in which S is 'socially anxious' concerning O. **c.** Charts of dependent variables characterizing the subject as a function of time (iterations), for the three conditions 'no def', 'def', and 'sad'. Average across trials. Error-bars are standard errors. *Upper-left quadrant.* Free energy (FE). Agents were forced to stay in place for 3 iterations, before they could 'go' (dashed vertical line). Window between iterations 60 and 70 (dashed vertical lines) indicates 'end' state period for statistics. *Upper-right quadrant.* Valence (VAL). *Lower-left quadrant.* Approach-avoidance metrics (AA), type 'move' (0 indicates that the subject is closest to cube c1), and type 'look' (1 indicates the subject is looking straight at c1). *Lower-right quadrant.* Joint attention metrics (JA) (if the two agents are simultaneously looking straight at cube c1 $JA = 1$).

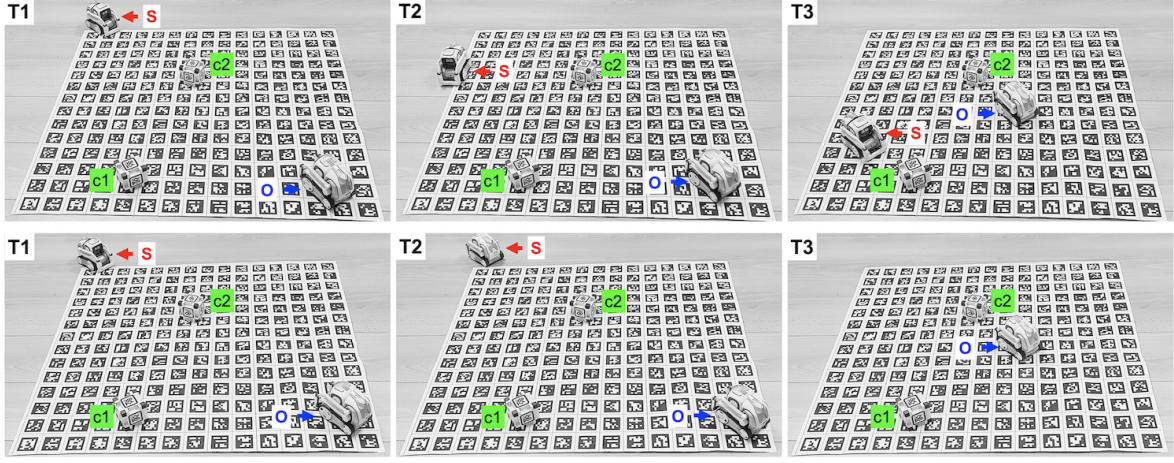


Figure 9: Illustration of situation 3 with robots

S indicates the subject, and O the other agent. Snapshots are shown for three time points: T1, T2, T3 (note that the time points with the same label, e.g. T1, across conditions, do not necessarily correspond exactly to the same time instant in the simulations, and were chosen for their illustrative value). **Upper-row.** Condition 'def'. Robot S approached its preferred cube $c1$ via a detour to avoid being seen too directly by robot O (T2-T3). **Lower-row.** Condition 'sad'. Robot S could not approach $c1$, but only fly away (T2-T3), as it assumed that robot O was constantly paying attention to it even if robot O was not overtly oriented towards it (self-centered beliefs, see Section 2.6.4 for interpretation).

3.0.4 Situation 4: taking advantage of false beliefs in others

Figure 10 shows the results of the simulations. When the other agent had true beliefs (condition 'tb') about the location of the preferred cube ($c2$) as compared to when it had false beliefs (condition 'fb'), at the end state, the subject had a higher free energy (FE) ($t(198) = 5.39; p = 2.00 \cdot 10^{-07}$), a lower approach (or higher avoidance) towards the preferred cube ($c2$), both in terms of motion ($t(198) = 53.77; p = 4.34 \cdot 10^{-120}$) and look at ($t(198) = -59.10; p = 9.86 \cdot 10^{-128}$), and lower valence ($t(298) = -65.08; p = 1.28 \cdot 10^{-135}$). The joint attention parameter was not relevant for this simulation, but is indicated in the figure. In the condition 'tb' the other agent would always approach the preferred cube ($c2$), in both *phase1* and *phase2* of the simulation (see Figure 10), forcing the subject to avoid approaching the cube. In the condition 'fb', the subject could take advantage of the false beliefs of the other agent, and approach the preferred cube during *phase2*.

Figure 11 shows snapshots of robots behaviours for a representative trial of situation 4.

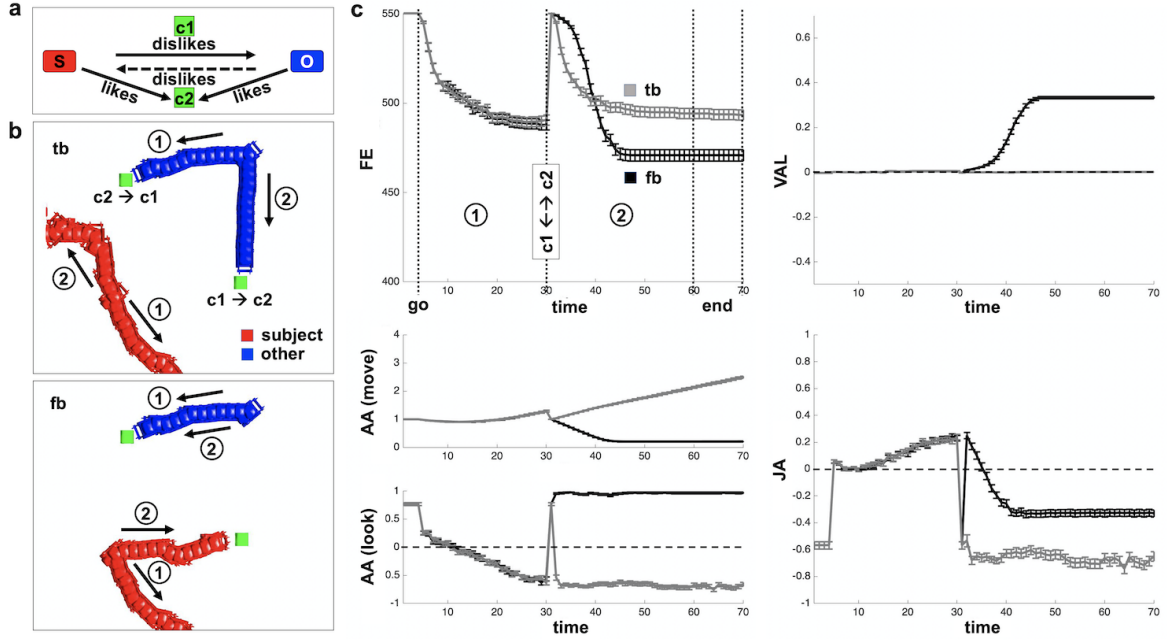


Figure 10: Results of simulations for situation 4

a. Summary of initial configuration of preferences. S indicates the subject, and O the other agent. Arrows indicate whether an agent likes or dislikes a cube or an agent. The dashed arrow pointing from O to S indicates beliefs held by S about O. The absence of arrows between items (cubes or agents) implies a neutral preference. **b.** Actions of the agents across iterations. Agents are represented across iterations to indicate their paths. Arrows indicate main directions of motion. *Phase1* before the switching of the locations of the cubes, and *phase2* after the switching, are indicated with numbers in circles. *Upper-tier.* Condition 'tb' in which O has true beliefs about the location of cube 2. *Lower-tier.* Condition 'fb' in which O has false beliefs about the location of cube 2. **c.** Charts of dependent variables characterizing the subject as a function of time (iterations), for the two conditions 'tb' and 'fb'. Average across trials. Error-bars are standard errors. *Upper-left quadrant.* Free energy (FE). Agents were forced to stay in place for 3 iterations, before they could 'go' (dashed vertical line). Window between iterations 60 and 70 (dashed vertical lines) indicates 'end' state period for statistics. *Upper-right quadrant.* Valence (VAL). *Lower-left quadrant.* Approach-avoidance metrics (AA), type 'move' (0 indicates that the subject is closest to c2), and type 'look' (1 indicates the subject is looking straight at c2). *Lower-right quadrant.* Joint attention metrics (JA) (if the two agents are simultaneously looking straight at c2 $JA = 1$).

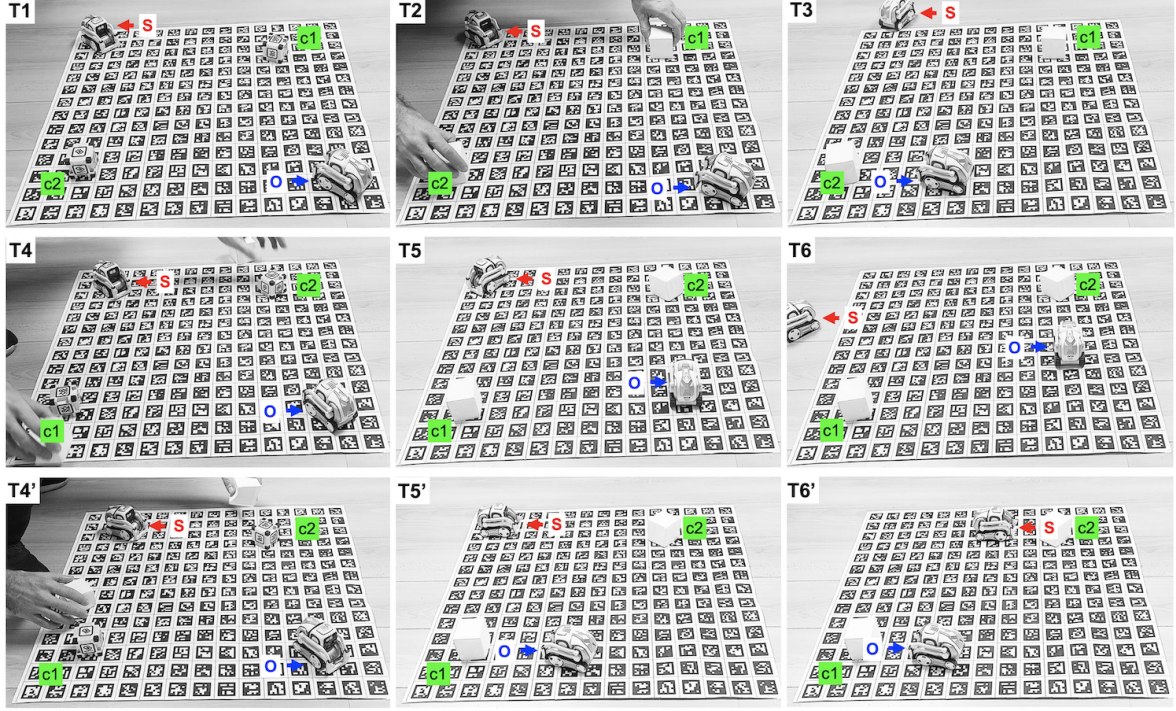


Figure 11: Illustration of situation 4 with robots

S indicates the subject, and O the other agent. Snapshots are shown for three time points: T1, T2, T3 (note that the time points with the same label, e.g. T1, across conditions, do not necessarily correspond exactly to the same time instant in the simulations, and were chosen for their illustrative value). **Upper-row.**

Condition 'tb' *phase1*. Robot S could not approach its preferred cube c2 and had to fly away (T3) as it

expected robot O to approach it. **Middle-row.** Condition 'tb' *phase2*. After switching the locations of c1

and c2, robot S still could not approach its preferred cube c2 and had to fly away (T6) as it expected robot O to approach it. **Lower-row.** Condition 'fb' *phase2*. After switching the locations of c1 and c2, robot S could approach its preferred cube c2 (T6') as it expected robot O to approach the wrong cube because of its false beliefs about the location of c2.

4 Discussion

We showed how the principles of the Projective Consciousness Model (PCM) could be applied to derive a model of appraisal and social-affective perspective taking, offering an account of the causal role of consciousness in active inference and biological cybernetics (see Sections 1.4.1, 1.4.2, and 2.5; and see Figures 1 and 2). The approach is based on the concept of Field of Consciousness (FoC), which puts forth the integral role of 3-dimensional projective geometry in conscious access and processing, in a manner that is consistent with and makes sense of key aspects of the phenomenology of subjective experience, and psychophysical observations.

4.1 Advantages of the PCM to model appraisal and social-affective perspective taking

Leveraging its phenomenological inspiration and validity, the PCM demonstrated key advantages in understanding and modelling the role of consciousness in active inference, and more generally biological cybernetics.

The projective model could account for, operationalize, and exploit not only the viewpoint-dependent, conspicuously perspectival phenomenology of the subjective experience of space, but also known relationships between the intensity of experienced emotions and the distance of stimuli following an inverse distance law [80]. This directly yielded principles for simulating and relating appraisal, the imagination, social-affective perspective taking, and the motivation of action in relation to the representation of affordances, within a unified theory.

The application of the concept of FoC to counter-factual perspective taking lead to an operational model of the imagination and its role in the motivation and programming of action, as fostering resilience. The possibility of attributing points of view and expectations (beliefs, preferences) to others enabled the agents to perform Theory of Mind (ToM), from *level* – 1 to *level* – 6 [34], in a manner that was consistent with simulation theory [38], and theories emphasizing the importance of the combination of spatial and affective information in such process [21, 20, 39]. As a result, we obtained a generative model of approach-avoidance and joint attention behaviours.

The psychologically inspired manipulation of the model’s parameters yielded differentiated adaptive and maladaptive behaviours.

4.2 Simulations of adaptive behaviours

The simulations demonstrated the adaptive value of projective imagination in resilience when facing an obstacle (*Situation1*), the role of social-affective perspective taking in adaptive approach and joint attention behaviours (*Situation2*), and its strategic effectiveness in the context of competition between agents, when agents could leverage false beliefs attributed to others (*Situation4*). ToM appeared in our simulations to come with a certain cost, related to the complexity and uncertainty of social-affective perspective taking and its consequences on the need to adapt behaviours accordingly in a flexible manner (see *Situation2*).

4.3 Simulations of maladaptive behaviours

Simulated disruption or biases within the projective process generated behaviours mimicking characteristic features of Autism Spectrum Disorders (ASD) and Social Anxiety Disorders (SAD).

Our simulations showed that dysfunctional mechanisms of social-affective perspective taking, although reducing the processing complexity and uncertainty entailed by flexible choices of action, lead to impaired joint attention behaviours and more restricted interests (*Situation2*), which is consistent with theories linking such psychological mechanisms to symptomatic behaviours in ASD [53, 54, 55].

Future research using the PCM framework, digging into detailed effects of manipulating relevant parameters affecting specific mechanisms, could further help disentangle the role of different factors and mechanisms in the emergence of differentiated symptomatic behaviours, potentially accounting for some of the diversity of clinical presentations in the spectrum. Likewise, it could help assess competing, though not necessarily mutually exclusive theories, from theories emphasizing a primary deficit in perspective taking [53] to theories emphasizing deficits in social motivation [57].

Our simulations also showed how a combination of pro-social motivation (interest in others) and prior beliefs about the negative opinion of another agent about the subject, could lead to maladaptive social avoidance, in a manner that was consistent with current psychological hypotheses about SAD [57]. More targeted simulations, e.g. studying the role of parameters impacting social-affective learning and the ability to update beliefs, could contribute to better understand the role of specific mechanisms and their interactions, as aggravating versus mitigating factors in SAD.

More generally, research based on the PCM framework, could contribute to advance our understanding of psychopathology through a systematic exploration of the impact of parameters on symptomatic behaviours (see [6]).

4.4 Current limitations and perspectives

Synthetic psychology is an iterative and constructive process, with the overarching goal of modelling psychology in the most encompassing and valid way. Here we briefly discuss a non-exhaustive list of current limitations, challenges and perspective, regarding the development of the PCM.

The version of the model formulated and implemented in this report focuses on a subset of mechanisms. We have not for instance integrated the perceptual inference steps of calibration of projective charts that we modeled in the context of explaining the Moon Illusion and other perceptual illusions [8]. Likewise, the generative models of emotion and emotion expression we used were limited to liking (intrinsic pleasantness versus unpleasantness), and more generally were too direct and simplistic. Further developing such generative models was beyond the scope of this contribution, which focused on specific processes within an overall algorithm requiring nevertheless the implementation of multiple components (see Figure 2 and Appendix A.2.1). We are working on integrating more sophisticated models of emotion processing (see [6]), and generative models of emotion expression in virtual humans for VR experiments [97]. Furthermore, we aim at incorporating emotion expressions as parts of the repertory of actions optimised through the projective imagination loop, so that agents could control their emotion expressions in a strategic manner as part of the process of active inference. Another aspects of our current modelling endeavour focuses on integrating mechanisms accounting for time consciousness, explicitly taking into account time pressure in the optimisation process, and autobiographical memory.

At a more basic level, the current version of our model is computationally very heavy. Its optimisation scheme is incompatible with real time simulations based on our current access to computational resources, which is essential for enabling direct interactions between humans and artificial agents (robotics or virtual humans). More generally, the optimisation scheme, which is too exhaustive, is not realistic from a psychological standpoint. We are working on optimisation strategies taking inspiration from psychological rationale, to limit the amount of computation and ameliorate the validity of the approach. These include heuristics based on contextual time pressure, and integration in the computed free energy of terms relating more explicitly to violations of expectations from predictions. The goal is to only involve a deep imagination loop and revision of priors when a significant divergence from prediction is experienced.

4.5 Note on comparing simulations to empirical behaviours

A central aim of psychological science is to explain and predict behaviours based on explicit mechanisms quantitatively. Computational formulations of psychological theories and simulations can provide investigators with an essential set of methods. However, these methods need to be combined

with empirical paradigms to validate them by comparing different versions of the models, and test hypotheses about individual and collective parameters that are operationalised in these models. In turn, parameters with best predictive power could be retrospectively interpreted from a psychological standpoint, e.g. in the context of psychometric evaluations and training.

An interest of our modelling approach is that it is built upon explicit psychological mechanisms, so that results of simulations can be interpreted in a parametric manner from a psychological standpoint, more so than approaches building for instance upon highly distributed machine learning mechanisms. It also predicts a range of behaviours (approach-avoidance, joint attention) that can be quantified experimentally, so that the predictive power of the simulated behaviours with respect to empirical behaviours could be assessed.

Furthermore, our model is formulated within the framework of active inference, with its Bayesian underpinning and involvement of generative models, and processes of direct and inverse inference. This makes the model quite naturally amenable to statistical approaches aimed at estimating hidden (psychological) parameters, i.e. which cannot be directly observed, and assessing their ability to discriminate different behaviours, or more generally levels of performance in a task, based on their predictive power.

The approach we are currently developing can be compared to Dynamic Causal Modelling (DCM) in neuroscience [98, 99]. DCM is aimed at testing hypotheses about neuronal architectures and dynamics. It relies on the empirical estimation of simulated hidden neuronal parameters, using mass simulations. It combines computational models simulating neuronal dynamics including explicit biophysical parameters, and solutions to forward models of measurements in neuroimaging (fMRI, MEG/EEG), from which empirical data can be predicted. Models can then be compared based on their predictive power in a Bayesian manner, and the best candidate be retained for further interpretation of the empirical data. In our case the neuronal model would be replaced by a psychological model, and the measurement of brain signals (hemodynamic, electrophysiological), by the measurement of behaviours and reported emotional states. Mass simulations can be used to select models with best predictive power, and the corresponding set of parameters could then be used for further interpretation of empirical behaviours. Detailing the approach and its validation strategy is beyond the scope of this contribution. Let us note however that virtual reality (VR) offers an important experimental framework towards this end (see preliminary versions of the approach in our article on the Moon Illusion [8]).

4.6 Towards a science of consciousness?

We are not at all claiming that artificial agents (robots, virtual humans) governed by the PCM are *ipso facto* conscious. The question of the specific physical or computational conditions generating conscious experience as such remains open, and might be beyond the reach of science. What we are claiming is that the general principles of the model capture essential properties of consciousness, and that, as a result, the behaviours of artificial agents governed by it are governed by principles that govern consciousness. science is about modelling and predicting *how* observable phenomena are governed and relate to each other, but not about explaining *why* fundamental phenomena ultimately exist in this universe, e.g. why there is a universe instead of nothing. In that sense we claim that the PCM is an important contribution towards a science of consciousness, and its application to the design of human-like artificial agents.

5 Conclusion

The Projective Consciousness Model (PCM) accounts for key aspects of the phenomenology of consciousness, and in doing so allows us to understand and model central aspects of the role of consciousness in active inference, and more generally in biological cybernetics. It offers a generative model of important adaptive and maladaptive behaviours, based on deep relationships between the situated,

viewpoint-dependent representation of space, proper to consciousness, appraisal, social-affective perspective taking, and the motivation of action. It yields interpretable behaviours based on explicit psychological mechanisms and parameters. It opens new paths towards a science of consciousness, and a range of applications, from clinical assessment and training, to the design of artificial (virtual or robotic) agents.

Acknowledgments

We thank Profs. Daniel Bennequin, Kenneth Williford, Karl Friston, and Andrea Samson for their help with previous related projects that contributed to the emergence of this article. We thank master students Vladimira Ivanova, Pauline Jeantet and Isabelle Rambosson, for their work under David Rudrauf’s supervision on related topics, which helped support and focus this article. The project was funded with initial seed funding from the Computer Science University Center at the University of Geneva, and with a grant to David Rudrauf from the Swiss National Science Foundation (205121-188753, Division II: Mathematics, Natural sciences and Engineering).

Authors’ contributions

David Rudrauf: conceived and developed the principles of the model and algorithm, implemented a first version of the code, performed the analyses of the simulation results, and co-wrote the article. Grégoire Sergeant-Perthuis: developed the mathematical formulation of the model and algorithm, and co-wrote the article. Olivier Belli: developed and implemented the code used for the simulations and the interfaces with Cozmo robots, ran the simulations and robotic replay, and co-wrote the article. Yvain Tisserand: helped with the conceptual and technical rationale, and co-wrote the article. Giovanna Di Marzo Serugendo: contributed to initiate the robotic project, to co-design an early version of the robotic system, and co-wrote the article.

A Algorithm description with pseudo-code

A.1 Settings

The algorithm was implemented in C# with the future aim of interfacing the code with the game engine Unity3D. The simulations used virtual representations of the robots and cube objects coming with the robots, as triangular tessellations of their envelop, which were simplified to a parallelepipedic bounding box.

A.2 Algorithm overview

A.2.1 Algorithm base

The algorithm focused on agents and their states. Its goal was to allow an agent at a time t in a state s_t to evaluate which action $a \in A(s_t)$ (where $A(s_t)$ are all the actions available for the agent in the state s_t), would place the agent in the best possible state s'^* . The best possible state s'^* was defined as the state $s' \in S'$ for which the associated free energy $fe(s')$ is minimum. Algorithm 1 summarizes that process. Note: in case of multiple results with identical levels of free energy, the *argmin** function (algorithm 1, line 4) picked a solution randomly.

Algorithm 1: Core

```
1 NextState ( $s, A$ )
   inputs : Agent's current state  $s$ ; available actions  $A$  for agent in state  $s$ 
   output : Agent's next best state  $s'^*$ 
2    $S' \leftarrow A(s)$ 
3    $FE(S') \leftarrow \text{ComputeFreeEnergy}(S')$ 
4    $best \leftarrow \text{argmin}^*(FE(S'))$ 
5    $s'^* \leftarrow S'(best)$ 
6   return  $s'^*$ 
```

A.2.2 States

A state was a representation of the world as perceived by an agent. Basically, a state consisted of beliefs about:

- a. entities (i.e. agents and objects) positions in space;
- b. preferences associated to those agents and objects;
- c. other agents preferences and beliefs;
- d. influence of agents on each other;

A.2.3 Actions

An action was defined as a function that takes a state s as an input and produces a new state s' . For example, an action such as "move forward" created a s' where the position of the agent was ahead of its previous position in s .

A.2.4 Free energy computation process

The main part of this algorithm was to compute the free energy associated with a given state s . Algorithm 2 presents an overview of that process.

Algorithm 2: Free energy computation process

```
1 ComputeFreeEnergy ( $s$ )
   inputs : Agent state  $s$ 
   output : Free energy  $fe$  associated with  $s$ 
2    $s' \leftarrow \text{ComputeUncertainty}(s)$ 
3    $s'' \leftarrow \text{UpdatePreferences}(s')$ 
4    $s''' \leftarrow \text{GetPerceivedValue}(s'')$ 
5    $fe \leftarrow fe(s''')$ 
6   return  $fe$ 
```

Lines 2 to 5 are formally described in section 2.5.

- a. *ComputeUncertainty* (line 2) refers to 2.5.7;
- b. *UpdatePreferences* (line 3) refers to 2.5.6;
- c. *GetPerceivedValue* (line 4) refers to 2.31;

Free energy was computed following 2.2.3 using the uncertainty σ ($\sigma \leftarrow \text{ComputeUncertainty}$) and μ ($\mu \leftarrow \text{GetPerceivedValue}$).

A.2.5 Simulation algorithm skeleton

Simulations were done using algorithm 1 as their core. Algorithm 3 describes a general skeleton for a simulation.

Algorithm 3: Simulation skeleton

```

1 Run
  parameters: Initial entities positions in the world  $W$ ; Initial agents states  $S$ ;
2    $S' \leftarrow S$ 
3    $W' \leftarrow W$ 
4   while simulation is running do
5      $render(W')$ 
6      $S'' \leftarrow predict(S')$ 
7      $W'' \leftarrow updateEntitiesPositions(W', S'')$ 
8      $S'' \leftarrow correctPredictions(S'', W'')$ 
9      $S' \leftarrow S''$ 
10     $W' \leftarrow W''$ 

```

A *render* function (line 5) could be used for display purposes. It renders the current positions of entities, and the emotions and predictions of the agents about themselves and others.

The *predict* function (line 6) was the base of the algorithm. Basically, it applied the core algorithm (cf algorithm 1) for each agent. Algorithm 4 describes this function where *availableActions* (line 4) returns a list of available actions $A' \subset A$ for the state s .

Algorithm 4: Prediction of next state

```

1 Predict ( $S$ )
  parameters: Set of actions  $A$ ;
  inputs      : Agents' states  $S$ ;
  output     : Best agents' states  $S'^*$ ;
2    $S'^* \leftarrow \emptyset$ 
3   foreach Agent state  $s \in S$  do
4      $A' \leftarrow availableActions(s, A)$ 
5      $s'^* \leftarrow nextState(s, A')$ 
6      $S'^* \leftarrow S'^* + s'^*$ 
7   return  $S'^*$ 

```

updateEntitiesPositions (algorithm 3, line 7) used the predicted desired states S'^* and tried to place the agents in such states. In short, it tried for each agent to execute the action a ($a = a(s) \rightarrow s'^*$). The execution of a in the external ambient world could succeed or fail. For example, if a is "move forward X meters" and the path is clear, a is then doable and the agent will move forward. However, if an obstacle that the agent did not anticipate blocks the path, a will fail (or not complete). Thus, if an agent's belief about the world was close to the actual external ambient world, its actions would almost always succeed and the agent would end up in a state s' that is almost equal to the predicted s'^* ($a(s) \rightarrow s', s' \sim s'^*$). Otherwise, its predictions would always be bad and it would end up in states s' that are far from the expected state s'^* ($a(s) \rightarrow s', s' \approx s'^*$).

correctPredictions (algorithm 3, line 8) was implemented to correct agents' states. After the execution of the actions, agents were witnesses of the results of those actions. Their inner states were corrected according to what they could actually see (sensory feedback). For example, if an agent expected another agent to move and could see that it actually did not happen, it could then correct its inner state. However, an agent was unable to correct what it could not witness. For example, if something happened in its back, it would stick with its beliefs and prediction, even if they were wrong.

A.2.6 Prediction of others and planning

On top of that base algorithm (section A.2.1), two layers were added to enable agents to predict others and to foresee or plan actions.

Prediction of others

As presented in algorithm 4, the current state s of the agent was used to determine the next best state s^* . To be proactive, an agent could try to guess what the other agents would be doing before choosing an action. In doing so, the agent would be able (provided its assumptions were good enough) to end up in a state s' that was much closer to s^* . Algorithm 5 describes this process.

Algorithm 5: Prediction of next state while predicting others

```

1 PredictProactive ( $s$ )
   parameters: Set of actions  $A$ ;
   inputs       : Agent state  $s$ ;
   output      : Best agent state  $s'^*$ ;
2    $s^p \leftarrow s$ 
3    $beliefs(s^p) \leftarrow \emptyset$ 
4   foreach Agent state  $s_i \in beliefs(s)$  do
5      $A' \leftarrow availableActions(s_i, A)$ 
6      $s_i'^* \leftarrow nextState(s_i, A')$ 
7      $beliefs(s^p) \leftarrow beliefs(s^p) + s_i'^*$ 
8    $A' \leftarrow availableActions(s^p, A)$ 
9    $s'^* \leftarrow nextState(s^p, A')$ 
10  return  $s'^*$ 

```

Planning

Alongside trying to predict others, an agent could be given the ability to plan a chain of actions. This made, for instance, an agent more resilient when facing obstacles.

To illustrate the approach, let us assume a simple situation with an agent a in a room. In this room, there is a fruit and a closed door to go outside. Outside the room there is a very large box of chocolates. If a always choose the next best action without planning, it will always end up approaching and eating the fruit. That is because the free energy associated with eating the fruit is lower than the one associated with opening the door. If given the possibility to plan, it could imagine a chain of actions leading to the box of chocolate: open the door \rightarrow eat the chocolate. This is presented in algorithm 6 and works using a tree as a data structure. In this tree, the root is the current state and other nodes are expected states modified by actions. Each node has an expected free energy associated with it. Once the tree is built, branches (from the root to a leaf) are evaluated and the best branch is picked. Note that there are many ways to pick the best branch(12), for example picking the one with the lowest mean free energy (which we used for the simulations). The next best state is then defined as the first node of the best branch.

Algorithm 6: Planning

```
1 ExploreActions ( $s, A, d, n$ )
   inputs : Agent's current state  $s$ ; actions  $A$ ; depth of the tree  $d$ ; parent node  $n$ 
   output : Agent's next best state  $s'^*$ 
2    $n' \leftarrow \text{node}(s, \text{ComputeFreeEnergy}(s))$ 
3    $\text{children}(n) \leftarrow \text{children}(n) + n'$ 
4    $A' \leftarrow \text{availableActions}(s, A)$ 
5    $S' \leftarrow A'(s)$ 
6   if  $d > 1$  then
7     foreach  $s' \in S'$  do
8        $\text{ExploreActions}(s', A, d - 1, n')$ 
9 NextState ( $s, A$ )
   inputs : Agent's current state  $s$ ; actions  $A$ 
   output : Agent's next best state  $s'^*$ 
10   $\text{root} \leftarrow \text{node}()$ 
11   $\text{ExploreActions}(s, A, d, \text{root})$ 
12   $b \leftarrow \text{BestBranch}(\text{root})$ 
13   $s'^* \leftarrow \text{FirstNode}(b)$ 
14  return  $s'^*$ 
```

A.2.7 Note on performance

Algorithm 6 is a polynomial time algorithm ($O(n^\alpha)$ where n is the number of actions and α the tree depth). Some strategies could be used to mitigate that computational burden, for example:

- a. Pruning the tree while building it: the deeper the tree, the less branches are kept.
- b. "Blurring" while planning: instead of having a planned action corresponding exactly to the action executed in the external ambient world, the predictions could use compound actions or quicker actions. For example, movement actions could be faster while predicting ($\text{speed}(\text{agent}) < \text{speed}_{\text{pred}}(\text{agent})$) and accelerate with tree depth. That allowed agents to cover more space by imagination with a lower depth.

It is important to note that this complexity is due to a certain immaturity of the algorithm and will be greatly reduced when a variety of heuristics will be integrated (see Discussion section). Also note that we are currently in the process of porting the algorithm to a small dedicated cluster of computers with hybrid CPU/GPU architecture.

B (Anki) Cozmo Robot controller and spatial referential

In order to make the PCM more "tangible", we decided to bring it to the real world using Cozmo robots. Those robots from Anki are primarily toys connected to a smartphone. However, a complete SDK to control them is provided.

B.1 Cozmo robots' features and SDK

Cozmo robots are able to "see" things using a low-resolution camera, to talk (using text-to-speech) and make sounds using a speaker, and to display faces or various patterns on their front screen. They can

move around using their wheels, and use their arms to interact with objects. A smartphone running the Cozmo application is required to pilot them, using the robot’s WIFI network. The robots have no internal computational resources on board to run an external algorithm. The smartphone application can be switched to ”SDK mode” which allows to run custom code. The SDK is available in Python and requires a computer connected to a smartphone to work.

B.2 Multiple robots and common spatial reference system

Cozmo robots are not designed to interact between each others. However, it is still possible to connect multiple smartphone connected to different Cozmo robots to a computer running external code, to control multiple robots. To be able to efficiently control the robots, we created a common coordinate system. The robots already have a internal coordinate system that they update based on the movement of their wheels. The common coordinate system was built using Aruco markers (see [100], [101]), which the robots could process through their camera to control and update their internal positions. Once a robot could locate itself, it knew how to transform its own coordinate system into the common coordinate system, and then was able to move around, even when it would not actually see any marker.

B.3 Interfacing Cozmo robots and the PCM

To interface the PCM with Cozmo robots, we added a server to the python code controlling the robots. The server sent spatial information and sensory inputs from robots to the PCM. Those data could then be used to inform the internal models of the agents about the current state of the world. Knowing the states, the algorithm could run and choose the next action for each agent. Those actions could then be forwarded via the server to the robots. In short, we could map functions described in the algorithm (see Appendix A) to the action of the robots.

B.4 Note on offline and online modes

The mechanisms of interfacing and control presented in the previous paragraph were implemented as an online mode for real time interactions, which does work. However, due to the complexity of the algorithm, real time performance could not be achieved at this point when using higher depth of processing ($dp > 2$), which was required by the simulations.

To run simulations more effectively and create smooth videos, we decided to switch to offline mode. We ran the simulations without using the robots and replayed them later. Basically, pre-computed positional and emotional data were fed back to the server and ran on the robots. The robots were thus used for illustration purposes only.

References

- [1] V. Braitenberg, “Vehicles: Experiments in synthetic psychology,” *MIT press.*, 1986.
- [2] A. K. Seth, “Consciousness: The last 50 years (and the next),” *Brain and neuroscience advances*, 2, 2398212818816019., 2018.
- [3] A. K. Seth and J. Hohwy, “Elusive phenomenology, counterfactual awareness, and presence without mastery,” *Cognitive neuroscience*, 5(2), 127-128.
- [4] A. K. Seth, “Presence, objecthood, and the phenomenology of predictive perception,” *Cognitive neuroscience*, 6(2-3), 111-117., 2015.
- [5] A. Revonsuo, *Consciousness as a Biological Phenomenon*. MA: MIT Press, 2005.
- [6] D. Rudrauf and M. Debbané, “Building a cybernetic model of psychopathology: beyond the metaphor,” *Psychological Inquiry*, vol. 29, no. 3, pp. 156–164, 2018.
- [7] D. Rudrauf, D. Bennequin, I. Granic, G. Landini, K. Friston, and K. Williford, “A mathematical model of embodied consciousness,” *Journal of theoretical biology*, vol. 428, pp. 106–131, 2017.
- [8] D. Rudrauf, D. Bennequin, and K. Williford, “The moon illusion explained by the projective consciousness model,” *Journal of Theoretical Biology*, vol. 507, p. 110455, 2020.
- [9] K. Williford, D. Bennequin, K. Friston, and D. Rudrauf, “The projective consciousness model and phenomenal selfhood,” *Frontiers in Psychology*, vol. 9, p. 2571, 2018.
- [10] J. A. Reggia, “The rise of machine consciousness: studying consciousness with computational models,” *Neural Netw.* 44, 112–131. doi: 10.1016/j.neunet.2013.03.011, 2013.
- [11] B. Baars, *A Cognitive Theory of Consciousness*. Cambridge: Cambridge University Press, 1988.
- [12] G. Tononi, “An information integration theory of consciousness,” *BMC Neuroscience*, vol. 5, no. 1, pp. 1–22, 2004.
- [13] J. Haugeland, *Artificial intelligence: The very idea*. MIT press, 1989.
- [14] F. Varela, *Principles of biological autonomy*. Appleton & Lange, 1979.
- [15] D. R. Bach and P. Dayan, “Algorithms for survival: a comparative perspective on emotions,” *Nature Reviews Neuroscience*, vol. 18, no. 5, pp. 311–319, 2017.
- [16] A. Chella and R. Manzotti, “Machine consciousness: a manifesto for robotics,” *Int. J. Mach. Conscious.* 1, 33–51., 2009.
- [17] R. Manzotti and A. Chella, “Good old-fashioned artificial consciousness and the intermediate level fallacy,” *Frontiers in Robotics and AI*, 5, 39., 2018.
- [18] I. Aleksander, “The world in my mind my mind in the world: Key mechanisms of consciousness in humans animals and machines,” *Exeter, Imprint Academic*, 2005.
- [19] D. Hassabis, D. Kumaran, C. Summerfield, and M. Botvinick, “Neuroscience-inspired artificial intelligence,” *Neuron*, 95(2), 245-258, 2017.
- [20] L. Ciompi, “Affects as central organising and integrating factors a new psychosocial/biological model of the psyche,” *The British Journal of Psychiatry*, vol. 159, no. 1, pp. 97–105, 1991.
- [21] S. Baron-Cohen, “Joint-attention deficits in autism: Towards a cognitive analysis,” *Development and psychopathology*, vol. 1, no. 3, pp. 185–189, 1989.

- [22] B. Merker, “From probabilities to percepts a subcortical “global best estimate buffer” as locus of phenomenal experience,” *Being in Time: Dynamical models of phenomenal experience*, vol. 88, p. 37, 2012.
- [23] G. Riva, “The neuroscience of body memory: From the self through the space to the others.,” *Cortex*, 104, 241-260., 2018.
- [24] L. McHugh and I. Stewart, *The self and perspective taking: Contributions and applications from modern behavioral science*. New Harbinger Publications, California, 2012.
- [25] A. O. Constantinescu, J. X. O’Reilly, and T. E. Behrens, “Organizing conceptual knowledge in humans with a gridlike code,” *Science*, vol. 352, no. 6292, pp. 1464–1468, 2016.
- [26] D. Premack and G. Woodruff, “Does the chimpanzee have a theory of mind?,” *Behavioral and brain sciences*, vol. 1, no. 4, pp. 515–526, 1978.
- [27] A. F. d. C. Hamilton, R. Brindley, and U. Frith, “Visual perspective taking impairment in children with autistic spectrum disorder,” *Cognition*, vol. 113, no. 1, pp. 37–44, 2009.
- [28] E. Kalbe, F. Grabenhorst, M. Brand, J. Kessler, R. Hilker, and H. J. Markowitsch, “Elevated emotional reactivity in affective but not cognitive components of theory of mind: A psychophysiological study,” *Journal of Neuropsychology*, vol. 1, no. 1, pp. 27–38, 2007.
- [29] S. Baron-Cohen, “Precursors to a theory of mind: Understanding attention in others,” in *Natural theories of mind: Evolution, development and simulation of everyday mindreading* (A. Whiten and R. Byrne, eds.), vol. 1, pp. 233–251, Basil Blackwell Oxford, 1991.
- [30] H. Wimmer and J. Perner, “Beliefs about beliefs: Representation and constraining function of wrong beliefs in young children’s understanding of deception,” *Cognition*, vol. 13, no. 1, pp. 103–128, 1983.
- [31] C. D. Frith and U. Frith, “Interacting minds—a biological basis,” *Science*, vol. 286, no. 5445, pp. 1692–1695, 1999.
- [32] G. Gergely, P. Fonagy, E. Jurist, and M. Target, “Affect regulation, mentalization, and the development of the self,” *Int. J. Psycho Anal*, vol. 77, pp. 217–234, 2002.
- [33] Y. Barnes-Holmes, L. McHugh, and D. Barnes-Holmes, “Perspective-taking and theory of mind: A relational frame account.,” *The Behavior Analyst Today*, vol. 5, no. 1, p. 15, 2004.
- [34] J. A. Hadwin, P. Howlin, and S. Baron-Cohen, *Teaching children with autism to mind-read: The workbook*. John Wiley & Sons, 2015.
- [35] S. Baron-Cohen, A. M. Leslie, U. Frith, *et al.*, “Does the autistic child have a “theory of mind” ,” *Cognition*, vol. 21, no. 1, pp. 37–46, 1985.
- [36] A. M. Leslie and U. Frith, “Autistic children’s understanding of seeing, knowing and believing,” *British Journal of Developmental Psychology*, vol. 6, no. 4, pp. 315–324, 1988.
- [37] K. H. Onishi and R. Baillargeon, “Do 15-month-old infants understand false beliefs?,” *science*, vol. 308, no. 5719, pp. 255–258, 2005.
- [38] C. Lamm, C. Lamm, C. D. Batson, and J. Decety, “The neural substrate of human empathy: effects of perspective-taking and cognitive appraisal,” *Journal of cognitive neuroscience*, 19(1), 42-58., 2007.
- [39] A. Berthoz and B. Thirioux, “A spatial and perspective change theory of the difference between sympathy and empathy,” *Paragrana*, vol. 19, no. 1, pp. 32–61, 2010.

- [40] J. J. Gross, "The emerging field of emotion regulation: An integrative review," *Review of general psychology*, 2(3), 271-299., 1988.
- [41] F. Clément and D. Dukes, "The role of interest in the transmission of social values," *Frontiers in Psychology*, 4, 349., 2013.
- [42] G. Gergely and J. S. Watson, "The social biofeedback theory of parental affect-mirroring: The development of emotional self-awareness and self-control," *Inf. International Journal of Psycho-Analysis*, 77, 1181-1212., 1996.
- [43] L. Beckes and J. A. Coan, "Social baseline theory: The role of social proximity in emotion and economy of action.," *Social and Personality Psychology Compass*, 5(12), 976-988., 2011.
- [44] P. Fonagy Fonagy and E. Allison, "The role of mentalizing and epistemic trust in the therapeutic relationship.," *Psychotherapy*, 51(3), 372., 2014.
- [45] P. C. Ellsworth and K. R. Scherer, *Appraisal processes in emotion*. Handbook of affective sciences, 572, V595, 2003.
- [46] A. Moors, P. C. Ellsworth, K. R. Scherer, and N. H. Frijda, "Appraisal theories of emotion: State of the art and future development.," *Emotion Review*, 5(2), 119-124., 2013.
- [47] K. R. Scherer, "The dynamic architecture of emotion: Evidence for the component process model.," *Cognition and emotion*, 23(7), 1307-1351., 2009.
- [48] R. Kalisch, M. B. Müller, and O. Tüscher, "A conceptual framework for the neurobiological study of resilience," *Behavioral and Brain Sciences*, vol. 38, 2015.
- [49] M. Scaife and J. S. Bruner, "The capacity for joint visual attention in the infant," *Nature*, vol. 253, no. 5489, pp. 265-266, 1975.
- [50] G. Dawson, A. N. Meltzoff, J. Osterling, J. Rinaldi, and E. Brown, "Children with autism fail to orient to naturally occurring social stimuli," *Journal of autism and developmental disorders*, vol. 28, no. 6, pp. 479-485, 1998.
- [51] A. P. Association *et al.*, *Diagnostic and statistical manual of mental disorders (DSM-5®)*. American Psychiatric Pub, 2013.
- [52] A. C. Samson, J. M. Phillips, K. J. Parker, S. Shah, J. J. Gross, and A. Y. Hardan, "Emotion dysregulation and the core features of autism spectrum disorder," *Journal of Autism and developmental Disorders*, vol. 44, no. 7, pp. 1766-1772, 2014.
- [53] S. Baron-Cohen, "Autism: the empathizing-systemizing (es) theory," *Annals of the New York Academy of Sciences*, vol. 1156, no. 1, pp. 68-80, 2009.
- [54] M. V. Lombardo and S. Baron-Cohen, "The role of the self in mindblindness in autism," *Consciousness and cognition*, vol. 20, no. 1, pp. 130-140, 2011.
- [55] C. Chevallier, G. Kohls, V. Troiani, E. S. Brodtkin, and R. T. Schultz, "The social motivation theory of autism," *Trends in cognitive sciences*, vol. 16, no. 4, pp. 231-239, 2012.
- [56] D. Washburn, G. Wilson, M. Roes, K. Rnic, and K. L. Harkness, "Theory of mind in social anxiety disorder, depression, and comorbid conditions," *Journal of anxiety disorders*, vol. 37, pp. 71-77, 2016.
- [57] D. A. Moscovitch, "What is the core fear in social phobia? a new model to facilitate individualized case conceptualization and treatment," *Cognitive and Behavioral Practice*, vol. 16, no. 2, pp. 123-134, 2009.

- [58] A. S. Morrison and R. G. Heimberg, "Social anxiety and social anxiety disorder," *Annual review of clinical psychology*, vol. 9, pp. 249–274, 2013.
- [59] M. B. Stein and D. J. Stein, "Social anxiety disorder," *The lancet*, vol. 371, no. 9618, pp. 1115–1125, 2008.
- [60] D. M. Clark, A. Wells, *et al.*, "A cognitive model of social phobia," *Social phobia: Diagnosis, assessment, and treatment*, vol. 41, no. 68, pp. 00022–3, 1995.
- [61] M. A. Apps and M. Tsakiris, "The free-energy self: a predictive coding account of self-recognition," *Neuroscience & Biobehavioral Reviews*, vol. 41, pp. 85–97, 2014.
- [62] K. Friston, "The free-energy principle: a unified brain theory?," *Nature reviews neuroscience*, vol. 11, no. 2, pp. 127–138, 2010.
- [63] K. Friston, T. FitzGerald, F. Rigoli, P. Schwartenbeck, and G. Pezzulo, "Active inference: a process theory," *Neural computation*, vol. 29, no. 1, pp. 1–49, 2017.
- [64] J. Limanowski and F. Blankenburg, "Minimal self-models and the free energy principle," *Frontiers in human neuroscience*, vol. 7, p. 547, 2013.
- [65] A. K. Seth, "The cybernetic bayesian brain.," *Open MIND. Frankfurt am Main: MIND Group.*, 2014.
- [66] M. Joffily and G. Coricelli, "Emotional valence and the free-energy principle," *PLoS Comput Biol*, vol. 9, no. 6, p. e1003094, 2013.
- [67] W. A. Cunningham, K. A. Dunfield, and P. E. Stillman, "Emotional states from affective dynamics," *Emotion Review*, vol. 5, no. 4, pp. 344–355, 2013.
- [68] T. Parr and K. J. Friston, "Attention or salience?," *Current Opinion in Psychology 29: 1-5.*, vol. 29, pp. 1–5, 2019.
- [69] T. Parr and K. J. Friston, "Uncertainty, epistemics and active inference," *Journal of the Royal Society Interface*, vol. 14, no. 136, p. 20170376, 2017.
- [70] H. Feldman and K. J. Friston, "Attention, uncertainty, and free-energy," *Frontiers in Human Neuroscience*, vol. 4, p. 215, 2010.
- [71] K. Friston, S. Samothrakis, and M. Read, "Active inference and agency: optimal control without cost functions," *Biological Cybernetics*, vol. 106, no. 8–9, pp. 523–541, 2012.
- [72] H. Brown, R. A. Adams, I. Parees, M. Edwards, and K. Friston, "Active inference, sensory attenuation and illusions," *Cognitive processing*, vol. 14, no. 4, pp. 411–427, 2013.
- [73] T. Parr and K. J. Friston, "The active construction of the visual world," *Neuropsychologia 104: 92-101.*, vol. 28, pp. 92–101, 2017.
- [74] T. Parr and K. J. Friston, "The computational anatomy of visual neglect," *Cerebral Cortex*, vol. 28, no. 2, pp. 777–790, 2018.
- [75] T. Parr, D. A. Benrimoh, P. Vincent, and K. J. Friston, "Precision and false perceptual inference," *Frontiers in integrative neuroscience*, vol. 12, p. 39, 2018.
- [76] T. Parr, G. Rees, and K. J. Friston, "Computational neuropsychology and bayesian inference," *Frontiers in human neuroscience*, vol. 12, p. 61, 2018.

- [77] S. P. Veissière, A. Constant, M. J. Ramstead, K. J. Friston, and L. J. Kirmayer, “Thinking through other minds: A variational approach to cognition and culture,” *Behavioral and Brain Sciences*, vol. 43, 2020.
- [78] M. Georgeff, B. Pell, M. Pollack, M. Tambe, and M. Wooldridge, “The belief-desire-intention model of agency,” in *International workshop on agent theories, architectures, and languages*, pp. 1–10, Springer, 1998.
- [79] J. Broekens, D. Degroot, and W. A. Kusters, “Formal models of appraisal: Theory, specification, and computational model,” *Cognitive Systems Research*, vol. 9, no. 3, pp. 173–197, 2008.
- [80] R. Teghtsoonian and R. O. Frost, “The effects of viewing distance on fear of snakes,” *Journal of behavior therapy and experimental psychiatry*, vol. 13, no. 3, pp. 181–190, 1982.
- [81] K. Friston and C. Frith, “A duet for one,” *Conscious Cogn* 36: 390-405., 2015.
- [82] A. Constant, M. J. Ramstead, S. P. Veissiere, J. O. Campbell, and K. J. Friston, “A variational approach to niche construction,” *Journal of The Royal Society Interface*, vol. 15, no. 141, p. 20170685, 2018.
- [83] A. Constant, M. J. Ramstead, S. P. Veissière, and K. Friston, “Regimes of expectations: An active inference model of social conformity and human decision making,” *Frontiers in psychology*, vol. 10, p. 679, 2019.
- [84] S. P. Veissière, A. Constant, M. J. Ramstead, K. J. Friston, and L. J. Kirmayer, “Thinking through other minds: A variational approach to cognition and culture,” *Behavioral and Brain Sciences*, vol. 43, 2020.
- [85] K. Friston, J. Kilner, and L. Harrison, “A free energy principle for the brain,” *Journal of Physiology-Paris*, vol. 100, no. 1-3, pp. 70–87, 2006.
- [86] P. Battaglia, R. Pascanu, M. Lai, and D. J. Rezende, “Interaction networks for learning about objects, relations and physics,” *Advances in neural information processing systems*, pp. 4502-4510, 2016.
- [87] D. J. Rezende, S. A. Eslami, S. Mohamed, P. Battaglia, M. Jaderberg, and N. Heess, “Unsupervised learning of 3d structure from images,” *Advances in Neural Information Processing Systems (pp. 4996-5004)*, 2016.
- [88] S. A. Eslami, N. Heess, T. Weber, Y. Tassa, D. Szepesvari, and G. E. Hinton, “Attend, infer, repeat: Fast scene understanding with generative models,” *Advances in Neural Information Processing Systems (pp. 3225-3233)*, 2016.
- [89] I. Higgins, L. Matthey, X. Glorot, A. Pal, B. Uria, C. Blundell, S. Mohamed, and A. Lerchner, “Early visual concept learning with unsupervised deep learning,” *arXiv preprint arXiv:1606.05579*, 2016.
- [90] D. Rudrauf, “Structure-function relationships behind the phenomenon of cognitive resilience in neurology: insights for neuroscience and medicine,” *Advances in Neuroscience*, 2014.
- [91] Y. Velenik, *Statistical Mechanics of Lattice Systems: A Concrete Mathematical Introduction*. Cambridge University Press, 2017.
- [92] V. Arnold, *Mathematical Methods of Classical Mechanics*. Springer, 1974.
- [93] I. N. Sanov, *On the probability of large deviations of random variables*. United States Air Force, Office of Scientific Research, 1958.

- [94] R. S. Ellis, *Entropy, Large Deviations, and Statistical Mechanics*. Springer, 1985.
- [95] B. Baars, *In the Theater of Consciousness: The Workspace of the Mind*. New York: Oxford University Press., 1997.
- [96] L. Loschky, G. Mcconkie, J. Yang, and M. Miller, “The limits of visual resolution in natural scene viewing,” *Visual Cognition*, vol. 12, pp. 1057–1092, 06 2005.
- [97] Y. Tisserand, R. Aylett, M. Mortillaro, and D. Rudrauf, “Real-time simulation of virtual humans’ emotional facial expressions, harnessing autonomic physiological and musculoskeletal control,” in *Proceedings of the 20th ACM International Conference on Intelligent Virtual Agents*, pp. 1–8, 2020.
- [98] K. E. Stephan, W. D. Penny, R. J. Moran, H. E. den Ouden, J. Daunizeau, and K. J. Friston, “Ten simple rules for dynamic causal modeling,” *Neuroimage*, vol. 49, no. 4, pp. 3099–3109, 2010.
- [99] D. Rudrauf, O. David, J.-P. Lachaux, C. K. Kovach, J. Martinerie, B. Renault, and A. Damasio, “Rapid interactions between the ventral visual stream and emotion-related structures rely on a two-pathway architecture,” *Journal of Neuroscience*, vol. 28, no. 11, pp. 2793–2803, 2008.
- [100] F. Romero-Ramirez, R. Muñoz-Salinas, and R. Medina-Carnicer, “Speeded up detection of squared fiducial markers,” *Image and Vision Computing*, vol. 76, 06 2018.
- [101] S. Garrido-Jurado, R. Muñoz-Salinas, F. Madrid-Cuevas, and R. Medina-Carnicer, “Generation of fiducial marker dictionaries using mixed integer linear programming,” *Pattern Recognition*, vol. 51, 10 2015.
- [102] B. Goertzel, *Artificial general intelligence (Vol. 2)*. New York: Springer, 2007.
- [103] S. Legg and M. Hutter, “Universal intelligence: A definition of machine intelligence,” *Minds and machines*, 17(4), 391-444, 2007.
- [104] S. A. Stuart, “Machine consciousness: Cognitive and kinaesthetic imagination,” *Journal of Consciousness Studies*, 14(7), 141-153., 2007.
- [105] J. B. Hamrick, A. J. Ballard, R. Pascanu, O. Vinyals, N. Heess, and P. W. Battaglia, “Metacontrol for adaptive imagination-based optimization,” *arXiv preprint arXiv:1705.02670*., 2017.
- [106] A. Clark, “Whatever next? predictive brains, situated agents, and the future of cognitive science,” *The Behavioral and Brain Sciences*, vol. 36, no. 3, pp. 181–204, 2013.
- [107] G. Riva, B. K. Wiederhold, and F. Mantovani, “Neuroscience of virtual reality: From virtual exposure to embodied medicine,” *Cyberpsychology, Behavior, and Social Networking*, vol. 22, no. 1, pp. 82–96, 2019.
- [108] D. Hassabis, D. Kumaran, C. Summerfield, and M. Botvinick, “Neuroscience-inspired artificial intelligence,” *Neuron*, 95(2), 245-258., 2017.
- [109] R. S. Sutton and A. G. Barto, *ntroduction to reinforcement learning (Vol. 2, No. 4)*. Cambridge: MIT press., 1998.
- [110] D. R. Bach and P. Dayan, “Algorithms for survival: a comparative perspective on emotions,” *Nature Reviews Neuroscience*, vol. 18, no. 5, pp. 311–319, 2017.
- [111] T. M. Moerland, J. Broekens, and C. M. Jonker, “Fear and hope emerge from anticipation in model-based reinforcement learning,” *IJCAI*, pp. 848–854, 2016.

- [112] H. Williams, C. Lee-Johnson, W. N. Browne, and D. A. Carnegie, “Emotion inspired adaptive robotic path planning,” *2015 IEEE congress on evolutionary computation (CEC) (pp. 3004-3011)*. IEEE., 2015.
- [113] J. Schmidhuber, “Deep learning in neural networks: An overview,” *Neural networks*, vol. 61, pp. 85–117, 2015.
- [114] Y. LeCun, Y. Bengio, and G. Hinton, “Deep learning,” *Nature*, 521(7553), 436., vol. 521, no. 7553, pp. 436–444, 2015.
- [115] R. Hafner and M. Riedmiller, “Reinforcement learning in feedback control,” *Machine learning*, vol. 84, no. 1–2, pp. 137–169, 2011.
- [116] D. Silver, A. Huang, C. J. Maddison, A. Guez, L. Sifre, G. Van Den Driessche, J. Schrittwieser, I. Antonoglou, V. Panneershelvam, M. Lanctot, *et al.*, “Mastering the game of go with deep neural networks and tree search,” *nature*, vol. 529, no. 7587, pp. 484–489, 2016.
- [117] H. Larochelle and G. E. Hinton, “Learning to combine foveal glimpses with a third-order boltzmann machine,” *Advances in neural information processing systems*, pp. 1243–1251, 2010.
- [118] S. E. Reed, Z. Akata, S. Mohan, S. Tenka, B. Schiele, and H. Lee, “Learning what and where to draw,” *Advances in Neural Information Processing Systems*, pp. 217–225, 2016.
- [119] S. P. Veissière, A. Constant, M. J. Ramstead, K. J. Friston, and L. J. Kirmayer, “Thinking through other minds: A variational approach to cognition and culture,” *Behavioral and Brain Sciences*, vol. 43, 2020.
- [120] J. Limanowski and F. Blankenburg, “Minimal self-models and the free energy principle,” *Frontiers in human neuroscience*, vol. 7, p. 547, 2013.
- [121] D. Rudrauf, D. Bennequin, and K. Williford, “The moon illusion explained by the projective consciousness model,” *Journal of Theoretical Biology*, vol. 507, p. 110455, 2020.