

The van der Waals fluid and charged AdS black hole in the Landau theory

Zhen-Ming Xu*, Bin Wu, and Wen-Li Yang

¹*Institute of Modern Physics, Northwest University, Xi'an 710127, China*

²*School of Physics, Northwest University, Xi'an 710127, China*

³*Shaanxi Key Laboratory for Theoretical Physics Frontiers, Xi'an 710127, China*

⁴*Peng Huanwu Center for Fundamental Theory, Xi'an 710127, China*

By introducing the general construction of Landau free energy of the van der Waals system and charged AdS black hole system, we have preliminarily realized the Landau continuous phase transition theory in black hole thermodynamics. The results show that the Landau free energy constructed in present paper can directly reflect the physical process of black hole phase transition. Specifically, the splitting of the global minimum of the Landau free energy corresponds to the second-order phase transition of the black hole, and the transformation of the global minimum reflects the first-order phase transition of the black hole.

I. INTRODUCTION

Since Hawking and Bekenstein proposed the entropy and temperature of the black hole [1, 2], after nearly 50 years of development, black hole thermodynamics has become an indispensable tool for the study of black hole physics and even quantum gravity, and shows a strong vitality. The most typical is the Hawking-Page phase transition [3], which now is interpreted as the confinement/deconfinement phase transition in gauge theory [4]. Nowadays, with the introduction of extended phase space [5–7], the concept of black hole thermo-physics has become more abundant, such as van der Waals fluid phase transition [8], black hole holographic heat engine [9], black hole chemistry [10], black hole thermodynamics geometry [11–18] and so on [19–22]. On the thermodynamic phase transition of the black hole, we have known that the Maxwell equal area law and Gibbs free energy of the system can accurately give the phase diagram of the black hole. Recently, some studies have explored the evolution process of black hole phase transition from the perspective of kinetics, based on the so-called free energy landscape, using the Fokker-Planck equation in non-equilibrium statistical physics [23–26]. All these studies provide a good guidance for us to understand the microscopic information of black holes.

Phase transition is the core of a thermodynamic system, and understanding some physical processes or the dynamic evolution of phase transition has become an urgent problem. In retrospect, people mostly focused on the analytical calculation of the phase transition and the behavior analysis of the criticality, and often ignored some physical connotations in this process. The free energy landscape is a good research project [23–26]. Based on some non-equilibrium means, we can explore the kinetics of evolution between different phases of the black hole. We know that black hole thermodynamics is a kind of equilibrium thermodynamics, so we need to ask that from the perspective of equilibrium, how to understand the evolution process of black hole phase transition, or how to intuitively obtain some physical mechanisms in the process of all phase transition at least in spirit if not in detail. In this paper, we are trying to explore this problem, which is also the main motivation of our present work.

With the help of Landau theory, we construct the Landau free energy, or the Landau functional, of a thermodynamic system. By introducing an auxiliary parameter, we can intuitively obtain the thermodynamic phase transition process of a thermodynamic system (mainly van der Waals system and charged AdS black hole system). To sum up, the splitting of the local minimum of the Landau free energy reflects the second-order phase transition of a thermodynamic system, while the transformation of the global minimum corresponds to the first-order phase transition. This scheme provides a new direction for us to study the microscopic information of a thermodynamic system, especially of the black hole system in the future.

* E-mail: xuzhenm@nwu.edu.cn

II. LANDAU FREE ENERGY

Landau approximate the free energy of a system, in such a way that it exhibits the non-analyticity of a phase transition and turns out to capture much of the physics. Landau free energy L , or sometimes the Landau functional, has some characteristics [27].

- Landau free energy L has the property that the state of the system is specified by the global minimum of L with respect to the order parameter.
- Landau free energy L has dimension of energy, and is related to, but is not identical with the Gibbs free energy of the system.

For a general thermodynamic system, we can construct the following Landau free energy

$$L = \int F(X, T, P) dX \quad (1)$$

where the parameter X is treated as an auxiliary variable, while the temperature T and pressure P of the thermodynamic system are treated as independent parameters. The function $F(X, T, P)$ represents some relations satisfied by these three important parameters in the whole thermodynamic system.

The equation of state for the thermodynamic system can be written as $P = f(V, T)$, where V is thermodynamic volume of the thermodynamic system. According to the equation of state, as a preliminary and coarse-grained description, we can construct the function $F(X, T, P)$ by working backward

$$F(X, T, P) \equiv P - f(X, T). \quad (2)$$

We know that for a simple thermodynamic system, the equation of state $F(V, T, P) = 0$ is a thermodynamic equation describing the state of the system under a set of given physical conditions. There may be many different paths in the process of the system reaching the equilibrium state, and the most preferred path of the system is the one that makes the free energy of the system take the minimum value. In the isothermal and isobaric environment, we introduce an auxiliary variable X with the dimension of volume, into the process of the system approaching equilibrium. One thing that can be determined is that through this parameter, we can obtain some real physical processes of a thermodynamic system. In this sense, this parameter acts as an order parameter.

In this way, among all the possible relations $F(X, T, P)$ satisfied by the three parameters $\{X, T, P\}$, the state that can make the functional L take the minimum value is the most *real* state of the system, i.e.,

$$\frac{dL}{dX} = F(X, T, P) = 0 \quad \Rightarrow \quad X = V, \quad (3)$$

which exactly corresponds to the state of a thermodynamic system, i.e., $F(V, T, P) = 0$. Now we try to understand the physical meaning of the newly introduced order parameter X . It is a certain volume of the system in the process of reaching equilibrium, or not strictly speaking, can be considered as “the volume of the system in the non-equilibrium state”, which does not satisfy the equation of state of the system. While the thermodynamic volume V in equilibrium is the root of the function $F(X, T, P) = 0$ and it satisfies the equation of state of the system. Moreover, another advantage of the Landau free energy constructed in this way is that the convexity and convexity of the extreme point are related to the thermal stability of the thermodynamic system,

$$\delta \left(\frac{dL}{dX} \Big|_{X=V} \right) = \frac{\partial f(V, T)}{\partial V} \delta V, \quad (4)$$

from which we can clearly see that when $\partial f(V, T)/\partial V > 0$, the extreme point is similar to a potential well, and the corresponding thermodynamic state is stable, while when $\partial f(V, T)/\partial V < 0$, the extreme point is similar to a potential barrier, and the corresponding thermodynamic state is unstable.

With the Landau free energy, we can more intuitively understand the microscopic mechanism of phase transitions of the thermodynamic system. Next we use two specific examples to visualize the current general discussion.

III. FOR VAN DER WAALS FLUID

The equation of state of the van der Waals fluid reads as [28]

$$\left(P + \frac{a}{v^2}\right)(v - b) = \tau, \quad (5)$$

where P is pressure, $\tau = k_B T$ and k_B is the Boltzmann constant, and T is temperature. The constant $b > 0$ is a measure of the size of the molecules, whereas the constant $a > 0$ is related to the attraction between the molecules. The specific volume of the fluid is $v = V/N$, where V is the volume occupied by the fluid and N is the number of molecules. We can write the chemical potentials μ , or equivalently the Gibbs free energy $G = \mu N$ [28],

$$\mu = -\tau \ln(v - b) + \frac{b\tau}{v - b} - \frac{2a}{v} - \tau \ln n_Q, \quad (6)$$

here the “quantum concentration” is $n_Q = [m\tau/(2\pi\hbar^2)]^{3/2}$, where m is the mass of a molecule and \hbar is reduced Planck’s constant.

According to Eqs. (1), (2) and (5), we can obtain the expression of the Landau free energy for the van der Waals fluid, which is similar to that in [29], but is different in form,

$$L = Px - \frac{a}{x} - \tau \ln(x - b), \quad (7)$$

where the order parameter is x . Comparing Eqs. (6) and (7), it can be clearly observed that Landau free energy has the dimension of energy, but it is different from Gibbs free energy or chemical potentials. Admittedly, we can verify that the position of the minimum of the Landau free energy exactly corresponds to the real state of the van der Waals fluid system,

$$\frac{dL}{dx} = 0 \quad \Rightarrow \quad P = \frac{\tau}{v - b} - \frac{a}{v^2}. \quad (8)$$

In order to be more intuitive, we give the behavior of the chemical potential of the van der Waals system with respect to the pressure and Landau free energy with respect to the order parameter in Fig. 1. It can be seen that the behavior of Gibbs free energy and Landau free energy have an exact corresponding relationship. The swallow tail intersection of Gibbs free energy corresponds to two minimum points of Landau free energy, which means that the system is in a stable coexistence state of gas and liquid. If we adjust the pressure of the system, that is, the position of the dotted line in diagram (a), we can directly understand that the extreme point in diagram (b) will move up or down, which implies that the system will be more inclined to be in a single-phase stable state. The behavior of Landau free energy clearly shows us the phase structure behavior of the van der Waals system.

IV. FOR RN-ADS BLACK HOLE

For a four-dimensional charged AdS black hole, i.e., Reissner-Nordström AdS black hole, its metric is [8]

$$ds^2 = -f(r)dt^2 + \frac{dr^2}{f(r)} + r^2(d\theta^2 + \sin^2\theta d\varphi^2), \quad (9)$$

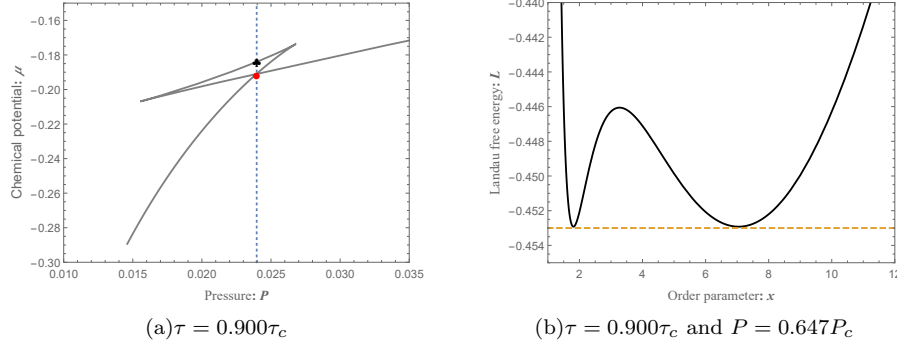


FIG. 1: (color online) The behaviors of the chemical potential μ with respect to the pressure P and the Landau free energy L with respect to the order parameter x for the van der Waals fluid, where $\tau_c = 8a/(27b)$ and $P_c = a/(27b^2)$. The red point \bullet in diagram (a) corresponds to two equal global minimum points in diagram (b), and the black point \clubsuit corresponds to the local maximum point.

where the function $f(r)$ is

$$f(r) = 1 - \frac{2M}{r} + \frac{r^2}{l^2} + \frac{Q^2}{r^2},$$

and M represents the ADM mass of the black hole (or the thermodynamic enthalpy), Q is the total charge of the black hole and l is the AdS radius which can be related to the thermodynamic pressure via [5]

$$P = \frac{3}{8\pi l^2}. \quad (10)$$

In addition, we can also get the relationship between the mass or enthalpy of the black hole and the radius of the event horizon r_h satisfied equation $f(r_h) = 0$,

$$M = \frac{r_h}{2} + \frac{4\pi P r_h^3}{3} + \frac{Q^2}{2r_h^2}. \quad (11)$$

Hence, the thermodynamic volume conjugated with pressure is

$$V = \frac{4}{3}\pi r_h^3 = \beta^3 r_h^3. \quad (12)$$

Based on the ‘Euclidean trick’, we can identify the temperature of the charged AdS black hole is [8]

$$T = \frac{1}{4\pi r_h} \left(1 + 8\pi P r_h^2 - \frac{Q^2}{r_h^2} \right), \quad (13)$$

Meanwhile, the entropy which conjugated with the temperature is

$$S = \pi r_h^2. \quad (14)$$

We have known that the thermodynamic critical behavior of the charged AdS black hole is very consistent with that of van der Waals fluid. They will undergo gas-liquid phase transition for van der Waals fluid and the large-small black hole phase transition for the charged Ads black hole. For the black hole system, its critical values are [8]

$$r_c = \sqrt{6}Q, \quad V_c = 6\beta^3\sqrt{6}Q^3, \quad T_c = \frac{\sqrt{6}}{18\pi Q}, \quad P_c = \frac{1}{96\pi Q^2}. \quad (15)$$

Gibbs free energy plays a key role in the analysis of thermodynamic phase transition behavior. Then we can write its expression of the charged AdS black hole in terms of Eqs. (11), (13) and (14)

$$G \equiv M - TS = \frac{1}{4} \left(r_h - \frac{8\pi}{3} P r_h^3 + \frac{3Q^2}{r_h} \right). \quad (16)$$

Of course, at the critical point (15), the Gibbs free energy becomes $G_c = \sqrt{6}Q/3$. For simplicity, several dimensionless parameters are introduced

$$t := \frac{T}{T_c}, \quad p := \frac{P}{P_c}, \quad z := \frac{r_h}{r_c}, \quad g := \frac{G}{G_c}. \quad (17)$$

Hence the temperature and Gibbs free energy of the charged AdS black hole can be rewritten as [8, 30]

$$t = \frac{3}{4} \left(\frac{1}{z} + \frac{pz}{2} - \frac{1}{6z^3} \right), \quad (18)$$

$$g = \frac{3}{4} \left(z - \frac{pz^3}{6} + \frac{1}{2z} \right). \quad (19)$$

For different pressures, the Gibbs free energy versus temperature is shown in Fig. 2. A stable thermodynamic system always tends to the state with lower Gibbs free energy. We can clearly observe from Fig. 2 that when the pressure of the black hole system is lower than the critical pressure p_c . The stable black hole state is described by the red solid line and green solid line. When the pressure tends to the critical pressure, the swallow tail structure disappears, and the black hole will have a second-order phase transition or continuous phase transition. Once the pressure exceeds the critical pressure, the whole system is always in a stable state. In the critical region, which is the typical representative of diagram (a) in Fig. 2, we can see that there are three key temperature values.

- The temperature of swallow tail intersection t_2 can be calculated by Maxwell equal area law and its value is [30]

$$t_2 = \sqrt{\frac{p(3 - \sqrt{p})}{2}}. \quad (20)$$

- The temperatures of swallow tail tip t_1 and t_3 are local minimum and local maximum satisfied equation $\partial t / \partial z = 0$. Thus we have

$$t_1 = \frac{3 - p + 3\sqrt{1 - p}}{2p \left(\frac{\sqrt{1 - p} + 1}{p} \right)^{3/2}}, \quad t_3 = \frac{(2 - \sqrt{1 - p}) \sqrt{1 + \sqrt{1 - p}}}{2}. \quad (21)$$

Next, we investigate the behavior of the newly introduced Landau free energy. According to Eq. (13), we can read $F(X, T, P) = P - \beta T / (2X^{1/3}) + \beta^2 / (8\pi X^{2/3}) - \beta^4 Q^2 / (8\pi X^{4/3})$. Hence the Landau free energy of the charged AdS black hole can be written as

$$L = PX - \frac{3\beta T}{4} X^{2/3} + \frac{3\beta^2}{8\pi} X^{1/3} + \frac{3\beta^4 Q^2}{8\pi} X^{-1/3}. \quad (22)$$

When $X = V$ and taking Eq. (13) into the above expression, we have $L = G$, which implies that the Landau free energy L has dimension of energy, and is related to, but is not identical with the Gibbs free energy of the system. For the sake of simplicity, with the help of (17), we can introduce the dimensionless Landau free energy $\psi(x, t, p)$

$$\psi(x, t, p) := \frac{L}{G_c} = \frac{1}{4} \left(\frac{1}{x} + 6x + px^3 - 4tx^2 \right), \quad x := \left(\frac{X}{V_c} \right)^{1/3}. \quad (23)$$

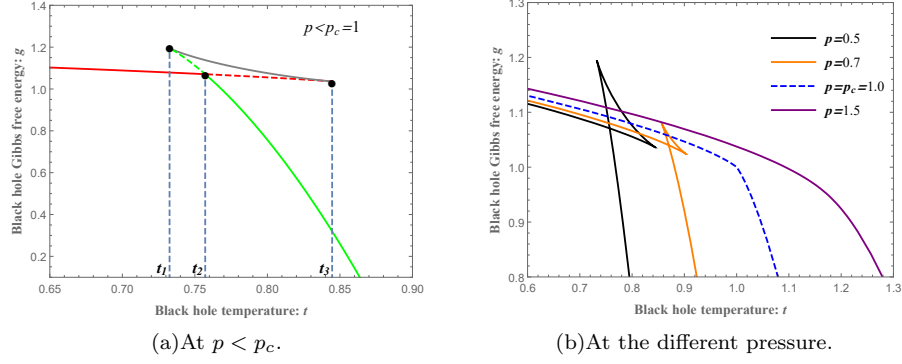


FIG. 2: (color online) The behaviors of the dimensionless Gibbs free energy g with respect to the dimensionless temperature t at the different dimensionless pressure p for the charged AdS black hole, respectively.

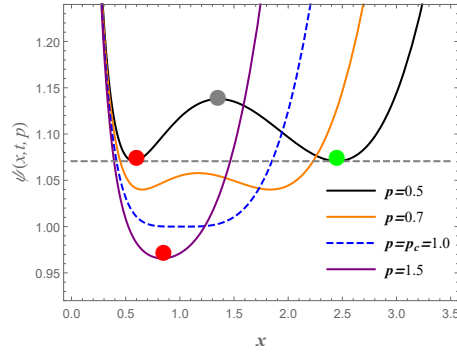


FIG. 3: (color online) Landau free energy $\psi(x, t, p)$ versus the order parameter x at $t = t_2$ and different p respectively.

We have drawn the relationship between Landau free energy $\psi(x, t, p)$ and the order parameter x at different temperature t and pressure p in Figs. 3 and 4, from which we can clearly see the phase transition process of the charged AdS black hole. The specific description is as follows.

- From Fig. 3, when $t = t_2$, with the decreasing of pressure p , the global minima of free energy splits into two equivalent global minima. Meanwhile a local maximum of free energy appears. Physically, at higher pressure, there is only one global minimum of the free energy, which corresponds to a phase of the black hole, labeled as ●-phase (small black hole phase). As the pressure decreases and passes through the critical pressure $p_c = 1$, the two equivalent global minima of free energy correspond to ●-phase and ●-phase (large black hole phase) respectively, while the new local maximum of free energy corresponds to ●-phase (middle black hole phase). Obviously, ●-phase and ●-phase are stable, while ●-phase is unstable which can be regarded as an intermediate transition phase. Because the two global minima of free energy are equal, it means that the chances of ●-phase going through ●-phase to ●-phase and ●-phase going through ●-phase to ●-phase are the same. ●-phase and ●-phase are in two-phase coexistence. At this time, the value of pressure determines the degree of difficulty when ●-phase or ●-phase reaches ●-phase. The smaller the pressure is, the harder it is to reach, and vice versa. The phase transition described in these three figures is called continuous phase transition, or second-order phase transition.
- From figures (a) to (d) in Fig. 4 in reverse order, at fixed pressure $p < p_c$, as the temperature t decreases from t_2 , it can be clearly seen that two equivalent global minima of free energy begin to change, i.e., one is still a global minimum while the other becomes a local minimum until it disappears. Specifically, when the temperature t decreases from t_2 to t_1 , the free energy of ●-phase is lower than that of ●-phase, which means that the black

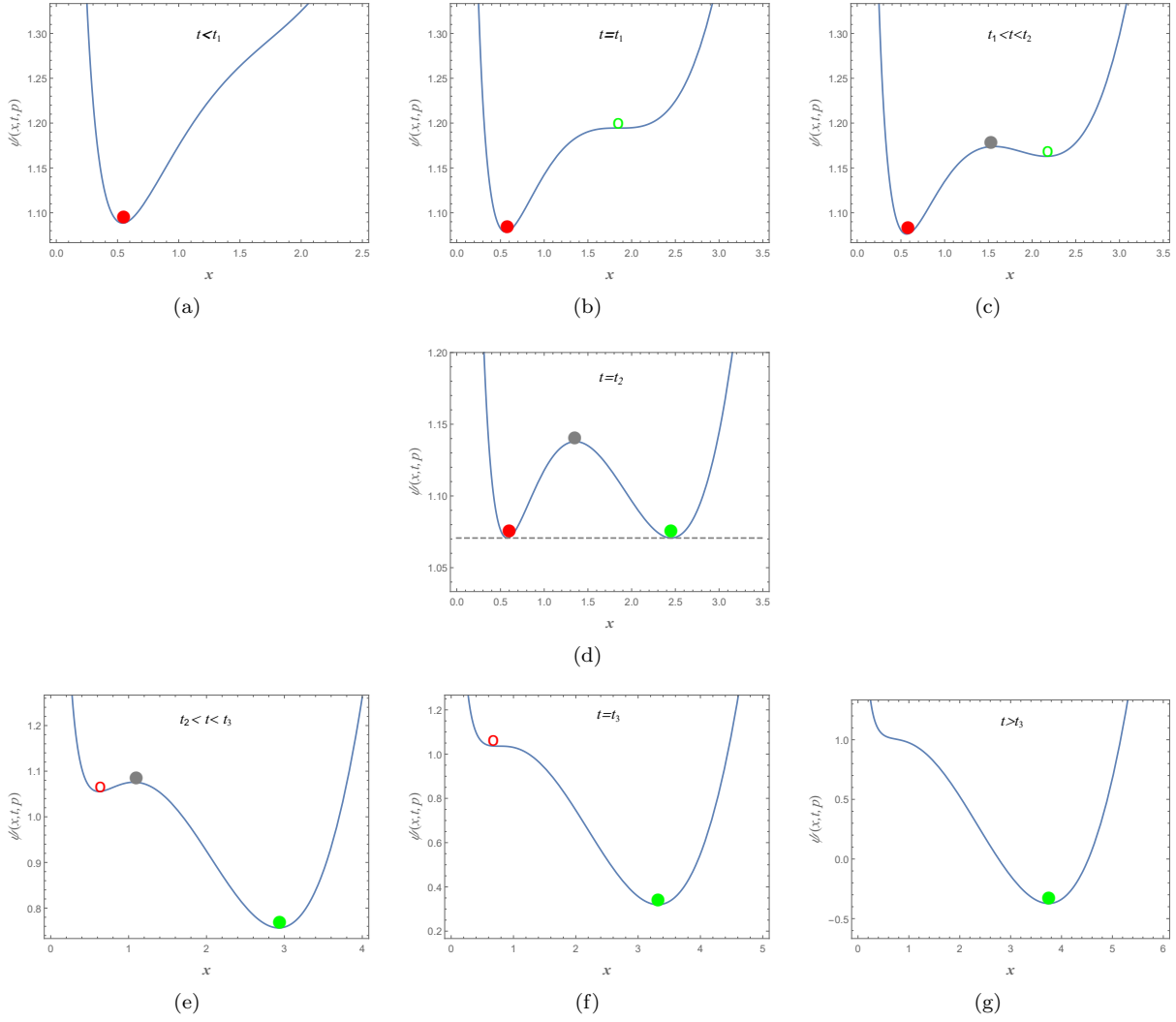


FIG. 4: (color online) Landau free energy $\psi(x, t, p)$ versus the order parameter x at $p = 0.5$ and different t respectively.

hole system tends to be in \bullet -phase. In this process, \bullet -phase changes into \bullet -phase through \bullet -phase. Naturally, \bullet -phase is still stable while \bullet -phase becomes metastable (marked as \circ -phase). Once the temperature t is lower than t_1 , the whole black hole system will be in \bullet -phase completely. From these four figures, we can clearly see that the global minimum of free energy has changed, which is called the first-order phase transition, that is, the first-order phase transition from \bullet -phase to \bullet -phase.

- From figures (d) to (g) in Fig. 4, at fixed pressure $p < p_c$, as the temperature t increases from t_2 , it can be also clearly seen that two equivalent global minima of free energy begin to change. Specifically, when the temperature t increases from t_2 to t_3 , the free energy of \bullet -phase is lower than that of \bullet -phase, which means that the black hole system tends to be in \bullet -phase. In this process, \bullet -phase changes into \bullet -phase through \bullet -phase. Moreover, \bullet -phase is still stable while \bullet -phase becomes metastable (marked as \circ -phase). Once the temperature t is higher than t_3 , the whole black hole system will be in \bullet -phase completely. From these figures, we can clearly see the first-order phase transition from \bullet -phase to \bullet -phase.

From the analysis of the Landau free energy, we can clearly see a more visual process of black hole phase transition. The splitting of the global minimum of Landau free energy reflects the continuous phase transition (second-order phase transition) of the black hole, and the transformation between the global minimum of free energy reflects the

first-order phase transition of the black hole. These analyses are consistent with that of the Gibbs free energy, but here we can see clearly and intuitively how the transition between the different phases of the black hole occurs. When the temperature parameter is fixed, the pressure parameter determines the occurrence of continuous phase transition, while when the pressure parameter is fixed, the change of temperature parameter affects the behavior of first-order phase transition. Here, three typical temperature parameters (t_1, t_2, t_3) play a key role, which is actually a constraint relationship between pressure parameter and temperature parameter, see Eqs. (20) and (21). Different constraints have different effects on the phase transition behavior of black holes.

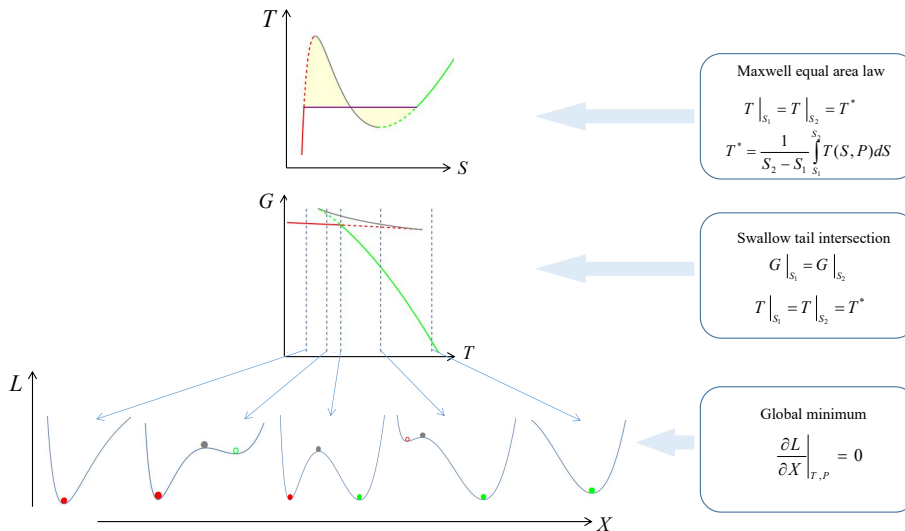


FIG. 5: (color online) Three equivalence schemes of black hole phase transition at fixed pressure $P < P_c$: Maxwell equal area law in the equation of state, Gibbs free energy and Landau free energy. Curves and spheres of the same color (red, green and gray) represent the same phase, in which the solid line corresponds to the solid sphere, and the dotted line corresponds to the hollow sphere.

V. SUMMARY

In this paper, we construct the Landau free energy or Landau functional in the parameter space $\{X, T, P\}$ and introduce the general form of the Landau free energy L . With the help of the Landau free energy, we can understand the transition behavior between different states of the van der Waals system and black hole thermodynamic system in a more intuitive and natural way. Especially for the charged AdS black hole system, we analyze its Landau free energy analytically. The real state is located at the extreme point of Landau free energy. Its global minimum corresponds to the stable state of the black hole, its local minimum corresponds to the metastable state of the black hole, and its local maximum corresponds to the unstable state of the black hole. More importantly, we point out that the splitting of the global minimum of Landau free energy reflects the continuous phase transition (second-order phase transition) of a thermodynamic system, and the transformation between the global minimum of free energy reflects the first-order phase transition.

Looking at the analysis scheme of black hole thermodynamics, there are three equivalent methods, which are graphically shown in Fig. 5.

- In the (T, S) plane (or (P, V) plane), the oscillation behavior in the equation of state of the black hole is very similar to that of the van der Waals fluid. We use Maxwell equal area law to eliminate this unstable oscillation,

and make the black hole from one state to another through the isobaric process (or isothermal process), so as to analyze the phase transition behavior of the black hole.

- The typical swallow tail structure of Gibbs free energy just corresponds to the oscillation behavior in the equation of state. The thermodynamic system always tends to the state of lower Gibbs free energy. The intersection point of swallow tail is exactly the isobaric (or isothermal) process of Maxwell equal area law, while the tip points of swallow tail structure correspond to two local extreme points in the equation of state.
- Landau free energy reflects all the states of the simple thermodynamic system. The extreme point of Landau free energy represents the real state of the black hole we studied. The splitting of the global minimum reflects the second-order phase transition of the black hole, while the transformation of the global minimum reflects the first-order phase transition of the black hole.

In a word, the view of Landau free energy can reflect the phase transition process of black hole more comprehensively and intuitively. This is similar to the treatment of free energy landscape, in which the temperature is a free variable, or the temperature of the ensemble. In fact, both the equation of state and the Gibbs free energy are equivalent in describing the phase transition of a thermodynamic system. When we relax a certain parameter of these two quantities, just like replacing the volume in the equation of state with the variable X in this paper, or replacing the temperature of thermodynamic system in the Gibbs free energy with temperature of the ensemble, we can realize the re-understanding of the phase transition by some operation, such as the integral treatment (1) we use, or the free energy landscape in [23–26].

We believe that our method can be applied to other black hole systems, from which we can read more interesting information contained in black holes. Moreover we can also take advantage of the Fokker-Planck equation in non-equilibrium statistical physics to explore the evolution process of black hole phase transition from the perspective of kinetics, based on the Landau free energy. All of these are very meaningful topic, and we will discuss them in detail in the future.

Acknowledgments

Project funded by China Postdoctoral Science Foundation (Grant No. 2020M673460), National Natural Science Foundation of China (Grant Nos. 12047502 and 11947208), Scientific Research Program Funded by Shaanxi Provincial Science and Technology Department (2019JQ-081). This research is supported by The Double First-class University Construction Project of Northwest University.

-
- [1] J.D. Bekenstein, Black holes and entropy, *Phys. Rev. D* 7, 2333 (1973).
 - [2] J.M. Bardeen, B. Carter, and S. Hawking, The four laws of black hole mechanics, *Commun. Math. Phys.* 31, 161 (1973).
 - [3] S. Hawking and D.N. Page, Thermodynamics of black holes in anti-de Sitter space, *Commun. Math. Phys.* 87, 577 (1983).
 - [4] E. Witten, Anti-de Sitter space, thermal phase transition, and confinement in gauge theories, *Adv. Theor. Math. Phys.* 2, 505 (1998).
 - [5] D. Kastor, S. Ray, and J. Traschen, Enthalpy and the mechanics of AdS black holes, *Class. Quant. Grav.* 26, 195011 (2009).
 - [6] B. P. Dolan, The cosmological constant and black-hole thermodynamic potentials, *Class. Quant. Grav.* 28, 125020 (2011).
 - [7] B. P. Dolan, Pressure and volume in the first law of black hole thermodynamics, *Class. Quant. Grav.* 28, 235017 (2011).
 - [8] D. Kubiznak and R.B. Mann, $P - V$ criticality of charged AdS black holes, *JHEP* 07, 033 (2012).
 - [9] C.V. Johnson, Holographic Heat Engines, *Class. Quant. Grav.* 31, 205002 (2014).
 - [10] D. Kubiznak, R.B. Mann, and M. Teo, Black hole chemistry: thermodynamics with Lambda, *Class. Quant. Grav.* 34, 063001 (2017).
 - [11] G. Ruppeiner, Thermodynamic curvature and black holes, in *Breaking of Supersymmetry and Ultraviolet Divergences in Extended Supergravity*, edited by S. Bellucci, Springer Proceedings in Physics Vol. 153, Springer, New York (2014).

- [12] S.-W. Wei and Y.-X. Liu, Insight into the microscopic structure of an AdS black hole from a thermodynamical phase transition, *Phys. Rev. Lett.* 115, 111302 (2015); Erratum *ibid.* 116, 169903 (2016).
- [13] Y.-G. Miao and Z.-M. Xu, Thermal molecular potential among micromolecules in charged AdS black holes, *Phys. Rev. D* 98, 044001 (2018).
- [14] S.-W. Wei, Y.-X. Liu, and R.B. Mann, Repulsive interactions and universal properties of charged anti-de Sitter black hole microstructures, *Phys. Rev. Lett.* 123, 071103 (2019).
- [15] Z.-M. Xu, B. Wu, and W.-L. Yang, Ruppeiner thermodynamic geometry for the Schwarzschild AdS black hole, *Phys. Rev. D* 101, 024018 (2020).
- [16] Z.-M. Xu, The correspondence between thermodynamic curvature and isoperimetric theorem from ultraspinning black hole, *Phys. Lett. B* 807, 135529 (2020).
- [17] A. Ghosh and C. Bhamidipati, Thermodynamic geometry for charged Gauss-Bonnet black holes in AdS spacetimes, *Phys. Rev. D* 101, 046005 (2020).
- [18] S.-W. Wei, Y.-X. Liu, and R.B. Mann, Novel dual relation and constant in Hawking-Page phase transition, *Phys. Rev. D* 102, 104011 (2020).
- [19] S.H. Hendi, S. Panahiyan, B. Eslam Panah, and M. Momennia, Phase transition of charged black holes in massive gravity through new methods, *Ann. Phys. (Berlin)* 528, 819 (2016).
- [20] S.H. Hendi, S. Panahiyan, B. Eslam Panah, and M. Jamil, Alternative approach to thermodynamic phase transitions, *Chin. Phys. C* 43, 113106 (2019).
- [21] K. Bhattacharya, B.R. Majhi, and S. Samanta, Van der Waals criticality in AdS black holes: a phenomenological study, *Phys. Rev. D* 96, 084037 (2017).
- [22] E. Caceres, P.H. Nguyen, and J.F. Pedraza, Holographic entanglement entropy and the extended phase structure of STU black holes, *JHEP* 09, 184 (2015).
- [23] R. Li and J. Wang, Thermodynamics and kinetics of Hawking-Page phase transition, *Phys. Rev. D* 102, 024085 (2020).
- [24] R. Li, K. Zhang and J. Wang, Thermal dynamic phase transition of Reissner-Nordström Anti-de Sitter black holes on free energy landscape, *JHEP* 10, 090 (2020).
- [25] S. W. Wei, Y. X. Liu and Y. Q. Wang, Dynamic properties of thermodynamic phase transition for five-dimensional neutral Gauss-Bonnet AdS black hole on free energy landscape, [arXiv:2009.05215 [gr-qc]].
- [26] R. Li and J. Wang, Energy and entropy compensation, phase transition and kinetics of four dimensional charged Gauss-Bonnet Anti-de Sitter black holes on the underlying free energy landscape, [arXiv:2012.05424 [gr-qc]].
- [27] N. Goldenfeld, *Lectures on phase transitions and the renormalization group*, Westview Press, Boulder (1992).
- [28] D. C. Johnston, *Advances in Thermodynamics of the van der Waals Fluid*, Morgan Claypool, San Rafael, California (2014).
- [29] K. Huang, *Statistical Mechanics*, John Wiley & Sons, 2nd edition (1987).
- [30] E. Spallucci and A. Smailagic, Maxwell's equal area law for charged anti-de Sitter black holes, *Phys. Lett. B* 723, 436 (2013).