

Effects of Multi-scale Plasma Waves on Electron Preacceleration at Weak Quasi-perpendicular Intracluster Shocks

Ji-Hoon Ha,¹ Sunjung Kim,¹ Dongsu Ryu,¹ and Hyesung Kang²

¹*Department of Physics, School of Natural Sciences UNIST, Ulsan 44919, Korea*

²*Department of Earth Sciences, Pusan National University, Busan 46241, Korea*

(Received; Revised; Accepted)

Submitted to The Astrophysical Journal

ABSTRACT

Radio relics associated with merging galaxy clusters indicate the acceleration of relativistic electrons in merger-driven shocks with low sonic Mach numbers ($M_s \lesssim 3$) in the intracluster medium (ICM). Recent studies have suggested that electron injection to diffusive shock acceleration (DSA) could take place through the so-called Fermi-like acceleration in the shock foot of $\beta = P_{\text{gas}}/P_B \approx 20 - 100$ shocks and the stochastic shock drift acceleration (SSDA) in the shock transition of $\beta \approx 1 - 5$ shocks. Here we explore how the SSDA can facilitate electron preacceleration in weak quasi-perpendicular (Q_\perp) shocks in $\beta \approx 20 - 100$ plasmas by performing particle-in-cell simulations in the two-dimensional domain large enough to encompass ion-scale waves. We find that in supercritical shocks with $M_s \gtrsim M_{\text{AIC}}^* \sim 2.3$, multi-scale waves are excited by the ion and electron temperature anisotropies in the downstream of the shock ramp, and that through stochastic pitch-angle scattering off the induced waves, electrons are confined in the shock transition for an extended period. Gaining energy through the gradient-drift along the motional electric field, electrons could be preaccelerated all the way to injection to DSA at such ICM shocks. Our findings imply that the electron DSA process at weak ICM shocks could explain the origin of radio relics. However, a further investigation of electron acceleration at subcritical shocks with $M_s < 2.3$ is called for, since the Mach numbers of some observed radio relic shocks derived from radio or X-ray observations are as low as $M_s \sim 1.5$.

Keywords: acceleration of particles – cosmic rays – galaxies: clusters: general – methods: numerical – shock waves

1. INTRODUCTION

Shocks with low sonic Mach numbers ($M_s \lesssim 5$) are expected to form naturally in the hot intracluster medium (ICM) during the large-scale structure formation of the universe (e.g., Ryu et al. 2003; Pfrommer et al. 2006; Skillman et al. 2008; Vazza et al. 2009; Hong et al. 2014; Schaal & Springel 2015; Ha et al. 2018a). In particular, weak shocks with $M_s \sim 1.5 - 3$, induced by major mergers of galaxy clusters, have been detected in X-ray and radio observations (e.g., Markevitch & Vikhlinin 2007; van Weeren et al. 2010; Brüggen et al. 2012; Brunetti & Jones 2014). The so-called radio relics, diffuse elongated

radio structures detected in the outskirts of merging clusters, are interpreted as synchrotron emission from cosmic ray (CR) electrons accelerated via diffusive shock acceleration (DSA), also known as the Fermi first-order process, in such merger-driven shocks (see e.g., van Weeren et al. 2019, for a review).

The acceleration of nonthermal particles at collisionless shocks in tenuous astrophysical plasmas involves a very broad spectrum of complex kinetic plasma processes (e.g., Drury 1983; Balogh & Treumann 2013; Marcowith et al. 2016). It depends on various parameters including the sonic Mach number, M_s , the plasma beta, $\beta = P_{\text{gas}}/P_B$ (the ratio of thermal to magnetic pressures), and the obliquity angle, θ_{Bn} , between the upstream background magnetic field direction and the shock normal. For weak shocks in the high- β ICM under consideration in this study, it was shown

through particle-in-cell (PIC) simulations that electrons might be preaccelerated and injected to DSA mainly in quasi-perpendicular (Q_{\perp} , hereafter) configuration with $\theta_{Bn} \gtrsim 45^{\circ}$ (e.g., Guo et al. 2014a,b). On the other hand, for strong shocks in $\beta \sim 1$ plasmas such as supernova remnants, electrons could be injected to DSA and accelerated to high energy even in quasi-parallel (Q_{\parallel}) configuration with $\theta_{Bn} \lesssim 45^{\circ}$ owing to the magnetic turbulence excited by CR protons streaming upstream (Park et al. 2015).

Two types of electron preacceleration mechanisms operative at weak, high- β , Q_{\perp} -shocks have been explored in the literature so far: (1) the so-called *Fermi-like acceleration* due to the diffusive scattering of electrons between the shock ramp and upstream self-generated waves in the shock foot (Matsukiyo et al. 2011; Guo et al. 2014a), and (2) the so-called *stochastic shock drift acceleration* (SSDA) due to the extended gradient-drift of electrons being confined in the shock transition (Matsukiyo & Matsumoto 2015; Katou & Amano 2019; Niemiec et al. 2019). Figure 1 illustrates the characteristic structures of Q_{\perp} -shocks with the foot and transition zone.

In the Fermi-like acceleration, electrons are energized through shock drift acceleration (SDA), and reflected by magnetic mirror at the shock ramp (Guo et al. 2014a). Backstreaming electrons self-generate oblique electron-scale waves in the shock foot via the electron firehose instability (EFI) (Guo et al. 2014b; Kang et al. 2019; Kim et al. 2020). This is termed as “Fermi-like” acceleration, since electrons are scattered between the shock ramp and upstream waves in the foot. It differs from DSA, because electrons do not experience full diffusive transport back and forth across the entire shock transition.

Kang et al. (2019, KRH2019, hereafter) showed that, in high- β plasmas, the Fermi-like acceleration may operate only in *supercritical* Q_{\perp} -shocks with $M_s \gtrsim 2.3$, in which the temperature anisotropy due to the SDA-reflected electrons is sufficient enough to trigger the EFI. In addition, they argued that because of small wavelengths of the EFI-driven waves ($\lambda \lesssim 20c/\omega_{pe}$, where c is the speed of light and ω_{pe} is the electron plasma frequency), the preacceleration may not proceed all the way to the injection momentum, $p_{inj} \sim 3p_{i,th}$. Here, $p_{i,th} = \sqrt{2m_i k_B T_{i2}}$ is the postshock ion thermal momentum, where k_B is the Boltzmann constant and T_{i2} is the postshock ion temperature. Hereafter, the subscripts 1 and 2 denote the preshock and postshock quantities, respectively.

Considering that the width of the shock transition zone is several times the gyroradius of postshock thermal

ions, i.e., $\Delta x_{shock} \sim r_{L,i}(T_{2,i}, B_2)$, we argue that electron injection to DSA must require multi-scale waves, which can scatter and confine electrons with the momentum up to $\sim p_{inj}$ around the shock transition. Such multi-scale fluctuations could be generated in the shock transition zone by the Alfvén ion cyclotron (AIC) and ion-mirror instabilities due to the ion temperature anisotropy, and by the whistler and electron-mirror instabilities due to the electron temperature anisotropy (e.g., Matsukiyo & Matsumoto 2015; Guo et al. 2017; Katou & Amano 2019). As illustrated in Figure 1, the AIC instability induces ion-scale waves propagating parallel to the background magnetic field, leading to the shock surface rippling. In the SSDA, electrons undergo the stochastic pitch-angle scattering off these multi-scale waves and stay confined for an extended period in the shock transition, leading to much greater energy gain via the gradient-drift (Niemiec et al. 2019; Trotta & Burgess 2019).

In the PIC simulations reported by Guo et al. (2014a,b) and KRH2019, the transverse size of two-dimensional (2D) simulation boxes was $L_y \lesssim r_{L,i}$, where $r_{L,i}$ is Larmor radius of incoming ions. So the simulation domains were not large enough to accommodate the emergence of ion-scale fluctuations via the AIC and the ensuing shock surface rippling. On the other hand, the 2D PIC simulations by Niemiec et al. (2019), and the 2D and 3D hybrid simulations implemented by test-particle electrons by Trotta & Burgess (2019) have the domains large enough to include ion-scale fluctuations in the shock transition. So these authors found that electrons could be preaccelerated all the way to p_{inj} via the SSDA. In addition, Trotta & Burgess (2019) found that the AIC instability is triggered and the ensuing electron preacceleration operates only in supercritical shocks with the Alfvénic Mach number greater than the critical Mach number, $M_{A,crit} \approx 3.5$. However, note that Niemiec et al. (2019) considered a shock in a relatively low- β (≈ 5) plasma because of severe requirements for computational resources, while Trotta & Burgess (2019) focused on shocks in the solar wind with $\beta \approx 1$.

In this study, we expand the work of KRH2019 by adopting a much larger 2D simulation box in the transverse direction, while keeping basically the same values for other parameters, for instance, $M_s \approx 2 - 3$ and $\theta_{Bn} = 53^{\circ} - 73^{\circ}$. To perform the PIC simulations within a reasonable time frame, however, we choose $\beta = 50$ and the ion-to-electron mass ratio, $m_i/m_e = 50$, for the fiducial cases (see Table 1 below). The main goals of this paper are (1) to find the critical Mach number to trigger the AIC instability and the shock surface rippling in high- β shocks, and (2) to explore how the SSDA can

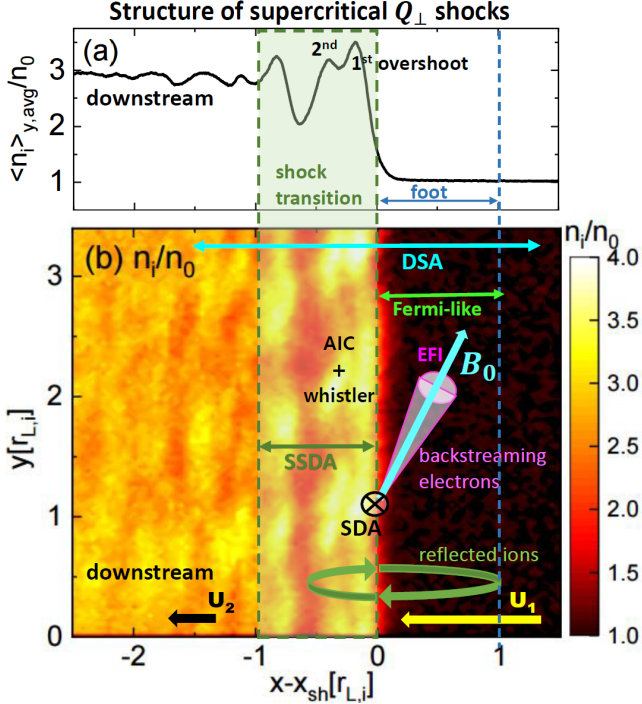


Figure 1. (a) Ion number density, $\langle n_i \rangle_{y, \text{avg}}/n_0$, averaged over the y -direction, normalized to the upstream ion number density, n_0 , for a supercritical Q_{\perp} -shock (M3.0 model). (b) Ion number density, $n_i(x, y)/n_0$, in the $x - y$ plane for the same model. 2D PIC simulation results are shown in the region of $-2.5 \leq (x - x_{\text{sh}})/r_{L,i} \leq 1.5$ at $\Omega_{ci}t \sim 32$, where x_{sh} is the shock position. The gyromotion of the reflected ions (green circular arrows) generates the overshoot/undershoot structure in the shock transition, while the backstreaming of the SDA-reflected electrons (magenta cone) induces the temperature anisotropy and the EFI in the shock foot. The colored arrows indicate the regions where DSA (cyan), SSDA (dark green), and Fermi-like acceleration (light green) operate. The labels for the three instabilities, AIC, whistler, and EFI, are placed in the regions where the respective instabilities are excited. During a SDA cycle, electrons drift in the negative z -direction (into the paper here) anti-parallel to the convection electric field $\vec{E}_{\text{conv}} = -(1/c)\vec{U}_1 \times \vec{B}_0$.

facilitate the electron preacceleration beyond the point where the Fermi-like acceleration saturates. However, it remains challenging to simulate the true electron injection to DSA beyond p_{inj} in these high- β shocks. The hybrid approach combined with test-particle electron calculations might provide a feasible solution (e.g., Trotta & Burgess 2019), although kinetic processes on electron scales are not properly emulated in such hybrid simulations.

In a separate paper, Kim et al. (2021) (KHRK2021, hereafter), we examine the properties of the microinstabilities due to the ion and electron temperature anisotropies by carrying out a linear stability analysis

for wide ranges of shock parameters. In addition, the predictions of the linear analysis are compared with 2D PIC simulations with the same set of parameters in a periodic domain. Below we refer to results from that work, when we interpret the properties of plasma waves in the shock transition zone.

This paper is organized as follows. In Section 2, we give a brief overview of the basic physics of Q_{\perp} -shocks. Section 3 describes the numerical details of PIC simulations, along with the definitions of various parameters. In Section 4, we present the simulation results, including the shock structures, instability analysis, power spectra of self-excited waves, and electron energy spectra. The dependence of our findings on various model parameters is also discussed in Section 4. A brief summary follows in Section 5.

2. BASIC PHYSICS OF Q_{\perp} -SHOCKS

The physics of kinetic plasma processes in collisionless, Q_{\perp} -shocks is complex. For comprehensive reviews, readers are referred to Balogh & Treumann (2013) and Krasnoselskikh et al. (2013). A brief overview of some key problems that are relevant for this study can be found in KRH2019.

The structures and ensuing excitation of microinstabilities are primarily governed by the dynamics of shock-reflected ions and electrons. Figure 1 illustrates the typical structures of a supercritical Q_{\perp} -shock: (1) the shock foot emerges due to the upstream gyration of reflected ions, and (2) overshoot/undershoot oscillations develop due to the downstream gyration of those reflected ions in the shock transition zone. The figure also depicts that the EFI is excited in the shock foot by the SDA-reflected electrons backstreaming along the background magnetic field (Guo et al. 2014b, KRH2019), whereas the AIC and whistler instabilities are excited along the first and second overshoots, leading to the shock surface rippling (Niemi et al. 2019; Trotta & Burgess 2019).

2.1. Shock Criticality

In Q_{\perp} -shocks, incoming ions are reflected mainly by the electrostatic potential drop at the shock ramp, whereas incoming electrons are reflected by the magnetic mirror force due to converged magnetic field lines. In the simplest theory, the shock criticality is directly related to ion reflection at the shock ramp when the downstream flow speed normal to the shock exceeds the downstream sound speed, which defines the condition for the so-called *fast first critical Mach number*, M_{F1}^* (Edmiston & Kennel 1984). In addition, there are a few varieties of critical Mach numbers, including the *second and third whistler critical Mach numbers*, which are related with the emission of dispersive whistler waves and

quasi-periodic shock-reformation (Krasnoselskikh et al. 2002; Oka et al. 2006). Obviously, these processes depend on the shock obliquity angle, θ_{Bn} , and the plasma β , because ion reflection is affected by anomalous resistivity and microinstabilities in the shock transition.

In Ha et al. (2018b) and KRH2019, examining the shock structure, energy spectra of ions and electrons, and self-excited waves in shock models with $M_s \approx 2-3$, it was suggested that, in high- β (~ 100) ICM plasmas, the first critical Mach number for ion reflection is $M_s^* \sim 2.3$ for both Q_{\parallel} and Q_{\perp} shocks, while the EFI critical Mach number for the excitation of the EFI is also $M_{\text{ef}}^* \sim 2.3$ for Q_{\perp} -shocks. These two critical Mach numbers are closely related, since the oscillations in the shock transition due to ion reflection enhance the magnetic mirror and electron reflection. The critical mach number M_s^* is higher than the fast first critical Mach number, $M_f^* \sim 1$, estimated for $\beta \sim 4$ by Edmiston & Kennel (1984) using the fluid description, in which kinetic processes such as wave excitations and wave-particle interactions were not accounted for.

Note that $M_A \gg M_s \approx M_f$ in $\beta \gg 1$ plasmas. In KRH2019, we argued that the critical Mach number for weak ICM shocks should be characterized with M_s , instead of M_A , since primarily the sonic Mach number controls both the shock electrostatic potential drop relevant for ion reflection and the magnetic field compression relevant for electron reflection.

In this work, we explore the shock criticality in terms of the shock surface rippling triggered by the AIC instability, using 2D PIC simulations with a transverse dimension large enough to include ion-scale fluctuations.

2.2. Fermi-like Preacceleration in Shock Foot

As discussed in the introduction, Guo et al. (2014a,b) demonstrated that thermal electrons could be preaccelerated via the Fermi-like acceleration in the foot of $M_s = 3$ shocks in $\beta = 20$ ICM plasmas. The key processes involved in this preacceleration include the following: (1) a fraction ($\sim 20\%$) of incoming thermal electrons are reflected and energized through SDA at the shock ramp, (2) the SDA-reflected electrons backstreaming along the background magnetic field generate oblique waves via the EFI due to the electron temperature anisotropy ($T_{e\parallel}/T_{e\perp} > 1$), and (3) some electrons are scattered back and forth between magnetic mirrors at the shock ramp and the EFI-driven upstream waves, gaining energy further through multiple SDA cycles. In the course of this Fermi-like acceleration, electrons stay in the upstream region of the shock, hence they are energized mainly through the gradient-drift along the motional electric field at the shock ramp. The authors

showed that this acceleration is effective for $\beta \gtrsim 20$ shocks, whereas the EFI is suppressed at low- β plasmas due to strong magnetization of electrons. Moreover, the EFI is known to be almost independent of the mass ratio, m_i/m_e .

Using the PIC simulations for Q_{\perp} -shocks with $M_s = 2-3$ and $\beta = 100$, KRH2019 found the following for shocks with $M_s \gtrsim 2.3$. (1) The fraction of reflected ions increases abruptly and overshoot/undershoot oscillations emerge in the shock transition. (2) The instability parameter for the EFI,

$$I_{\text{EFI}} \equiv 1 - \frac{T_{e\perp}}{T_{e\parallel}} - \frac{1.27}{\beta_{e\parallel}^{0.95}} > 0. \quad (1)$$

increases sharply, where $\beta_{e\parallel} = 8\pi n_e k_B T_{e\parallel} / B_0^2$ is the electron β parallel to the magnetic field. Also non-propagating oblique waves appear in the shock foot. (3) The upstream electron energy spectrum develops a suprathermal tail for $p \gtrsim 3p_{\text{th},e}$, where $p_{\text{th},e}$ is the post-shock thermal electron momentum. These features all imply that this Fermi-like acceleration could be effective only for supercritical Q_{\perp} -shocks with $M_s \gtrsim M_{\text{ef}}^* \sim 2.3$.

Considering that the Mach numbers of some observed radio relics, derived from radio and X-ray observations, seem to indicate the CR electron acceleration at subcritical shocks with $M_s \sim 1.5-2.3$ (e.g., van Weeren et al. 2019), KRH2019 argued that a full understanding of the origin of radio relics has yet to come.

Furthermore, analyzing self-excited waves in the shock foot, KRH2019 found that nonpropagating oblique waves with $\lambda \sim 15-20c/\omega_{pe}$ are dominantly excited, and that the scattering of electrons by those waves reduces the temperature anisotropy and stabilize the EFI. Thus, we suggested that the preacceleration of electrons by the Fermi-like acceleration involving multiple cycles of SDA may not proceed all the way to DSA in weak ICM shocks. This calls for additional mechanisms that could energize electrons beyond the point where the Fermi-like acceleration ceases to operate.

2.3. Stochastic Shock Drift Acceleration in Shock Transition

In the transition zone of supercritical Q_{\perp} -shocks, three kinds of microinstabilities could be excited (e.g. Guo et al. 2017; Katou & Amano 2019): (1) the AIC instability due to the ion temperature anisotropy ($\mathcal{A}_i \equiv T_{i\perp}/T_{i\parallel} > 1$) induced by the shock-reflected ions that are advected downstream; (2) the whistler instability due to the electron temperature anisotropy ($\mathcal{A}_e \equiv T_{e\perp}/T_{e\parallel} > 1$) induced by the magnetic field compression at the shock ramp; (3) the mirror instabilities due to $\mathcal{A}_i > 1$ and/or $\mathcal{A}_e > 1$. The AIC and whistler instabilities excite waves propagating predominantly in the direction

Table 1. Model Parameters for PIC Simulations

Model Name	M_s	M_A	u_0/c	θ_{Bn}	β	$T_{e1} = T_{i1}[\text{K}(\text{keV})]$	m_i/m_e	$L_x[c/\omega_{pe}]$	$L_y[c/\omega_{pe}]$	$\Delta x[c/\omega_{pe}]$	$t_{\text{end}}[\omega_{pe}^{-1}]$	$t_{\text{end}}[\Omega_{ci}^{-1}]$
M2.0	2.0	12.9	0.038	63°	50	$10^8(8.6)$	50	3200	310	0.1	4.2×10^4	32
M2.15	2.15	13.9	0.042	63°	50	$10^8(8.6)$	50	3200	310	0.1	4.2×10^4	32
M2.3	2.3	14.8	0.046	63°	50	$10^8(8.6)$	50	3200	310	0.1	4.2×10^4	32
M2.5	2.5	16.1	0.053	63°	50	$10^8(8.6)$	50	3200	310	0.1	4.2×10^4	32
M2.8	2.8	18.1	0.061	63°	50	$10^8(8.6)$	50	3200	310	0.1	4.2×10^4	32
M3.0	3.0	19.4	0.068	63°	50	$10^8(8.6)$	50	3200	310	0.1	4.2×10^4	32
M2.0-m100	2.0	12.9	0.027	63°	50	$10^8(8.6)$	100	2000	440	0.1	4.2×10^4	20
M2.3-m100	2.3	14.8	0.0325	63°	50	$10^8(8.6)$	100	2000	440	0.1	4.2×10^4	20
M3.0-m100	3.0	19.4	0.047	63°	50	$10^8(8.6)$	100	2000	440	0.1	4.2×10^4	20
M2.0- $\beta 20$	2.0	8.2	0.038	63°	20	$10^8(8.6)$	50	3200	200	0.1	2.6×10^4	32
M2.3- $\beta 20$	2.3	9.4	0.046	63°	20	$10^8(8.6)$	50	3200	200	0.1	2.6×10^4	32
M3.0- $\beta 20$	3.0	12.3	0.068	63°	20	$10^8(8.6)$	50	3200	200	0.1	2.6×10^4	32
M2.0- $\beta 100$	2.0	18.2	0.038	63°	100	$10^8(8.6)$	50	2000	440	0.1	3.0×10^4	20
M2.3- $\beta 100$	2.3	21.0	0.046	63°	100	$10^8(8.6)$	50	2000	440	0.1	3.0×10^4	20
M3.0- $\beta 100$	3.0	27.4	0.068	63°	100	$10^8(8.6)$	50	2000	440	0.1	3.0×10^4	20
M2.0- $\theta 53$	2.0	12.9	0.038	53°	50	$10^8(8.6)$	50	3200	310	0.1	4.2×10^4	32
M2.0- $\theta 73$	2.0	12.9	0.038	73°	50	$10^8(8.6)$	50	3200	310	0.1	4.2×10^4	32
M2.3- $\theta 53$	2.3	14.8	0.046	53°	50	$10^8(8.6)$	50	3200	310	0.1	4.2×10^4	32
M2.3- $\theta 73$	2.3	14.8	0.046	73°	50	$10^8(8.6)$	50	3200	310	0.1	4.2×10^4	32
M3.0- $\theta 53$	3.0	19.4	0.068	53°	50	$10^8(8.6)$	50	3200	310	0.1	4.2×10^4	32
M3.0- $\theta 73$	3.0	19.4	0.068	73°	50	$10^8(8.6)$	50	4000	310	0.1	6.6×10^4	50

parallel to the background magnetic field, while the mirror instabilities induce nonpropagating oblique waves.

Katou & Amano (2019) proposed that the electron preacceleration via SDA could be extended by stochastic pitch-angle scattering off these multi-scale waves, because electrons are trapped much longer in the shock transition zone. They coined the term “stochastic shock drift acceleration (SSDA)” for such acceleration. Then, Niemiec et al. (2019) performed a 2D PIC simulation for $M_s = 3$ shock with $\beta = 5$, $\theta_{Bn} = 75^\circ$ and $m_i/m_e = 100$. They observed the emergence of shock surface rippling, accompanied by the plasma waves driven by the three kinds of instabilities in the shock transition, as well as the EFI-driven oblique waves in the shock foot. They also saw the development of suprathermal tails in both the upstream and downstream energy spectra of electrons that extend slightly beyond p_{inj} by the end of their simulations.

Furthermore, Trotta & Burgess (2019) performed 2D and 3D hybrid simulations with test-particle electrons for Q_\perp -shocks with $M_s = 2.9 - 6.6$, $\beta \approx 1$, and $\theta_{Bn} = 80^\circ - 87^\circ$. In typical hybrid simulations, ions are treated kinetically, while electrons are treated as a charge-neutralizing fluid. So this type of simulations cannot properly capture electron-driven instabilities. With that caveat, they observed that shock surface fluctuations develop on ion scales, and that the test-particles electrons could be preaccelerated well beyond p_{inj} at supercritical shocks with the Alfvénic Mach number greater than the

critical Mach number, $M_{A,crit} \approx 3.5$. Note that they considered $\beta \approx 1$ shocks, so $M_{s,crit} \approx M_{A,crit}$.

3. NUMERICAL SETUP FOR PIC SIMULATIONS

The numerical code and setup for PIC simulations are the same as those adopted in KRH2019, except that here the 2D simulation domain in unit of $r_{L,i}$ is about 8 times larger in the transverse direction. TRISTAN-MP code in 2D planar geometry is used (Buneman 1993; Spitkovsky 2005). An ion-electron plasma with Maxwell distributions moves with the bulk velocity $\mathbf{u}_0 = -u_0 \hat{\mathbf{x}}$ toward a reflecting wall at the leftmost boundary ($x = 0$), so a shock propagates toward the $+\hat{\mathbf{x}}$ direction. A uniform background magnetic field, \mathbf{B}_0 , lies in the x - y plane (shock coplanarity plane), and the angle between \mathbf{B}_0 and the shock normal is the shock obliquity angle, θ_{Bn} . When \mathbf{B}_0 is perpendicular to the simulation plane, the parallel propagating modes such as AIC waves are known to be suppressed (Burgess & Scholer 2007). So we focus on the ‘in-plane’ magnetic field configuration in this study. In addition, to insure the zero initial electric field in the flow frame, the initial electric field is set to $\mathbf{E}_0 = -\mathbf{u}_0/c \times \mathbf{B}_0$ along the $+\hat{\mathbf{z}}$ direction in the simulation frame.

The incoming plasma is specified by the following parameters relevant for the ICM: $n_{i0} = n_{e0} = 10^{-4} \text{ cm}^{-3}$, $k_B T_{i0} = k_B T_{e0} = 8.6 \text{ keV}$, and $\beta = 20 - 100$. The magnetic field strength of the incoming flow is given by $B_0 = \sqrt{8\pi k_B (n_{i0} T_{i0} + n_{e0} T_{e0})}/\beta$. Reduced ion-to-electron mass ratios, $m_i/m_e = 50 - 100$, are used due

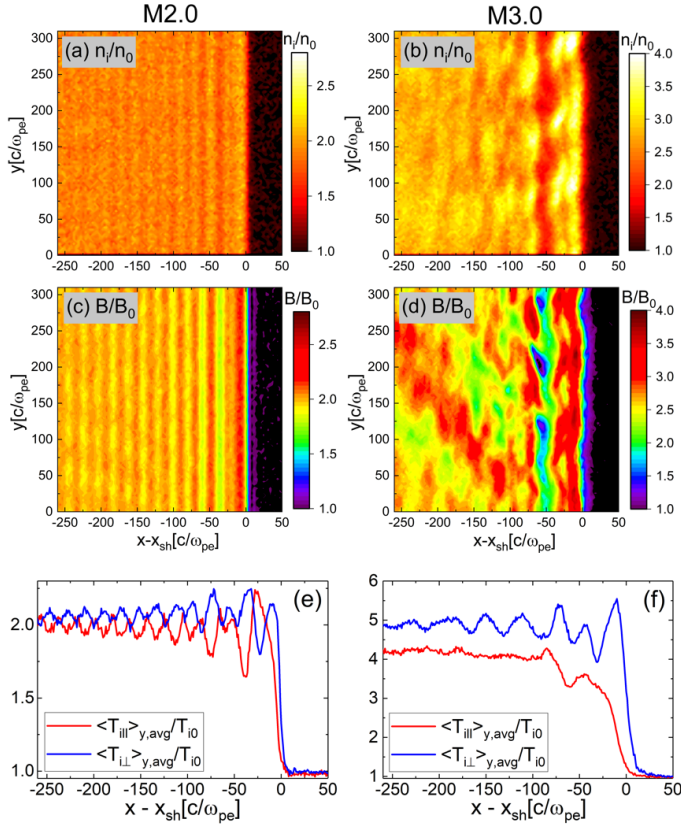


Figure 2. Shock structure in the M2.0 and M3.0 models in the region of $-260 \leq (x - x_{\text{sh}})\omega_{\text{pe}}/c \leq 50$ at $\Omega_{\text{ci}}t \sim 32$. Panels (a)-(b) show the ion number density, n_i/n_0 . Panels (c)-(d) show the magnetic field strength, B/B_0 . Panels (e)-(f) show the ion temperature, $\langle T_{\parallel} \rangle_{y,\text{avg}}/T_{i0}$ (red), and $\langle T_{\perp} \rangle_{y,\text{avg}}/T_{i0}$ (blue), averaged over the y -direction.

to the limitation of available computational resources (where $m_e c^2 = 0.511$ MeV). Then, the sound speed of the incoming plasma is defined as $c_{s0} = \sqrt{2\Gamma k_B T_{i0}/m_i}$ (where $\Gamma = 5/3$ is the adiabatic index), while the Alfvén speed becomes $v_{A0} \approx B_0/\sqrt{4\pi n_{i0} m_i}$ in the upstream region.

In weakly magnetized plasmas, the sonic Mach number of the shock induced in such a setup can be estimated as

$$M_s \equiv \frac{u_{\text{sh}}}{c_{s0}} \approx \frac{u_0}{c_{s0}} \frac{r}{r-1}, \quad (2)$$

where $r = (\Gamma + 1)/(\Gamma - 1 + 2/M_s^2)$ is the Rankine-Hugoniot compression ratio across the shock. Then, the Alfvén Mach number of the shock can be calculated as $M_A \equiv u_{\text{sh}}/v_{A0} \approx \sqrt{\Gamma\beta/2} \cdot M_s$. In addition, the fast Mach number is defined as $M_f \equiv u_{\text{sh}}/v_{f0}$, where $v_{f0}^2 = \{(c_{s0}^2 + v_{A0}^2) + [(c_{s0}^2 + v_{A0}^2)^2 - 4c_{s0}^2 v_{A0}^2 \cos^2 \theta_{\text{Bn}}]^{1/2}\}/2$. In the limit of high β (i.e., $c_{s0} \gg v_{A0}$), $M_f \approx M_s$.

These model parameters are given in Table 1. Models with different M_s are named with the combination of the letter “M” and sonic Mach numbers (e.g., the M3.0

model has $M_s = 3.0$). Six models, M2.0-M3.0, in the top group represent our ‘fiducial’ models with $\beta = 50$, $\theta_{\text{Bn}} = 63^\circ$, and $m_i/m_e = 50$. Models with the parameters different from the fiducial values have the names that are appended by a character for the specific parameter and its value. For example, the M3.0-m100 model has $m_i/m_e = 100$, while the M3.0- $\theta 53$ model has $\theta_{\text{Bn}} = 53^\circ$.

In PIC simulations, kinetic plasma processes for different species are followed on different length scales, the electron skin depth, c/ω_{pe} , and the ion skin depth, c/ω_{pi} . Here, $\omega_{\text{pe}} = \sqrt{4\pi e^2 n_e/m_e}$ and $\omega_{\text{pi}} = \sqrt{4\pi e^2 n_i/m_i}$ are the electron and ion plasma frequencies, respectively. On the other hand, the shock structure, which is governed by the ion dynamics, evolves in the timescales of the ion gyration period, $\Omega_{\text{ci}}^{-1} = m_i c/eB_0 \propto m_i \sqrt{\beta}$, and varies on the length scales of the Larmor radius for incoming ions, $r_{\text{L},i} \equiv u_0/\Omega_{\text{ci}} \approx 91(c/\omega_{\text{pe}}) \cdot (M_s/3)\sqrt{\beta/50}\sqrt{(m_i/m_e)/50}$.

The simulation results are presented mainly in unit of the electron skin depth, c/ω_{pe} , defined with the incoming electron density n_{e0} . In addition, ion scales, c/ω_{pi} , Ω_{ci} and $r_{\text{L},i}$, defined with n_{i0} , B_0 and u_0 , are also used when appropriate.

Table 1 lists the size of the 2D simulation domain, L_x and L_y , in the 9th and 10th columns, respectively. In the M3.0 model, for example, the transverse dimension is $L_y = 310c/\omega_{\text{pe}} \approx 3.4r_{\text{L},i}$. All the simulations have the spatial resolution of $\Delta x = \Delta y = 0.1c/\omega_{\text{pe}}$ and include 32 particles (16 per species) per cell. The end of simulation time, t_{end} , is given in the 12th and 13th columns. The time step is $\Delta t = 0.045\omega_{\text{pe}}^{-1}$.

4. RESULTS

4.1. Shock Criticality and Surface Rippling

To understand the shock structures, we first look at the 2D spatial distributions of the ion number density and magnetic field strength for the M2.0 (subcritical) and M3.0 (supercritical) models in Figure 2(a)-(d). In the M3.0 model, overshoot/undershoot oscillations develop and ripples appear in the shock transition zone along the shock surface, while the overall shock structure is relatively smooth in the M2.0 model. Panels (e) and (f) of Figure 2 show that the ion temperature anisotropy, $\mathcal{A}_i > 1$, is generated in the shock transition due to the shock-reflected ions in the M3.0 model, while $\mathcal{A}_i \approx 1$ due to inefficient ion reflection in the M2.0 model.

Based on the findings of KHRK2021 and previous studies (e.g., Lowe & Burgess 2003; Matsukiyo & Matsumoto 2015; Niemiec et al. 2019; Trotta & Burgess 2019, and references therein), we interpret that the ripples along the shock surface are induced by the AIC in-

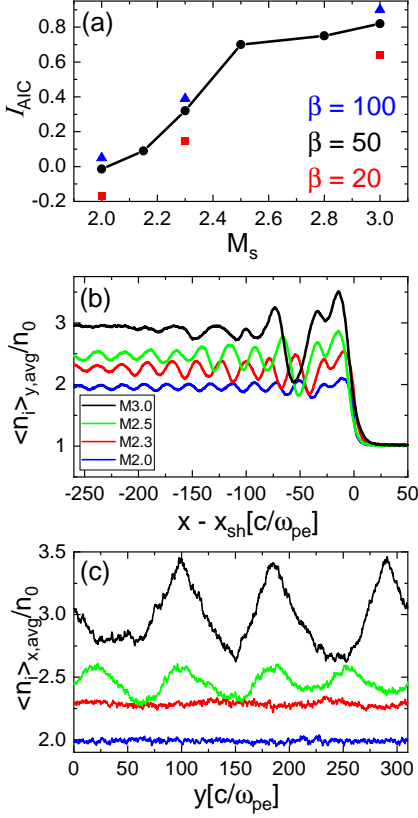


Figure 3. (a) Instability parameter, I_{AIC} , in Equation (3), estimated using the mean temperature and plasma beta, $\langle T_{i\perp} \rangle$, $\langle T_{i\parallel} \rangle$ and $\langle \beta_{i\parallel} \rangle$, in the region of $(x - x_{\text{sh}})\omega_{\text{pe}}/c = [-50, 0]$ and $y\omega_{\text{pe}}/c = [0, 310]$. The results for the fiducial models with $\beta = 50$ are shown by the black circles connected with the black line, while the models with $\beta = 100$ and 20 are presented by the blue triangles and red squares, respectively. (b) Ion number density, $\langle n_i \rangle_{y,\text{avg}}(x)$, averaged for $y\omega_{\text{pe}}/c = [0, 310]$. (c) Ion number density, $\langle n_i \rangle_{x,\text{avg}}(y)$, averaged for $(x - x_{\text{sh}})\omega_{\text{pe}}/c = [-50, 0]$. For all the quantities, the simulation results at $\Omega_{\text{ci}}t \sim 32$ are used.

stability. In particular, the characteristic length of the ripples is $\lambda_{\text{ripple}} \sim 100c/\omega_{\text{pe}} \sim 14c/\omega_{\text{pi}}$ for the fiducial M3.0 model, which is consistent with the wavelength of the AIC-driven waves with the maximum growth rate (i.e., $\lambda_{\text{AIC}} \sim 18c/\omega_{\text{pi}}$). In addition, the rippling waves propagate along the shock surface with the Alfvén speed in the shock overshoot, $v_{\text{A,os}} = B_{\text{os}}/\sqrt{4\pi n_{\text{os}} m_i} \sim 0.009c$, where B_{os} and n_{os} are the magnetic field strength and the ion number density of the shock overshoot, respectively. Hence, we regard that the rippling waves have the characteristics of the waves driven by the AIC instability (Lowe & Burgess 2003).

Using both linear theory and hybrid simulations, Gary et al. (1997) presented the instability condition for the

AIC instability:

$$I_{\text{AIC}} = \frac{T_{i\perp}}{T_{i\parallel}} - 1 - \frac{S_p}{\beta_{i\parallel}^{\alpha_p}} > 0, \quad (3)$$

where $\beta_{i\parallel} = 8\pi n_i k_B T_{i\parallel}/B_0^2$ is the ion β parallel to the magnetic field. The fitting parameters are $\alpha_p \approx 0.72$ and $S_p \approx 1.6$ for $\beta_{i\parallel} \approx 5 - 50$ (see their Figure 8). This condition signifies that the AIC instability tends to be stabilized at lower $\beta_{i\parallel}$ due to the stronger magnetization of ions. For a given value of $\beta_{i\parallel}$, the AIC growth rate increases with increasing \mathcal{A}_i , which in turn depends on the fraction of reflected ions. Since the ion temperature anisotropy is higher at stronger shocks, the transition zone is expected to be more unstable against the AIC instability in shocks with higher M_s .

Here, using the simulation results for the anisotropy \mathcal{A}_i , we calculate the instability parameter, I_{AIC} , which is shown in Figure 3(a). For $M_s = 2$, $I_{\text{AIC}} \lesssim 0$, so the AIC instability is stable, which is consistent with the smooth shock structure shown in Figure 2. The instability parameter increases steeply around $M_s \sim 2.2 - 2.4$. Considering also the simulation results described in the next section, we suggest that the critical Mach number to trigger the AIC instability is $M_{\text{AIC}}^* \approx 2.3$ in these high- β shocks. We note that this is similar to the critical Mach number for ion reflection, M_s^* , reported in KRH2019, because the AIC instability is triggered by the shock-reflected ions.

As can be inferred from Equation (3), Figure 3(a) shows that with similar anisotropy \mathcal{A}_i 's, I_{AIC} decreases as β decreases from 100 (blue triangles) to 20 (red squares) owing to stronger magnetization at lower β . Thus, we expect that the AIC critical Mach number would be somewhat higher at lower- β shocks. For example, Hellinger & Mangeney (1997) estimated $M_{\text{AIC}}^* \sim 4$ for $\beta \approx 1$, using hybrid simulations. Trotta & Burgess (2019) obtained a similar value, $M_{\text{AIC}}^* \sim 3.5$ also for $\beta \approx 1$, as mentioned before.

Figure 3(b) shows the y -averaged ion number density profile, $\langle n_i \rangle_{y,\text{avg}}(x)$, for the models with $M_s = 2 - 3$. It demonstrates that the shock becomes supercritical for $M_s \gtrsim 2.3$, developing substantial overshoot/undershoot oscillations in the shock transition. Figure 3(c), on the other hand, shows the ion number density profile, $\langle n_i \rangle_{x,\text{avg}}(y)$, averaged over the shock transition zone in the x direction, along the y axis (parallel to the shock surface) for the same four models. The mean wavelengths of the shock surface ripples are $\lambda \approx 95c/\omega_{\text{pe}} \sim r_{\text{L},i}$ for the M3.0 model (black), while $\lambda \approx 75c/\omega_{\text{pe}} \sim r_{\text{L},i}$ for the M2.5 model (green). Note that here the Larmor radius of incoming ions, $r_{\text{L},i} \propto u_0 \propto M_s$, scales approximately with the shock Mach number. The vari-

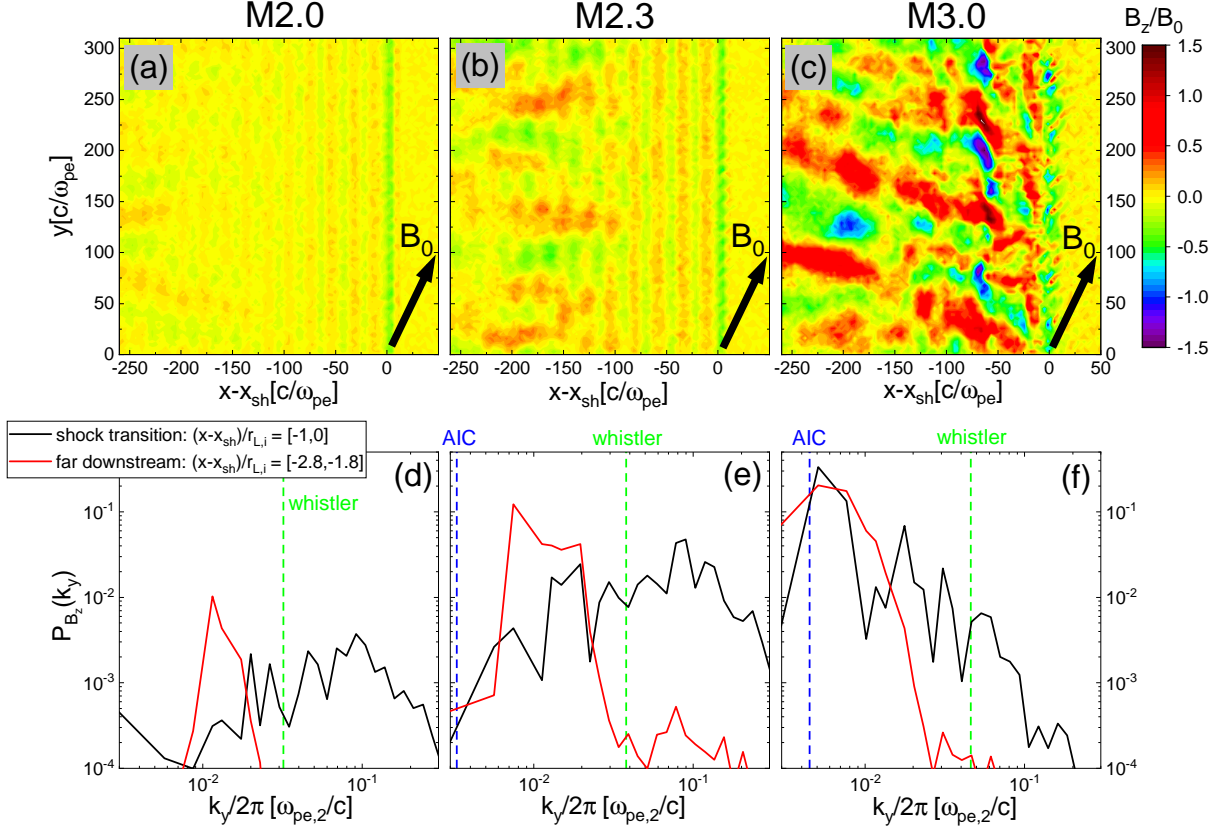


Figure 4. (a)-(c) Magnetic field fluctuations, B_z/B_0 , in the region of $(x-x_{sh})\omega_{pe}/c = [-260, +50]$ at $\Omega_{ci}t \sim 32$ for the fiducial models with $M_s = 2, 2.3$, and 3 . The black arrows indicate the direction of the upstream magnetic field, \mathbf{B}_0 . (d)-(f) Magnetic power spectrum, $P_{B_z}(k_y) \propto (k_y/2\pi)(\delta B_z(k_y)^2/B_0^2)$, is calculated for the shock transition region of $(x-x_{sh})/r_{L,i} \approx [-1.0, 0.0]$ (black) and the far downstream region of $(x-x_{sh})/r_{L,i} \approx [-2.8, -1.8]$ (red) at $\Omega_{ci}t \sim 32$. For these models, $r_{L,i} \equiv u_0/\Omega_{ci} \approx 91(c/\omega_{pe}) \cdot (M_s/3)\sqrt{\beta/50}\sqrt{(m_i/m_e)/50}$. Note that here the wavenumber k_y is normalized with the downstream electron skin depth, $\omega_{pe,2} \approx \sqrt{r}\omega_{pe}$. The blue and green vertical lines denote the wavenumbers with the maximum growth rate for the AIC and whistler instabilities, respectively.

ation of $\langle n_i \rangle_{x,avg}$ along the shock surface is insignificant for $M_s \lesssim 2.3$.

4.2. Plasma Waves in Shock Transition

As discussed in Section 2.3, in the shock transition region of supercritical shocks, the ion temperature anisotropy (\mathcal{A}_i) can trigger the AIC instability and ion-mirror instability, while the electron temperature anisotropy (\mathcal{A}_e) can induce the whistler instability and electron-mirror instability. Due to the large mass ratio, typically electron-driven waves grow much faster on much smaller scales, compared to ion-driven waves.

According to the linear analysis in KHRK2021, for the model parameters relevant for the fiducial M3.0 model, i.e., $\mathcal{A}_i \approx 2.0$, $\mathcal{A}_e \approx 1.2$, $\beta = 50$, and $m_i/m_e = 50$, the maximum growth rates for the whistler, electron-mirror, AIC and ion-mirror instabilities are $\gamma_{WI} \approx 0.18\Omega_{ce}$, $\gamma_{EM} \approx 0.045\Omega_{ce}$, $\gamma_{AIC} \approx 0.44\Omega_{ci}$, and $\gamma_{IM} \approx 0.33\Omega_{ci}$, respectively. So the growth rates of the four instabi-

ties have the following order:

$$\gamma_{WI} \gg \gamma_{EM} \gg \gamma_{AIC} > \gamma_{IM}. \quad (4)$$

The growth time scales of the instabilities, $\tau_{inst} \equiv 1/\gamma_{inst}$, expressed in units of Ω_{ci}^{-1} , are $\tau_{WI} \approx 0.11$, $\tau_{EM} \approx 0.44$, $\tau_{AIC} \approx 2.3$, and $\tau_{IM} \approx 3.0$ for the M3.0 model. Hence, the whistler waves appear earlier along the first overshoot immediately downstream of the shock ramp, while the AIC-driven waves develop much later throughout the shock transition region as ripples along the shock surface.

For the fiducial M2.0 model with $\mathcal{A}_i \approx 1.2$, $\mathcal{A}_e \approx 1.1$, $\beta = 50$, and $m_i/m_e = 50$, by contrast, the linear analysis estimates that $\gamma_{WI} \approx 0.026\Omega_{ce}$, $\gamma_{EM} \approx 0.0058\Omega_{ce}$, and $\gamma_{IM} \approx 0.018\Omega_{ci}$, while the AIC instability is stable. So electron-scale waves could be excited mainly by the whistler instability, regardless of M_s or the shock criticality. Also note that ion-scale fluctuations could be

induced rather weakly by the ion-mirror instability even in subcritical shocks.

The self-excited magnetic field structures, B_z/B_0 , for three shock models are shown in Figure 4(a)-(c). In the M3.0 model, we observe multi-scale waves with the wavelengths ranging from electron to ion scales in the shock transition region, $(x - x_{\text{sh}})/r_{\text{L},i} \approx [-1, 0]$. As indicated by Equation (4), in this supercritical shock we expect that ion-scale fluctuations are induced dominantly by the AIC instability, while electron-scale waves are induced mainly by the whistler instability. In Figure 4(c) we can identify such AIC-driven waves propagating mainly in the direction parallel to \mathbf{B}_0 . In the M2.0 model shown in Figure 4(a), by contrast, primarily electron-scale waves with small amplitudes are observed in the shock transition, while weak oblique waves probably due to the ion-mirror instability appear in the far downstream region.

The black lines in Figure 4(d)-(f) show the magnetic power spectra, P_{B_z} , in the shock transition region shown in the upper panels (a)-(c). In the M3.0 model, P_{B_z} indicates the presence of multi-scale waves in the wide range of wavenumbers, $k_y/2\pi \sim [0.005 - 0.05]\omega_{\text{pe},2}/c$, corresponding to $\lambda \sim [20 - 200]c/\omega_{\text{pe},2} \sim [11.5 - 115]c/\omega_{\text{pe}}$ ¹. In particular, the wavelength of the ion-scale waves driven by the AIC instability, $\lambda \sim 166c/\omega_{\text{pe},2} \sim 96c/\omega_{\text{pe}}$, is similar to the size of shock surface ripples, λ_{ripple} , as shown in Figure 2. P_{B_z} shows substantial powers also on the electron-scale waves with $k_y/2\pi \sim 0.05\omega_{\text{pe},2}/c$ ($\lambda \sim 20c/\omega_{\text{pe},2} \sim 11.5c/\omega_{\text{pe}}$) driven by the whistler instability. In the M2.3 model, the electron-scale waves are relatively more dominant than the ion-scale waves. In contrast to those supercritical cases, the ion-scale waves are almost not induced in the subcritical M2.0 model. These results are consistent with the fact that multi-scale plasma waves can be triggered by the AIC instability only in supercritical shocks with $M_s \gtrsim 2.3$.

The plasma waves induced in the shock transition undergo nonlinear evolution, while being advected further downstream. In order to investigate such nonlinear evolution, we also show P_{B_z} (red lines) in the far downstream region of $(x - x_{\text{sh}})\omega_{\text{pe}}/c = [-250, -160]$ in Figure 4(d)-(f). A few points are noted: (1) The whistler waves are excited in the transition region immediately behind the ramp, and then undergo rapid damping via electron scattering, leading to the reduction of \mathcal{A}_e in the far

¹ Here, the wavenumber k_y is given in terms of the downstream electron skin depth, $\omega_{\text{pe},2} \approx \sqrt{r}\omega_{\text{pe}}$, since the properties of the excited waves are determined by the local parameters in the shock transition zone.

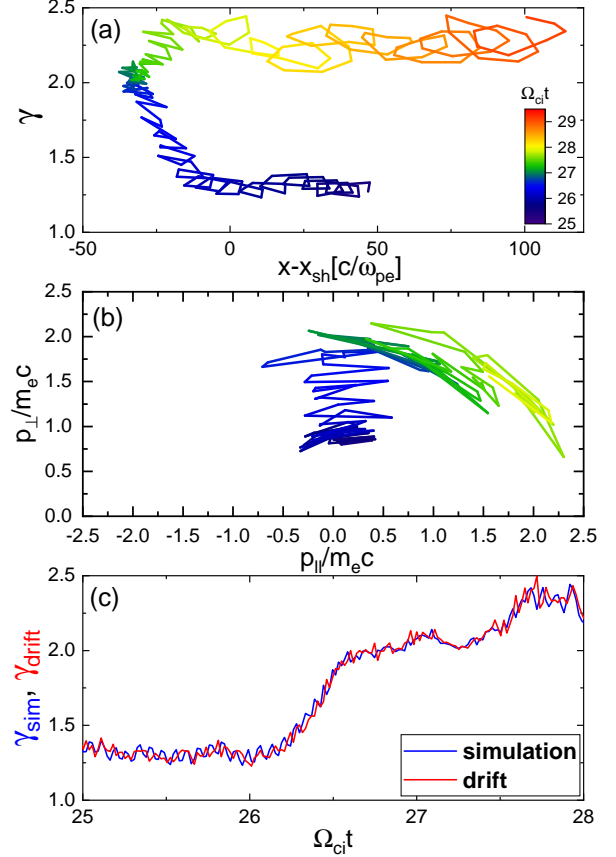


Figure 5. (a) Trajectory of a selected electron with respect to the shock location during $\Omega_{\text{ci}} t \sim 25 - 29.5$, taken from the M3.0 model simulation. (b) Corresponding trajectory of the same electron in the $p_{\parallel} - p_{\perp}$ momentum space. (c) The blue line shows the evolution of the Lorentz factor, γ_{sim} , in the simulation frame during $\Omega_{\text{ci}} t \sim 25 - 28$, while the red line shows the energy gain, $\gamma_{\text{drift}} = -(e/m_e c^2) \int E_z dz$, estimated using the motional electric field in the shock transition zone.

downstream region. So the magnetic power of electron-scale waves is significantly reduced there as well. (2) In supercritical shocks, ion-scale waves remain relatively substantial in the far downstream, even after experiencing nonlinear evolution. (3) In subcritical shocks, a small amount of ion temperature anisotropy could excite nonpropagating, oblique waves via the ion-mirror instability in the far downstream region, which can be seen in panels (a) and (d) of Figure 4.

4.3. Electron Preacceleration via SSDA

To understand the preacceleration mechanism in our simulations, we examine how electrons gain energy in the M3.0 model shock. Figure 5 shows the trajectory of one selected electron that gains energy via the SSDA. During $\Omega_{\text{ci}} t \approx 26 - 28$, from blue to green in panel (a), it is confined in the region of $(x - x_{\text{sh}})\omega_{\text{pe}}/c = [-50, 0]$,

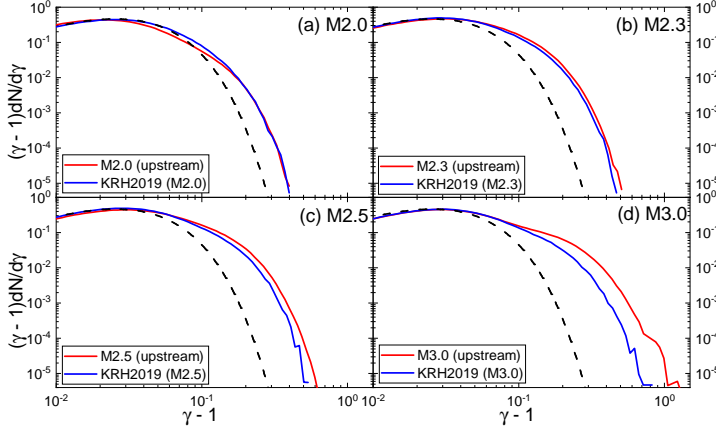


Figure 6. Upstream electron energy spectra (red solid lines) at $\Omega_{ci}t \sim 32$ in the fiducial models with $M_s = 2 - 3$. The spectra are taken from the region of $(x - x_{sh})/r_{L,i} = [0, +1]$ and the black dashed lines show the Maxwellian distributions in the upstream. The blue solid lines show the upstream electron energy spectra at $\Omega_{ci}t \sim 30$, taken from KRH2019, in which the simulation domain, $L_y/r_{L,i}$, is about 8 times smaller than that of the simulations in this study.

while undergoing stochastic pitch-angle scattering as can be seen in panel (b). The duration of this confinement is longer than the acceleration time of a single SDA cycle ($\sim \Omega_{ci}^{-1}$). Panel (c) compares the variation of the Lorentz factor in the simulation (blue line) with the energy gain of $\gamma_{\text{drift}} = -(e/m_e c^2) \int E_z dz$ (red line), which is expected to accumulate from the drift along the motional electric field in the shock transition zone. We confirm that the preacceleration realized in the simulated shock is consistent with the SSDA mechanism proposed by previous studies (Katou & Amano 2019; Niemiec et al. 2019). Although electrons can be energized by both the Fermi-like acceleration and SSDA, the most energetic electrons are produced mainly by the SSDA.

In KRH2019, the 2D simulation domain was too small in the transverse direction to include the emergence of the shock surface rippling via the AIC instability. As a result, the SDA-reflected electrons gain energy only through the Fermi-like acceleration in that study. Figure 6 compares the upstream electron energy spectra in the fiducial models of the current study (red) with the corresponding spectra reported in KRH2019 (blue). The figure clearly demonstrates that in the case of supercritical shocks, through the SSDA, electrons can be accelerated further to higher energies in the new simulations than in the simulations of KRH2019. In subcritical shocks, on the other hand, the AIC instability is not triggered and the ensuing SSDA does not occur even in the new simulations with a larger simulation domain.

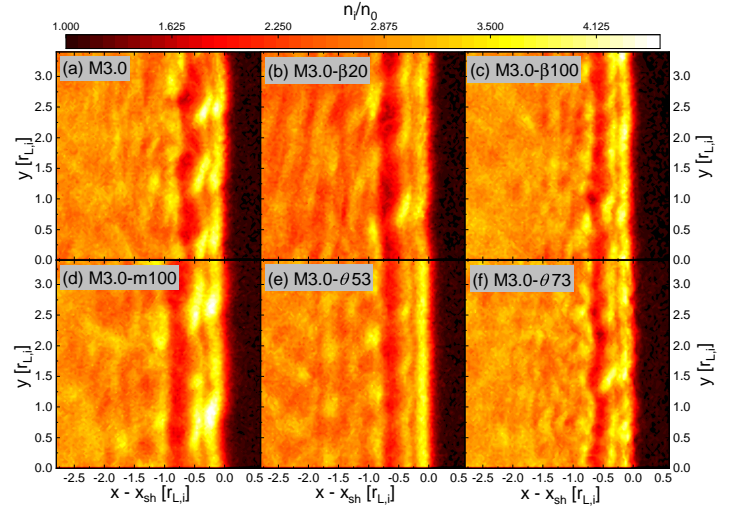


Figure 7. Ion number density, $n_i(x, y)/n_0$, in the region of $(x - x_{sh})/r_{L,i} = [-2.8, 0.6]$ and $y/r_{L,i} = [0, 3.4]$ at $\Omega_{ci}t \sim 20$ in the six models with different values of β , m_i/m_e , and θ_{Bn} . The fiducial model M3.0 has $M_s = 3$, $\beta = 50$, $m_i/m_e = 50$, and $\theta_{Bn} = 63^\circ$. See Table 1 for the parameters of other models.

The PIC simulation of a $\beta \approx 5$ shock by Niemiec et al. (2019) and the hybrid simulations of $\beta \approx 1$ shocks by Trotta & Burgess (2019) showed that electrons could be preaccelerated well above the injection momentum through the SSDA in supercritical shocks. In Figure 6(d), however, the electron energy spectra even in the new simulations (red) have been extended to the energies below the injection momentum ($\gamma_{\text{inj}} \sim 7$). This is because the required computational resources for the PIC simulations of such high- β shocks are quite demanding. In fact, simulating electron energization all the way to injection to DSA in $\beta \approx 100$ shocks would require much larger simulation domains and much longer simulation times.

4.4. Dependence on the Model Parameters

In this section, we examine how our findings depend on the simulation parameters such as β , m_i/m_e and θ_{Bn} . According to our linear analysis, for shocks with $M_s = 3$, the wavelength with the maximum growth rate ranges $\lambda_{\text{AIC}} \sim 12 - 24c/\omega_{pi}$ for $\beta = 20 - 100$, while λ_{AIC} is almost independent of the mass ratio, m_i/m_e (see KHRK2021). First, we compare the ion density distributions in the six $M_s = 3$ models with different parameters in Figure 7. Several points are noted: (1) For all the models, the length scale of induced ripples ranges $\lambda \sim 1 - 1.5r_{L,i}$ ($\sim 14 - 21c/\omega_{pi}$), which is in a good agreement with the linear analysis. (2) Comparing the three models with different β in the upper panels, we see some traces of ion-scale ripples linger further downstream in the $\beta = 20$ case, whereas they are mostly

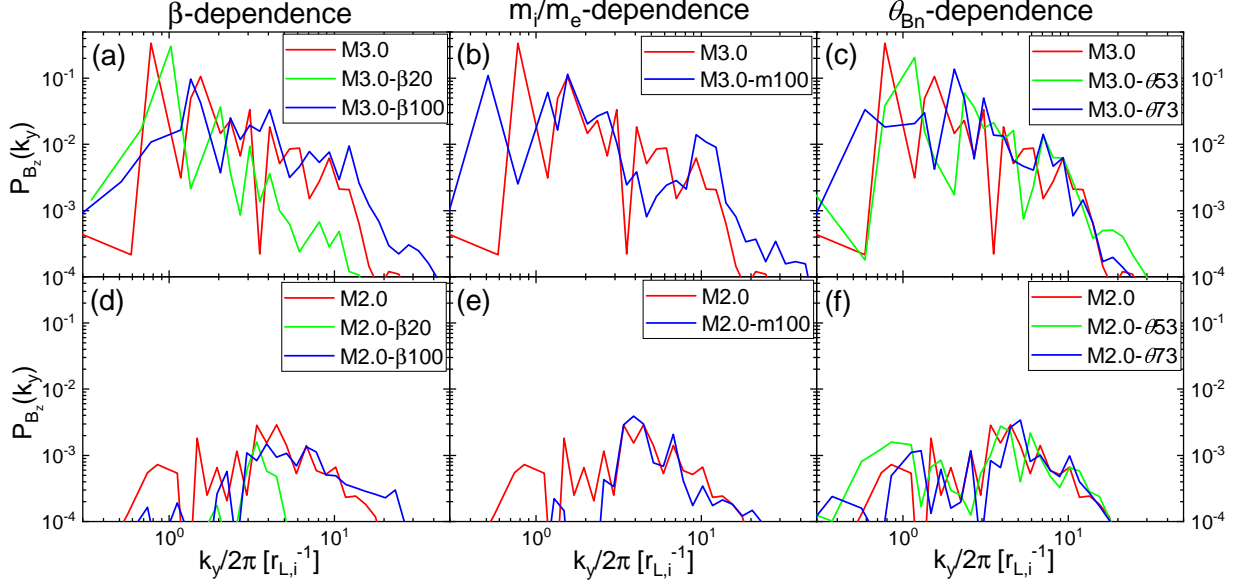


Figure 8. Magnetic power spectra, $P_{B_z}(k_y) \propto (k_y/2\pi)(\delta B_z(k_y)^2/B_0^2)$, for the M3.0 models (upper panels) and the M2.0 models (lower panels) with various simulation parameters in the region of $(x - x_{sh})/r_{L,i} = [-1.0, 0.0]$ at $\Omega_{cit} \sim 20$. In the fiducial M2.0 and M3.0 models, $M_s = 3$, $\beta = 50$, $m_i/m_e = 50$, and $\theta_{Bn} = 63^\circ$. See Table 1 for the parameters of other models. Note that here the wavenumber k_y is normalized with the Larmor radius for incoming ions, $r_{L,i} \approx 91(c/\omega_{pe}) \cdot (M_s/3)\sqrt{\beta/50}\sqrt{(m_i/m_e)/50}$.

erased by the thermal motions in the $\beta = 100$ case. (3) Comparing the three models with different θ_{Bn} , we find that the shock surface in the model with $\theta_{Bn} = 73^\circ$ is relatively more unstable than that of the model with $\theta_{Bn} = 53^\circ$. This is mainly because the motional electric field is stronger for higher θ_{Bn} , and so the SDA-reflected ions are more energetic. (4) The AIC instability is insensitive to m_i/m_e , so the two models with $m_i/m_e = 50$ and 100 produce similar results.

Figure 8 compares the magnetic field power spectra for the M3.0 and M2.0 models with different values of β , m_i/m_e and θ_{Bn} . In all the models with $M_s = 3$ (upper panels), multi-scale waves in the range of $k_y r_{L,i}/2\pi \sim [0.7-10]$ ($\lambda \sim [0.1-1.5]r_{L,i}$) are induced for the considered ranges of the simulation parameters. In all the models with $M_s = 2$ (lower panels), by contrast, mainly electron-scale waves are excited, as expected.

In Figure 9, we examine the upstream electron energy spectra for the same set of models shown in Figure 8. The figure shows that the preacceleration depends only weakly on β and m_i/m_e , while it is more efficient with larger θ_{Bn} due to the stronger motional electric field. In the M3.0- $\theta 73$ model, in which the simulation was carried out for a longer time, $\Omega_{cit} \sim 50$ (magenta line in Figure 9(c)), some of the most energetic electrons were accelerated to $p_{inj} \sim 3p_{th,i}$ ($\gamma_{inj} \sim 7$). This implies that the preacceleration via the SSDA could be a feasible mechanism for electron injection to the full DSA process in high- β supercritical shocks, as previously shown in Niemiec et al. (2019) and Trotta & Burgess (2019). In

all the models with $M_s = 2$, however, the energy spectra seem consistent with the single SDA cycle (e.g., Guo et al. 2014b), and neither the Fermi-like acceleration nor the SSDA are effective.

Based on the results described in this section, we conclude that the preacceleration of electrons and the shock criticality are independent of m_i/m_e , but depend somewhat weakly on β ($\approx 20 - 100$) for the ranges of values considered here. Furthermore, the preacceleration would be more effective at larger θ_{Bn} , as long as the shock parameters satisfy the subluminal condition, i.e., $\theta_{Bn} \leq \arccos(u_{sh}/c)$ (see KRH2019).

5. SUMMARY

In supercritical Q_\perp -shocks, a substantial fraction of incoming ions and electrons are reflected at the shock ramp (e.g. Krasnoselskikh et al. 2013). The gyromotion of the reflected ions in the immediate upstream and downstream of the shock ramp generates the foot and the transition structures, respectively (see Figure 1). The reflected electrons backstreaming along the background magnetic field can experience the Fermi-like acceleration in the shock foot (Guo et al. 2014a,b; Kang et al. 2019), whereas the downstream advected electrons may undergo the SSDA in the shock transition (Katou & Amano 2019; Niemiec et al. 2019). In both the acceleration mechanisms, the primary energy source is the gradient drift along the motional electric field in the shock transition. In the Fermi-like acceleration, electrons are scattered back and forth between the shock ramp and

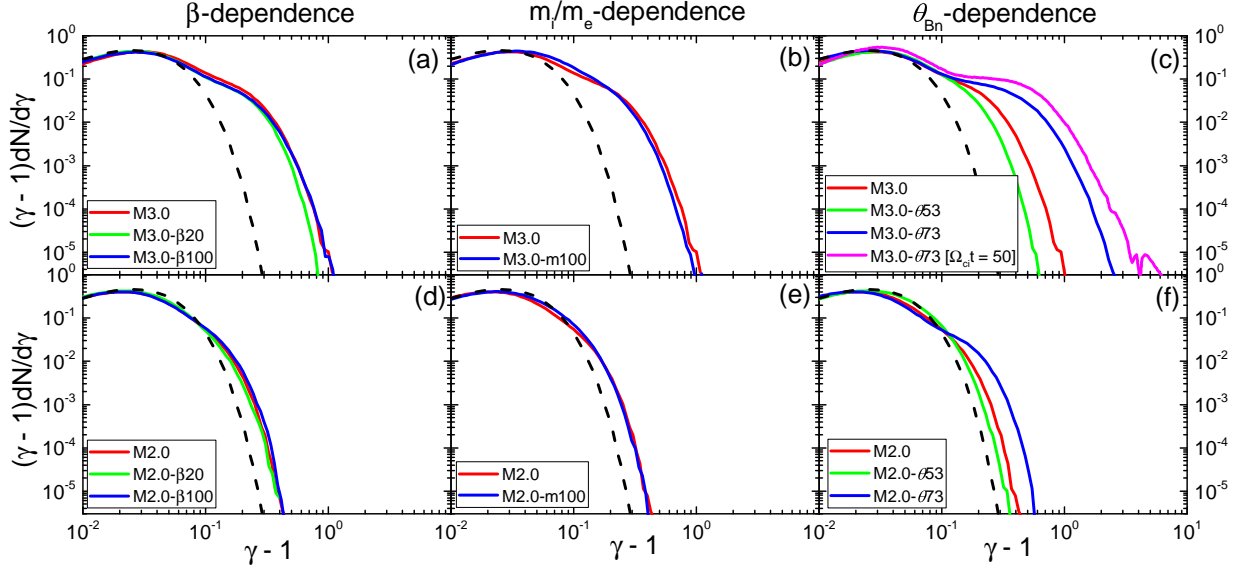


Figure 9. Upstream electron energy spectra at $\Omega_{ci}t \sim 20$ for the M3.0 models (upper panels) and the M2.0 models (lower panels) with various simulation parameters. The spectra are taken from the region of $(x - x_{sh})/r_{L,i} = [0, +1]$ and the black dashed lines show the Maxwellian distributions in the upstream. In the fiducial M2.0 and M3.0 models, $\beta = 50$, $m_i/m_e = 50$, and $\theta_{Bn} = 63^\circ$. See Table 1 for the parameters of other models. In panel (c) the magenta line shows the energy spectrum at $\Omega_{ci}t \sim 50$ for the M3.0- $\theta 73$ model.

the upstream waves self-generated via the EFI in the shock foot. In the SSDA, electrons undergo stochastic pitch-angle scattering off the multi-scale waves, which are excited by both the ion and electron temperature anisotropies, $T_{i\perp}/T_{i\parallel}$ and $T_{e\perp}/T_{e\parallel}$, in the shock transition.

In KRH2019, we performed 2D PIC simulations to study electron preacceleration in Q_\perp ICM shocks. We found that the Fermi-like acceleration involving multiple SDA cycles can operate only in supercritical shocks with the sonic Mach number greater than the critical Mach number $M_{ef}^* \approx 2.3$. In this work, with the specific aim to examine the SSDA due to ion-driven instabilities, we have extended the work of KRH2019 by considering the 2D simulation domain large enough to encompass ion-scale waves in the transverse direction. As a result, the new set of simulations can include the excitation of multi-scale waves from the electron skin depth to the ion Larmor radius, $c/\omega_{ep} \lesssim \lambda \lesssim r_{L,i}$.

The main results can be summarized as follows:

1. Adopting the numerical values for $T_{i\perp}$, $T_{i\parallel}$, and $\beta_{i\parallel}$ in the shock transition zone of the simulated models with $M_s = 2 - 3$, we estimated the instability parameter, I_{AIC} , defined in Equation (3). Considering both the behavior of I_{AIC} and the PIC simulation results, we suggest that the critical Mach number above which the AIC mode becomes unstable is $M_{AIC}^* \approx 2.3$ for $\beta \approx 20 - 100$. Note that in this study the critical Mach numbers are defined in terms of the sonic Mach number

rather than the Alfvénic Mach number, since both ion and electron reflections are controlled mainly by the shock compression.

2. The simulations confirmed that overshoot/undershoot oscillations and shock surface rippling become increasingly more evident for higher M_s in supercritical shocks with $M_s \gtrsim M_{AIC}^*$, while the shock structures seem relatively smooth for subcritical shocks.

3. In the transition zone of supercritical shocks, ion-scale waves can be generated by the AIC and ion-mirror instabilities due to the ion temperature anisotropy ($T_{i\perp}/T_{i\parallel} > 1$), while electron-scale waves can be generated by the whistler and electron-mirror instabilities due to the electron temperature anisotropy ($T_{e\perp}/T_{e\parallel} > 1$). Both the linear analysis and periodic-box PIC simulations presented in KHRK2021 indicate that the AIC and whistler instabilities are dominant over the ion and electron mirror instabilities, respectively, in high- β plasma under consideration. In the case of subcritical shocks with small anisotropies, on the other hand, primarily electron-scale waves are induced by the whistler instability, while ion-scale waves with small amplitudes could be excited by the ion-mirror instability.

4. In $\beta \approx 20 - 100$ supercritical shocks, electrons are confined within the shock transition for an extended period and gain energy by the SSDA, as suggested by previous studies for $\beta \sim 1 - 5$ shocks (Niemiec et al. 2019; Trotta & Burgess 2019). Although we could not see electron preacceleration all the way to injection to DSA in our

PIC simulations due to the limited simulation domain and time, we suggest that the combination of the Fermi-like acceleration and the SSDA could energize thermal electrons to the full DSA regime in supercritical, Q_{\perp} , shocks in the ICM.

5. The shock criticality in terms of triggering the AIC instability (or shock surface rippling) depends rather weakly on the simulation parameters such as m_i/m_e and θ_{Bn} for the ranges of values considered here. However, the critical Mach number, M_{AIC}^* , tends to be somewhat higher at lower β (~ 1) owing to the stronger magnetization of ions (e.g., Trotta & Burgess 2019). In addition, the preacceleration of electrons is relatively insensitive to β ($\sim 20 - 100$) and m_i/m_e , while its efficiency increases with increasing θ_{Bn} , as long as the shock remains subluminal. Therefore, we infer that our findings about the shock criticality and the preacceleration can be applied generally to Q_{\perp} -shocks in the ICM.

Finally, radio and X-ray observations indicate that some radio relics seem to have $M_s \sim 1.5 - 2.3$ (e.g., van Weeren et al. 2019). Then, an outstanding problem is how to explain the origin of such radio relics. We suggest that further studies should be done to explore how

additional ingredients, such as preexisting fossil CR electrons and/or preexisting turbulence on kinetic plasma scales, could influence electron acceleration in subcritical ICM shocks. Furthermore, it would be interesting to consider a scenario, in which electrons, preaccelerated in locally supercritical shocks, are injected to DSA at subcritical portions, since the simulations of the formation of large-scale structure including galaxy clusters indicate that the shock surfaces associated with radio relics could be highly nonuniform and turbulent with varying M_s and θ_{Bn} (e.g., Hong et al. 2015; Roh et al. 2019).

ACKNOWLEDGMENTS

This research used the high performance computing resources of the UNIST Supercomputing Center. J.-H.H. and D.R. were supported by the National Research Foundation (NRF) of Korea through grants 2016R1A5A1013277 and 2020R1A2C2102800. J.-H. H. was also supported by the Global PhD Fellowship of the NRF through grant 2017H1A2A1042370. S.K. was supported by the NRF grant funded by the Korea government (MSIT) (NRF-2020R1C1C1012112). H.K. was supported by the Basic Science Research Program of the NRF through grant 2020R1F1A1048189.

REFERENCES

- Balogh, A., & Treumann, R. A. 2013, *Physics of Collisionless Shocks*, Vol. 12, doi: [10.1007/978-1-4614-6099-2](https://doi.org/10.1007/978-1-4614-6099-2)
- Brüggen, M., Bykov, A., Ryu, D., & Röttgering, H. 2012, *SSRv*, 166, 187, doi: [10.1007/s11214-011-9785-9](https://doi.org/10.1007/s11214-011-9785-9)
- Brunetti, G., & Jones, T. W. 2014, *International Journal of Modern Physics D*, 23, 1430007, doi: [10.1142/S0218271814300079](https://doi.org/10.1142/S0218271814300079)
- Buneman, O. 1993, *Simulation Techniques and Software*, 67
- Burgess, D., & Scholer, M. 2007, *Physics of Plasmas*, 14, 012108, doi: [10.1063/1.2435317](https://doi.org/10.1063/1.2435317)
- Drury, L. O. 1983, *Reports on Progress in Physics*, 46, 973, doi: [10.1088/0034-4885/46/8/002](https://doi.org/10.1088/0034-4885/46/8/002)
- Edmiston, J. P., & Kennel, C. F. 1984, *Journal of Plasma Physics*, 32, 429, doi: [10.1017/S002237780000218X](https://doi.org/10.1017/S002237780000218X)
- Gary, S. P., Wang, J., Winske, D., & Fuselier, S. A. 1997, *J. Geophys. Res.*, 102, 27159, doi: [10.1029/97JA01726](https://doi.org/10.1029/97JA01726)
- Guo, X., Sironi, L., & Narayan, R. 2014a, *ApJ*, 794, 153, doi: [10.1088/0004-637X/794/2/153](https://doi.org/10.1088/0004-637X/794/2/153)
- . 2014b, *ApJ*, 797, 47, doi: [10.1088/0004-637X/797/1/47](https://doi.org/10.1088/0004-637X/797/1/47)
- . 2017, *ApJ*, 851, 134, doi: [10.3847/1538-4357/aa9b82](https://doi.org/10.3847/1538-4357/aa9b82)
- Ha, J.-H., Ryu, D., & Kang, H. 2018a, *ApJ*, 857, 26, doi: [10.3847/1538-4357/aab4a2](https://doi.org/10.3847/1538-4357/aab4a2)
- Ha, J.-H., Ryu, D., Kang, H., & van Marle, A. J. 2018b, *ApJ*, 864, 105, doi: [10.3847/1538-4357/aad634](https://doi.org/10.3847/1538-4357/aad634)
- Hellinger, P., & Mangeney, A. 1997, *Journal of Geophysical Research: Space Physics*, 102, 9809, doi: [10.1029/96JA03826](https://doi.org/10.1029/96JA03826)
- Hong, S. E., Kang, H., & Ryu, D. 2015, *ApJ*, 812, 49, doi: [10.1088/0004-637X/812/1/49](https://doi.org/10.1088/0004-637X/812/1/49)
- Hong, S. E., Ryu, D., Kang, H., & Cen, R. 2014, *ApJ*, 785, 133, doi: [10.1088/0004-637X/785/2/133](https://doi.org/10.1088/0004-637X/785/2/133)
- Kang, H., Ryu, D., & Ha, J.-H. 2019, *The Astrophysical Journal*, 876, 79, doi: [10.3847/1538-4357/ab16d1](https://doi.org/10.3847/1538-4357/ab16d1)
- Katou, T., & Amano, T. 2019, *ApJ*, 874, 119, doi: [10.3847/1538-4357/ab0d8a](https://doi.org/10.3847/1538-4357/ab0d8a)
- Kim, S., Ha, J.-H., Ryu, D., & Kang, H. 2020, *ApJ*, 892, 85, doi: [10.3847/1538-4357/ab7cd9](https://doi.org/10.3847/1538-4357/ab7cd9)
- . 2021, arXiv e-prints, arXiv:2102.00000. <https://arxiv.org/abs/2102.00000>
- Krasnoselskikh, V., Balikhin, M., Walker, S. N., et al. 2013, *SSRv*, 178, 535, doi: [10.1007/s11214-013-9972-y](https://doi.org/10.1007/s11214-013-9972-y)
- Krasnoselskikh, V. V., Lembège, B., Savoini, P., & Lobzin, V. V. 2002, *Physics of Plasmas*, 9, 1192, doi: [10.1063/1.1457465](https://doi.org/10.1063/1.1457465)

- Lowe, R. E., & Burgess, D. 2003, *Annales Geophysicae*, 21, 671, doi: [10.5194/angeo-21-671-2003](https://doi.org/10.5194/angeo-21-671-2003)
- Marcowith, A., Bret, A., Bykov, A., et al. 2016, *Reports on Progress in Physics*, 79, 046901, doi: [10.1088/0034-4885/79/4/046901](https://doi.org/10.1088/0034-4885/79/4/046901)
- Markevitch, M., & Vikhlinin, A. 2007, *PhR*, 443, 1, doi: [10.1016/j.physrep.2007.01.001](https://doi.org/10.1016/j.physrep.2007.01.001)
- Matsukiyo, S., & Matsumoto, Y. 2015, in *Journal of Physics Conference Series*, Vol. 642, *Journal of Physics Conference Series*, 012017, doi: [10.1088/1742-6596/642/1/012017](https://doi.org/10.1088/1742-6596/642/1/012017)
- Matsukiyo, S., Ohira, Y., Yamazaki, R., & Umeda, T. 2011, *ApJ*, 742, 47, doi: [10.1088/0004-637X/742/1/47](https://doi.org/10.1088/0004-637X/742/1/47)
- Niemiec, J., Kobzar, O., Amano, T., et al. 2019, in *International Cosmic Ray Conference*, Vol. 36, 36th International Cosmic Ray Conference (ICRC2019), 368
- Oka, M., Terasawa, T., Seki, Y., et al. 2006, *Geophys. Res. Lett.*, 33, L24104, doi: [10.1029/2006GL028156](https://doi.org/10.1029/2006GL028156)
- Park, J., Caprioli, D., & Spitkovsky, A. 2015, *PhRvL*, 114, 085003, doi: [10.1103/PhysRevLett.114.085003](https://doi.org/10.1103/PhysRevLett.114.085003)
- Pfrommer, C., Springel, V., Enßlin, T. A., & Jubelgas, M. 2006, *MNRAS*, 367, 113, doi: [10.1111/j.1365-2966.2005.09953.x](https://doi.org/10.1111/j.1365-2966.2005.09953.x)
- Roh, S., Ryu, D., Kang, H., Ha, S., & Jang, H. 2019, *ApJ*, 883, 138, doi: [10.3847/1538-4357/ab3aff](https://doi.org/10.3847/1538-4357/ab3aff)
- Ryu, D., Kang, H., Hallman, E., & Jones, T. W. 2003, *ApJ*, 593, 599, doi: [10.1086/376723](https://doi.org/10.1086/376723)
- Schaal, K., & Springel, V. 2015, *MNRAS*, 446, 3992, doi: [10.1093/mnras/stu2386](https://doi.org/10.1093/mnras/stu2386)
- Skillman, S. W., O'Shea, B. W., Hallman, E. J., Burns, J. O., & Norman, M. L. 2008, *ApJ*, 689, 1063, doi: [10.1086/592496](https://doi.org/10.1086/592496)
- Spitkovsky, A. 2005, *AIP Conference Proceedings*, 801, 345, doi: [10.1063/1.2141897](https://doi.org/10.1063/1.2141897)
- Trotta, D., & Burgess, D. 2019, *MNRAS*, 482, 1154, doi: [10.1093/mnras/sty2756](https://doi.org/10.1093/mnras/sty2756)
- van Weeren, R. J., de Gasperin, F., Akamatsu, H., et al. 2019, *SSRv*, 215, 16, doi: [10.1007/s11214-019-0584-z](https://doi.org/10.1007/s11214-019-0584-z)
- van Weeren, R. J., Röttgering, H. J. A., Brügger, M., & Hoeft, M. 2010, *Science*, 330, 347, doi: [10.1126/science.1194293](https://doi.org/10.1126/science.1194293)
- Vazza, F., Brunetti, G., & Gheller, C. 2009, *MNRAS*, 395, 1333, doi: [10.1111/j.1365-2966.2009.14691.x](https://doi.org/10.1111/j.1365-2966.2009.14691.x)