

Invariant Jet Mass Measurements in  $pp$  Collisions at  $\sqrt{s} = 200$  GeV at RHIC

M. S. Abdallah,<sup>5</sup> J. Adam,<sup>6</sup> L. Adamczyk,<sup>2</sup> J. R. Adams,<sup>39</sup> J. K. Adkins,<sup>30</sup> G. Agakishiev,<sup>28</sup> I. Aggarwal,<sup>41</sup>  
 M. M. Aggarwal,<sup>41</sup> Z. Ahammed,<sup>61</sup> I. Alekseev,<sup>3,35</sup> D. M. Anderson,<sup>55</sup> A. Aparin,<sup>28</sup> E. C. Aschenauer,<sup>6</sup>  
 M. U. Ashraf,<sup>11</sup> F. G. Atetalla,<sup>29</sup> A. Attri,<sup>41</sup> G. S. Averichev,<sup>28</sup> V. Bairathi,<sup>53</sup> W. Baker,<sup>10</sup> J. G. Ball Cap,<sup>20</sup>  
 K. Barish,<sup>10</sup> A. Behera,<sup>52</sup> R. Bellwied,<sup>20</sup> P. Bhagat,<sup>27</sup> A. Bhasin,<sup>27</sup> J. Bielcik,<sup>14</sup> J. Bielcikova,<sup>38</sup> I. G. Bordyuzhin,<sup>3</sup>  
 J. D. Brandenburg,<sup>6</sup> A. V. Brandin,<sup>35</sup> I. Bunzarov,<sup>28</sup> J. Butterworth,<sup>45</sup> X. Z. Cai,<sup>50</sup> H. Caines,<sup>64</sup>  
 M. Calderón de la Barca Sánchez,<sup>8</sup> D. Cebra,<sup>8</sup> I. Chakaberia,<sup>31,6</sup> P. Chaloupka,<sup>14</sup> B. K. Chan,<sup>9</sup> F.-H. Chang,<sup>37</sup>  
 Z. Chang,<sup>6</sup> N. Chankova-Bunzarova,<sup>28</sup> A. Chatterjee,<sup>11</sup> S. Chattopadhyay,<sup>61</sup> D. Chen,<sup>10</sup> J. Chen,<sup>49</sup> J. H. Chen,<sup>18</sup>  
 X. Chen,<sup>48</sup> Z. Chen,<sup>49</sup> J. Cheng,<sup>57</sup> M. Chevalier,<sup>10</sup> S. Choudhury,<sup>18</sup> W. Christie,<sup>6</sup> X. Chu,<sup>6</sup> H. J. Crawford,<sup>7</sup>  
 M. Csanád,<sup>16</sup> M. Daugherty,<sup>1</sup> T. G. Dedovich,<sup>28</sup> I. M. Deppner,<sup>19</sup> A. A. Derevschikov,<sup>43</sup> A. Dhamija,<sup>41</sup>  
 L. Di Carlo,<sup>63</sup> L. Didenko,<sup>6</sup> X. Dong,<sup>31</sup> J. L. Drachenberg,<sup>1</sup> J. C. Dunlop,<sup>6</sup> N. Elsey,<sup>63</sup> J. Engelage,<sup>7</sup> G. Eppley,<sup>45</sup>  
 S. Esumi,<sup>58</sup> O. Evdokimov,<sup>12</sup> A. Ewigleben,<sup>32</sup> O. Eyser,<sup>6</sup> R. Fatemi,<sup>30</sup> F. M. Fawzi,<sup>5</sup> S. Fazio,<sup>6</sup> P. Federic,<sup>38</sup>  
 J. Fedorisin,<sup>28</sup> C. J. Feng,<sup>37</sup> Y. Feng,<sup>44</sup> P. Filip,<sup>28</sup> E. Finch,<sup>51</sup> Y. Fisyak,<sup>6</sup> A. Francisco,<sup>64</sup> C. Fu,<sup>11</sup>  
 L. Fulek,<sup>2</sup> C. A. Gagliardi,<sup>55</sup> T. Galatyuk,<sup>15</sup> F. Geurts,<sup>45</sup> N. Ghimire,<sup>54</sup> A. Gibson,<sup>60</sup> K. Gopal,<sup>23</sup> X. Gou,<sup>49</sup>  
 D. Grosnick,<sup>60</sup> A. Gupta,<sup>27</sup> W. Guryn,<sup>6</sup> A. I. Hamad,<sup>29</sup> A. Hamed,<sup>5</sup> Y. Han,<sup>45</sup> S. Harabasz,<sup>15</sup> M. D. Harasty,<sup>8</sup>  
 J. W. Harris,<sup>64</sup> H. Harrison,<sup>30</sup> S. He,<sup>11</sup> W. He,<sup>18</sup> X. H. He,<sup>26</sup> Y. He,<sup>49</sup> S. Heppelmann,<sup>8</sup> S. Heppelmann,<sup>42</sup>  
 N. Herrmann,<sup>19</sup> E. Hoffman,<sup>20</sup> L. Holub,<sup>14</sup> Y. Hu,<sup>18</sup> H. Huang,<sup>37</sup> H. Z. Huang,<sup>9</sup> S. L. Huang,<sup>52</sup> T. Huang,<sup>37</sup>  
 X. Huang,<sup>57</sup> Y. Huang,<sup>57</sup> T. J. Humanic,<sup>39</sup> D. Isenhowe,<sup>1</sup> W. W. Jacobs,<sup>25</sup> C. Jena,<sup>23</sup> A. Jentsch,<sup>6</sup> Y. Ji,<sup>31</sup>  
 J. Jia,<sup>6,52</sup> K. Jiang,<sup>48</sup> X. Ju,<sup>48</sup> E. G. Judd,<sup>7</sup> S. Kabana,<sup>53</sup> M. L. Kabir,<sup>10</sup> S. Kagamaster,<sup>32</sup> D. Kalinkin,<sup>25,6</sup>  
 K. Kang,<sup>57</sup> D. Kapukchyan,<sup>10</sup> K. Kauder,<sup>6</sup> H. W. Ke,<sup>6</sup> D. Keane,<sup>29</sup> A. Kechechyan,<sup>28</sup> Y. V. Khyzhniak,<sup>35</sup>  
 D. P. Kikoła,<sup>62</sup> C. Kim,<sup>10</sup> B. Kimelman,<sup>8</sup> D. Kincses,<sup>16</sup> I. Kisel,<sup>17</sup> A. Kiselev,<sup>6</sup> A. G. Knospe,<sup>32</sup> L. Kochenda,<sup>35</sup>  
 L. K. Kosarzewski,<sup>14</sup> L. Kramarik,<sup>14</sup> P. Kravtsov,<sup>35</sup> L. Kumar,<sup>41</sup> S. Kumar,<sup>26</sup> R. Kunnawalkam Elayavalli,<sup>64</sup>  
 J. H. Kwasizur,<sup>25</sup> R. Lacey,<sup>52</sup> S. Lan,<sup>11</sup> J. M. Landgraf,<sup>6</sup> J. Lauret,<sup>6</sup> A. Lebedev,<sup>6</sup> R. Lednicky,<sup>28</sup> J. H. Lee,<sup>6</sup>  
 Y. H. Leung,<sup>31</sup> C. Li,<sup>49</sup> C. Li,<sup>48</sup> W. Li,<sup>45</sup> X. Li,<sup>48</sup> Y. Li,<sup>57</sup> X. Liang,<sup>10</sup> Y. Liang,<sup>29</sup> R. Licenik,<sup>38</sup> T. Lin,<sup>55</sup>  
 Y. Lin,<sup>11</sup> M. A. Lisa,<sup>39</sup> F. Liu,<sup>11</sup> H. Liu,<sup>25</sup> P. Liu,<sup>52</sup> T. Liu,<sup>64</sup> X. Liu,<sup>39</sup> Y. Liu,<sup>55</sup> Z. Liu,<sup>48</sup> T. Ljubicic,<sup>6</sup>  
 W. J. Llope,<sup>63</sup> R. S. Longacre,<sup>6</sup> E. Loyd,<sup>10</sup> N. S. Lukow,<sup>54</sup> X. Luo,<sup>11</sup> L. Ma,<sup>18</sup> R. Ma,<sup>6</sup> Y. G. Ma,<sup>18</sup> N. Magdy,<sup>12</sup>  
 R. Majka,<sup>64,\*</sup> D. Mallick,<sup>36</sup> S. Margetis,<sup>29</sup> C. Markert,<sup>56</sup> H. S. Matis,<sup>31</sup> J. A. Mazer,<sup>46</sup> N. G. Minaev,<sup>43</sup>  
 S. Mioduszewski,<sup>55</sup> B. Mohanty,<sup>36</sup> M. M. Mondal,<sup>52</sup> I. Mooney,<sup>63</sup> D. A. Morozov,<sup>43</sup> A. Mukherjee,<sup>16</sup> M. Nagy,<sup>16</sup>  
 J. D. Nam,<sup>54</sup> Md. Nasim,<sup>22</sup> K. Nayak,<sup>11</sup> D. Neff,<sup>9</sup> J. M. Nelson,<sup>7</sup> D. B. Nemes,<sup>64</sup> M. Nie,<sup>49</sup> G. Nigmatkulov,<sup>35</sup>  
 T. Niida,<sup>58</sup> R. Nishitani,<sup>58</sup> L. V. Nogach,<sup>43</sup> T. Nonaka,<sup>58</sup> A. S. Nunes,<sup>6</sup> G. Odyniec,<sup>31</sup> A. Ogawa,<sup>6</sup> S. Oh,<sup>31</sup>  
 V. A. Okorokov,<sup>35</sup> B. S. Page,<sup>6</sup> R. Pak,<sup>6</sup> A. Pandav,<sup>36</sup> A. K. Pandey,<sup>58</sup> Y. Panebratsev,<sup>28</sup> P. Parfenov,<sup>35</sup>  
 B. Pawlik,<sup>40</sup> D. Pawlowska,<sup>62</sup> H. Pei,<sup>11</sup> C. Perkins,<sup>7</sup> L. Pinsky,<sup>20</sup> R. L. Pintér,<sup>16</sup> J. Pluta,<sup>62</sup> B. R. Pokhrel,<sup>54</sup>  
 G. Ponimatkin,<sup>38</sup> J. Porter,<sup>31</sup> M. Posik,<sup>54</sup> V. Prozorova,<sup>14</sup> N. K. Pruthi,<sup>41</sup> M. Przybycien,<sup>2</sup> J. Putschke,<sup>63</sup>  
 H. Qiu,<sup>26</sup> A. Quintero,<sup>54</sup> C. Racz,<sup>10</sup> S. K. Radhakrishnan,<sup>29</sup> N. Raha,<sup>63</sup> R. L. Ray,<sup>56</sup> R. Reed,<sup>32</sup> H. G. Ritter,<sup>31</sup>  
 M. Robotkova,<sup>38</sup> O. V. Rogachevskiy,<sup>28</sup> J. L. Romero,<sup>8</sup> L. Ruan,<sup>6</sup> J. Rusnak,<sup>38</sup> N. R. Sahoo,<sup>49</sup> H. Sako,<sup>58</sup>  
 S. Salur,<sup>46</sup> J. Sandweiss,<sup>64,\*</sup> S. Sato,<sup>58</sup> W. B. Schmidke,<sup>6</sup> N. Schmitz,<sup>33</sup> B. R. Schweid,<sup>52</sup> F. Seck,<sup>15</sup> J. Seger,<sup>13</sup>  
 M. Sergeeva,<sup>9</sup> R. Seto,<sup>10</sup> P. Seyboth,<sup>33</sup> N. Shah,<sup>24</sup> E. Shahaliev,<sup>28</sup> P. V. Shanmuganathan,<sup>6</sup> M. Shao,<sup>48</sup> T. Shao,<sup>50</sup>  
 A. I. Sheikh,<sup>29</sup> D. Shen,<sup>50</sup> S. S. Shi,<sup>11</sup> Y. Shi,<sup>49</sup> Q. Y. Shou,<sup>18</sup> E. P. Sichtermann,<sup>31</sup> R. Sikora,<sup>2</sup> M. Simko,<sup>38</sup>  
 J. Singh,<sup>41</sup> S. Singha,<sup>26</sup> M. J. Skoby,<sup>44</sup> N. Smirnov,<sup>64</sup> Y. Söhngen,<sup>19</sup> W. Solyst,<sup>25</sup> P. Sorensen,<sup>6</sup> H. M. Spinka,<sup>4,\*</sup>  
 B. Srivastava,<sup>44</sup> T. D. S. Stanislaus,<sup>60</sup> M. Stefaniak,<sup>62</sup> D. J. Stewart,<sup>64</sup> M. Strikhanov,<sup>35</sup> B. Stringfellow,<sup>44</sup>  
 A. A. P. Suaide,<sup>47</sup> M. Sumner,<sup>38</sup> B. Summa,<sup>42</sup> X. M. Sun,<sup>11</sup> X. Sun,<sup>12</sup> Y. Sun,<sup>48</sup> Y. Sun,<sup>21</sup> B. Surrow,<sup>54</sup>  
 D. N. Svirida,<sup>3</sup> Z. W. Sweger,<sup>8</sup> P. Szymanski,<sup>62</sup> A. H. Tang,<sup>6</sup> Z. Tang,<sup>48</sup> A. Taranenko,<sup>35</sup> T. Tarnowsky,<sup>34</sup>  
 J. H. Thomas,<sup>31</sup> A. R. Timmins,<sup>20</sup> D. Tlusty,<sup>13</sup> T. Todoroki,<sup>58</sup> M. Tokarev,<sup>28</sup> C. A. Tomkiel,<sup>32</sup> S. Trentalange,<sup>9</sup>  
 R. E. Tribble,<sup>55</sup> P. Tribedy,<sup>6</sup> S. K. Tripathy,<sup>16</sup> T. Truhlar,<sup>14</sup> B. A. Trzeciak,<sup>14</sup> O. D. Tsai,<sup>9</sup> Z. Tu,<sup>6</sup> T. Ullrich,<sup>6</sup>  
 D. G. Underwood,<sup>4</sup> I. Upsal,<sup>49,6</sup> G. Van Buren,<sup>6</sup> J. Vanek,<sup>38</sup> A. N. Vasiliev,<sup>43</sup> I. Vassiliev,<sup>17</sup> V. Verkest,<sup>63</sup>  
 F. Videbæk,<sup>6</sup> S. Vokal,<sup>28</sup> S. A. Voloshin,<sup>63</sup> F. Wang,<sup>44</sup> G. Wang,<sup>9</sup> J. S. Wang,<sup>21</sup> P. Wang,<sup>48</sup> Y. Wang,<sup>11</sup> Y. Wang,<sup>57</sup>  
 Z. Wang,<sup>49</sup> J. C. Webb,<sup>6</sup> P. C. Weidenkaff,<sup>19</sup> L. Wen,<sup>9</sup> G. D. Westfall,<sup>34</sup> H. Wieman,<sup>31</sup> S. W. Wissink,<sup>25</sup> R. Witt,<sup>59</sup>  
 J. Wu,<sup>26</sup> Y. Wu,<sup>10</sup> B. Xi,<sup>50</sup> Z. G. Xiao,<sup>57</sup> G. Xie,<sup>31</sup> W. Xie,<sup>44</sup> H. Xu,<sup>21</sup> N. Xu,<sup>31</sup> Q. H. Xu,<sup>49</sup> Y. Xu,<sup>49</sup> Z. Xu,<sup>6</sup>  
 Z. Xu,<sup>9</sup> C. Yang,<sup>49</sup> Q. Yang,<sup>49</sup> Y. Yang,<sup>37</sup> Z. Ye,<sup>45</sup> Z. Ye,<sup>12</sup> L. Yi,<sup>49</sup> K. Yip,<sup>6</sup> Y. Yu,<sup>49</sup> H. Zbroszczyk,<sup>62</sup>  
 W. Zha,<sup>48</sup> C. Zhang,<sup>52</sup> D. Zhang,<sup>11</sup> S. Zhang,<sup>12</sup> S. Zhang,<sup>18</sup> X. P. Zhang,<sup>57</sup> Y. Zhang,<sup>26</sup> Y. Zhang,<sup>48</sup> Y. Zhang,<sup>11</sup>  
 Z. J. Zhang,<sup>37</sup> Z. Zhang,<sup>6</sup> Z. Zhang,<sup>12</sup> J. Zhao,<sup>44</sup> C. Zhou,<sup>18</sup> X. Zhu,<sup>57</sup> Z. Zhu,<sup>49</sup> M. Zurek,<sup>31</sup> and M. Zyzak<sup>17</sup>

(STAR Collaboration)

- <sup>1</sup>Abilene Christian University, Abilene, Texas 79699
- <sup>2</sup>AGH University of Science and Technology, FPACS, Cracow 30-059, Poland
- <sup>3</sup>Alikhanov Institute for Theoretical and Experimental Physics NRC "Kurchatov Institute", Moscow 117218, Russia
- <sup>4</sup>Argonne National Laboratory, Argonne, Illinois 60439
- <sup>5</sup>American University of Cairo, New Cairo 11835, New Cairo, Egypt
- <sup>6</sup>Brookhaven National Laboratory, Upton, New York 11973
- <sup>7</sup>University of California, Berkeley, California 94720
- <sup>8</sup>University of California, Davis, California 95616
- <sup>9</sup>University of California, Los Angeles, California 90095
- <sup>10</sup>University of California, Riverside, California 92521
- <sup>11</sup>Central China Normal University, Wuhan, Hubei 430079
- <sup>12</sup>University of Illinois at Chicago, Chicago, Illinois 60607
- <sup>13</sup>Creighton University, Omaha, Nebraska 68178
- <sup>14</sup>Czech Technical University in Prague, FNSPE, Prague 115 19, Czech Republic
- <sup>15</sup>Technische Universität Darmstadt, Darmstadt 64289, Germany
- <sup>16</sup>ELTE Eötvös Loránd University, Budapest, Hungary H-1117
- <sup>17</sup>Frankfurt Institute for Advanced Studies FIAS, Frankfurt 60438, Germany
- <sup>18</sup>Fudan University, Shanghai, 200433
- <sup>19</sup>University of Heidelberg, Heidelberg 69120, Germany
- <sup>20</sup>University of Houston, Houston, Texas 77204
- <sup>21</sup>Huzhou University, Huzhou, Zhejiang 313000
- <sup>22</sup>Indian Institute of Science Education and Research (IISER), Berhampur 760010, India
- <sup>23</sup>Indian Institute of Science Education and Research (IISER) Tirupati, Tirupati 517507, India
- <sup>24</sup>Indian Institute Technology, Patna, Bihar 801106, India
- <sup>25</sup>Indiana University, Bloomington, Indiana 47408
- <sup>26</sup>Institute of Modern Physics, Chinese Academy of Sciences, Lanzhou, Gansu 730000
- <sup>27</sup>University of Jammu, Jammu 180001, India
- <sup>28</sup>Joint Institute for Nuclear Research, Dubna 141 980, Russia
- <sup>29</sup>Kent State University, Kent, Ohio 44242
- <sup>30</sup>University of Kentucky, Lexington, Kentucky 40506-0055
- <sup>31</sup>Lawrence Berkeley National Laboratory, Berkeley, California 94720
- <sup>32</sup>Lehigh University, Bethlehem, Pennsylvania 18015
- <sup>33</sup>Max-Planck-Institut für Physik, Munich 80805, Germany
- <sup>34</sup>Michigan State University, East Lansing, Michigan 48824
- <sup>35</sup>National Research Nuclear University MEPhI, Moscow 115409, Russia
- <sup>36</sup>National Institute of Science Education and Research, HBNI, Jatni 752050, India
- <sup>37</sup>National Cheng Kung University, Tainan 70101
- <sup>38</sup>Nuclear Physics Institute of the CAS, Rez 250 68, Czech Republic
- <sup>39</sup>Ohio State University, Columbus, Ohio 43210
- <sup>40</sup>Institute of Nuclear Physics PAN, Cracow 31-342, Poland
- <sup>41</sup>Panjab University, Chandigarh 160014, India
- <sup>42</sup>Pennsylvania State University, University Park, Pennsylvania 16802
- <sup>43</sup>NRC "Kurchatov Institute", Institute of High Energy Physics, Protvino 142281, Russia
- <sup>44</sup>Purdue University, West Lafayette, Indiana 47907
- <sup>45</sup>Rice University, Houston, Texas 77251
- <sup>46</sup>Rutgers University, Piscataway, New Jersey 08854
- <sup>47</sup>Universidade de São Paulo, São Paulo, Brazil 05314-970
- <sup>48</sup>University of Science and Technology of China, Hefei, Anhui 230026
- <sup>49</sup>Shandong University, Qingdao, Shandong 266237
- <sup>50</sup>Shanghai Institute of Applied Physics, Chinese Academy of Sciences, Shanghai 201800
- <sup>51</sup>Southern Connecticut State University, New Haven, Connecticut 06515
- <sup>52</sup>State University of New York, Stony Brook, New York 11794
- <sup>53</sup>Instituto de Alta Investigación, Universidad de Tarapacá, Arica 1000000, Chile
- <sup>54</sup>Temple University, Philadelphia, Pennsylvania 19122
- <sup>55</sup>Texas A&M University, College Station, Texas 77843
- <sup>56</sup>University of Texas, Austin, Texas 78712
- <sup>57</sup>Tsinghua University, Beijing 100084
- <sup>58</sup>University of Tsukuba, Tsukuba, Ibaraki 305-8571, Japan
- <sup>59</sup>United States Naval Academy, Annapolis, Maryland 21402
- <sup>60</sup>Valparaiso University, Valparaiso, Indiana 46383
- <sup>61</sup>Variable Energy Cyclotron Centre, Kolkata 700064, India
- <sup>62</sup>Warsaw University of Technology, Warsaw 00-661, Poland
- <sup>63</sup>Wayne State University, Detroit, Michigan 48201
- <sup>64</sup>Yale University, New Haven, Connecticut 06520

We present the first inclusive measurements of the invariant and SoftDrop jet mass in proton-proton collisions at  $\sqrt{s} = 200$  GeV at STAR. The measurements are fully corrected for detector effects, and reported differentially in both the jet transverse momentum and jet radius parameter. We compare the measurements to established leading-order Monte Carlo event generators and find that STAR-tuned PYTHIA-6 reproduces the data, while LHC tunes of PYTHIA-8 and HERWIG-7 do not agree with the data, providing further constraints on parameter tuning. Finally, we observe that SoftDrop grooming, for which the contribution of wide-angle non-perturbative radiation is suppressed, shifts the jet mass distributions into closer agreement with the partonic jet mass as determined by both PYTHIA-8 and a next-to-leading-logarithmic accuracy perturbative QCD calculation. These measurements complement recent LHC measurements in a different kinematic region, as well as establish a baseline for future jet mass measurements in heavy-ion collisions at RHIC.

## I. INTRODUCTION

A hard scattered parton will typically be highly virtual, and therefore will quickly radiate a gluon [1]. The cascade of further radiation and splitting is called a parton shower. The shower is described by the coupled differential DGLAP equations [2–4]. Once the partons reach the non-perturbative regime, they hadronize. In order to access the initial hard-scattered parton and its evolution, the collinear final-state particles are clustered into collective objects called jets, using algorithms defined identically in theory and experiment and robust to both arbitrarily soft and collinear radiation [5]. Jets have been used e.g., to refine the strong coupling [6, Sec. 9.4.5], to search for new physics [7], and to improve knowledge of the parton distribution functions (PDFs) [8]. Measurements of jet substructure specifically test fundamental QCD via final state radiation patterns, and are important in a heavy-ion context due to e.g., possible coherent energy loss of hard scattered partons in the QCD medium [9]. In this paper, we present the measurement of a jet substructure observable called the jet mass,  $M$ , defined as the magnitude of the four-momentum sum of the jet constituents,  $M = \left| \sum_{i \in \text{jet}} p_i \right| = \sqrt{E^2 - \mathbf{p}^2}$ , where  $E$  and  $\mathbf{p}$  are the energy and three-momentum of the jet, respectively (see [10–17] for previous measurements at the LHC and the Tevatron). The influence of the initial hard scattering, fragmentation, and hadronization on the resulting jet angular and momentum scales implies that the jet mass is sensitive to the details of these processes. The mass of jets arising from heavy quarks is also sensitive to the initiating quark’s mass (see Ref. [15] for an extraction of the top quark mass from top quark jets) although in the kinematic regime of this paper, light quark jets are dominant, and access instead the initiating parton’s virtuality. We can use the jet mass distributions to test the applicability of perturbative QCD (pQCD) calculations at low jet energies and also to tune parameters in the parton shower of Monte Carlo (MC) event generators such as PYTHIA and HERWIG [18–20] for better prediction power across varying center-of-mass energies.

Jet mass is sensitive to both perturbative and non-perturbative physics. At the Relativistic Heavy Ion Collider (RHIC), the lower center-of-mass energy,  $\sqrt{s}$ , compared to the Large Hadron Collider (LHC), reduces the importance of higher-order ( $N^{\text{th}}$ LO) effects, while the lower jet transverse momentum,  $p_{T,\text{jet}}$ , increases the sensitivity to the underlying event (UE) and hadronization [21]. However, one may reduce contributions of non-perturbative physics such as UE and hadronization in a Sudakov-safe way [22] with the SoftDrop grooming algorithm [23] which is described in more detail in Sec. II. Therefore, a groomed jet mass measurement, i.e., a jet mass measurement on a population of jets to which the SoftDrop grooming algorithm has been applied, allows more direct comparison with analytic calculations [24] at varying orders. We would also expect that the Sudakov peak – the result of suppression of low and high mass jets due to suppression of perfectly collinear gluon radiation after resummation and hard or wide-angle radiation, respectively – shifts to lower jet mass after SoftDrop grooming due to the removal of wide-angle radiation [25]. Additionally, a comparison of groomed jet mass to ungroomed jet mass differentially in  $p_{T,\text{jet}}$ , and the jet radius parameter,  $R$ , can be utilized to assess experimentally the phase space for which the magnitude of non-perturbative effects is significant.

The jet mass is also a useful quantity in heavy-ion collisions (see [17] for a previous measurement at the LHC), in which any hard scatters occur before the hot, dense, colored QCD medium is formed. The partons, which also carry color charge, then interact with the medium which may temporarily increase the virtuality of the jets causing an increase in gluon radiation (increasing the jet mass), while on the whole, virtuality will decrease more quickly in the medium (decreasing the jet mass) [17]. Therefore, this measurement will serve as a vacuum baseline for a future measurement in heavy-ion collisions, in which medium modification of the jet mass in a hot, dense nuclear environment may be observed [26].

In  $pp$  collisions, there have been several recent jet mass measurements [10–16] (almost exclusively at the LHC) and calculations [27–34] (at LHC kinematics) demonstrating that LHC-tuned MCs and calculations are able to describe the data at LHC energies. This paper presents the first fully corrected inclusive jet mass measurement at RHIC energies.

---

\* Deceased

In this paper, we present the ungroomed and groomed jet mass differentially in both  $p_{T,\text{jet}}$  and  $R$ , where jets are reconstructed with the FastJet anti- $k_T$  algorithm [5, 35]. We compare to three MC simulations in this analysis: PYTHIA-6, HERWIG-7, and PYTHIA-8. We also show a PYTHIA-8 parton-level simulation and a pQCD calculation at next-to-leading-logarithmic (NLL) accuracy to emphasize the suppression of non-perturbative effects by grooming.

## II. EXPERIMENTAL SETUP

The data used for this analysis were collected by the Solenoidal Tracker at RHIC (STAR) detector in  $pp$  collisions at  $\sqrt{s} = 200$  GeV in 2012. Charged tracks are reconstructed via the Time Projection Chamber (TPC) [36], and the surrounding Barrel Electromagnetic Calorimeter (BEMC) [37] measures electromagnetic energy deposits in its 4800 towers each covering  $0.05 \times 0.05$  in pseudorapidity,  $\eta$ , and azimuth,  $\phi$ . These detectors have full azimuthal coverage and  $|\eta| < 1$ . In a procedure called hadronic correction, the tower energy is corrected for energy from tracks measured in the TPC which match to the tower, to avoid double-counting. Any negative corrected tower energies are set to zero. This procedure is optimal with respect to the result on the jet momentum resolution and neutral energy fraction [38]. The BEMC is additionally used online as an event trigger that requires a total ADC value above a certain threshold, corresponding to  $\sum E_{T,\text{tower}} > 7.3$  GeV, in one of 18 partially overlapping  $1.0 \times 1.0$   $\eta \times \phi$  groupings of towers called Jet Patches [39].

For the analysis we impose certain quality requirements on the tracks and towers, e.g.,  $0.2 < p_T < 30$  GeV/ $c$ ,  $0.2 < E_T < 30$  GeV, and  $|\eta| < 1$ , as well as standard overall event quality assurance cuts [39]. Namely, we require the  $z$ -component of the primary vertex location to be within 30 cm of the center of the detector, and we reject events containing tracks with  $p_T > 30$  GeV/ $c$  or towers with  $E_T > 30$  GeV. Although three of the components of the particle or tower four-vector are specified, the mass is unknown, so we choose a mass assignment. This analysis does not attempt any particle identification, so at detector-level (i.e., data and simulation in which particles traverse detector material), the pion mass is assumed for charged tracks, and tower energy deposits are assumed massless; at particle-level (i.e., vacuum simulation), the particle PDG mass [6] is assigned (as in Ref. [17]). The effect of the difference between detector-level and particle-level caused by this choice of mass assignments is folded into the detector response, and is corrected via unfolding so that the reported particle-level data is comparable to MC simulation and analytic calculations using the hadrons' PDG mass.

We cluster accepted tracks and towers into jets using the anti- $k_T$  sequential recombination algorithm with the

$E$ -scheme in the FastJet framework. This algorithm defines distance metrics

$$d_{ij} = \min \left( p_{T,i}^{-2}, p_{T,j}^{-2} \right) \frac{\Delta_{ij}^2}{R^2}$$

and  $d_{iB} = p_{T,i}^{-2}$ , where  $\Delta_{ij}^2 = (y_i - y_j)^2 + (\phi_i - \phi_j)^2$ , and  $y_i$  is the rapidity of object  $i$ . It then finds the smallest distance among objects; it recombines  $i$  and  $j$  if  $d_{ij}$  is the smallest distance, or removes  $i$  from consideration and considers it a jet if  $d_{iB}$  is the smallest distance. This is repeated until only jets remain. In the analysis, jets are selected to be contained within the experimental fiducial volume of the TPC and BEMC ( $|\eta_{\text{jet}}| < 1 - R$ , where  $\eta_{\text{jet}}$  is the pseudorapidity of the jet axis). In addition, we consider only jets with less than 90% of their energy from the BEMC to reduce the contribution of beam background [39]. After all event, track, tower, and jet cuts, the remaining jet population is considered for the ungroomed mass analysis.

The SoftDrop declustering algorithm is then applied to these jets to obtain a population of groomed jets. That is, jets are reclustered in an angular-ordered tree (with the Cambridge-Aachen algorithm [40, 41]), and starting with the outermost constituent pairs, those failing the condition

$$\frac{\min(p_{T,1}, p_{T,2})}{p_{T,1} + p_{T,2}} > z_{\text{cut}} \left( \frac{\Delta_{12}}{R} \right)^\beta$$

have the softer constituent removed; the procedure is iterated until either a pair passes the condition (“grooming mode”) or the jet can no longer be declustered (“tagging mode”). Here,  $\beta$  controls the extent to which wide-angle constituents are removed, and  $z_{\text{cut}}$  is the momentum sharing fraction threshold for the pair. E.g.,  $z_{\text{cut}} = 0.2$ ,  $\beta = 0$  denotes that the softer constituent must carry 20% of the overall momentum of the pair, with no angular consideration. We apply the SoftDrop grooming procedure in tagging mode with  $z_{\text{cut}} = 0.1$  and  $\beta = 0$  to these ungroomed jets, to obtain the population of jets to be considered for the groomed mass analysis. This canonical choice of parameters simplifies calculations [23]. It was also shown, *ibid.*, in a PYTHIA-8 study at LHC energies that an observable similar to jet mass has very little contribution from hadronization corrections or underlying event, after grooming with the parameters used in this analysis. This provides evidence for the suppression of non-perturbative effects by the SoftDrop declustering procedure. In this paper, observables on the set of groomed jets are subscripted with a “g”, and are shown for ranges of the corresponding ungroomed  $p_{T,\text{jet}}$ , to allow a direct comparison between jet mass and groomed jet mass.

## III. CORRECTION FOR DETECTOR EFFECTS

To correct for detector effects, we use a two-dimensional Bayesian unfolding procedure [42]; with this



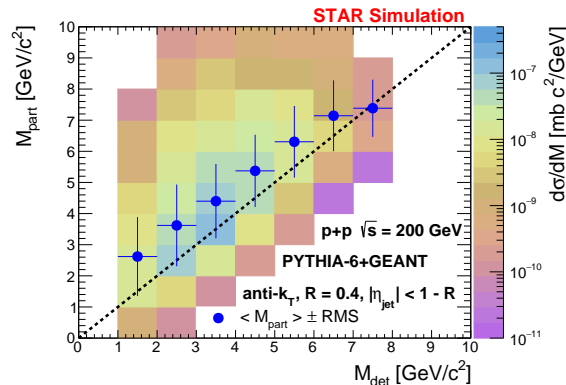


Figure 1. Correlation between simulated jet mass at particle-level (given by PYTHIA-6) and detector-level (given by PYTHIA-6+GEANT) for a single  $p_{T,jet}$  selection at both particle- and detector-levels ( $25 < p_{T,jet} < 30$  GeV/c) and jet radius parameter  $R = 0.4$ . The mean particle-level mass for a particular detector-level mass selection is given by the blue circles, with horizontal bars spanning the detector-level jet mass bin width and vertical bars denoting the particle-level jet mass RMS for that selection of  $M_{det}$ .

we obtain the physical distributions (“causes”) most likely to have lead to the observed data (“effects”), using Bayesian inference. We construct two detector response matrices, one for  $p_{T,jet}$  and  $M$ , and one for  $p_{T,jet}$ <sup>1</sup> and  $M_g$ , and unfold (in  $M$  and  $M_g$  separately) the uncorrected data to particle-level via the RooUnfold package [43] with a regularization parameter of 4. This parameter corresponds to the number of iterations of the Bayesian inference procedure: each subsequent iteration uses as a prior the posterior from the previous iteration, so that larger numbers of iterations yield less reliance on the initial prior distribution given in this case by Monte Carlo. However, beyond some number of iterations, the statistical uncertainties grow rapidly, hence the choice of 4.

A visualization of a subset of the four-dimensional response matrix is shown in Fig. 1, with particle-level (detector-level) jet mass denoted  $M_{part(det)}$ . To construct the matrix, we begin with a sample of  $pp$  events at  $\sqrt{s} = 200$  GeV generated by the PYTHIA-6.428 event generator with CTEQ6L1 PDFs [44] and the Perugia 2012 tune, further tuned to STAR data (see Refs. [39, 45] for details). These particle-level events are then passed to the GEANT-3 [46] STAR detector simulation to obtain the detector hits, and are combined with zero-bias (randomly triggered) data from the same  $pp$  run period. Detector-level events, from the GEANT simulation, are treated exactly like events in the data as described in Sec. II. The (groomed) jet mass from PYTHIA-6 and

PYTHIA-6+GEANT is shown on the (right) left in Fig. 2 with a comparison to the uncorrected data, for  $R = 0.4$  jets with  $20 < p_{T,jet} < 25$  GeV/c. We find that our detector simulation closely reproduces the uncorrected data for all three  $p_{T,jet}$  selections reported in this paper. Note that the ungroomed detector-level jet mass is required to be greater than 1 GeV/c<sup>2</sup> to improve the performance of the unfolding procedure. The groomed mass has no such restriction.

To compare the particle- and detector-level jets on a jet-by-jet basis, we match geometrically by requiring potential matches to pass the criterion,

$$\sqrt{(\Delta\eta)^2 + (\Delta\phi)^2} < R,$$

where  $\Delta\eta$  ( $\Delta\phi$ ) denotes the difference between the particle- and detector-level jet axes in  $\eta$  ( $\phi$ ). A match is a jet pair that satisfies the above criterion and falls in the jet momentum and jet mass ranges of the response matrix (namely at particle-level,  $p_{T,jet} \in (5, 80)$  GeV/c, and at detector-level  $p_{T,jet} \in (15, 60)$  GeV/c and  $M > 1$  GeV/c<sup>2</sup>). The detector performance is quantified by a ratio,  $r$ , of detector-level to particle-level mass on a jet-by-jet basis for the matched pairs. This is shown in Fig. 3 for jet mass on the left and groomed mass on the right, for  $R = 0.4$  jets with  $20 < p_{T,jet} < 25$  GeV/c as black circles,  $25 < p_{T,jet} < 30$  GeV/c as red squares, and  $30 < p_{T,jet} < 40$  GeV/c as blue crosses. Tracking inefficiency of the detector reduces the jet mass, shifting the peak of the distribution to the left of unity. We observe that the resolution (the width of the distribution) is independent of  $p_{T,jet}$ , which is beneficial for numerical stability in the unfolding. There are relatively more groomed jets than ungroomed jets with low  $r$  (say,  $r < 0.5$ ), due to the lack of a minimum detector-level  $M_g$  requirement mentioned above.

#### IV. SYSTEMATIC UNCERTAINTIES

There are four sources of systematic uncertainty involved in the jet mass analysis. Two detector uncertainties were considered: uncertainty on the tower gain calibration (3.8%) and on the tracking efficiency (4%) [45]. Two procedural uncertainties were considered as well. The first, the hadronic correction, is varied from the nominal subtraction of 100% of a track’s  $p_T$  from the matched tower, to 50% as an estimate of uncertainty. In addition, there is uncertainty arising from the unfolding procedure [39].

The unfolding procedure outlined in Sec. III is a dominant source of systematic uncertainties. We vary the regularization parameter from the nominal value of 4 down to 2 and up to 6. We also vary the shape of the particle-level  $p_{T,jet}$  spectrum prior distribution given by PYTHIA-6 as well as the detector-level  $p_{T,jet}$  spectrum given by PYTHIA-6+GEANT. Similarly, we vary the shape of the particle-level mass spectrum prior distribution given by PYTHIA-6, which is adjusted by the ratios

<sup>1</sup> Note that throughout,  $M_g$  is shown as a function of  $p_T$  of the ungroomed (rather than groomed) jet.

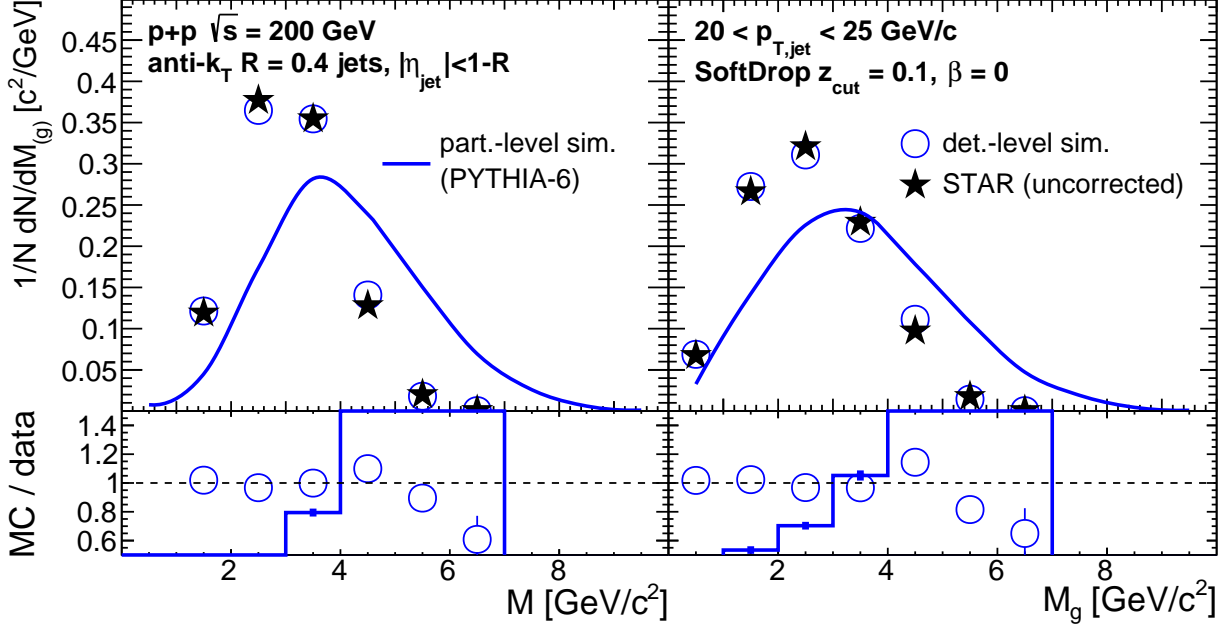


Figure 2. Comparison of STAR data (full star markers), particle-level simulation given by PYTHIA-6 (Perugia 2012 STAR Tune, solid blue line), and detector-level simulation given by PYTHIA-6+GEANT (open blue circles) for jet mass,  $M$  (left) and groomed jet mass,  $M_g$  (right) for a single  $p_{T,jet}$  selection ( $20 < p_{T,jet} < 25$  GeV/c) and  $R = 0.4$ . Data are uncorrected for detector effects. Statistical uncertainties are smaller than the size of the markers. We quantitatively compare via ratio in the lower panels to the particle- and detector-level simulations.

of PYTHIA-6 to PYTHIA-8 and to HERWIG-7. The two particle-level Bayesian prior smearings contribute roughly equally to the relative systematic uncertainty, while the detector-level  $p_{T,jet}$  spectrum variation is subdominant. The maximum envelope of these uncertainties is taken as the unfolding uncertainty.

The various systematic uncertainties and the total systematic uncertainty (the quadrature sum of individual contributions) are shown in Table I. Relative uncertainty values in Table I were obtained by propagating each variation through the unfolding procedure, and dividing the resulting fully corrected mass by the nominal result.

## V. RESULTS

The fully corrected jet mass and groomed jet mass distributions are shown in Fig. 4 for  $R = 0.4$  jets with  $20 < p_{T,jet} < 25$  GeV/c in the left panel,  $25 < p_{T,jet} < 30$  GeV/c in the middle panel, and  $30 < p_{T,jet} < 40$  GeV/c in the right panel. As  $p_{T,jet}$  increases, we observe an increase in the mean mass,  $\langle M \rangle$ , and groomed mass,  $\langle M_g \rangle$ , as well as a broadening of the distribution: jet mass and groomed jet mass mean (RMS) increase by

$25.5\% \pm 0.2\%(\text{stat.}) \pm 2.0\%(\text{syst.})$  ( $18.1\% \pm 0.4\% \pm 4.1\%$ ) and  $15.5\% \pm 0.3\% \pm 2.4\%$  ( $23.2\% \pm 0.4\% \pm 3.6\%$ ) respectively, from lowest to highest  $p_{T,jet}$ . This is due to the increase in the available phase space for radiation with higher jet momentum, as expected from pQCD.

We compare our fully corrected results with leading-order MC event generators PYTHIA-8 (including a curve with hadronization turned off, which we denote “parton jets”), HERWIG-7, and PYTHIA-6. The latter uses the Perugia 2012 tune [47] with additional tuning to the RHIC environment [45]. The former two use tunes developed for LHC kinematics - in PYTHIA-8 the Monash 2013 tune [48], and in HERWIG-7 the EE4C underlying event tune [49]. Relevant model differences between PYTHIA and HERWIG for a jet substructure analysis lie in the shower and hadronization mechanisms, where PYTHIA uses a  $p_T$ -ordered shower and string fragmentation, while HERWIG uses an angular-ordered shower and cluster hadronization.

We note that PYTHIA-6 describes the data well, within systematic uncertainties, whereas the HERWIG-7 and PYTHIA-8 prefer lower and higher mass jets, respectively, as seen in the slope of the ratio of MC to data. We also see from the comparison of the parton-level to

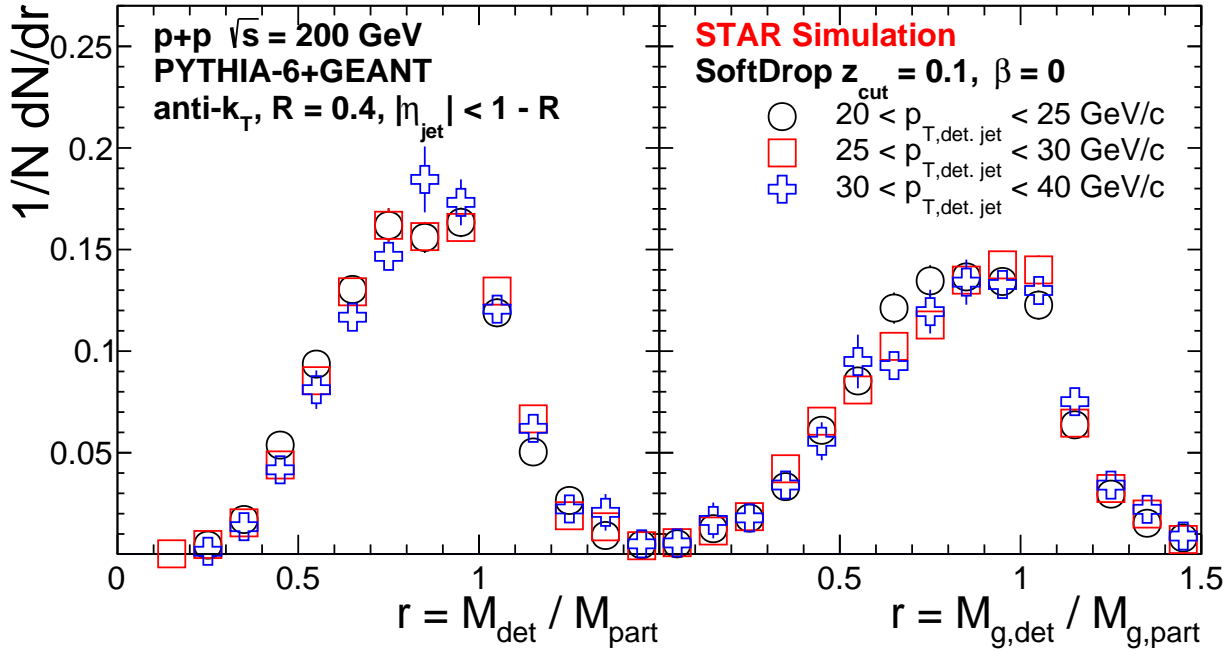


Figure 3. Ratio of simulated detector-level to particle-level jet mass (ungroomed and groomed, respectively) for three selections of detector-level  $p_{T,jet}$  (with no selection on the corresponding particle-level  $p_{T,jet}$ ), for  $R = 0.4$  particle-level jets from PYTHIA-6 matched event-by-event to detector-level jets from PYTHIA-6+GEANT. Most statistical uncertainties – denoted by vertical bars – are smaller than the size of the markers.

Source / Range in $M$	Hadronic Correction	Tower Gain	Tracking Efficiency	Unfolding Procedure	Total Systematics
(1, 2) $\text{GeV}/c^2$	1.3%	0.9%	13.0%	12.2%	17.9%
(4, 5) $\text{GeV}/c^2$	0.1%	0.6%	0.4%	4.1%	4.1%
(7, 8) $\text{GeV}/c^2$	3.6%	0.4%	6.9%	22.9%	24.1%

Source / Range in $M_g$	Hadronic Correction	Tower Gain	Tracking Efficiency	Unfolding Procedure	Total Systematics
(1, 2) $\text{GeV}/c^2$	2.6%	0.7%	6.8%	9.1%	11.7%
(4, 5) $\text{GeV}/c^2$	1.0%	0.8%	1.5%	3.4%	4.0%
(7, 8) $\text{GeV}/c^2$	1.1%	0.2%	8.0%	28.3%	29.4%

Table I. Systematic uncertainties for an example jet population with  $25 < p_{T,jet} < 30 \text{ GeV}/c$  and, from the top to the bottom row,  $1 < M_{(g)} < 2$ ,  $4 < M_{(g)} < 5$ , and  $7 < M_{(g)} < 8 \text{ GeV}/c^2$ . The total systematic uncertainties are obtained by adding the sources in the four preceding columns in quadrature. Upper: ungroomed jet mass. Lower: groomed jet mass.

hadron-level curves from PYTHIA-8 that hadronization increases the jet mass. In addition to the scan over  $p_{T,jet}$ , we show in Fig. 5 the jet mass and groomed jet mass distributions for jet radius  $R = 0.2, 0.4$ , and  $0.6$ , for a fixed  $p_{T,jet}$  from  $30$  to  $40 \text{ GeV}/c$ . We observe that the mass increases with increasing  $R$ , which is expected as the jet will encompass more wide-angle non-perturbative physics.

As for the groomed mass, it exhibits similar trends

of increasing mass with increasing  $p_{T,jet}$  and  $R$ . We note, however, that the position of the Sudakov peak is shifted up to  $55\% \pm 22\%$ (stat.) lower, for the largest jet radius and  $p_{T,jet}$  selection, for the groomed mass compared to the ungroomed mass distributions. This implies that jet constituents arising from wide-angle radiation are indeed suppressed. We also observe that the grooming procedure results in a groomed mass that is closer to the ungroomed parton-level curves, signaling

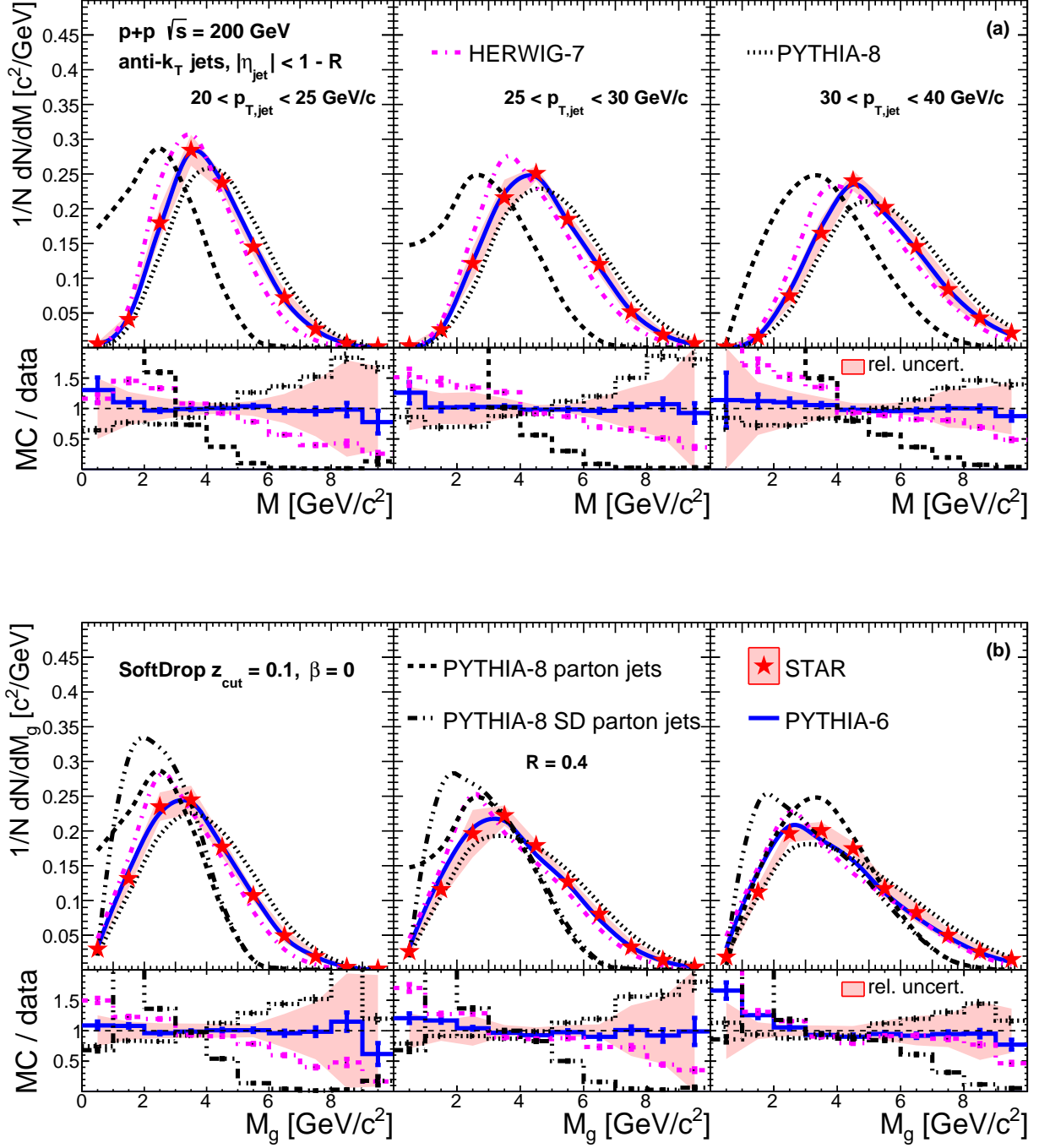


Figure 4. Distributions of (a)  $M$  and (b)  $M_g$  for  $R = 0.4$  anti- $k_T$  jets in  $pp$  collisions at  $\sqrt{s} = 200$  GeV. From left to right, the  $p_{T,jet}$  increases from  $20 < p_{T,jet} < 25$  GeV/c to  $30 < p_{T,jet} < 40$  GeV/c. The fully corrected data (with accompanying red shaded band denoting systematic uncertainties) are shown as solid red star markers. We quantitatively compare via ratio (“MC/data”) to PYTHIA-6 (Perugia 2012 STAR Tune, solid blue line), PYTHIA-8 (Monash 2013 Tune, dotted black line), and HERWIG-7 (EE4C Tune, dot-dashed magenta line) in the lower part of each panel, along with a total relative systematic uncertainty (“rel. uncert.”) on the data (corresponding to the absolute systematic uncertainty given by the shaded red band in the upper part of the panels). PYTHIA-8 with hadronization turned off is also shown as “PYTHIA-8 parton jets” (dashed black line). Statistical uncertainties are smaller than the size of the markers. In (b), we additionally compare to PYTHIA-8 parton-level  $M$  (dashed black line) and  $M_g$  (dot-dashed black line, denoted “SD” in the legend for SoftDrop groomed jets). The groomed parton-level curve is sometimes higher than its ungroomed counterpart because we drop jets with  $z_g < 0.1$ , which are also often low mass jets.



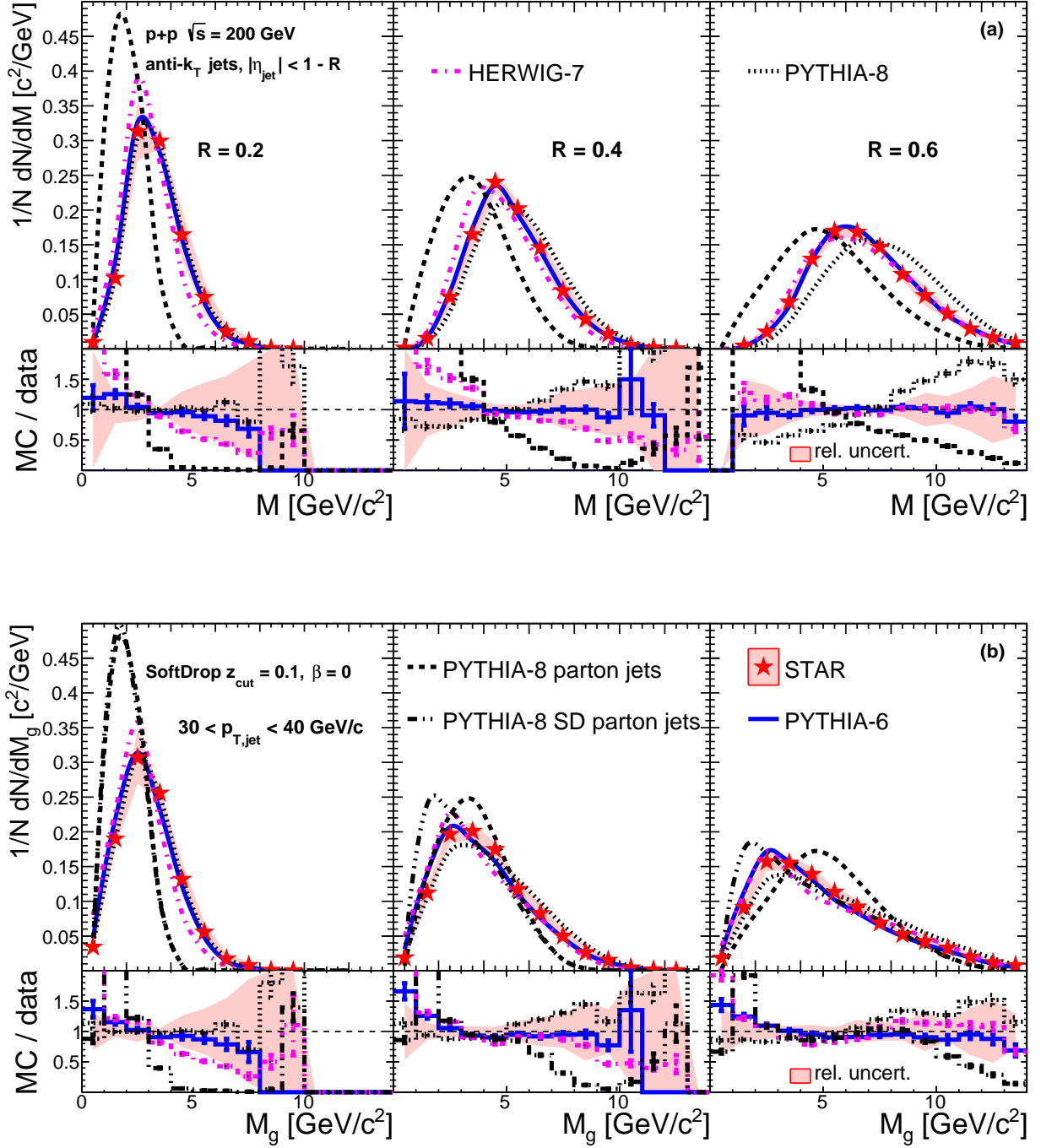


Figure 5. Distributions of (a)  $M$  and (b)  $M_g$  for anti- $k_T$  jets in  $pp$  collisions at  $\sqrt{s} = 200 \text{ GeV}$  for a single  $p_{T,\text{jet}}$  selection ( $30 < p_{T,\text{jet}} < 40 \text{ GeV}/c$ ) and varying jet radii (from left to right,  $R = 0.2, 0.4, 0.6$ ). The style of the curves is the same as in Fig. 4. Statistical uncertainties are smaller than the size of the markers. In (b), we additionally compare to groomed PYTHIA-8 parton-level (dot-dashed black line, denoted “SD” in the legend for SoftDrop groomed jets) and ungroomed PYTHIA-8 parton-level (dashed black line) to demonstrate that grooming removes non-perturbative physics such as hadronization.

that non-perturbative effects such as hadronization have been reduced. Both of these effects are more significant for  $R = 0.6$  jets. Finally, we note that for ungroomed mass, PYTHIA-6 is consistent with the data in all cases, while for groomed mass, PYTHIA-6 slightly underpredicts data for all jet radii shown. HERWIG-7 and PYTHIA-8 prefer lower and higher mass jets, respectively, in most  $R$  and  $p_{T,\text{jet}}$  selections with the exception of  $R = 0.2$  for PYTHIA-8, and  $30 < p_{T,\text{jet}} < 40 \text{ GeV}/c$ ,  $R = 0.6$  for ungroomed HERWIG-7, where they do describe the data. The preference of HERWIG-7 and PYTHIA-8 for lower and higher  $\langle M_g \rangle$ , respectively, is consistent with the observed preference for narrower and wider splits, respectively, in Ref. [39].

The dependence of the mass on jet radius and  $p_{T,\text{jet}}$  is made more apparent by Fig. 6 in which we plot the mean (groomed) mass for the same jet radius and  $p_{T,\text{jet}}$  selections as above. Note the decrease in  $\langle M \rangle$  from grooming due to removal of wide-angle radiation. Additionally, there is an increase in the difference between the groomed and ungroomed jet mass for higher- $p_T$  jets, presumably due to the fact that high- $p_T$  jets are more collimated, so more of the wide-angle radiation is captured in the jet cone before grooming, which the grooming procedure then reduces. We also observe that for small radius jets, the jet mass is relatively unaffected by grooming, as much of the wide-angle radiation will already have left the jet cone, while for large-radius jets grooming dramatically reduces  $\langle M \rangle$ . Lastly, there is a much stronger dependence of  $\langle M_{(g)} \rangle$  on the jet radius than on the  $p_{T,\text{jet}}$ . The stronger dependence on the radius is expected from the generic form of the jet mass:  $M^2 \sim p_{T,\text{jet}} \sum_{i \in J} p_{T,i} \Delta R_{iJ}^2$ , where  $p_{T,i}$  is the transverse momentum with respect to the jet axis and  $\Delta R_{iJ}^2 = (\Delta \eta_{iJ})^2 + (\Delta \phi_{iJ})^2$  is the distance of the constituent  $i$  from the jet axis [28].

Finally, we compare the hadron-level fully corrected jet mass data to a pQCD calculation at next-to-leading order with next-to-leading-logarithm (NLL) accuracy at the parton-level in Fig. 7. For  $R = 0.2$  jets there are large non-perturbative contributions to the calculation for the entire jet mass distribution, so we show only  $R = 0.4$  and  $R = 0.6$  jets, and even for  $R = 0.4$  jets, the lowest  $p_{T,\text{jet}}$  range is dominated by these non-perturbative contributions. The uncertainty on the calculation is given by QCD scale variation by a factor of two about the chosen values, while keeping the relation between the collinear and soft scales and between the hard and jet scales fixed, as in Ref. [50]. Due to contributions from non-perturbative physics, theoretical calculations become unreliable at small  $M$  and  $p_{T,\text{jet}}$ , so a simple linear extrapolation of the ungroomed jet mass to  $(0,0)$  is done in Fig. 7 in order to provide a consistent overall normalization by which to compare the calculations and data. Note also that the jet mass range for the comparison is  $0 < M < 10 \text{ GeV}/c^2$  so the normalization of the data in Fig. 5 and Fig. 7 is different. Although non-perturbative effects are minimized at large  $R$  and  $p_{T,\text{jet}}$ , we observe a significant discrep-

ancy in the jet mass between the calculation and data even for  $R = 0.6$ ,  $30 < p_{T,\text{jet}} < 40 \text{ GeV}/c$  ungroomed jets. This indicates the large effect of hadronization and other non-perturbative contributions to the jet mass in the STAR kinematic regime, and can be used to extract a non-perturbative shape function for a hadronization correction. However, we do observe that for larger radius jets, the groomed jet mass data and ungroomed jet mass calculation are comparable, indicating the suppression of non-perturbative effects with the SoftDrop procedure. We notice as well that the calculation is comparable with PYTHIA-8 both for groomed and ungroomed jets.

## VI. SUMMARY

This paper presents the first inclusive jet mass measurement in  $pp$  collisions at  $\sqrt{s} = 200 \text{ GeV}$  at RHIC. Both the ungroomed and groomed jet mass are presented differentially in the jet radius and transverse momentum. We observe trends of increasing mean and width of the distributions with increased  $R$  due to the inclusion of more wide-angle radiation. We see the same trends for increasing  $p_{T,\text{jet}}$  as well due to the increased phase space for radiation. Both of these observations are consistent with pQCD. In addition, grooming is shown to shift the mass distribution to smaller values and reduce the position of the Sudakov peak, leaving the fully corrected groomed jet mass amenable to comparison with NLL calculations.

Although the fully corrected data is well-described by the RHIC-tuned leading-order MC event generator PYTHIA-6 Perugia 2012, it is not as well-described by LHC-tuned PYTHIA-8 Monash 2013 and HERWIG-7 EE4C, providing crucial input for further RHIC tunes. This measurement will also serve as an important reference for future jet mass measurements in heavy-ion collisions at RHIC in which modification due to energy loss in the hot nuclear medium may be expected.

## ACKNOWLEDGEMENTS

We thank Kyle Lee and Felix Ringer for helpful discussions pertaining to the jet mass. We thank the RHIC Operations Group and RCF at BNL, the NERSC Center at LBNL, and the Open Science Grid consortium for providing resources and support. This work was supported in part by the Office of Nuclear Physics within the U.S. DOE Office of Science, the U.S. National Science Foundation, the Ministry of Education and Science of the Russian Federation, National Natural Science Foundation of China, Chinese Academy of Science, the Ministry of Science and Technology of China and the Chinese Ministry of Education, the Higher Education Sprout Project by Ministry of Education at NCKU, the National Research Foundation of Korea, Czech Science Foundation and Ministry of Education, Youth and Sports of the

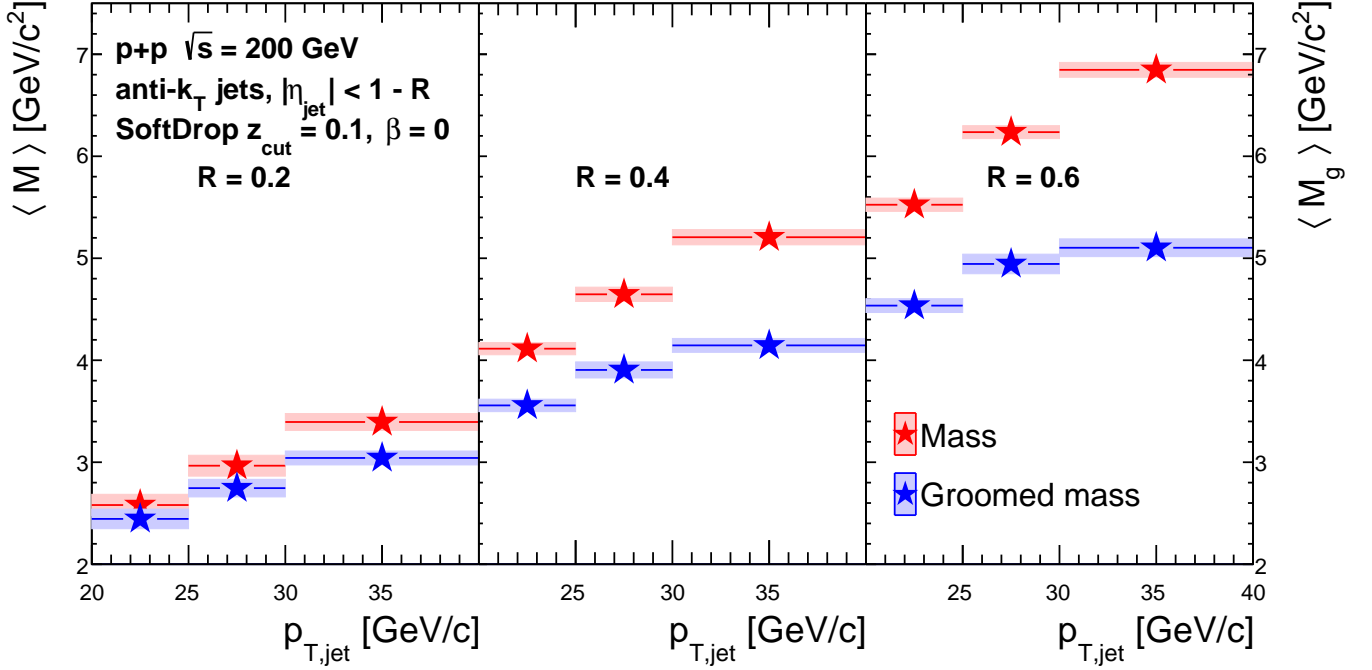


Figure 6. Mean jet mass of anti- $k_T$  jets in  $pp$  collisions at  $\sqrt{s} = 200$  GeV as a function of  $p_{T,jet}$  ( $x$ -axis) and jet radius,  $R$  (panels). The fully corrected data are shown as solid star markers with accompanying shaded band denoting systematic uncertainties on the mean. The mean jet mass,  $\langle M \rangle$ , is shown in red; mean groomed jet mass,  $\langle M_g \rangle$ , is shown in blue. Statistical uncertainties are smaller than the size of the markers.

Czech Republic, Hungarian National Research, Development and Innovation Office, New National Excellency Programme of the Hungarian Ministry of Human Capacities, Department of Atomic Energy and Department of Science and Technology of the Government of India, the National Science Centre of Poland, the Ministry of

Science, Education and Sports of the Republic of Croatia, RosAtom of Russia and German Bundesministerium für Bildung, Wissenschaft, Forschung und Technologie (BMBF), Helmholtz Association, Ministry of Education, Culture, Sports, Science, and Technology (MEXT) and Japan Society for the Promotion of Science (JSPS).

- 
- [1] A. Ali and G. Kramer, *Eur. Phys. J. H* **36**, 245 (2011).
  - [2] Y. L. Dokshitzer, *Sov. Phys. J. Exp. Theor. Phys.* **46**, 641 (1977).
  - [3] V. N. Gribov and L. N. Lipatov, *Sov. J. Nucl. Phys.* **15**, 438 (1972).
  - [4] G. Altarelli and G. Parisi, *Nucl. Phys. B* **126**, 298 (1977).
  - [5] M. Cacciari, G. P. Salam, and G. Soyez, *J. High Energy Phys.* **04** (2008), 063.
  - [6] P. A. Zyla *et al.* (Particle Data Group), *Prog. Theor. Exp. Phys.* **2020**, 083C01 (2020).
  - [7] A. M. Sirunyan *et al.* (CMS), *Eur. Phys. J. C* **80**, 752 (2020).
  - [8] D. Gutierrez-Reyes, Y. Makris, V. Vaidya, I. Scimemi, and L. Zoppi, *J. High Energy Phys.* **08** (2019), 161.
  - [9] Y. Mehtar-Tani and K. Tywoniuk, *Phys. Rev. D* **98**, 051501 (2018).
  - [10] G. Aad *et al.* (ATLAS), *J. High Energy Phys.* **05** (2012), 128.
  - [11] M. Aaboud *et al.* (ATLAS), *Phys. Rev. Lett.* **121**, 092001 (2018).
  - [12] ATLAS Collaboration, ATLAS-CONF-2018-014 (2018).
  - [13] T. Aaltonen *et al.* (CDF), *Phys. Rev. D* **85**, 091101 (2012).
  - [14] S. Chatrchyan *et al.* (CMS), *J. High Energy Phys.* **05** (2013), 090.
  - [15] A. M. Sirunyan *et al.* (CMS), *Eur. Phys. J. C* **77**, 467 (2017).
  - [16] A. M. Sirunyan *et al.* (CMS), *J. High Energy Phys.* **10** (2018), 161.
  - [17] S. Acharya *et al.* (ALICE), *Phys. Lett. B* **776**, 249 (2018).
  - [18] T. Sjöstrand, S. Mrenna, and P. Z. Skands, *J. High Energy Phys.* **05** (2006), 026.

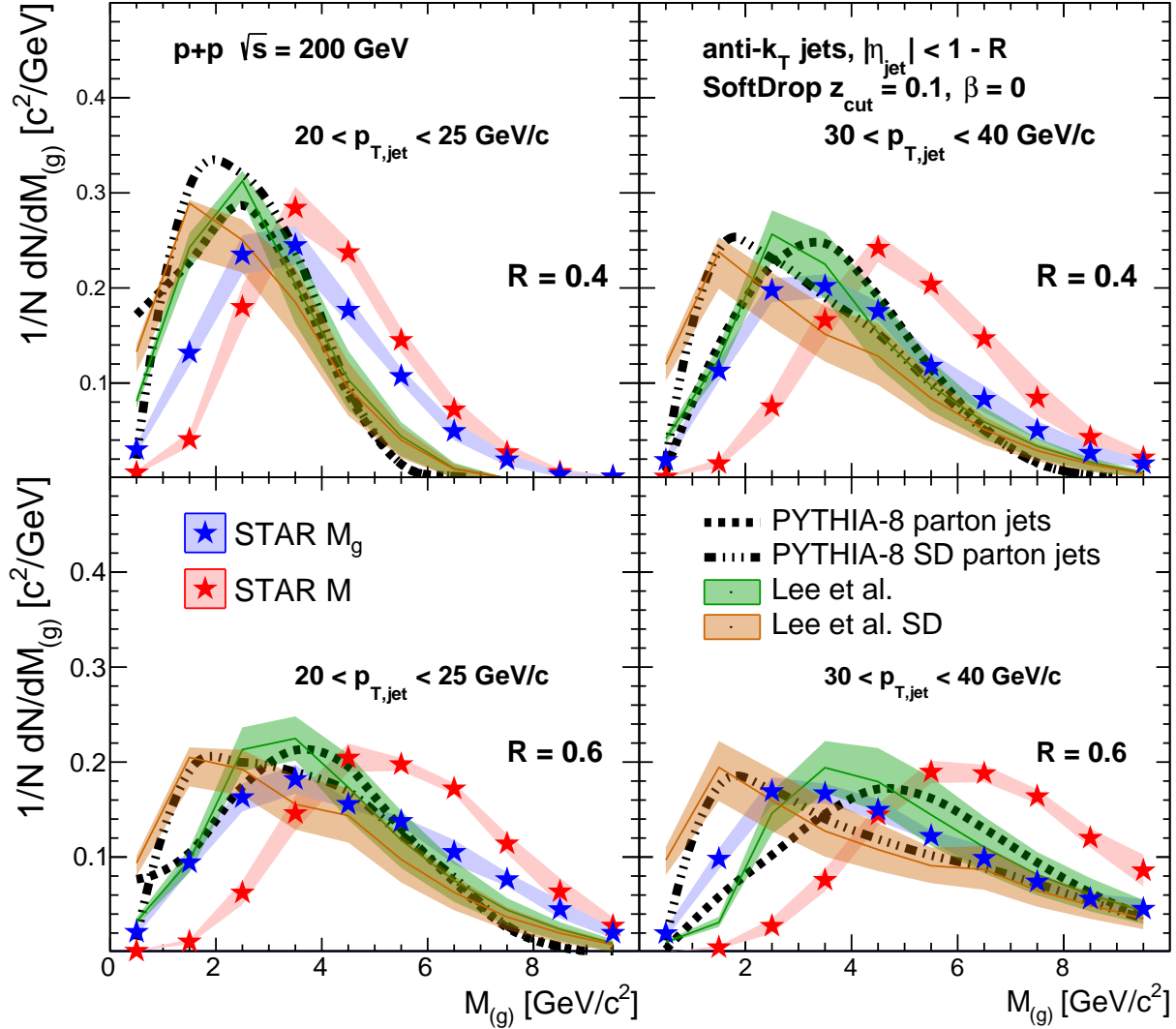


Figure 7. Comparison between hadron-level fully corrected STAR data (star markers with shaded bands denoting systematic uncertainty) and a calculation at next-to-leading-log accuracy at parton-level (shaded bands, which denote QCD scale variation uncertainty) as well as parton-level MC, for  $M$  and  $M_g$  of anti- $k_T$  jets in  $pp$  collisions at  $\sqrt{s} = 200$  GeV for two  $p_{T,jet}$  selections (from left to right,  $20 < p_{T,jet} < 25$  GeV/c and  $30 < p_{T,jet} < 40$  GeV/c) and varying jet radii (from top to bottom,  $R = 0.4, 0.6$ ). The ungroomed (groomed) jet mass data are in red (blue), while the ungroomed (groomed) jet mass calculation is in green (orange). Statistical uncertainties are smaller than the size of the markers. We additionally compare to groomed PYTHIA-8 parton-level (dot-dashed black line, denoted “SD” in the legend for SoftDrop groomed jets) and ungroomed PYTHIA-8 parton-level (dashed black line). *N.B.* the calculation is dominated by non-perturbative effects below  $M \approx 1$  GeV/c<sup>2</sup>, so a linear extrapolation to zero was done from the lowest value above this non-perturbative regime.

- [19] T. Sjöstrand, S. Mrenna, and P. Z. Skands, *Comput. Phys. Commun.* **178**, 852 (2008).
- [20] J. Bellm *et al.*, *Eur. Phys. J. C* **76**, 196 (2016).
- [21] A. Moraes, C. Buttar, and I. Dawson, *Eur. Phys. J. C* **50**, 435 (2007).
- [22] A. J. Larkoski, S. Marzani, and J. Thaler, *Phys. Rev. D* **91**, 111501 (2015).
- [23] A. J. Larkoski, S. Marzani, G. Soyez, and J. Thaler, *J. High Energy Phys.* **05** (2014), 146.
- [24] D. Anderle, M. Dasgupta, B. K. El-Menoufi, J. Helliwell, and M. Guzzi, *Eur. Phys. J. C* **80**, 827 (2020).
- [25] M. Dasgupta, A. Fregoso, S. Marzani, and G. P. Salam, *J. High Energy Phys.* **09** (2013), 029.
- [26] A. Majumder and J. Putschke, *Phys. Rev. C* **93**, 054909 (2016).
- [27] M. Balsiger, T. Becher, and D. Y. Shao, *J. High Energy Phys.* **04** (2019), 020.
- [28] Z.-B. Kang, K. Lee, X. Liu, and F. Ringer, *Phys. Lett. B* **793**, 41 (2019).

- [29] J. Chay and C. Kim, *J. Korean Phys. Soc.* **74**, 439 (2019).
- [30] Z.-B. Kang, K. Lee, X. Liu, and F. Ringer, *J. High Energy Phys.* **10** (2018), 137.
- [31] Z.-B. Kang, K. Lee, and F. Ringer, *J. High Energy Phys.* **04** (2018), 110.
- [32] S. Marzani, L. Schunk, and G. Soyez, *Eur. Phys. J. C* **78**, 96 (2018).
- [33] A. Idilbi and C. Kim, *J. Korean Phys. Soc.* **73**, 1230 (2018).
- [34] Z. L. Liu, C. S. Li, J. Wang, and Y. Wang, *J. High Energy Phys.* **04** (2015), 005.
- [35] M. Cacciari, G. P. Salam, and G. Soyez, *Eur. Phys. J. C* **72**, 1896 (2012).
- [36] M. Anderson *et al.*, *Nucl. Instrum. Methods Phys. Res., Sect. A* **499**, 659 (2003).
- [37] M. Beddo *et al.* (STAR), *Nucl. Instrum. Methods Phys. Res., Sect. A* **499**, 725 (2003).
- [38] L. Adamczyk *et al.* (STAR), *Phys. Rev. Lett.* **115**, 092002 (2015).
- [39] J. Adam *et al.* (STAR), *Phys. Lett. B* **811**, 135846 (2020).
- [40] Y. L. Dokshitzer, G. Leder, S. Moretti, and B. Webber, *J. High Energy Phys.* **08** (1997), 001.
- [41] M. Wobisch and T. Wengler, in *Workshop on Monte Carlo Generators for HERA Physics (Plenary Starting Meeting)* (1998) p. 270, [arXiv:hep-ph/9907280](#).
- [42] G. D'Agostini, [arXiv:1010.0632 \[physics.data-an\]](#).
- [43] T. Adye, in *PHYSTAT 2011* (CERN, Geneva, 2011) p. 313.
- [44] J. Pumplin, D. Stump, J. Huston, H. Lai, P. M. Nadolsky, and W. Tung, *J. High Energy Phys.* **07** (2002), 012.
- [45] J. Adam *et al.* (STAR), *Phys. Rev. D* **100**, 052005 (2019).
- [46] R. Brun, F. Bruyant, F. Carminati, S. Giani, M. Maire, A. McPherson, G. Patrick, and L. Urban [10.17181/CERN.MUHF.DMJ1](#) (1994).
- [47] P. Z. Skands, *Phys. Rev. D* **82**, 074018 (2010).
- [48] P. Skands, S. Carrazza, and J. Rojo, *Eur. Phys. J. C* **74**, 3024 (2014).
- [49] M. H. Seymour and A. Siodmok, *J. High Energy Phys.* **10** (2013), 113.
- [50] E.-C. Aschenauer, K. Lee, B. S. Page, and F. Ringer, *Phys. Rev. D* **101**, 054028 (2020).