

Nonadiabatic stochastic resonance: An analytical solution

Woosok Moon,^{1,2} L. T. Giorgini,² and J. S. Wettlaufer^{3,2}

¹*Department of Mathematics, Stockholm University 106 91 Stockholm, Sweden*

²*Nordita, Royal Institute of Technology and Stockholm University, SE-10691 Stockholm, Sweden*

³*Yale University, New Haven, USA*

(Dated: June 7, 2022)

We generalize stochastic resonance to the non-adiabatic limit by treating the double-well potential using two quadratic potentials. We use a singular perturbation method to determine an approximate analytical solution for the probability density function that asymptotically connects local solutions in boundary layers near the two minima with those in the region of the maximum that separates them. The validity of the analytical solution is confirmed numerically. Free from the constraints of the adiabatic limit, the approach allows us to predict the escape rate from one stable basin to another for systems experiencing a more complex periodic forcing.

I. INTRODUCTION

It is common to consider noise as a hindrance in measurements and observations, which underlies the general idea of filtering in signal processing [1, 2]. In contrast, there are circumstances in which the presence of noise may facilitate the detection of a signal. A prominent example is *stochastic resonance*, during which noise can amplify a weak signal and drive a dramatic transition in the state of a system [3–7]. The simplest stochastic resonance configuration considers the trajectory of a Brownian particle in a double-well potential influenced by a weak periodic forcing; as the random forcing increases so too does the observed signal-to-noise ratio [6]? As the noise amplitude varies a resonance with the periodic forcing triggers transitions between the stable minima.

The term stochastic resonance originated in a series of studies by Benzi et al., [3–5] that focused on the observed periodicity of Earth’s ice ages. Namely, because the 100 kyr eccentricity of the Milankovitch orbital cycles provides such a weak periodic solar insolation forcing, as the strength of random forcing varies, a resonance may drive the transition between the cold and warm states of the Earth’s climate system. Whilst the original motivation was an explanation of ice-age periodicity, the generality of the framework has driven a myriad of studies across science and engineering. For example, a modest subset in which stochastic resonance is a key process includes the sensory systems of many animals, including humans, facilitating the recognition of weak signals buried in environment noise [8–10], it is used to enhance signals in blurry images [11, 12] and in detecting machine faults in mechanical engineering [13]. Despite this breadth, the theoretical foundation of stochastic resonance is based on the Kramer’s escape rate from one of the minima of a bi-stable system within the adiabatic limit [6, 7]. In particular, rather than directly solving the non-autonomous Fokker-Planck equation, the periodic forcing of the potential is treated as a constant assuming that the frequency of the periodic forcing is asymptotically small. However, in most realistic settings, a weak signal is not consistent with a single periodic function, but rather with

a continuous spectrum of many frequencies [14]. Therefore, use of stochastic resonance in practical systems requires a generalization of the existing theory to the *non-adiabatic case*.

We have made a recent advance in this direction as follows [15]. We first treated the Kramers escape problem with periodic forcing within the framework of singular perturbation theory and matched asymptotic expansions. In particular, we divided the cubic potential into three regions—two boundary layers near the extrema and one connecting them—and determined the local approximate analytic solutions of the Fokker-Planck equation within each region. We constructed a uniformly valid composite global solution by systematic asymptotic matching of the local solutions. The bi-stable system was then obtained by reflection of the Kramers problem. In consequence, the non-adiabatic hopping rate was determined and the full solution was tested numerically. The analytic solution is principally reliable only when the magnitude of the periodic forcing is much smaller than the noise magnitude. Our goal here is to simplify this calculation to make more transparent and useful the general treatment of non-adiabatic stochastic resonance.

Insight for this simplification is provided from a calculation of the mean first passage time of the Ornstein-Uhlenbeck process using similar singular perturbation methods [16]. In that problem we solve the Fokker-Planck equation with an absorbing boundary condition at a point far away from the minimum of a quadratic potential. In what follows we revisit this problem and derive the probability density function from which we determine the escape rate. We will then use this method to treat the stochastic resonance problem as a periodically forced bi-stable potential by combining two quadratic potentials. We then obtain approximate analytical solutions for stochastic resonance in the non-adiabatic regime. The analytical solutions compare extremely well with the numerical solutions.

II. FIRST PASSAGE PROBLEM FOR THE ORNSTEIN-UHLENBECK PROCESS

In order to make this paper reasonably self-contained, we outline the asymptotic method previously used to solve the survival probability problem for the Ornstein-Uhlenbeck problem [16], which we relate explicitly in this section to the first passage problem. As shown in Fig. 1 we divide the domain into two regions: a broad $O(1)$ region (I) containing the minimum of the potential, $x = 0$, and a narrow $O(1/\beta)$ boundary layer (II) near $x = \beta$. In the parlance of asymptotic methods in differential equations [17], the boundary layer is referred to as the *inner region* and the remainder of the domain is the *outer region*, although in this case the latter is in the interior of the potential. We solve the limiting differential equations in these regions, from which we develop a uniform composite solution for the probability density using asymptotic matching. From this composite solution we calculate the mean first passage time.

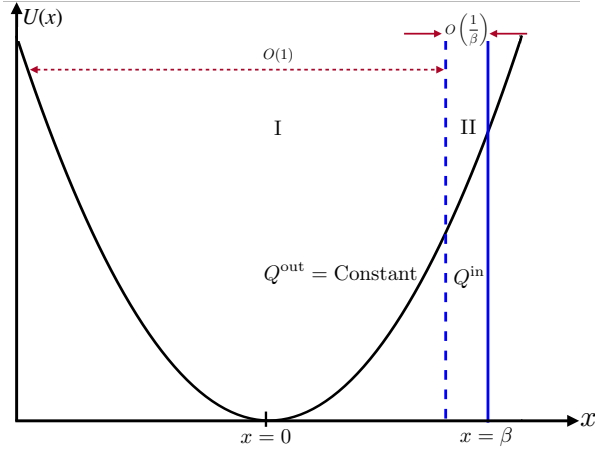


FIG. 1: Schematic of the first passage problem with a quadratic potential $U(x) = \frac{1}{2}\lambda x^2$ and Gaussian white noise of magnitude $\sqrt{2}\sigma$. The potential is divided into an “outer” region (I) around the minimum at $x = 0$, and a “boundary layer”, or the “inner” region (II), near the absorbing boundary at $x = \beta$. In each region the asymptotically dominant solutions are determined and then matched throughout the entire domain. The boundary layer solution, Q^{in} , satisfying the boundary condition $x = \beta$ converges to Q^{out} as the independent variable approaches the origin.

A Brownian particle resides in a quadratic potential (Fig. 1) and its position, $x(t)$, obeys the following Langevin equation,

$$\frac{dx}{dt} = -\lambda x + \sqrt{2}\sigma\xi(t), \quad (1)$$

where $\lambda > 0$ captures the stability of the quadratic potential, $\xi(t)$ is Gaussian white noise with zero mean, intensity $\sqrt{2}\sigma$, and correlation $\langle \xi(t)\xi(s) \rangle = \delta(t-s)$.

The first passage problem describes the mean time required for the Brownian particle to reach a particular location, say $x = \beta$. The Langevin equation can be transformed to a Fokker-Planck equation for the probability

density, $P(x, t)$, given by

$$\frac{\partial P}{\partial t} = \lambda \frac{\partial}{\partial x}(xP) + \sigma^2 \frac{\partial^2 P}{\partial x^2}, \quad (2)$$

with an absorbing boundary condition at $x = \beta$, $P(x = \beta) = 0$, and $P(x = -\infty) = 0$. Here, the absorbing boundary condition implies that Brownian particles disappear at $x = \beta$, where we seek the loss rate of probability density. We have solved this problem analytically for $\beta \gg 1$ with both λ and $\sigma = O(1)$ [16].

Region I: The outer solution. The probability density in the outer region (the interior of the potential), P^{out} , satisfies

$$\frac{\partial P^{\text{out}}}{\partial t} = \lambda \frac{\partial}{\partial x}(xP^{\text{out}}) + \sigma^2 \frac{\partial^2 P^{\text{out}}}{\partial x^2}, \quad (3)$$

with boundary conditions $P^{\text{out}}(\pm\infty) = 0$. The steady-state solution of Eq. (3) is $P_{\text{ss}}^{\text{out}} = \sqrt{\frac{\lambda}{2\pi\sigma^2}} \exp(-\lambda x^2/2\sigma^2)$. Now, we let $P(x, t) = P_{\text{ss}}^{\text{out}} Q(x, t)$ in Eq. (2) and hence $Q(x, t)$ satisfies

$$\frac{\partial Q}{\partial t} = -\lambda x \frac{\partial Q}{\partial x} + \sigma^2 \frac{\partial^2 Q}{\partial x^2}. \quad (4)$$

Therefore, in the interior of the potential $Q \equiv Q^{\text{out}} \approx N(t)$, where $N(t)$ is a very slowly-varying function due to the leaking of probability density at $x = \beta$. Thus, we set $N(t) = N$ to be a constant.

Region II: The inner solution. In the boundary layer we have $x \sim \beta$ and because $\beta \gg 1$, we have $\varepsilon \equiv 1/\beta \ll 1$, motivating the stretched coordinate $\eta = \frac{x-\beta}{\varepsilon} = \beta(x-\beta)$. Thus, expressed using η , in the boundary layer Eq. (4) becomes

$$\frac{\partial Q^{\text{in}}}{\partial t} = -\lambda(\eta + \beta^2) \frac{\partial Q^{\text{in}}}{\partial \eta} + \beta^2 \sigma^2 \frac{\partial^2 Q^{\text{in}}}{\partial \eta^2}. \quad (5)$$

Because $\beta \gg 1$ the leading-order balance in Eq. (17) is

$$-\lambda \frac{\partial Q^{\text{in}}}{\partial \eta} + \sigma^2 \frac{\partial^2 Q^{\text{in}}}{\partial \eta^2} \simeq 0. \quad (6)$$

Therefore, $Q^{\text{in}} \simeq K_1 \exp(\lambda\eta/\sigma^2) + K_2$ with constants K_1 and K_2 . To satisfy the boundary condition $P(x = \beta) = 0$, which is equivalent to $Q^{\text{in}}(\eta = 0) = 0$, we must have $K_2 + K_1 = 0$.

Uniformly Valid Composite Solution: Asymptotic matching of the solutions between Regions I and II requires that $\lim_{\eta \rightarrow -\infty} Q^{\text{in}} = Q^{\text{out}} = N$, which gives $Q^{\text{in}} = N[1 - \exp(\lambda\eta/\sigma^2)]$. A uniformly valid composite solution is then $Q \equiv Q^{\text{out}} + Q^{\text{in}} - \lim_{\eta \rightarrow -\infty} Q^{\text{in}}$, or $Q \simeq N(1 - \exp[\beta\lambda(x-\beta)/\sigma^2])$, which gives

$$P \simeq N \sqrt{\frac{\lambda}{2\pi\sigma^2}} \exp\left(-\frac{\lambda}{2\sigma^2} x^2\right) \left(1 - \exp\left[\frac{\beta\lambda}{\sigma^2}(x-\beta)\right]\right). \quad (7)$$

Integrating the Fokker-Planck equation (2) over the entire domain $(-\infty, \beta)$ we have

$$\frac{\partial}{\partial t} \int_{-\infty}^{\beta} P dx = J_{x=\beta}, \quad (8)$$

where $J = \lambda x P + \sigma^2 \partial P / \partial x$ and we use $J(x = -\infty) = 0$. Probability density is principally concentrated near $x = 0$, and hence

$$\int_{-\infty}^{\beta} P dx \simeq Q^{\text{out}} \int_{-\infty}^{\infty} P^{\text{out}} dx = N, \quad (9)$$

so that Eq. (8) becomes

$$\frac{dN}{dt} = -\beta \lambda \sqrt{\frac{\lambda}{2\pi\sigma^2}} \exp\left(-\frac{\lambda\beta^2}{2\sigma^2}\right) N \equiv -rN. \quad (10)$$

Therefore, the global probability density decreases with rate r and the mean first passage time is $\langle T \rangle = 1/r$, with

$$r = \beta \lambda \sqrt{\frac{\lambda}{2\pi\sigma^2}} \exp\left(-\frac{\lambda\beta^2}{2\sigma^2}\right) \quad (11)$$

III. STOCHASTIC RESONANCE IN DOUBLE QUADRATIC POTENTIALS

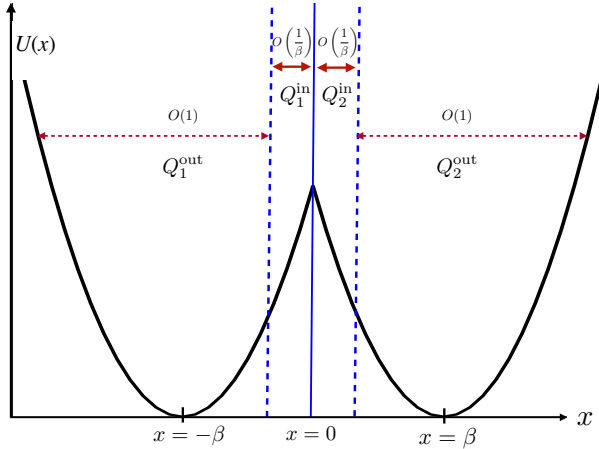


FIG. 2: Schematic of stochastic resonance in which a double-well potential is treated using two quadratic potentials, $U_1(x) = \frac{1}{2}\lambda(x+\beta)^2$ when $x < 0$ and $U_2(x) = \frac{1}{2}\lambda(x-\beta)^2$ when $x \geq 0$. There are two regions, the interior of each near the two minima $x = \pm\beta$ and boundary layers near $x = 0$.

A. Asymptotic solutions

We now combine the asymptotic methods used to solve the general problem of stochastic resonance [15] with the particular setting described in §II, to treat the double-well potential in stochastic resonance using two quadratic

potentials. As shown in Fig. 2, the potential $U(x)$ is $\frac{1}{2}\lambda(x+\beta)^2$ when $x < 0$ and $\frac{1}{2}\lambda(x-\beta)^2$ when $x \geq 0$. Thus, with the addition of noise, $\sqrt{2\sigma}\xi(t)$, and periodic forcing $A\cos(\omega t)$, stochastic resonance between the minima at $x = \pm\beta$ is described by the following Fokker-Planck equation for the probability density $P(x, t)$,

$$\frac{\partial P}{\partial t} = \frac{\partial}{\partial x} \left\{ \left[\frac{dU}{dx} - A\cos(\omega t) \right] P \right\} + \sigma^2 \frac{\partial^2 P}{\partial x^2}, \quad (12)$$

with boundary conditions $P(x = \pm\infty, t) = 0$.

As shown in the Fig. (2), there are two *outer* regions interior to each side of the potential centered upon the two minima, $x = \pm\beta$, and two *boundary layers* for each quadratic potential at $x = 0$. We now consider approximate solutions to Eq. (12) in these regions.

In the outer region of $U_1(x)$ centered on $x = -\beta$, the probability density P_1^{out} satisfies

$$\frac{\partial P_1^{\text{out}}}{\partial t} = \lambda \frac{\partial}{\partial y} (y P_1^{\text{out}}) - A\cos(\omega t) \frac{\partial P_1^{\text{out}}}{\partial y} + \sigma^2 \frac{\partial^2 P_1^{\text{out}}}{\partial y^2} \quad (13)$$

with $P_1^{\text{out}}(y = \pm\infty) = 0$, where $y = x + \beta$. Eq. (13) has solution

$$P_1^{\text{out}} = \sqrt{\frac{\lambda}{2\pi\sigma^2}} \exp\left(-\frac{\lambda}{2\sigma^2} [y - h(t)]^2\right) \quad (14)$$

where

$$h(t) = \frac{A}{\sqrt{\lambda^2 + \omega^2}} \cos(\omega t - \phi) \quad (15)$$

and $\tan\phi = \omega/\lambda$.

Now we substitute $P(x, t) = P_1^{\text{out}} Q(x, t)$ into Eq. (12) which becomes

$$\frac{\partial Q}{\partial t} = [-\lambda y + A\cos(\omega t - 2\phi)] \frac{\partial Q}{\partial y} + \sigma^2 \frac{\partial^2 Q}{\partial y^2}, \quad (16)$$

the outer solution of which is $Q_1^{\text{out}} = N_1(t)$; a slowly-varying function of time that we approximate as a constant, N_1 .

In the boundary layer we introduce the stretched coordinate $\eta = \beta x$, which leads to

$$\begin{aligned} \frac{\partial Q_1^{\text{in}}}{\partial t} &= [-\lambda\eta + \beta^2\lambda + \beta A\cos(\omega t - 2\phi)] \frac{\partial Q_1^{\text{in}}}{\partial \eta} \\ &\quad + \beta^2\sigma^2 \frac{\partial^2 Q_1^{\text{in}}}{\partial \eta^2}. \end{aligned} \quad (17)$$

Because $\beta \gg 1$, keeping terms to $O(\beta)$ and higher, gives

$$\left[-\lambda + \frac{A}{\beta} \cos(\omega t - 2\phi) \right] \frac{\partial Q_1^{\text{in}}}{\partial \eta} + \sigma^2 \frac{\partial^2 Q_1^{\text{in}}}{\partial \eta^2} \simeq 0, \quad (18)$$

the solution of which is

$$Q_1^{\text{in}} = K_1 \exp\left(\left[\frac{\lambda - \frac{A}{\beta} \cos(\omega t - 2\phi)}{\sigma^2} \right] \eta\right) + K_2, \quad (19)$$

with constants K_1 and K_2 to be determined. We note here that Eq. (17) could be solved using a regular perturbation method by setting $Q_1^{\text{in}} \simeq Q_{10}^{\text{in}} + \frac{1}{\beta} Q_{11}^{\text{in}}$, which results in $Q_1^{\text{in}} \simeq K_1 \exp\left(\frac{\lambda}{\sigma^2} \eta\right) \left(1 - \frac{A}{\beta \sigma^2} \cos(\omega t - 2\phi)\eta\right) + K_2$. However, as noted, to $O(\beta)$, the solution (19) uses $\exp\left(-\frac{A}{\beta \sigma^2} \cos(\omega t - 2\phi)\eta\right)$ instead of $1 - \frac{A}{\beta \sigma^2} \cos(\omega t - 2\phi)\eta$, simplifying the subsequent development at that order.

Asymptotic matching requires that the outer limit of the inner solution equal the inner limit of the outer solution; $\lim_{\eta \rightarrow -\infty} Q_1^{\text{in}} = \lim_{y \rightarrow \beta} Q_1^{\text{out}} = N_1$ and hence $K_2 = N_1$. Therefore, a uniformly valid composite asymptotic solution in $U_1(x)$ is $Q_1 = Q_1^{\text{out}} + Q_1^{\text{in}} - \lim_{\eta \rightarrow -\infty} Q_1^{\text{in}}$, giving

$$P_1 = \sqrt{\frac{\lambda}{2\pi\sigma^2}} \exp\left(-\frac{\lambda}{2\sigma^2} [x + \beta - h(t)]^2\right) \times \left\{ N_1 + K_1 \exp\left(\frac{\beta\lambda - A\cos(\omega t - 2\phi)}{\sigma^2} x\right) \right\}. \quad (20)$$

Similarly, we obtain the solution P_2 in $U_2(x)$ as

$$P_2 = \sqrt{\frac{\lambda}{2\pi\sigma^2}} \exp\left(-\frac{\lambda}{2\sigma^2} [x - \beta - h(t)]^2\right) \times \left\{ N_2 + D_1 \exp\left(-\frac{\beta\lambda + A\cos(\omega t - 2\phi)}{\sigma^2} x\right) \right\}. \quad (21)$$

Now we determine the constants K_1 and D_1 from the continuity of probability density $P(x)$ and flux $J(x)$ at $x = 0$, where $J(x) = [dU/dx - A\cos(\omega t)]P + \sigma^2 \partial P / \partial x$. Firstly, continuity of $P(x)$ at $x = 0$ is $P_1(x = 0) = P_2(x = 0)$, which results in

$$D_1 = (N_1 + K_1) \exp\left(\frac{2\beta\lambda}{\sigma^2} h(t)\right) - N_2. \quad (22)$$

The fluxes at the origin from both sides are

$$J_1(x = 0) = [(\beta\lambda + \lambda h(t) - 2A\cos(\phi)\cos(\omega t - \phi))K_1 + (\lambda h(t) - A\cos(\omega t))N_1] \sqrt{\frac{\lambda}{2\pi\sigma^2}} \exp\left(-\frac{\lambda}{2\sigma^2} [\beta - h(t)]^2\right)$$

and

$$J_2(x = 0) = [(-\beta\lambda + \lambda h(t) - 2A\cos(\phi)\cos(\omega t - \phi))D_1 + (\lambda h(t) - A\cos(\omega t))N_2] \sqrt{\frac{\lambda}{2\pi\sigma^2}} \exp\left(-\frac{\lambda}{2\sigma^2} [\beta + h(t)]^2\right) \quad (23)$$

respectively. Now, imposing $J_1(x = 0) = J_2(x = 0)$ and $P_1(x = 0) = P_2(x = 0)$, viz., Eq. (22), gives

$$\begin{aligned} K_1 &= \left[\frac{1}{2} + \frac{A}{2\beta\lambda} \cos(\omega t - 2\phi) \right] \\ &\times \left[-N_1 + N_2 \exp\left(-\frac{2\beta\lambda}{\sigma^2} h(t)\right) \right] \\ D_1 &= \left[\frac{1}{2} - \frac{A}{2\beta\lambda} \cos(\omega t - 2\phi) \right] \\ &\times \left[-N_2 + N_1 \exp\left(\frac{2\beta\lambda}{\sigma^2} h(t)\right) \right]. \end{aligned} \quad (24)$$

Integration of Eq. (12) from $x = -\infty$ to $x = 0$,

$$\frac{\partial}{\partial t} \int_{-\infty}^0 P_1 dx = J_1|_{x=0}, \quad (25)$$

gives

$$\frac{dN_1}{dt} = -r_1 N_1 + r_2 N_2, \quad (26)$$

with escape rates

$$\begin{aligned} r_1 &= \left[\frac{1}{2} - \frac{A}{2\beta\lambda} \cos(\omega t - 2\phi) \right] [\beta\lambda - \lambda h(t) + A\cos(\omega t) \\ &+ A\cos(\omega t - 2\phi)] \sqrt{\frac{\lambda}{2\pi\sigma^2}} \exp\left(-\frac{\lambda}{2\sigma^2} [\beta - h(t)]^2\right) \end{aligned}$$

and

$$\begin{aligned} r_2 &= \left[\frac{1}{2} + \frac{A}{2\beta\lambda} \cos(\omega t - 2\phi) \right] [\beta\lambda + \lambda h(t) - A\cos(\omega t) \\ &- A\cos(\omega t - 2\phi)] \sqrt{\frac{\lambda}{2\pi\sigma^2}} \exp\left(-\frac{\lambda}{2\sigma^2} [\beta + h(t)]^2\right). \end{aligned} \quad (27)$$

Similarly, upon integration of Eq. (12) from $x = 0$ to $x = \infty$, we obtain

$$\frac{dN_2}{dt} = r_1 N_1 - r_2 N_2. \quad (28)$$

Therefore, r_1 and r_2 are the escape rates from $x = \pm\beta$ over the barrier at the origin and Eqs. (26) and (28) are simplified forms of the two-state Master equations derived for general quartic potentials [15].

B. The validity of asymptotic solutions

We test the validity of the asymptotic solutions by comparison with full numerical solutions of the Fokker-Planck equation (12) using the implicit finite difference method of Chang and Cooper [18]. To facilitate this comparison, near $x = 0$ we introduce a function defined as $H(x) = P_1/P_1^{\text{out}}$ when $x < 0$ and $H(x) = P_2/P_2^{\text{out}}$ when $x \geq 0$. We study two different magnitudes of the periodic forcing, A , and the noise magnitude, σ , and combined with the range of the angular frequency ω , this puts our results in the non-adiabatic regime. In particular, A is not asymptotically smaller than σ , and ω is not trivially small. Previously we showed that the adiabatic limit requires $\omega \ll 1$ and $A \ll \sigma$ and the non-adiabatic case referred to non-trivial ω [15]. Here, we extend the non-adiabaticity with the condition $A \sim \sigma$. Figure 3 shows that the asymptotic and numerical solutions compare very well. When $A \sim \sigma$ or $A \ll 1$ (not shown), the asymptotic solutions are nearly indistinguishable from numerical solutions. However, when $A \gg \sigma$, the analytic solutions become less accurate.

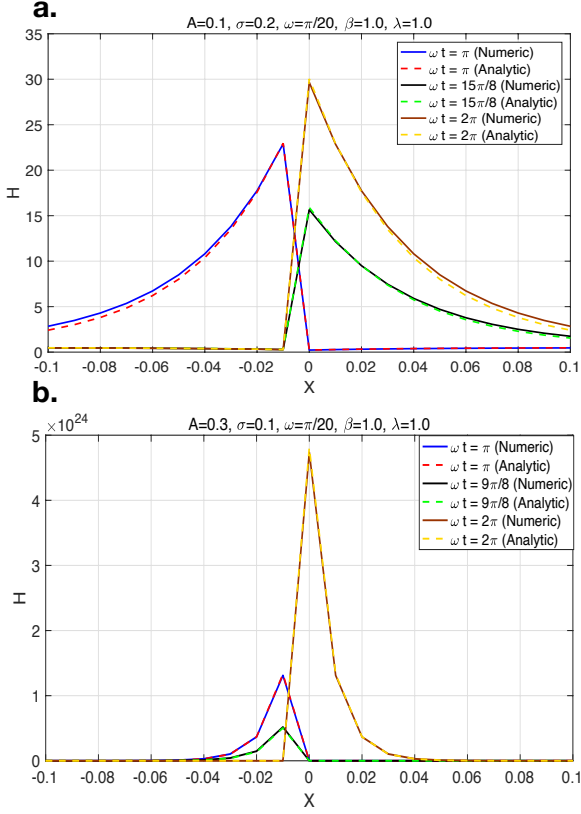


FIG. 3: The comparison between numerical simulations (thick lines) and asymptotic solutions (dashed lines) using $H(x, t)$ defined by $H(x, t) = P_1(x, t)/P_1^{\text{out}}$ when $x < 0$ and $H(x, t) = P_2(x, t)/P_2^{\text{out}}$. The two examples use $\omega = \pi/20$, $\beta = 1.0$, and $\lambda = 1.0$ as common variables. The first case (a) has $A = 0.1$ and $\sigma = 0.2$ and the second case (b) has $A = 0.3$ and $\sigma = 0.1$.

The central quantity in stochastic resonance is the flux at the barrier ($x = 0$) between the two wells of the potential, which controls the oscillatory behavior of the probability density. In Figure 4 we compare the analytical (dashed lines from Eq. 23) and numerical (solid lines) fluxes at $x = 0$. Clearly these compare very favorably.

The escape (or hopping) rates r_1 and r_2 shown in Eq. (27) are valid independent of the magnitude of ω and A , and so long as A is not much larger than σ , the analytic solutions are very accurate. Therefore, our analytic solutions can be used for the wide range of applications of stochastic resonance that appear in science and engineering, which removes the need for substantial simulations of either the Langevin or Fokker-Planck equations.

C. Weak periodic forcing $A \ll 1$

In the original treatment of stochastic resonance [3–5], one has $A \ll 1$, which implies that there is a weak signal in a noise dominated background. Here, we still seek to understand the amplification of the periodic forcing

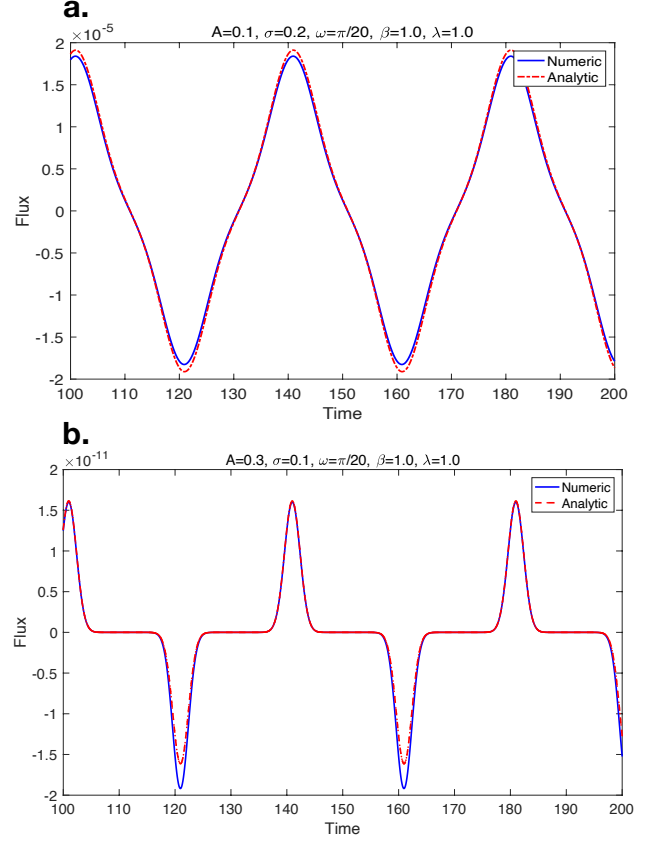


FIG. 4: The probability flux calculated at the barrier ($x = 0$) between the two wells of the potential. Comparison between numerical simulations (solid lines) and asymptotic solutions (dashed lines from Eq. 23) for the same two cases used in figure 3.

$\text{Acos}(\omega t)$ for $A \ll 1$, however we treat ω as arbitrary so that we have the non-adiabatic case, which is not within the corpus of the original work.

Because we are in possession of the probability density function $P(x, t)$, we can calculate the mean position of a Brownian particle as

$$\langle x \rangle = \int_{-\infty}^0 x P_1 dx + \int_0^{\infty} x P_2 dx. \quad (29)$$

We note that P_1 and P_2 are principally concentrated near $x = -\beta$ and $x = \beta$, so that

$$\begin{aligned} & \int_{-\infty}^0 x P_1 dx \\ & \simeq \sqrt{\frac{\lambda}{2\pi\sigma^2}} N_1 \int_{-\infty}^{\infty} x \exp\left(-\frac{\lambda}{2\sigma^2}[x + \beta - h(t)]^2\right) dx \\ & \simeq -N_1\beta. \end{aligned} \quad (30)$$

Similarly, because $\int_0^{\infty} x P_2 dx \simeq N_2\beta$, we have $\langle x \rangle = \beta(-N_1 + N_2)$. Using Eqs. (26) and (28), we write the

time-evolution of $-N_1 + N_2$ as

$$\frac{d}{dt}(-N_1 + N_2) = -(r_1 + r_2)(-N_1 + N_2) + (r_1 - r_2). \quad (31)$$

We now take $A \ll 1$ to find

$$r_1 + r_2 \equiv r \simeq \beta\lambda\sqrt{\frac{\lambda}{2\pi\sigma^2}}\exp\left(-\frac{\lambda\beta^2}{2\sigma^2}\right) \text{ and} \\ r_1 - r_2 \simeq r\frac{\beta\lambda h(t)}{\sigma^2}, \quad (32)$$

and hence the approximate solution of Eq. (31) is

$$-N_1 + N_2 \simeq \frac{\beta A}{\sigma^2} \cos\phi \cos\psi \cos(\omega t - \phi - \psi), \quad (33)$$

where $\cos\phi = \lambda/\sqrt{\lambda^2 + \omega^2}$ and $\cos\psi = r/\sqrt{r^2 + \omega^2}$. Hence,

$$\langle x \rangle = \beta(-N_1 + N_2) = \beta^2 \frac{A}{\sigma^2} \cos\phi \cos\psi \cos(\omega t - \phi - \psi). \quad (34)$$

Therefore, the original signal is $A\cos(\omega t)$ and the response, $\langle x \rangle$, is order $O(\beta^2)$.

Eq. (34) shows that the magnitude of the response, $\langle x \rangle$, depends nonlinearly on the stability factor, λ , and the noise amplitude, σ , as $\frac{\lambda A}{\sigma^2} \cos\psi$, where $\cos\psi$ is a function of λ and σ (and other parameters) as seen in Eq. (32). Figure 5 shows two contour plots of the magnitude of the response, $\frac{\lambda A}{\sigma^2} \cos\psi$ for two values of the location of the absorbing boundary (a) $\beta = 5$ and (b) $\beta = 10$ for fixed $\omega = 0.1$. Optimal values of the noise amplitude, σ , and the stability of the potential, λ , are revealed as the maxima in these plots. This optimal noise magnitude is signature of stochastic resonance.

When $A \ll 1$ our results are similar to the adiabatic limit, except for the fact that there is a phase shift, ϕ . However, as shown above and expected from the original theory, the response to the periodic forcing, $A\cos(\omega t)$, is magnified by a factor β^2 . In strong contrast to the original theory, we provide an explicit mathematical expression, Eq. (34), that shows this dependence. Although we have focused upon a single forcing frequency, our method can be generalized to weak signals consisting of many frequencies.

IV. CONCLUSION

We have used asymptotic methods that are central in the theory of differential equations to derive analytical expressions for the entire suite of results in stochastic resonance. Having previously used this general methodology to analyze the Fokker Planck equation (2) for a

general quartic potential in the non-adiabatic limit [15], here we have managed to further simplify the problem whilst maintaining the key features of that analysis. In

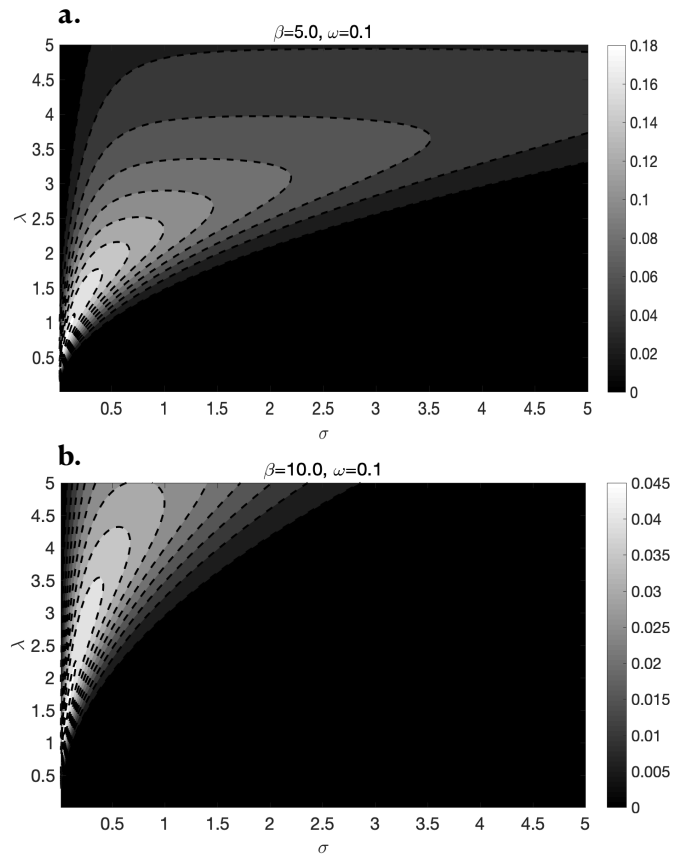


FIG. 5: Contour plot of the σ and λ dependence of the magnitude of the response $\frac{\lambda A}{\sigma^2} \cos\psi$ from Eq. (34). The location of the absorbing boundary is (a) $\beta = 5$ and (b) $\beta = 10$ for a fixed angular frequency of $\omega = 0.1$.

particular, we approximated the quartic potential of the underlying Ornstein-Uhlenbeck process as two parabolic potentials. We derived explicit formulae for the escape rates from one basin to the other free from the constraints of the adiabatic limit, and have shown their veracity using direct numerical solutions of the dynamical equations. Our results can easily be generalized to multiple frequencies and forcing amplitudes and the ease of use of explicit formulae free a practitioner interested in stochastic resonance from the labor of numerical simulations.

ACKNOWLEDGMENTS

The authors acknowledge the support of Swedish Research Council grant no. 638-2013-9243.

-
- [1] M. Lang, H. Guo, J. E. Odegard, C. S. Burrus, and R. O. Wells, *IEEE Sig. Proc. Lett.* **3**, 10 (1996).
 - [2] J. Chen, J. Benesty, Y. Huang, and S. Doclo, *IEEE Trans. Audio, speech, and lang. process.* **14**, 1218 (2006).
 - [3] R. Benzi, A. Sutera, and A. Vulpiani, *J. Phys. A: Math. Gen.* **14**, L453 (1981).
 - [4] R. Benzi, G. Parisi, A. Sutera, and A. Vulpiani, *Tellus* **34**, 10 (1982).
 - [5] R. Benzi, G. Parisi, A. Sutera, and A. Vulpiani, *SIAM J. Appl. Math.* **43**, 565 (1983).
 - [6] B. McNamara and K. Wiesenfeld, *Phys. Rev. A* **39**, 4854 (1989).
 - [7] L. Gammaitoni, P. Hänggi, P. Jung, and F. Marchesoni, *Rev. Mod. Phys.* **70**, 223 (1998).
 - [8] J. E. Levin and J. P. Miller, *Nature* **380**, 165 (1996).
 - [9] D. F. Russell, L. A. Wilkens, and F. Moss, *Nature* **402**, 291 (1999).
 - [10] K. Kitajo, D. Nozaki, L. M. Ward, and Y. Yamamoto, *Phys. Rev. Lett.* **90**, 218103 (2003).
 - [11] V. P. S. Rallabandi and P. K. Roy, *Magn. Res. Imaging* **28**, 1361 (2010).
 - [12] R. Chouhan, R. K. Jha, and P. K. Biswas, *IET Image Process.* **7**, 174 (2013).
 - [13] S. Lu, Q. He, and J. Wang, *Mech. Syst. and Sign. Proc.* **116**, 230 (2019).
 - [14] J. J. Collins, C. C. Chow, A. C. Capela, and T. T. Imhoff, *Phys. Rev. E* **54**, 5575 (1996).
 - [15] W. Moon, N. Balmforth, and J. S. Wettlaufer, *J. Phys. A: Math. Th.* **53**, 095001 (2020).
 - [16] L. T. Giorgini, W. Moon, and J. S. Wettlaufer, *J. Stat. Phys.* **181**, 2404 (2020).
 - [17] C. M. Bender and S. A. Orszag, *Advanced Mathematical Methods for Scientists and Engineers I: Asymptotic Methods and Perturbation Theory* (Springer, New York, 2013).
 - [18] J. S. Chang and G. Cooper, *J. Comp. Phys.* **6**, 1 (1970).