

# Hybrid quantum-classical approach for coupled-cluster Green's function theory

Trevor Keen,<sup>1, a)</sup> Bo Peng,<sup>2, b)</sup> Karol Kowalski,<sup>2, c)</sup> Pavel Lougovski,<sup>3, d)</sup> and Steven Johnston<sup>1, e)</sup>

<sup>1)</sup>*Department of Physics and Astronomy, University of Tennessee, Knoxville, Tennessee 377996, United States of America*

<sup>2)</sup>*Physical Sciences and Computational Division, Pacific Northwest National Laboratory, Richland, Washington 99354, United States of America*

<sup>3)</sup>*Quantum Information Science Group, Computational Sciences and Engineering Division, Oak Ridge National Laboratory, Oak Ridge, Tennessee 37831, United States of America*

(Dated: 29 December 2021)

The three key elements of a quantum simulation are state preparation, time evolution, and measurement. While the complexity scaling of dynamics and measurements are well known, many state preparation methods are strongly system-dependent and require prior knowledge of the system's eigenvalue spectrum. Here, we report on a quantum-classical implementation of the coupled-cluster Green's function (CCGF) method, which replaces explicit ground state preparation with the task of applying unitary operators to a simple product state. While our approach is broadly applicable to a wide range of models, we demonstrate it here for the Anderson impurity model (AIM). The method requires a number of T gates that grows as  $\mathcal{O}(N^5)$  per time step to calculate the impurity Green's function in the time domain, where  $N$  is the total number of energy levels in the AIM. For comparison, a classical CCGF calculation of the same order would require computational resources that grow as  $\mathcal{O}(N^6)$  per time step.

## I. INTRODUCTION

Quantum simulations of fermionic and bosonic systems frequently involve three key components: state preparation, evaluating the system's dynamics, and measuring the relevant observables. While the computational complexity (e.g., the number of T gates) of implementing dynamics and measurements on a quantum computer scale polynomially with the size of the system, the complexity of state preparation often depends strongly on the nature of the system and its ground state. Current quantum algorithms for computing zero temperature Green's functions, for instance, need to prepare the many-body ground state. Non-variational quantum algorithms that utilize adiabatic quantum computing and quantum phase estimation (QPE)<sup>1</sup>, as well as variational approaches<sup>2-4</sup>, have been proposed. Their complexity depends on the size of the spectral gap  $\Delta$  and (or) the overlap between the ground state and the initial trial state  $\gamma$ , which implies prior knowledge of the system. In terms of resources, the ground state of the system can be prepared to fidelity  $1 - \epsilon$  with probability  $1 - \vartheta$  using<sup>5</sup>

$$\mathcal{O}\left(\frac{m\alpha}{\gamma\Delta}\left[\log\frac{\alpha}{\Delta}\log\frac{1}{\gamma}\log\frac{\log\alpha/\Delta}{\vartheta} + \log\frac{1}{\epsilon}\right]\right)$$

single- and two-qubit gates, *not* including query complexity of the block encodings of the Hamiltonian and trial state preparation. Here,  $\alpha$  and  $m$  describe the block encoding of the Hamiltonian of the system and  $\gamma$  is the lower bound on the overlap

of the initial trial state with the ground state. If a many-body system has a small spectral gap or the overlap  $\gamma$  is exponentially small, initial state preparation may become infeasible on a quantum computer.

Here, we introduce a unitary formulation of the classical coupled-cluster (CC) method that can be implemented using quantum computers. In comparison to other reported quantum based Green's function approaches<sup>6,7</sup>, our approach does not employ the commonly-used variational quantum eigensolver (VQE) and replaces the need for preparing a more complicated ground state on a quantum computer with a simpler task of applying unitary operators to a simple product state the system-dependent state preparation and gets rid of the need for prior information about the system. While our method is versatile and can be broadly applied to many models, we benchmark it here by using it to solve the Anderson impurity model (AIM).

Classical CC methods have been used to compute the impurity coupled cluster Green's function (CCGF)<sup>8-10</sup> both for the AIM and other Green's function schemes for solving impurity models<sup>11,12</sup>. The CC approach solves the corresponding many-body problem by considering a subset of excitations from a reference state  $|\Phi\rangle$ <sup>13-17</sup>. This method becomes exact in the limit that all possible excitations are considered; however, the computational complexity grows polynomially in the system size  $N$  and factorially in the number of excited particles considered. For example, typical implementations use the Hartree-Fock solution as a reference and truncate the possible excitations to single-, double-, and sometimes triple-particle excitations (see. Fig. 1). These implementations achieve  $\mathcal{O}(N^6)$  for CCGF based on single and double excitations and  $\mathcal{O}(N^8)$  when triple excitations are added. The scaling is a significant improvement over the exponential scaling of methods like exact diagonalization. However, for strongly correlated regimes, where many-body effects become significant, one often needs to go beyond triple excitations to obtain converged

<sup>a)</sup>Electronic mail: tkeen1@vols.utk.edu

<sup>b)</sup>Electronic mail: peng398@pnnl.gov

<sup>c)</sup>Electronic mail: karol.kowalski@pnnl.gov

<sup>d)</sup>Presently at Amazon Web Services; Electronic mail: plougovski@gmail.com

<sup>e)</sup>Electronic mail: sjohn145@utk.edu

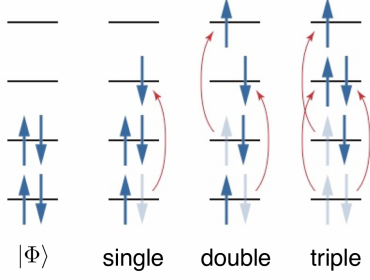


FIG. 1. An example of a reference state  $|\Phi\rangle$  and a single, double, and triple excitations from that state.

solutions<sup>18</sup>. In this regime, classical algorithms for computing reliable CCGFs in either the frequency or time domain become memory and storage constrained<sup>19–22</sup>.

As with the classical CC algorithm, our hybrid quantum-classical algorithm for calculating the Green's function requires a reference state  $|\Phi\rangle$ ; however, we have found that we can obtain accurate results using a simple product state. This aspect replaces the need for preparing a more complicated ground state on a quantum computer with a simpler task of applying unitary operators to a simple product state. To achieve this, we use the single CC amplitude obtained from fully converged classical CC calculations to construct the quantum measurement of the time-evolved unitary components of the non-Hermitian CCGF. This scheme allows us to extract the value of the Green's function in the time domain. Using quantum computing algorithms for unitary time dynamics, our formalism can then calculate the impurity Green's function of our benchmark AIM model at time  $t$  to precision  $\varepsilon = \varepsilon_s + \varepsilon_m$  with a total  $T$ -gate cost of

$$\mathcal{O}([1 - P_f]^{-1} \sqrt{\Upsilon} \varepsilon_s^{-1/2} \sqrt{t^3} N_{\text{bath}}^5 \varepsilon_m^{-2}).$$

Here,  $P_f$  is the probability of failing to properly implement the linear combination of unitary operators,  $\varepsilon_s$  is the synthesis error introduced by the time evolution operator,  $t$  is the total evolution time,  $N_{\text{bath}}$  is the number of continuum energy levels (or “bath sites”) in the AIM,  $\varepsilon_m$  is the error introduced by the measurement scheme used, and  $\Upsilon = \frac{1}{12} [U_c |(\sum_i |V_i|)^2 + \frac{1}{2} U_c^2 \sum_i |V_i|]$  is a constant dependent on the parameters of the AIM.

## II. RESULTS AND DISCUSSIONS

### The Anderson Impurity Model

Our CC method is broadly applicable to many fermionic models of interest. Here, we demonstrate and benchmark our approach using the AIM<sup>23</sup>. The AIM has played an essential role in developing our understanding of localized fermionic degrees of freedom coupled to a continuum<sup>24</sup>. The model describes localized magnetic moments embedded in a sea of conduction electrons and is closely related to the Kondo

problem<sup>25,26</sup>. It also plays a central role in dynamical mean-field theory (DMFT)<sup>27</sup>, where a problem on an infinite lattice is mapped onto an AIM whose parameters are determined self-consistently to reproduce the physics of the original problem. (In this context, the continuum levels are often referred to as “bath” levels, and we will use this language throughout the paper.)

The Hamiltonian for the AIM is given by

$$H = \sum_{i=0,\sigma}^{N_{\text{bath}}} \epsilon_i \hat{n}_{i,\sigma} + U_c \hat{n}_{0,\uparrow} \hat{n}_{0,\downarrow} + \sum_{i=1,\sigma}^{N_{\text{bath}}} V_i \left( c_{0\sigma}^\dagger c_{i,\sigma} + \text{H.c.} \right). \quad (1)$$

Here,  $i$  is an energy level index, where  $i = 0$  corresponds to the impurity site and  $i = 1, \dots, N_{\text{bath}}$  correspond to the energy levels of the continuum or bath,  $U_c$  is the Coulomb repulsion on the impurity site,  $V_i$  is the hybridization parameter that allows hopping between the bath and impurity levels,  $\epsilon_i$  is the energy of each level.

### Coupled Cluster Green's Functions from a sum of Unitary Operators

Given a many-body electron system with a model Hamiltonian  $H$ , our goal is to construct the time-dependent single-particle retarded (advanced) Green's function  $G_{pq}^<(t)$  [ $G_{pq}^>(t)$ ] with the error of at most  $\varepsilon > 0$ . Here, we focus on the zero-temperature case, where the Green's functions are given by

$$iG_{pq}^<(t) = \theta(t) \langle \text{GS} | \{c_p(t), c_q^\dagger(0)\} | \text{GS} \rangle \quad (2)$$

and

$$iG_{pq}^>(t) = \theta(t) \langle \text{GS} | \{c_p^\dagger(t), c_q(0)\} | \text{GS} \rangle, \quad (3)$$

where  $c_p(t) = e^{itH} c_p(0) e^{-itH}$  is the fermionic annihilation operator in the Heisenberg representation and  $|\text{GS}\rangle$  is the ground state of  $H$ .

Our algorithm to compute  $G_{pq}^<(t)$  or  $G_{pq}^>(t)$  consists of three main components, which address ground state preparation, time evolution, and measurements. As discussed in the introduction, the bottleneck for many quantum or quantum-classical algorithms lies in preparing the ground state of the system. A novel aspect of our CC method is that it allows us to approximate the ground state by considering excitations from a simple product reference state  $|\Phi\rangle$ . Specifically, the state  $|\text{GS}\rangle$  is approximated by applying cluster operators to  $|\Phi\rangle$  (as in classical CC methods); however, the cluster operators here are approximated by a linear combination of unitary operators, as described in the next section.

To measure the Green's function in the time domain, we utilize the Hadamard test, either in conjunction with the linear combinations of unitaries (LCU) method<sup>28</sup> (see methods) or by itself. The Hadamard test requires a single ancilla qubit, which controls the implementation of the unitary operator we are measuring. By using LCU, we can implement the entire sum of the unitary operators needed with one circuit, and use the Hadamard test to calculate the entire impurity Green's

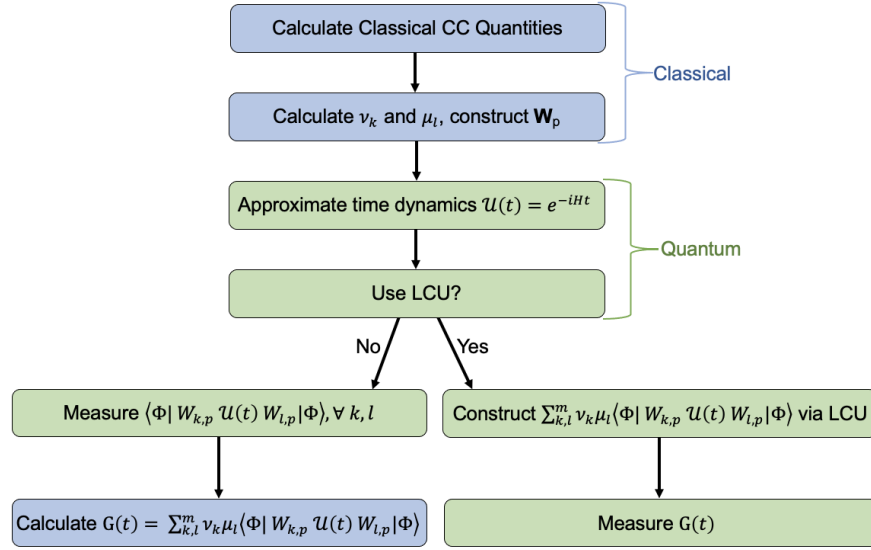


FIG. 2. An overview of the quantum-classical coupled-cluster algorithm for computing the Green's function at local site  $p$  of a fermionic model. Boxes in blue (green) indicate tasks completed on classical (quantum) computer hardware.  $\mathbf{W}_p$  is the set of unitaries obtained using the CCGF fermion-to-unitary mapping.

function. For implementing the time evolution, we have explored several common methods as described in Methods and summarized in Tab. I.

### State Preparation

As described in Refs. 8–10, the CCGF is built upon the CC bi-variational exponential parametrization of the reference state  $|\Phi\rangle$  for approaching the many-body ground-state wave function of a many-body electron system

$$|\text{GS}\rangle = e^T |\Phi\rangle \quad (4)$$

and its dual

$$\langle \text{GS} | = \langle \Phi | (1 + \Lambda) e^{-T}, \quad (5)$$

where  $T$  and  $\Lambda$  are cluster (excitation) and de-excitation operators, respectively. In the language of second quantization, they are given by sum of multi-particle scattering operators

$$T = \sum_{k=1}^m \frac{1}{(k!)^2} \sum_{\substack{i_1, \dots, i_k; \\ a_1, \dots, a_k}} t_{a_1 \dots a_k}^{i_1 \dots i_k} c_{a_1}^\dagger \dots c_{a_k}^\dagger c_{i_k} \dots c_{i_1},$$

$$\Lambda = \sum_{k=1}^m \frac{1}{(k!)^2} \sum_{\substack{i_1, \dots, i_k; \\ a_1, \dots, a_k}} \lambda_{i_1 \dots i_k}^{a_1 \dots a_k} c_{i_1}^\dagger \dots c_{i_k}^\dagger c_{a_k} \dots c_{a_1}. \quad (6)$$

Here, the indices  $i_1, i_2, \dots$  ( $a_1, a_2, \dots$ ) denote occupied (unoccupied) spin-orbitals in the reference  $|\Phi\rangle$ , the coefficients  $t_{a_1 \dots a_k}^{i_1 \dots i_k}$ 's and  $\lambda_{i_1 \dots i_k}^{a_1 \dots a_k}$ 's are scalar amplitudes, and  $m$  is the excitation level ( $\leq N$ ) that defines the approximation in the CC hierarchy (e.g.  $m = 2$  corresponds to CC singles and doubles (CCSD)<sup>17</sup>,  $m = 3$  corresponds to CC singles, doubles, and

triples (CCSDT)<sup>29–31</sup>, etc., see Fig. 1). By employing the CC bi-variational parametrization, the time-dependent CCGF for a many-body electron system can be expressed as

$$G_{pq}(t) = G_{pq}^<(t) + G_{pq}^>(t), \quad (7)$$

where

$$G_{pq}^<(t) = \langle (1 + \Lambda) e^{-T} c_q^\dagger e^{-i2\pi(H - E_{\text{CC}})t} c_p e^T \rangle \quad (8)$$

and

$$G_{pq}^>(t) = \langle (1 + \Lambda) e^{-T} c_p e^{+i2\pi(H - E_{\text{CC}})t} c_q^\dagger e^T \rangle. \quad (9)$$

Here,  $\langle O \rangle = \langle \Phi | O | \Phi \rangle$  denotes the expectation value of an operator  $O$  with respect to the reference  $|\Phi\rangle$ . In the classical CCGF formulation, the operators appearing in Eqs. (8) and (9) are not unitary. This method, therefore, must be modified for use on quantum computers that require unitary operations.

We now illustrate how to develop a unitary formulation of the CC method using the lesser part  $G_{pq}^<(t)$  [Eq. (8)]. Similar considerations apply to the greater term  $G_{pq}^>(t)$ . We have found that at least one set of  $m$  unitaries  $\mathbf{W}_p = \{W_{1,p}, W_{2,p}, \dots, W_{m,p}\}$  can be employed to expand  $c_p e^T |\Phi\rangle = \sum_i \mu_i W_{i,p} |\Phi\rangle$  and  $\langle \Phi | (1 + \Lambda) e^{-T} c_q^\dagger = \sum_i \nu_i \langle \Phi | W_{i,q}^\dagger$  with the scalar coefficients  $\{\mu_i\}$  and  $\{\nu_i\}$  such that Eq. (8) can be fully unitarized. If we limit our discussion to the impurity Green's function in the CCSD framework (i.e.  $T \approx T_1 + T_2 = \sum_{ai} t_i^a \hat{E}_i^a + \sum_{a<b, i<j} t_{ij}^{ab} \hat{E}_{ij}^{ab}$  with  $\hat{E}_{ij}^{ab\dots} = c_a^\dagger c_b^\dagger \dots c_j c_i$  for  $a, b \in S$  and  $i, j \in O$ , with  $S$  and  $O$  being the virtual and occupied subspace, respectively) and the index  $p \in O$  designates the half-filled impurity site, then one option for  $\mathbf{W}_p$  is (see detailed derivation in supplement

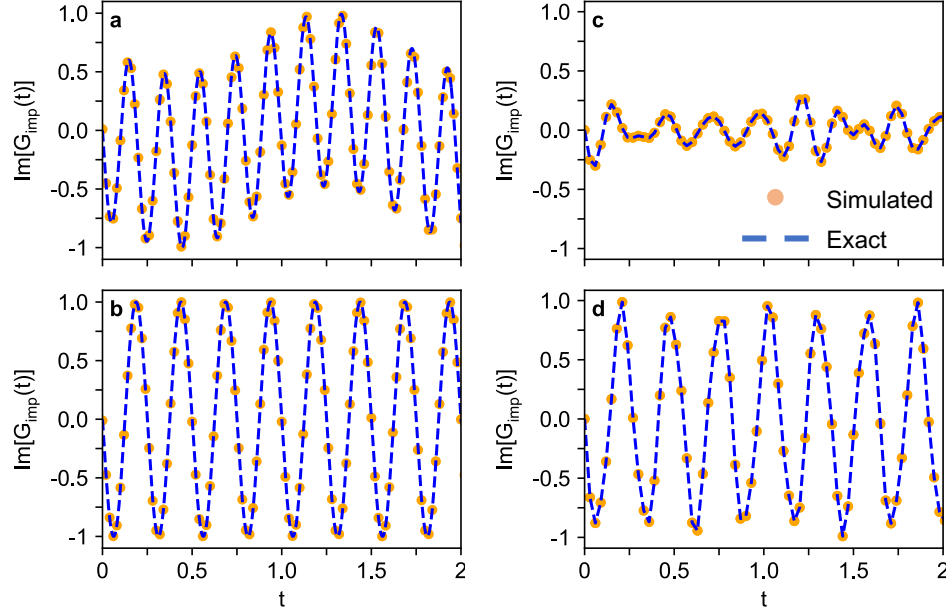


FIG. 3. Impurity Green's function in the time domain for the AIM model with  $U = 8$ . The left panels show results for **a**  $N_{\text{bath}} = 1$ ,  $\epsilon_i = \{4, 0\}$ , and  $V_1 = 1$ , and **b**  $N_{\text{bath}} = 1$ ,  $\epsilon_i = \{4, 0\}$ , and  $V_1 = 0$ . The right panels show results for **c**  $N_{\text{bath}} = 2$ ,  $\epsilon_i = \{4, 3.61, 4.39\}$ , and  $V_i = \{0.63, 0.63\}$ , and **d**  $N_{\text{bath}} = 2$ ,  $\epsilon_i = \{4, -0.13, 10.1\}$ , and  $V_i = \{1, 0.15\}$ . These parameter values were selected to be representative of values that would typically arise when solving the AIM in the context of a dynamical mean-field theory algorithm.

#### Supplementary Note 1)

$$\mathbf{W}_p = \left\{ \{ \tilde{X}_p \}, \{ \tilde{X}_a \tilde{X}_i \tilde{X}_p \}_{i \neq p}^{a_i}, \{ \tilde{X}_a \tilde{X}_b \tilde{X}_j \tilde{X}_i \tilde{X}_p \}_{i \neq p, j \neq p}^{a < b, i < j} \right\},$$

where  $\tilde{X}_i$  denotes an  $X$  Pauli operator (or gate) acting on the  $i^{\text{th}}$  spin-orbital (or qubit) with  $Z$  Pauli operators acting on all qubits before it in our ordering, and  $m \sim \mathcal{O}(N_S^2 N_O^2) \sim \mathcal{O}(N_{\text{bath}}^4)$  ( $N_S$  and  $N_O$  denote the numbers of virtual and occupied spin-orbitals, respectively). The coefficients  $\{\mu_i\}$  and  $\{\nu_i\}$  are given by cluster amplitudes (see supplement **Supplementary Note 1**). Note that the CCSD ground state energy for a general AIM with one impurity site only depends on the single amplitude, i.e.  $\Delta E_{\text{CCSD}} = \sum_{i=1}^{N_{\text{bath}}} V_i t_0^i$  since the double amplitudes in a CCSD calculation of AIM are only used to converge the single amplitudes corresponding to the excitation from the impurity to the bath. Thus, if we only use the converged  $T_1$  amplitude to construct (or approximate) the correlated wave function, the associated ground state energy will be exactly same as the CCSD correlation energy but the number of unitary vectors  $m$  is greatly reduced from  $\mathcal{O}(N_{\text{bath}}^4)$  to  $\mathcal{O}(N_{\text{bath}})$ .

Once the unitary set  $\mathbf{W}_p$  and time propagator operator  $\mathcal{U}(t)$  are constructed, the lesser CCGF of the impurity site  $p$  can be expressed as

$$G_{\text{imp}}^<(t) = \sum_{k,l}^m \nu_k \mu_l \langle W_{k,p} \mathcal{U}(t) W_{l,p} \rangle, \quad (10)$$

where the expectation values are computed using a quantum device. Note that the gate depth for  $W_{i,p}$  is just  $\mathcal{O}(1)$ , while the number of terms in Eq. (10) scales as  $\mathcal{O}(m^2)$ .

#### Two and Three-Site Examples

To demonstrate our method, we employed this hybrid quantum-classical algorithm to compute the many-body CCGF of AIM with  $N_{\text{bath}} = 1$  and 2 and compared our results with the exact solutions obtained with exact diagonalization.

For the  $N_{\text{bath}} = 1$  case, we employ four qubits on the quantum simulator within the Qiskit framework<sup>32</sup>. We represent the model system with qubit #1 and #3 denoting the impurity site, and use a simple reference state  $|\Phi\rangle = |0110\rangle$ . For the lesser CCGF,  $G_{\text{imp}}^<$ , the set  $\mathbf{W}_p$  ( $p = 3$ ) then only includes two elements  $\{\tilde{X}_3, \tilde{X}_1 \tilde{X}_2 \tilde{X}_3\}$ , such that the lesser Green's function is given by a linear combination of only three terms

$$G_{\text{imp}}^< \Leftarrow \left\{ \langle \tilde{X}_3 \mathcal{U}(t) \tilde{X}_3 \rangle, \langle \tilde{X}_3 \mathcal{U}(t) \tilde{X}_1 \tilde{X}_2 \tilde{X}_3 \rangle, \langle \tilde{X}_3 \tilde{X}_2 \tilde{X}_1 \mathcal{U}(t) \tilde{X}_1 \tilde{X}_2 \tilde{X}_3 \rangle \right\} \quad (11)$$

with the coefficient for each term determined from the product of the elements of  $\{\mu_i\}$  and  $\{\nu_i\}$  ( $i = 1, 2$ ) as demonstrated in Eq. (10). The same strategy can be easily extended to an AIM with more bath levels. For example, for simulating a three-level model, six qubits can be employed to represent the model system with two qubits denoting the impurity site, and the trial vector is given by  $|110010\rangle$ . In this case, computing the lesser CCGF Green's function  $G_{\text{imp}}^<$  requires a set  $\mathbf{W}_p$  ( $p = 3$ ) with six elements  $\{\tilde{X}_3, \tilde{X}_5 \tilde{X}_1 \tilde{X}_3, \tilde{X}_4 \tilde{X}_2 \tilde{X}_3, \tilde{X}_6 \tilde{X}_2 \tilde{X}_3, \tilde{X}_5 \tilde{X}_4 \tilde{X}_2 \tilde{X}_1 \tilde{X}_3, \tilde{X}_5 \tilde{X}_6 \tilde{X}_2 \tilde{X}_1 \tilde{X}_3\}$ , such that  $G_{\text{imp}}^<$  is given by a sum over twenty-one terms. However, based on our previous finding, these twenty-one terms can be reduced

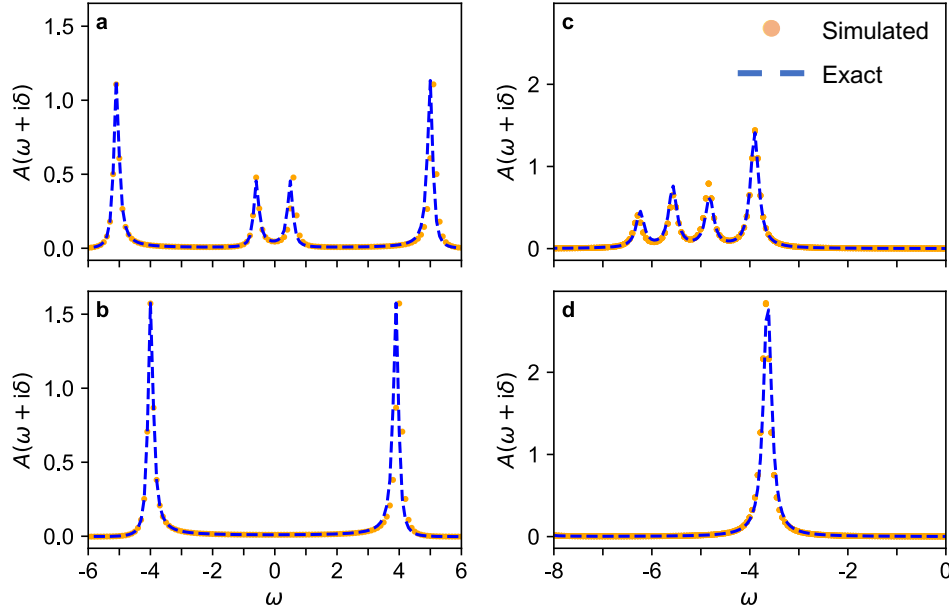


FIG. 4. The local spectral function of the impurity site of the AIM model with  $U = 8$ . The left panels show results for **a**  $N_{\text{bath}} = 1$ ,  $\epsilon_i = \{4, 0\}$ , and  $V_1 = 1$ , and **b**  $N_{\text{bath}} = 1$ ,  $\epsilon_i = \{4, 0\}$ , and  $V_1 = 0$ . The right panels show results for **c**  $N_{\text{bath}} = 2$ ,  $\epsilon_i = \{4, 3.61, 4.39\}$ , and  $V_i = \{0.63, 0.63\}$ , and **d**  $N_{\text{bath}} = 2$ ,  $\epsilon_i = \{4, -0.13, 10.1\}$ , and  $V_i = \{1, 0.15\}$ . These parameter values were selected to be representative of values that would typically arise when solving the AIM in the context of a dynamical mean-field theory algorithm.

to just three terms related to only two elements of the set  $\mathbf{W}_p$ ,  $\{\tilde{X}_3, \tilde{X}_4 \tilde{X}_2 \tilde{X}_3\}$ . This reduction is due to the fact that the CCSD ground state energy for the AIM only depends on the single excitation cluster amplitudes.

To implement the time evolution operator in our examples, we separate the potential ( $U_c$  and  $\epsilon_i$ ) terms from the hopping ( $V_i$ ) terms and implement the former as a second order symmetric product formula. However, for our two and three-site examples, we do not implement the more advanced Trotter (FFFT) method and instead implement the terms directly. A more detailed discussion on the implementation of the time evolution operator is provided in the Methods section.

Figure 3 shows the impurity Green's function in the time domain for the two- (Fig. 3a and 3b) and three-site (Fig. 3c and 3d) AIM. (In both cases, our simulations were conducted for parameters that typically arise in the self-consistent DMFT loop, along with a parameter set that corresponds to the final self-consistent solution.) We then fast-fourier transform (FFT) the time domain impurity Green's function to the frequency domain to obtain the spectral functions  $A_{\text{imp}}(\omega) = -\text{Im}G_{\text{imp}}(\omega + i\delta)/\pi$  for the each system, as shown in Fig. 4. For the three-site system, we also tested the dependence of the solution on the number of Trotter steps taken per time step. We found that the results shown in Figs. 3c and 3d had little dependence on the number of Trotter steps taken for our choice of parameters and time step size. For example, data obtained for 8 and 32 Trotter steps per time step would essentially coincide in Figs 3c and 3d. This independence of the solution on the number of Trotter steps is due to the small time step size we use. In all cases, our hybrid quantum-classical algorithm re-

produces the exact solution obtained by exact diagonalization.

### Error Analysis and Gate Count Scaling

Suppose we want to calculate the impurity Green's function of an AIM with  $N_{\text{bath}}$  bath sites in the time domain, to within a total error  $\varepsilon$  for a total time  $t$ . We consider two main contributions to  $\varepsilon$ , namely the synthesis error  $\varepsilon_s$  from implementing the time evolution operator, and  $\varepsilon_m$  due to statistical errors in the measurement scheme. Here, we propose utilizing LCU with the Hadamard test to measure the entire impurity Green's function in the time domain with one circuit, using the Trotter (FFFT) method to approximate the time evolution operator. Alternatively, one could measure each expectation value in Eq. (10) separately with the Hadamard test, again using the Trotter (FFFT) method of Ref. 33 to approximate the time evolution operator. In our two-site example, we use the Hadamard test method for the convenience of implementation.

With the LCU method, for a given failure probability  $P_f$ , measurement error tolerance  $\varepsilon_m$ , and number of gates  $N_g$  required to implement the multiple controlled unitary operators, we need to use  $(1 - P_f)^{-1} N_g \varepsilon_m^{-2}$  gates to successfully measure the full impurity Green's function. Here we use the convention that the variance in a single measurement is  $\varepsilon_m$ , and grows as  $\varepsilon_m = 1/\sqrt{N_s}$  with  $N_s$  the number of samples taken. In this case, the number of ancilla qubits required to implement the LCU will grow as  $\mathcal{O}(\log N_{\text{bath}}^2)$ , plus one ancilla for the Hadamard test. Breaking the multiple controlled qubits into basis gates requires extra "work qubits," and the number



of work qubits needed grows as the number of ancillas in the control register minus one. This additional requirement does not change the asymptotic scaling of the number of ancilla qubits required; it remains  $\mathcal{O}(\log N_{\text{bath}}^2)$ . (See, e.g. Ref. 34 for gate construction of the multiple controlled unitaries.)

To implement the multiple controlled version of each unitary within the LCU method,  $\mathcal{O}(\sqrt{\Upsilon}\varepsilon_s^{-1/2}\sqrt{t^3}N_{\text{bath}}^2)$  gates are required, where  $t$  is the total evolution time and  $\Upsilon = \frac{1}{12}(|U_c|(\sum_i |V_i|)^2 + \frac{1}{2}U_c^2 \sum_i |V_i|)$ . Implementing all  $\mathcal{O}(N_{\text{bath}}^2)$  multiple controlled unitaries then requires  $\mathcal{O}(\sqrt{\Upsilon}\varepsilon_s^{-1/2}\sqrt{t^3}N_{\text{bath}}^4)$  gates. However, since *each* unitary will have some synthesis error due to the approximation of the time evolution operator, and there will be  $\mathcal{O}(N_{\text{bath}}^2)$  time evolution operators in the full circuit, to obtain a total synthesis error of  $\varepsilon_s$  each time evolution operator can contribute  $\varepsilon_s/N_{\text{bath}}^2$  error. In the above expression, substituting  $\varepsilon_s \rightarrow \varepsilon_s/N_{\text{bath}}^2$  gives a total gate scaling of  $\mathcal{O}(\sqrt{\Upsilon}\varepsilon_s^{-1/2}\sqrt{t^3}N_{\text{bath}}^5)$ . Thus, we have a full gate count of  $\mathcal{O}([1-P_f]^{-1}\sqrt{\Upsilon}\varepsilon_s^{-1/2}\sqrt{t^3}N_{\text{bath}}^5\varepsilon_m^{-2})$  to measure the impurity Green's function in the time domain. This implementation has the advantage of only requiring one circuit to measure with the Hadamard test.

If one uses the Hadamard test to measure each term in Eq. (10) separately, each controlled unitary will require  $\mathcal{O}(\sqrt{\Upsilon}\varepsilon_s^{-1/2}\sqrt{t^3}N_{\text{bath}}^2)$  gates. Since there are  $\mathcal{O}(N_{\text{bath}}^2)$  controlled unitaries to be implemented, this yields a gate complexity of  $\mathcal{O}(\sqrt{\Upsilon}\varepsilon_s^{-1/2}\sqrt{t^3}N_{\text{bath}}^4)$ . Since each unitary includes time evolution with some synthesis error, we take  $\varepsilon_s \rightarrow \varepsilon_s/N_{\text{bath}}^2$ . Similarly, for each of the unitary operators to be measured, the measurement error  $\varepsilon_m$  grows as  $1/\sqrt{N_s}$ , where  $N_s$  is again the number of samples taken. Thus, to measure all of the  $\mathcal{O}(N_{\text{bath}}^2)$  terms to a total measurement error  $\varepsilon_m$ ,  $N_s = \mathcal{O}(N_{\text{bath}}^2/\varepsilon_m^2)$  total samples are required. Substituting  $\varepsilon_m \rightarrow \varepsilon_m/N_{\text{bath}}^2$  gives a total gate scaling of  $\mathcal{O}(\sqrt{\Upsilon}\varepsilon_s^{-1/2}\sqrt{t^3}N_{\text{bath}}^9\varepsilon_m^{-2})$ .

### III. CONCLUSIONS

We have presented a hybrid quantum-classical approach for calculating time-domain Green's functions of fermionic models based on coupled-cluster methods. Applying this approach to the AIM, we built a rigorous but straightforward fermion-to-unitary mapping for the non-unitary CCGF exponential operators. We then combined the cluster amplitudes calculated using the classical coupled-cluster algorithm with measurements of time-evolution operators on a quantum device to extract the impurity Green's function in the real-time domain. On the quantum end, this approach replaces the need to prepare the ground state and can be easily generalized to many models. Our method has a T-gate count that scales as  $\mathcal{O}([1-P_f]^{-1}\sqrt{\Upsilon}\varepsilon_s^{-1/2}\sqrt{t^3}N_{\text{bath}}^5\varepsilon_m^{-2})$  with no state preparation, if we use the LCU measurement scheme outlined here with the Trotter (FFFT) time evolution procedure.

We demonstrated the accuracy of our approach for the two- and three-level AIM models on a quantum simulator, where

we obtained results in excellent agreement with the exact solutions. Further complexity analysis of the employed second-order symmetric time-evolution operator indicates that our method has comparable scaling of the gate counts (as a function of system size) in comparison with other state-of-the-art time evolution schemes. Our work provides a novel strategy for calculating the time-domain impurity Green's function using a controlled approximation for the ground state wave function. This approach could be beneficial for situations where we know little about the ground state of the system or when the system's spectral gap is small.

## IV. METHODS

### Time evolution

There are multiple options for approximating the time evolution operator. One method is to use a symmetrized Trotter formula with a fermionic fast-fourier transform (FFFT) as described in Ref. 33. In this case, we separate the potential ( $U_c$  and  $\epsilon$ ) term from the hopping ( $V$ ) term and implement them separately as  $\mathcal{U}(t) \approx e^{-i\frac{t}{2}H_{\text{pot}}}e^{-itH_{\text{hop}}}e^{-i\frac{t}{2}H_{\text{pot}}}$ , as proposed in Ref. 33. By implementing an FFFT between the potential and hopping terms, the hopping terms become which must be synthesized using  $T$  gates. Note that this will require two implementations of the FFFT.

For more advanced simulation methods such as qubitization<sup>35</sup> and Taylor series expansion<sup>36</sup>, oracles are required. They incur a cost based on query complexity, i.e. the number of times an oracle must be accessed to perform the simulation. These oracles must also be constructed using basic gates and ancilla qubits, thus increasing the gate count. However, it was recently shown that the most expensive oracle to implement in the Taylor series and Qubitization methods, the Select(H) oracle, can be implemented with just  $\mathcal{O}(N)$  gates<sup>37</sup>. For a comparison of time evolution methods in terms of gate count, see Tab. I.

### Measurement

Although the scaling of the number of measurements needed to calculate the Green's function grows *quadratically* in the system size, the linear combination of the expectation values needed to calculate the impurity Green's function can be calculated in one circuit using the linear combination of unitaries (LCU) method<sup>28</sup>.

To implement a linear combination of  $k+1$  unitary operators, LCU requires  $\log(k)$  ancillary qubits. Using the LCU method to measure the impurity Green's function of the AIM thus requires  $k \sim \mathcal{O}(N_{\text{bath}}^2)$ , and the number of required ancilla qubits therefore grows as  $\log(N_{\text{bath}}^2)$ . From theorem 3 of Ref. 28, we know the probability of success for this method. Consider a linear combination of unitary operators  $R = \sum_{q=1}^{k+1} C_q U_q$ , with  $k \geq 1$ ,  $\|U_q\| = 1$ , and  $\max_{q \neq q'} \|U_q - U_{q'}\| \leq \Delta$ . Let  $\kappa =$

Algorithm	Ref.	Ancilla Qubits	Query Complexity ( $t, \epsilon, N_{\text{bath}}$ )	Gate/Query	Total Gate Count
Trotter (FFFT)	33	0	-	-	$\mathcal{O}\left(\sqrt{\Upsilon} \epsilon_s^{-1/2} \sqrt{t^3} N_{\text{bath}} \log N_{\text{bath}}\right)$
Taylor Series	36,37	$\mathcal{O}(\log N_{\text{bath}} f(\ \tilde{\alpha}\ _1 t / \epsilon_s))$	$\mathcal{O}(\ \tilde{\alpha}\ _1 t f(\ \tilde{\alpha}\ _1 t / \epsilon_s))$	$\mathcal{O}(N_{\text{bath}})$	$\mathcal{O}(\ \tilde{\alpha}\ _1 t N_{\text{bath}} f(\ \tilde{\alpha}\ _1 t / \epsilon_s))$
Qubitization	35,37	$\lceil \log N_{\text{bath}} \rceil + 2$	$\mathcal{O}(\ \tilde{\alpha}\ _1 t + f(1/\epsilon_s))$	$\mathcal{O}(N_{\text{bath}})$	$\mathcal{O}(N_{\text{bath}}(\ \tilde{\alpha}\ _1 t + f(1/\epsilon_s)))$

TABLE I. Number of required ancillae and T-gate count scaling as a function of allowed error in time evolution  $\epsilon_s$ , total evolution time  $t$ , and the number of bath sites  $N_{\text{bath}}$  for three common time evolution procedures. Here, we take  $H = \sum_{i=1}^L \alpha_i H_i$ ,  $f(\eta) = \frac{\log \eta}{\log(\log \eta)}$ ,  $\Upsilon = \frac{1}{12} (|U_c|(\sum_i |V_i|)^2 + \frac{1}{2} U_c^2 \sum_i |V_i|)$ .

$\sum_{q: C_q > 0} C_q / \sum_{q: C_q < 0} |C_q|$ . Then there exists a quantum algorithm that implements an operator proportional to  $R$  with failure probability  $P_f = P_+ + P_-$  where  $P_+ \leq \kappa \Delta^2 / 4$  is the probability of failure to add two terms and  $P_- \leq 4\kappa / (\kappa + 1)^2$  is the probability of failure to subtract two terms. We utilize this method to measure each term in Eq. (10) with one circuit, thus reducing the measurement error.

To measure the entire impurity Green's function in the time-domain with just one circuit with LCU, we first construct the circuit that implements the LCU that is comprised of all of the terms in Eq. (10), and then measure the expectation value of the LCU operator with the Hadamard test. It is also possible to measure each expectation value in Eq. (10) by using the Hadamard test with each term in an independent circuit, and then combining them. The T-gate counts for the LCU method and the direct Hadamard test are given in the Error Analysis and Gate Count Scaling section of the main text. Because the LCU method has a failure probability, it is possible that the direct Hadamard test could be advantageous in terms of gate count, even though it scales worse in terms of system size.

## REFERENCES

- <sup>1</sup>B. Bauer, D. Wecker, A. J. Millis, M. B. Hastings, and M. Troyer, "Hybrid quantum-classical approach to correlated materials," *Physical Review X* **6**, 1–11 (2016).
- <sup>2</sup>D. Wecker, M. B. Hastings, and M. Troyer, "Progress towards practical quantum variational algorithms," *Physical Review A - Atomic, Molecular, and Optical Physics* **92**, 1–11 (2015).
- <sup>3</sup>A. Peruzzo, J. McClean, P. Shadbolt, M. H. Yung, X. Q. Zhou, P. J. Love, A. Aspuru-Guzik, and J. L. O'Brien, "A variational eigenvalue solver on a photonic quantum processor," *Nature Communications* **5** (2014), 10.1038/ncomms5213.
- <sup>4</sup>S. Endo, I. Kurata, and Y. O. Nakagawa, "Calculation of the green's function on near-term quantum computers," *Phys. Rev. Research* **2**, 033281 (2020).
- <sup>5</sup>L. Lin and Y. Tong, "Near-optimal ground state preparation," *Quantum* **4**, 372 (2020).
- <sup>6</sup>T. Kosugi and Y.-i. Matsushita, "Construction of green's functions on a quantum computer: Quasiparticle spectra of molecules," *Phys. Rev. A* **101**, 012330 (2020).
- <sup>7</sup>S. Endo, I. Kurata, and Y. O. Nakagawa, "Calculation of the green's function on near-term quantum computers," *Phys. Rev. Research* **2**, 033281 (2020).
- <sup>8</sup>M. Nooijen and J. G. Snijders, "Coupled cluster approach to the single-particle green's function," *Int. J. Quantum Chem.* **44**, 55–83 (1992).
- <sup>9</sup>M. Nooijen and J. G. Snijders, "Coupled cluster green's function method: Working equations and applications," *Int. J. Quantum Chem.* **48**, 15–48 (1993).
- <sup>10</sup>M. Nooijen and J. G. Snijders, "Second order many-body perturbation approximations to the coupled cluster green's function," *J. Chem. Phys.* **102**, 1681–1688 (1995).
- <sup>11</sup>T. Zhu, C. A. Jiménez-Hoyos, J. McClain, T. C. Berkelbach, and G. K.-L. Chan, "Coupled-cluster impurity solvers for dynamical mean-field theory," *Phys. Rev. B* **100**, 115154 (2019).
- <sup>12</sup>A. Shee and D. Zgid, "Coupled cluster as an impurity solver for green's function embedding methods," *Journal of Chemical Theory and Computation* **15**, 6010–6024 (2019), pMID: 31518129, <https://doi.org/10.1021/acs.jctc.9b00603>.
- <sup>13</sup>F. Coester, "Bound states of a many-particle system," *Nucl. Phys.* **7**, 421–424 (1958).
- <sup>14</sup>F. Coester and H. Kümmel, "Short-range correlations in nuclear wave functions," *Nucl. Phys.* **17**, 477–485 (1960).
- <sup>15</sup>J. Čížek, "On the correlation problem in atomic and molecular systems. calculation of wavefunction components in urself-type expansion using quantum-field theoretical methods," *J. Chem. Phys.* **45**, 4256–4266 (1966).
- <sup>16</sup>J. Paldus, J. Čížek, and I. Shavitt, "Correlation problems in atomic and molecular systems. iv. extended coupled-pair many-electron theory and its application to the  $\text{bh}_3$  molecule," *Phys. Rev. A* **5**, 50–67 (1972).
- <sup>17</sup>G. Purvis and R. Bartlett, "A full coupled-cluster singles and doubles model: The inclusion of disconnected triples," *J. Chem. Phys.* **76**, 1910–1918 (1982).
- <sup>18</sup>R. J. Bartlett and M. Musiał, "Coupled-cluster theory in quantum chemistry," *Rev. Mod. Phys.* **79**, 291–352 (2007).
- <sup>19</sup>K. Bhaskaran-Nair, K. Kowalski, and W. A. Shelton, "Coupled cluster green function: Model involving single and double excitations," *J. Chem. Phys.* **144**, 144101 (2016).
- <sup>20</sup>B. Peng and K. Kowalski, "Green's function coupled-cluster approach: Simulating photoelectron spectra for realistic molecular systems," *J. Chem. Theory Comput.* **14**, 4335–4352 (2018).
- <sup>21</sup>B. Peng, R. Van Beeumen, D. B. Williams-Young, K. Kowalski, and C. Yang, "Approximate green's function coupled cluster method employing effective dimension reduction," *Journal of Chemical Theory and Computation* **15**, 3185–3196 (2019), pMID: 30951302, <https://doi.org/10.1021/acs.jctc.9b00172>.
- <sup>22</sup>F. D. Vila, J. J. Rehr, J. J. Kas, K. Kowalski, and B. Peng, "Real-time coupled-cluster approach for the cumulant green's function," *Journal of Chemical Theory and Computation* **16**, 6983–6992 (2020), pMID: 33108872, <https://doi.org/10.1021/acs.jctc.0c00639>.
- <sup>23</sup>P. W. Anderson, "Localized magnetic states in metals," *Phys. Rev.* **124**, 41–53 (1961).
- <sup>24</sup>G. Mahan, *Many-Particle Physics*, Physics of Solids and Liquids (Springer US, 1990).
- <sup>25</sup>J. R. Schrieffer and P. A. Wolff, "Relation between the Anderson and Kondo Hamiltonians," *Phys. Rev.* **149**, 491–492 (1966).
- <sup>26</sup>A. Hewson, *The Kondo Problem to Heavy Fermions. Cambridge Studies in Magnetism*, Vol. 2. (Cambridge University Press, Cambridge, 1993).
- <sup>27</sup>A. Georges, G. Kotliar, W. Krauth, and M. J. Rozenberg, "Dynamical

- mean-field theory of strongly correlated fermion systems and the limit of infinite dimensions,” *Reviews of Modern Physics* **68**, 13–125 (1996).
- <sup>28</sup>A. M. Childs and N. Wiebe, “Hamiltonian simulation using linear combinations of unitary operations,” *Quantum Information and Computation* **12**, 901–924 (2012).
- <sup>29</sup>J. Noga and R. J. Bartlett, “The full ccsdt model for molecular electronic structure,” *J. Chem. Phys.* **86**, 7041–7050 (1987), <https://doi.org/10.1063/1.452353>.
- <sup>30</sup>J. Noga and R. J. Bartlett, “Erratum: The full ccsdt model for molecular electronic structure [j. chem. phys. 86, 7041 (1987)],” *J. Chem. Phys.* **89**, 3401–3401 (1988), <https://doi.org/10.1063/1.455742>.
- <sup>31</sup>G. E. Scuseria and H. F. Schaefer, “A new implementation of the full ccsdt model for molecular electronic structure,” *Chem. Phys. Lett.* **152**, 382–386 (1988).
- <sup>32</sup>G. Aleksandrowicz, T. Alexander, P. Barkoutsos, L. Bello, Y. Ben-Haim, D. Bucher, F. J. Cabrera-Hernández, J. Carballo-Franquis, A. Chen, C.-F. Chen, J. M. Chow, A. D. Córcoles-Gonzales, A. J. Cross, A. Cross, J. Cruz-Benito, C. Culver, S. D. L. P. González, E. D. L. Torre, D. Ding, E. Dumitrescu, I. Duran, P. Eendebak, M. Everitt, I. F. Sertage, A. Frisch, A. Fuhrer, J. Gambetta, B. G. Gago, J. Gomez-Mosquera, D. Greenberg, I. Hamamura, V. Havlicek, J. Hellmers, Łukasz Herok, H. Horii, S. Hu, T. Imamichi, T. Itoko, A. Javadi-Abhari, N. Kanazawa, A. Karazeev, K. Krulich, P. Liu, Y. Luh, Y. Maeng, M. Marques, F. J. Martín-Fernández, D. T. McClure, D. McKay, S. Meesala, A. Mezzacapo, N. Moll, D. M. Rodríguez, G. Nannicini, P. Nation, P. Ollitrault, L. J. O’Riordan, H. Paik, J. Pérez, A. Phan, M. Pistoia, V. Prutyanov, M. Reuter, J. Rice, A. R. Davila, R. H. P. Rudy, M. Ryu, N. Sathaye, C. Schnabel, E. Schoute, K. Setia, Y. Shi, A. Silva, Y. Siraichi, S. Sivarajah, J. A. Smolin, M. Soeken, H. Takahashi, I. Tavernelli, C. Taylor, P. Taylour, K. Trabing, M. Treinish, W. Turner, D. Vogt-Lee, C. Vuillot, J. A. Wildstrom, J. Wilson, E. Winston, C. Wood, S. Wood, S. Wörner, I. Y. Akhalwaya, and C. Zoufal, “Qiskit: An Open-source Framework for Quantum Computing,” (2019).
- <sup>33</sup>I. D. Kivlichan, C. Gidney, D. W. Berry, N. Wiebe, J. McClean, W. Sun, Z. Jiang, N. Rubin, A. Fowler, A. Aspuru-Guzik, H. Neven, and R. Babush, “Improved Fault-Tolerant Quantum Simulation of Condensed-Phase Correlated Electrons via Trotterization,” *Quantum* **4**, 296 (2020).
- <sup>34</sup>M. A. Nielsen and I. L. Chuang, *Quantum Computation and Quantum Information: 10th Anniversary Edition*, 10th ed. (Cambridge University Press, New York, NY, USA, 2011).
- <sup>35</sup>G. H. Low and I. L. Chuang, “Hamiltonian Simulation by Qubitization,” *Quantum* **3**, 163 (2019).
- <sup>36</sup>D. W. Berry, A. M. Childs, R. Cleve, R. Kothari, and R. D. Somma, “Simulating Hamiltonian Dynamics with a Truncated Taylor Series,” *Phys. Rev. Lett.* **114**, 90502 (2015).
- <sup>37</sup>K. Wan, “Exponentially faster implementations of select(h) for fermionic hamiltonians,” *Quantum* **5**, 380 (2021)

**Acknowledgements:** We thank E. F. Dumitrescu for useful discussions. T. K. is supported by the U. S. Department of Energy, Office of Science, Office of Workforce Development for Teachers and Scientists, Office of Science Graduate Student Research (SCGSR) program. The SCGSR program is administered by the Oak Ridge Institute for Science and Education (ORISE) for the DOE. ORISE is managed by ORAU under contract number DE-SC0014664. All opinions expressed in this paper are the author’s and do not necessarily reflect the policies and views of DOE, ORAU, or ORISE. This work was performed in part at Oak Ridge National Laboratory, operated by UT-Battelle for the U.S. Department of Energy under Contract No. DE-AC05-00OR22725. B. P. and K. K. were supported by the “Embedding QC into Many-body Frameworks for Strongly Correlated Molecular and Materials Systems” project, which is funded by the U. S. Department of Energy, Office of Science, Office of Basic Energy Sciences (BES), the Division of Chemical Sciences, Geosciences, and Biosciences. B. P. also acknowledges the

support of Laboratory Directed Research and Development (LDRD) program from PNNL. T. K. and P. L. were supported by the U. S. Department of Energy, Office of Science, Office of Advanced Scientific Computing Research (ASCR) Quantum Algorithm Teams (QAT) and Quantum Computing Application Teams (QCATS) programs, under field work proposal numbers ERKJ333 and ERKJ347.

**Author Contributions:** T. K., B. P., K. K., and P. L. designed the study, T. K. and B. P. collected data, and produced figures. S. J. developed a classical exact diagonalization code for the AIM. B. P., K. K., and P. L., supervised the research. All authors discussed the results and contributed to the final paper.

**Competing Interests:** The authors declare no competing interests.

**Data availability:** The data supporting this study are available at [https://github.com/JohnstonResearchGroup/Keen\\_etal\\_CCGF\\_2021](https://github.com/JohnstonResearchGroup/Keen_etal_CCGF_2021).

**Code availability:** The code used to obtain the coupled-cluster quantities is available at <https://github.com/spec-org/gfcc>. The code used for the quantum-classical algorithm is available at [https://github.com/JohnstonResearchGroup/Keen\\_etal\\_CCGF\\_2021](https://github.com/JohnstonResearchGroup/Keen_etal_CCGF_2021).



## Supplemental Materials: Hybrid quantum-classical approach for coupled-cluster Green's function theory

### Supplementary Note 1. FINDING UNITARIES $\mathbf{W}$ AND SCALAR COEFFICIENTS $\{\mu_i\}$ .

If index  $p \in O$  denotes impurity site, then one option of  $\mathbf{W}_p$  can be obtained through the Jordan-Wigner mapping of the transformed  $c_p e^T |\Phi\rangle$ . Here, we use the Jordan-Wigner transformation given by

$$\begin{aligned} c_{j\downarrow}^\dagger &= \frac{1}{2} \bigotimes_{k=0}^{j-1} Z_k (X_j - iY_j) \\ c_{j\uparrow}^\dagger &= \frac{1}{2} \bigotimes_{k=0}^{N_{\text{bath}}+j} Z_k (X_{N_{\text{bath}}+j+1} - iY_{N_{\text{bath}}+j+1}), \end{aligned} \quad (\text{S1})$$

where the first  $N_{\text{bath}} + 1$  qubits hold the down occupation information for each site, and the second  $N_{\text{bath}} + 1$  qubits hold the up occupation information for each site. In the CCSD approximation, this can be expressed as

$$\begin{aligned} c_p e^T |\Phi\rangle &\approx c_p \left( 1 + \sum_{ai} t_i^a c_a^\dagger c_i + \sum_{a<b, i<j} \tilde{t}_{ij}^{ab} c_a^\dagger c_b^\dagger c_j c_i \right) |\Phi\rangle \\ &= \left( 1 + \sum_{a, i \neq p} t_i^a c_a^\dagger c_i + \sum_{\substack{a<b, i<j \\ i \neq p, j \neq p}} \tilde{t}_{ij}^{ab} c_a^\dagger c_b^\dagger c_j c_i \right) c_p |\Phi\rangle \\ &= \left( 1 + \sum_{a, i \neq p} t_i^a (c_a^\dagger + c_a) (c_i + c_i^\dagger) + \sum_{\substack{a<b, i<j \\ i \neq p, j \neq p}} \tilde{t}_{ij}^{ab} (c_a^\dagger + c_a) (c_b^\dagger + c_b) (c_j + c_j^\dagger) (c_i + c_i^\dagger) \right) (c_p + c_p^\dagger) |\Phi\rangle \\ &= \left( \tilde{X}_p + \sum_{a, i \neq p} t_i^a \tilde{X}_a \tilde{X}_i \tilde{X}_p + \sum_{\substack{a<b, i<j \\ i \neq p, j \neq p}} \tilde{t}_{ij}^{ab} \tilde{X}_a \tilde{X}_b \tilde{X}_j \tilde{X}_i \tilde{X}_p \right) |\Phi\rangle, \end{aligned}$$

where  $\tilde{t}_{ij}^{ab} = t_{ij}^{ab} + t_i^a t_j^b - t_i^b t_j^a$ . The  $\mathbf{W}_p$  can then be chosen as  $\{\tilde{X}_p, \{\tilde{X}_a \tilde{X}_i \tilde{X}_p\}_{a, i \neq p}, \{\tilde{X}_a \tilde{X}_b \tilde{X}_j \tilde{X}_i \tilde{X}_p\}_{a<b, i<j, i \neq p, j \neq p}$ , and the scalars  $\{\mu_i\}$  are the corresponding cluster amplitudes in (S2).  $\langle \Phi | (1 + \Lambda) e^{-T} c_q^\dagger$  can be expanded by the same set  $\mathbf{W}_p$  with the corresponding scalars given by

$$\begin{aligned} \langle (1 + \Lambda) e^{-T} c_q^\dagger c_p \rangle &= \delta_{pq} \left( 1 - \sum_{i,a} \lambda_a^i t_i^a - \sum_{i<j, a<b} \lambda_{ab}^{ij} \tilde{t}_{ij}^{ab} \right) - (1 - \delta_{pq}) \left( \sum_a \lambda_a^p t_q^a - \sum_{i,a<b} \lambda_{ab}^{pi} \tilde{t}_{qi}^{ab} \right), \\ \langle (1 + \Lambda) e^{-T} c_q^\dagger c_p c_a^\dagger c_i \rangle &= \delta_{pq} \left( \lambda_a^i - \sum_{j,b} \lambda_{ab}^{ij} t_j^b \right) - (1 - \delta_{pq}) \sum_b \lambda_{ab}^{ip} t_q^b, \\ \langle (1 + \Lambda) e^{-T} c_q^\dagger c_p c_a^\dagger c_b^\dagger c_j c_i \rangle &= \delta_{pq} \lambda_{ab}^{ij}. \end{aligned}$$

Similarly, we can transform  $c_q^\dagger e^T |\phi\rangle$ ,

$$\begin{aligned} c_q^\dagger e^T |\Phi\rangle &\approx c_q^\dagger \left( 1 + \sum_{ai} t_i^a c_a^\dagger c_i + \sum_{a<b, i<j} \tilde{t}_{ij}^{ab} c_a^\dagger c_b^\dagger c_j c_i \right) |\Phi\rangle \\ &= \left( 1 + \sum_{a \neq q, i} t_i^a c_a^\dagger c_i + \sum_{\substack{a<b, i<j \\ a \neq q, b \neq q}} \tilde{t}_{ij}^{ab} c_a^\dagger c_b^\dagger c_j c_i \right) c_q^\dagger |\Phi\rangle \\ &= \left( \tilde{X}_q + \sum_{a \neq q, i} t_i^a \tilde{X}_a \tilde{X}_i \tilde{X}_q + \sum_{\substack{a<b, i<j \\ a \neq q, b \neq q}} \tilde{X}_j \tilde{X}_i \tilde{X}_q \right) |\Phi\rangle, \end{aligned}$$

to get another set of unitaries and corresponding scalars for greater part of the coupled cluster Green's function.

It is worth mentioning that the cluster amplitudes,  $t$ 's, in the present context are obtained from classical CCSD calculation on AIM, which numerically scales  $\mathcal{O}(N_s^2 N_o^2)$  ( $N_o$  denoting the number of occupied spin-orbitals and  $N_s$  denoting the number of virtual spin-orbitals).