

## The Ariel 0.6 - 7.8 $\mu\text{m}$ stellar limb-darkening coefficients

Giuseppe Morello · Camilla Danielski ·  
Subhajit Sarkar

Received: date / Accepted: date

**Abstract** We provide here tables of stellar limb-darkening coefficients (LDCs) for the Ariel ESA M4 space mission. These tables include LDCs corresponding to different wavelength bins and white bands for the NIRSpec, AIRS-Ch0 and AIRS-Ch1 spectrographs, and those corresponding to the VISPhot, FGS1 and FGS2 photometers. The LDCs are calculated with the open-source software ExoTETHyS for three complete grids of stellar atmosphere models obtained with the ATLAS9 and PHOENIX codes. The three model grids are complementary, as the PHOENIX code adopts more modern input physics and spherical geometry, while the models calculated with ATLAS9 cover wider ranges of stellar parameters. The LDCs obtained from corresponding models in the ATLAS9 and PHOENIX grids are compared in the main text. All together the models cover the following ranges in effective temperature ( $1\,500\text{ K} \leq T_{\text{eff}} \leq 50\,000\text{ K}$ ), surface gravity ( $0.0\text{ dex} \leq \log g \leq 6.0\text{ dex}$ ), and metallicity ( $-5.0 \leq [M/H] \leq 1.0$ ).

**Keywords** planets and satellites: atmospheres · stars: planetary systems · instrumentation: photometers · instrumentation: spectrographs · telescopes

---

Morello G.  
AIM, CEA, CNRS, Université Paris-Saclay, Université Paris Diderot, Sorbonne Paris Cité,  
F-91191 Gif-sur-Yvette, France  
*Present address:* Instituto de Astrofísica de Canarias (IAC), 38200, La Laguna, Tenerife, Spain  
E-mail: gmorello@iac.es  
ORCID: 0000-0002-4262-5661

Danielski C.  
UCL Centre for Space Exochemistry Data  
Atlas Building, Fermi Avenue, Harwell Campus, Didcot, OX11 0QR (UK)  
*Present address:* Instituto de Astrofísica de Andalucía (IAA-CSIC)  
Glorieta de la Astronomía s/n, 18008 Granada, Spain  
ORCID: 0000-0002-3729-2663

Sarkar S.  
School of Physics and Astronomy, Cardiff University,  
The Parade, Cardiff, CF24 3AA, UK

## 1 Introduction

Observations of exoplanetary transits are affected by the specific intensity decrease from the centre to the edge of the projected stellar disc, so-called limb-darkening effect [33]. While the planet’s projection moves onto the stellar disc, the fraction of occulted stellar flux varies over time, instead of being equal to the planet-to-star area ratio. Furthermore, the limb-darkening is a wavelength-dependent effect, meaning that it is crucial to account for it when modelling transit light-curves at multiple frequencies [27, 38, 35, 16]. A precise determination of the limb-darkening will consequently enable a precise characterisation of an exoplanet’s atmosphere.

One of the Ariel mission requirements is to meet a photometric precision of 10–50 parts per million (ppm) relative to the stellar flux of the observed targets [46, 18]. Here we provide grids of limb-darkening coefficients (LDCs) for the Ariel instruments, adopting the four-coefficient law introduced by Claret (2000) [4], hereinafter referred to as “claret-4”. In particular, we used the software ExoTETHyS [37, 36] to compute LDCs with the there-called ATLAS.2000 [4], PHOENIX\_2012\_13 and PHOENIX\_DRIFT\_2012 [13, 14] model grids. The spectral responses of the Ariel instruments were obtained through ExoSim [43]. We considered wavelength bins of  $0.05 \mu\text{m}$  for the NIRSpec and AIRS-Ch1 spectrometers, and  $0.02 \mu\text{m}$  for AIRS-Ch0. The tables attached to this manuscript contain the most up to date LDCs which can be used by the Ariel community during the preparatory studies. We note that, the underlying stellar and instrumental models are likely to be updated by the launch of the Ariel spacecraft. Finally, whether a specific set of LDCs is not available here (e.g., adopting different limb-darkening laws, wavelength bins, or to interpolate between the stellar parameters of the grid), it can be computed with the python package ExoTETHyS<sup>1</sup>.

The manuscript is structured as follows. Section 2 introduces the stellar limb-darkening effect, and discusses its historical overview, putting particular emphasis on its application to the study of exoplanetary transits. Section 3 briefly describes the ExoTETHyS limb-darkening subpackage used to calculate the LDCs for the Ariel mission. Section 4 provides information about the Ariel science instruments. Section 5 summarises this paper’s content.

## 2 The stellar limb-darkening effect

### 2.1 Limb-darkening laws

The phenomenon of limb-darkening is easily understood starting from the formal solution of the radiative transfer equation along a ray, which shows that the emerging intensity is a weighted average of the source function over optical depth. Historically, the approximation that was usually adopted is the Eddington-Barbier one, which describes the source function of the continuum radiation as a polynomial of optical depth in a medium with plane-parallel geometry. In this case, the intensity emerging at an angle  $\theta$  with respect to the surface normal is equal to the source function

<sup>1</sup> Main GitHub repository <https://github.com/ucl-exoplanets/ExoTETHyS>

at optical depth  $\mu = \cos \theta$ . The first parametrization proposed to model stellar limb-darkening is the linear law [44]:

$$\frac{I_\lambda(\mu)}{I_\lambda(1)} = 1 - a(1 - \mu), \quad (1)$$

as derived from the first-order Eddington-Barbier approximation. It was later realised that the linear law does not fully capture the centre-to-limb intensity variation, thus a quadratic law was preferred [28]:

$$\frac{I_\lambda(\mu)}{I_\lambda(1)} = 1 - a_1(1 - \mu) - a_2(1 - \mu)^2. \quad (2)$$

Later, many researchers have proposed a long list of other limb-darkening laws, which are not only polynomial functions of  $\mu$  (see [26, 20] for reviews). We highlight here the power-2 law [21]:

$$\frac{I_\lambda(\mu)}{I_\lambda(1)} = 1 - c(1 - \mu^\alpha), \quad (3)$$

which outperforms other biparametric laws, especially for the M-dwarf models [38, 34]. The search for the simplest law that accurately describes the stellar intensity profile was motivated by both the aim of linking the LDCs to physical parameters, and the fact that fewer coefficients are more easily manageable as free parameters. However, no biparametric law turns out to be sufficiently accurate for all stellar types and wavelengths at the level of precision in the data achieved with modern instruments [20, 38]. For this reason we strongly recommend the use of the claret-4 law [4]:

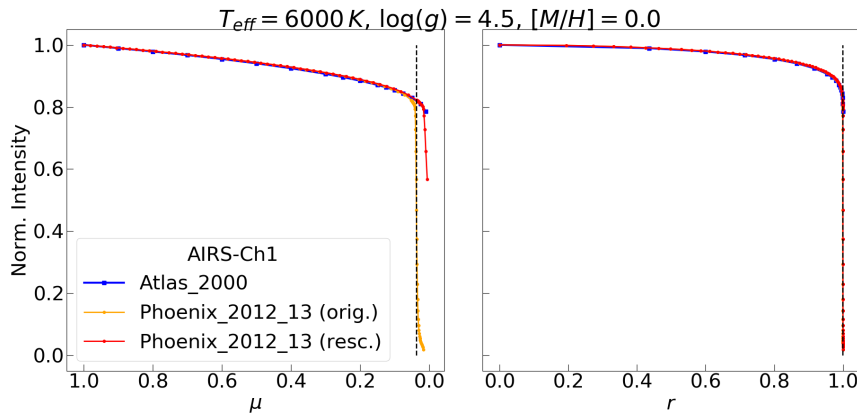
$$\frac{I_\lambda(\mu)}{I_\lambda(1)} = 1 - \sum_{k=1}^4 a_k(1 - \mu^{k/2}), \quad (4)$$

since it has proven highly reliable in all the investigations carried out so far [23, 32, 9, 37].

The above limb-darkening laws may not reproduce the behaviour of some spectral lines at high-resolution ( $R > 10^4$ ), whereas more complex intensity profiles, including limb-brightening effects, can occur [15]. The discussion of these cases is not relevant to the Ariel instruments, which provide optical broadband photometry and infrared low-resolution spectroscopy with  $R \sim 15$ -100.

## 2.2 Plane-parallel versus spherical geometry

The earliest models of stellar atmospheres assumed plane-parallel geometry (e.g., [30, 47, 17, 10, 4, 5, 6, 45, 23, 42]). Recently, several models that take into account the spherical geometry of the stellar surface have appeared in the literature (e.g., [8, 13, 14, 39, 40, 11, 32, 7, 9]). The intensity profiles obtained with spherical geometry show a characteristic steep drop-off, such that the intensities are almost zero at small but finite  $\mu$  values (see Figure 1). We note that the intensity drop-off in the infrared is more abrupt than the one in the UV and visible. This behaviour is well understood



**Fig. 1** Left panel: Normalised intensities vs.  $\mu$  for a solar-like star integrated over the AIRS-Ch1 white band. Note the intensity drop-off obtained with the “original” PHOENIX models (orange) due to the spherical geometry, then rescaled (red). The ATLAS models (blue) assume plane-parallel geometry. The vertical dashed line indicates the point where the PHOENIX models are truncated in the LDCs fit with ExoTETHyS. Right panel: Analogous plot with normalised intensities vs.  $r$ .

[49, 19, 38]. The rays connecting the observer with the star surface at small  $\mu$  values intersect only the outermost atmospheric shells, which have negligible emissivity compared to more internal shells. Instead, any optical ray intersects all the layers of a plane-parallel atmosphere, so that the emerging intensity always includes the contributions of inner layers down to optical depth of unity. Consequently, the intensity profile appears to be a smooth function of  $\mu$  with a non-zero limit at  $\mu = 0$ .

Limb-darkening laws such as those of Equations 1-4 were designed to approximate the stellar intensity profiles obtained with plane-parallel geometry, but they cannot reproduce the steep drop-off resulting from spherical geometry. Some authors have suggested applying a cut-off in  $\mu$ , i.e. discarding the points with  $\mu < \mu_0$  when fitting the intensity profile with a limb-darkening law [12, 13, 37]. The truncated profiles are referred to as quasi-spherical models. Claret (2018) [7] replaced the after drop-off intensities with zeroes, instead of discarding them. Also, the drop-off radius corresponds to what would appear as the stellar radius in observations of exoplanetary transits, interferometric imaging, or lunar occultation. Therefore, the spherical intensity profiles should be rescaled so that  $\mu = 0$  at the inflection point of the intensity profile [49, 19, 38].

### 2.3 Optimisation fitting methods

The optimisation method plays an important role when fitting for LDCs. The simplest approach is the standard least-squares fit to the precalculated intensities. The least-squares method is sensitive to the choice of sampling of the intensity profile. The cause of sampling dependence is the impossibility to obtain a perfect match to the reference profile with the chosen parametrization, especially when using one or two-coefficient laws, and/or considering spherical geometry. A uniform sampling in  $\mu$

gives more weight to the regions on the edge of the stellar disc. In fact, the radial distance of a  $\mu$ -point from the center of the disc is

$$r = \sqrt{1 - \mu^2}, \quad (5)$$

where  $r = 1$  ( $\mu = 0$ ) denotes the contour of the disc. In the case of uniform sampling in  $\mu$ , 50% of the weight is attributed to the annulus with  $r > 0.866$ . Typically the situation is even more unbalanced, given that the spherical models adopt a finer sampling near the intensity drop-off. In contrast, a uniform sampling in  $r$  tends to undersample the region where the effect of limb-darkening is more pronounced. The matter of optimal sampling to calculate the LDCs has been widely debated in the previous literature [22, 6, 8, 41].

Flux-conservation has been considered as an additional condition or alternative to least-squares fitting [47, 4, 24]. It requires that the integral of the flux over the disc obtained with the limb-darkening law is exactly equal to the stellar flux of the model, a requirement that is not automatically satisfied by the best-fit least-squares solution.

## 2.4 The Synthetic-Photometry/Atmosphere-Model LDCs

Howarth (2011) [24] raised the question of which is the best set of LDCs to be adopted in the light-curve analyses of exoplanetary transits. He generated synthetic-photometry/atmosphere-model (SPAM) light-curves for well-studied systems, using as inputs the empirically determined geometric parameters, and the intensity distribution corresponding to the known stellar parameters (approximated by a set of claret-4 LDCs, Equation 4). Light-curve fitting was then performed with one or two LDCs as free parameters (e.g., Equations 1-2). The resulting SPAM-LDCs were significantly different from those obtained by fitting on the intensity profile with various optimisation methods.

The follow-up work by Morello et al. (2017) [38] on this study used full spherical intensity models with numerical integration to generate synthetic light-curves, and different configurations for light-curve fitting. They noted that the intensity profiles inferred by light-curve fitting reproduce the behaviour of the models well inside the disc, but often deviate at the smaller  $\mu$  values. The corresponding transit depths and orbital parameters can also be significantly biased. The apparent good quality of the light-curve fitting can be deceptive.

Part of the problem is due to the inadequacy of a given limb-darkening law to approximate the model intensity distribution on the whole stellar disc. Therefore, different optimisation methods, including SPAM optimisation, attribute different weights to the regions of the disc. The residuals of the light-curve fits do not necessarily provide a useful diagnostic, because the strong degeneracies between LDCs and geometric parameters can lead to an excellent match to the transit light-curves, even with the wrong parameter values.

All these historical issues have been addressed in the ExoTETHyS package [37] which we briefly describe in the upcoming section.

Name	Geometry	$T_{\text{eff}}$ (K)	$\log g$ (dex)	$[M/H]$	$\lambda$ ( $\mu\text{m}$ )
ATLAS_2000	P-P	3500-50000	0.0-5.0	-5.0-1.0	0.009-160.0
PHOENIX_2012_13	S1	3000-10000	0.0-6.0	0.0	0.25-10.0
PHOENIX_DRIFT_2012	S1	1500-3000	2.5-5.5	0.0	0.001-950.0

**Table 1** Information about the stellar model grids adopted in this work. P-P = plane-parallel, S1 = spherical 1D geometry.

### 3 The ExoTETHyS package

We state here the conditions that must be fulfilled by an optimal set of LDCs for a mission dedicated to the characterisation of transiting exoplanets:

1. if the optimal LDCs are kept fixed during light-curve fitting, the best-fit transit depth and orbital parameters should be unbiased;
2. the LDCs can be computed directly from stellar intensity profiles, e.g., without the need for lengthy calculations involving *ad hoc* synthetic light-curves.

The software ExoTETHyS.SAIL is a calculator of LDCs that has been designed to meet the above requirements [36]. It performs a weighted least-squares fit to the normalised stellar intensities ( $I_{\lambda}(\mu)/I_{\lambda}(1)$ ). The weights are proportional to the sampling interval in  $r$ , with a cut-off of  $r \leq 0.99623$  for the intensity profiles obtained with spherical geometry, after rescaling (see Section 2.2). Flux-conservation poses no additional constraints when fitting normalised intensities, since the absolute flux can be matched by adjusting the multiplicative factor (approximately equal to  $I_{\lambda}(1)$ ). The absolute flux value does not affect the transit light-curve morphology and the relevant astrophysical parameters.

In particular, the LDCs calculated according to the claret-4 law (Equation 4) have been tested to guarantee a precision of <10 ppm over the whole light-curve model at all wavelengths [37]. This level of precision is up to 2 orders of magnitude better than that obtained with other existing software that use different optimisation algorithms. It is worth noting that the improvement of ExoTETHyS.SAIL over other algorithms is particularly significant in the infrared, given its capability of better dealing with the more abrupt intensity drop-off (see Section 2.2).

#### *Stellar atmosphere models*

At the time of writing, the ExoTETHyS package contains 3 databases with pre-computed stellar model intensities that fully cover the wavelength range of the Ariel instruments (see Table 1).

The ATLAS\_2000 database includes the largest variety of stellar types, covering wide ranges in effective temperature, surface gravity, and metallicity. The corresponding models of stellar atmospheres were calculated by Kurucz (1993, 1996) [29, 31] using the ATLAS9 software. The intensity spectra produced with these models were previously used by Claret (2000) [4]. We selected those models with microturbulent velocity of 2 km/s. Some other models with different values of the microturbulent velocity were available for stars with solar metallicity, but they were not included in the ExoTETHyS database as the variations of the LDCs with this parameter are negligible.

Name	$\Delta\lambda$ ( $\mu\text{m}$ )	Spectral Resolving Power
VISPhot	0.5-0.6	Integrated band
FGS1	0.6-0.8	Integrated band
FGS2	0.8-1.1	Integrated band
NIRSpec	1.1-1.95	$R \geq 15$
AIRS-Ch0	1.95-3.9	$R \geq 100$
AIRS-Ch1	3.9-7.8	$R \geq 30$

**Table 2** Nominal wavelength ranges and required binned spectral resolving power for the 6 Ariel science instruments (Ariel Payload Requirements Document, ARIEL-RAL-PL-RS-001, Issue 3.0, 31 July 2020).

The PHOENIX\_2012\_13 database focuses on stars of later types, such as the typical exoplanet host stars, and with solar metallicity. The corresponding models of stellar atmospheres were generated with the PHOENIX code, assuming phase equilibrium (DUSTY/COND physics).

The PHOENIX\_DRIFT\_2012 database is specific to the coolest stars down to 1 500 K. The corresponding models of stellar atmospheres were generated with the PHOENIX code, including a detailed computation of high-temperature condensate clouds (DRIFT physics) [48].

The two PHOENIX databases were produced expressly for computing LDC tables [13, 14].

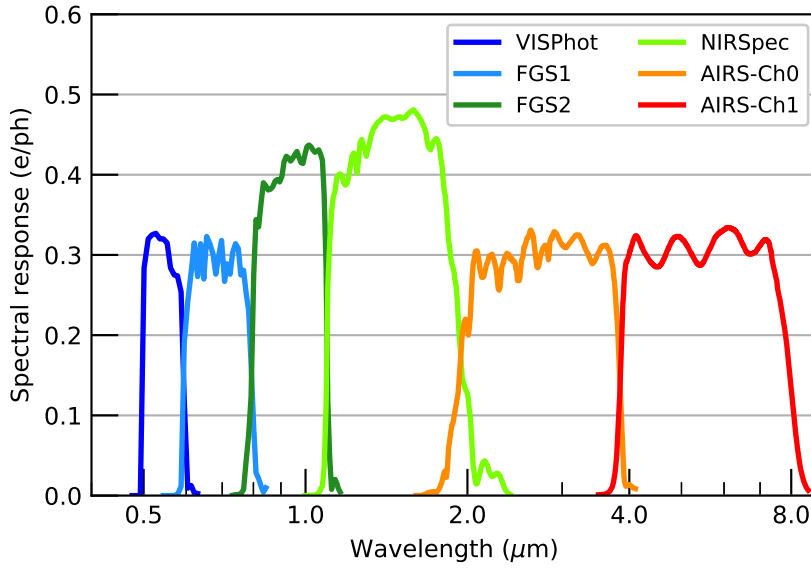
For targets whose LDCs can be obtained from both ATLAS and PHOENIX tables, we recommend using the PHOENIX values, as they rely on newer input physics and chemistry, and more realistic geometry. For stars with  $T_{\text{eff}} = 3\,000\text{ K}$ , the DRIFT models are more accurate than DUSTY/COND. We refer to the relevant literature for the comparison between the ATLAS and PHOENIX algorithms [30, 1, 2, 3, 48, 25]. Section 4 adds the comparison between intensity profiles obtained in the Ariel passbands.

New grids of stellar atmosphere models with updated input physics and chemistry are being prepared and will be available for the upcoming phases of the Ariel mission. The new information will be incorporated into the ExoTETHYS package.

#### 4 LDCs for the Ariel mission

The Ariel instruments include 3 broadband photometers at 0.5-1.1  $\mu\text{m}$ , and 3 infrared spectrometers covering the 1.1-7.8  $\mu\text{m}$  wavelength range. Table 2 reports basic information on these instruments. The known spectral response (Figure 2) of the Ariel instruments has been taken into account for the calculation of the LDCs. The response for each instrument was obtained by multiplying the detector quantum efficiency and the total transmission of the optical train, as obtained through ExoSim [43].

We provide tables of LDCs for all the instruments of the Ariel mission. These tables have been pre-calculated for the users convenience and can be found in the supplementary material provided online. Table 3 shows an example with the content of a file (e.g., name of instrument, stellar model, wavelength range, etc.). We performed calculations on wavelength bins of 0.05  $\mu\text{m}$  for the NIRSpec and AIRS-Ch1 spectrometers, and 0.02  $\mu\text{m}$  for AIRS-Ch0. These wavelength bins are narrower than or equal to those corresponding to the required binned spectral resolving power of



**Fig. 2** The calculated photon-to-electron conversion efficiencies (PCEs) for the 6 Ariel science instruments.

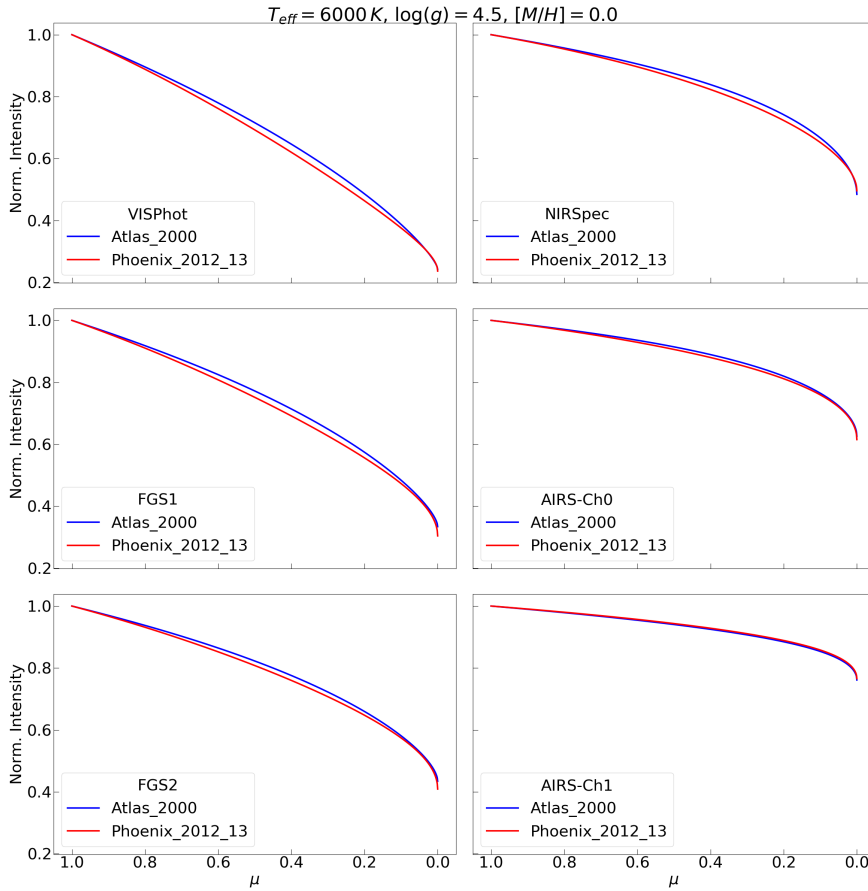
PHOENIX_2012_13			AIRS_ch0					
$T_{\text{eff}}$ (K)	log g (dex)	[M/H] (dex)	$\lambda_1$ ( $\mu\text{m}$ )	$\lambda_2$ ( $\mu\text{m}$ )	$a_1$	$a_2$	$a_3$	$a_4$
3000.0	1.50	0.00	1.940	3.900	4.77677453	-7.89734570	6.82914503	-2.19767201
3000.0	1.50	0.00	1.940	1.960	2.50560261	-2.90202256	2.56740110	-0.87192810
3000.0	1.50	0.00	1.960	1.980	2.85438826	-3.73580417	3.32761458	-1.10490417
3000.0	1.50	0.00	1.980	2.000	2.20836574	-2.40865397	2.16929277	-0.73787659
...	...	...	...	...	...	...	...	...
3000.0	1.50	0.00	3.880	3.900	5.91672785	-10.51632605	9.03420722	-2.90162989
3000.0	2.00	0.00	1.940	3.900	1.21751542	-0.93156054	0.80975259	-0.27133061
3000.0	2.00	0.00	1.940	1.960	0.20321759	1.38089364	-1.02166342	0.26353188
...	...	...	...	...	...	...	...	...

**Table 3** Example of LDCs table extracted from supplementary file `ARIEL_grid_ldc_phoenix_cond_airsch0.txt`. The first line contains the stellar model database and the Ariel instrument name. The second line defines the column entries of the following lines: stellar effective temperature, surface gravity, metallicity, wavelength intervals, and claret-4 LDCs, respectively.

the instruments (see Table 2). This information is subject to small changes during the detailed definition phase C.

Figures 3 and 4 compare the limb-darkening profiles calculated with the `ATLAS_2000` and `PHOENIX_2012_13` databases for a solar-like star and a M dwarf, respectively. The two sets of profiles for the solar-like star are in good agreement for the 6 Ariel instruments, although the discrepancy in the visible photometry might be significant at  $>10$  ppm level. The M dwarf profiles show greater disagreement, most likely due to the enhanced effect of molecular absorption. The comparison between all the analogous models from the two grids is beyond the scope of this paper.

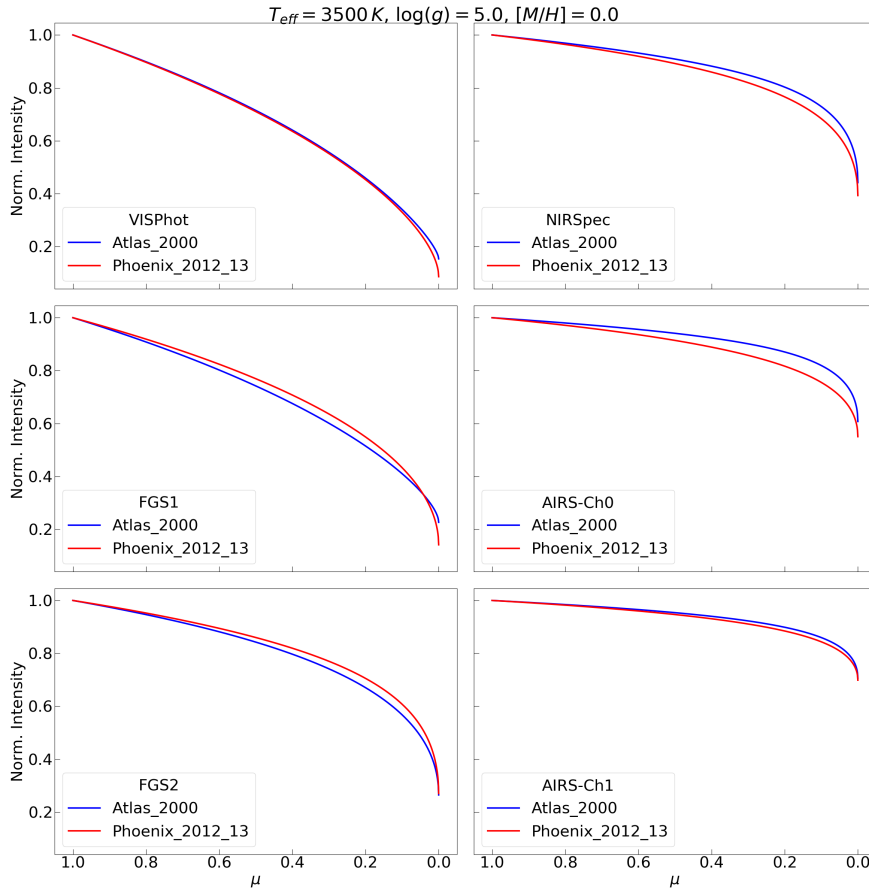




**Fig. 3** Limb-darkening profiles for a solar-like star using the LDCs from the ATLAS\_2000 (blue) and PHOENIX\_2012\_13 (red) tables provided in the supplemental material. The left panels show the results obtained for the VISPhot, FGS1 and FGS2 photometers. The right panels show the results for the white band integrated spectrometers.

## 5 Conclusions

We discussed here the stellar limb-darkening effect on the study of transiting exoplanets and their atmospheres. We documented an open-source software, part of the ExoTETHyS package, which has been specifically designed to achieve a precision of a few parts per million in modelling the transit light-curves. By using ExoTETHyS and the spectral responses of the Ariel instruments, obtained through ExoSim, we provide pre-calculated tables of limb-darkening coefficients over 0.6-7.8  $\mu\text{m}$ . The software is also available to calculate limb-darkening coefficients with settings personalised by the user, e.g., different spectral bins. The current calculations rely on ATLAS9 and PHOENIX stellar intensity spectra, which cover an overall effective temperature range of 1500-50000  $K$ , surface gravity range of 0.0-6.0 dex, and metallicity of  $-5.0$ -1.0



**Fig. 4** Analogous to Figure 3, but for an M dwarf.

dex. New grids of stellar atmosphere models covering the Ariel wavelength range of  $0.6\text{--}7.8 \mu\text{m}$  are being prepared for inclusion in ExoTETHyS.

**Acknowledgements** The authors would like to thank A. Claret and E. Pascale for useful discussions. G.M. was supported by the LabEx P2IO, the French ANR contract 05-BLANNT09-573739. S.S. was supported by United Kingdom Space Agency (UKSA) grant: ST/S002456/1.

## References

1. Allard, F., Hauschildt, P.H.: Model Atmospheres for M (Sub)Dwarf Stars. I. The Base Model Grid. *ApJ***445**, 433 (1995). DOI 10.1086/175708
2. Allard, F., Hauschildt, P.H., Alexander, D.R., Tamanai, A., Schweitzer, A.: The Limiting Effects of Dust in Brown Dwarf Model Atmospheres. *ApJ***556**(1), 357–372 (2001). DOI 10.1086/321547
3. Castelli, F., Kurucz, R.L.: Is missing Fe I opacity in stellar atmospheres a significant problem? *A&A***419**, 725–733 (2004). DOI 10.1051/0004-6361:20040079

4. Claret, A.: A new non-linear limb-darkening law for LTE stellar atmosphere models. Calculations for  $-5.0 \leq \log[M/H] \leq +1$ ,  $2000 \text{ K} \leq T_{\text{eff}} \leq 50000 \text{ K}$  at several surface gravities. *A&A***363**, 1081–1190 (2000)
5. Claret, A.: A new non-linear limb-darkening law for LTE stellar atmosphere models III. Sloan filters: Calculations for  $-5.0 \leq \log[M/H] \leq +1$ ,  $2000 \text{ K} \leq T_{\text{eff}} \leq 50000 \text{ K}$  at several surface gravities. *A&A***428**, 1001–1005 (2004). DOI 10.1051/0004-6361/20041673
6. Claret, A.: Testing the limb-darkening coefficients measured from eclipsing binaries. *A&A***482**(1), 259–266 (2008). DOI 10.1051/0004-6361/200809370
7. Claret, A.: A new method to compute limb-darkening coefficients for stellar atmosphere models with spherical symmetry: the space missions TESS, Kepler, CoRoT, and MOST. *A&A***618**, A20 (2018). DOI 10.1051/0004-6361/201833060
8. Claret, A., Bloemen, S.: Gravity and limb-darkening coefficients for the Kepler, CoRoT, Spitzer, uvby, UBVRJHK, and Sloan photometric systems. *A&A***529**, A75 (2011). DOI 10.1051/0004-6361/201116451
9. Claret, A., Cukanovaite, E., Burdge, K., Tremblay, P.E., Parsons, S., Marsh, T.R.: Gravity and limb-darkening coefficients for compact stars: DA, DB, and DBA eclipsing white dwarfs. *A&A***634**, A93 (2020). DOI 10.1051/0004-6361/201937326
10. Claret, A., Diaz-Cordoves, J., Gimenez, A.: Linear and non-linear limb-darkening coefficients for the photometric bands R I J H K. *A&AS***114**, 247 (1995)
11. Claret, A., Dragomir, D., Matthews, J.M.: Theoretical gravity and limb-darkening coefficients for the MOST satellite photometric system. *A&A***567**, A3 (2014). DOI 10.1051/0004-6361/201423515
12. Claret, A., Hauschildt, P.H.: The limb-darkening for spherically symmetric NextGen model atmospheres: A-G main-sequence and sub-giant stars. *A&A***412**, 241–248 (2003). DOI 10.1051/0004-6361:20031405
13. Claret, A., Hauschildt, P.H., Witte, S.: New limb-darkening coefficients for PHOENIX/1D model atmospheres. I. Calculations for  $1500 \text{ K} \leq T_{\text{eff}} \leq 4800 \text{ K}$  Kepler, CoRot, Spitzer, uvby, UBVRJHK, Sloan, and 2MASS photometric systems. *A&A***546**, A14 (2012). DOI 10.1051/0004-6361/201219849
14. Claret, A., Hauschildt, P.H., Witte, S.: New limb-darkening coefficients for Phoenix/1d model atmospheres. II. Calculations for  $5000 \text{ K} \leq T_{\text{eff}} \leq 10000 \text{ K}$  Kepler, CoRot, Spitzer, uvby, UBVRJHK, Sloan, and 2MASS photometric systems. *A&A***552**, A16 (2013). DOI 10.1051/0004-6361/201220942
15. Czesla, S., Klocová, T., Khalafinejad, S., Wolter, U., Schmitt, J.H.M.M.: The center-to-limb variation across the Fraunhofer lines of HD 189733. Sampling the stellar spectrum using a transiting planet. *A&A***582**, A51 (2015). DOI 10.1051/0004-6361/201526386
16. Danielski, C., Brucalassi, A., Benatti, S., Campante, T., Delgado-Mena, E., Rainer, M., Sacco, G., Adibekyan, V., Biazzo, K., Bossini, D., Bruno, G., Casali, G., Kabath, P.e.a.: The homogeneous characterisation of Ariel host stars. submitted (2020)
17. Diaz-Cordoves, J., Claret, A., Gimenez, A.: Linear and non-linear limb-darkening coefficients for LTE model atmospheres. *A&AS***110**, 329 (1995)
18. Edwards, B., Mugnai, L., Tinetti, G., Pascale, E., Sarkar, S.: An Updated Study of Potential Targets for Ariel. *AJ***157**(6), 242 (2019). DOI 10.3847/1538-3881/ab1cb9
19. Espinoza, N., Jordán, A.: Limb darkening and exoplanets: testing stellar model atmospheres and identifying biases in transit parameters. *MNRAS***450**, 1879–1899 (2015). DOI 10.1093/mnras/stv744
20. Espinoza, N., Jordán, A.: Limb darkening and exoplanets - II. Choosing the best law for optimal retrieval of transit parameters. *MNRAS***457**(4), 3573–3581 (2016). DOI 10.1093/mnras/stw224
21. Hestroffer, D.: Centre to limb darkening of stars. New model and application to stellar interferometry. *A&A***327**, 199–206 (1997)
22. Heyrovský, D.: Computing Limb-darkening Coefficients from Stellar Atmosphere Models. *ApJ***656**(1), 483–492 (2007). DOI 10.1086/509566
23. Howarth, I.D.: New limb-darkening coefficients and synthetic photometry for model-atmosphere grids at Galactic, LMC and SMC abundances. *MNRAS***413**(3), 1515–1523 (2011). DOI 10.1111/j.1365-2966.2011.18122.x
24. Howarth, I.D.: On stellar limb darkening and exoplanetary transits. *MNRAS***418**(2), 1165–1175 (2011). DOI 10.1111/j.1365-2966.2011.19568.x
25. Husser, T.O., Wende-von Berg, S., Dreizler, S., Homeier, D., Reiners, A., Barman, T., Hauschildt, P.H.: A new extensive library of PHOENIX stellar atmospheres and synthetic spectra. *A&A***553**, A6 (2013). DOI 10.1051/0004-6361/201219058
26. Kipping, D.M.: Efficient, uninformative sampling of limb darkening coefficients for two-parameter laws. *MNRAS***435**(3), 2152–2160 (2013). DOI 10.1093/mnras/stt1435

27. Knutson, H.A., Charbonneau, D., Noyes, R.W., Brown, T.M., Gilliland, R.L.: Using Stellar Limb-Darkening to Refine the Properties of HD 209458b. *ApJ***655**(1), 564–575 (2007). DOI 10.1086/510111
28. Kopal, Z.: Detailed effects of limb darkening upon light and velocity curves of close binary systems. *Harvard College Observatory Circular* **454**, 1–12 (1950)
29. Kurucz, R.: ATLAS9 Stellar Atmosphere Programs and 2 km/s grid. ATLAS9 Stellar Atmosphere Programs and 2 km/s grid. Kurucz CD-ROM No. 13. Cambridge **13** (1993)
30. Kurucz, R.L.: Model atmospheres for G, F, A, B, and O stars. *ApJS***40**, 1–340 (1979). DOI 10.1086/190589
31. Kurucz, R.L.: Model Stellar Atmospheres and Real Stellar Atmospheres. In: S.J. Adelman, F. Kupka, W.W. Weiss (eds.) M.A.S.S., Model Atmospheres and Spectrum Synthesis, *Astronomical Society of the Pacific Conference Series*, vol. 108, p. 2 (1996)
32. Magic, Z., Chiavassa, A., Collet, R., Asplund, M.: The Stagger-grid: A grid of 3D stellar atmosphere models. IV. Limb darkening coefficients. *A&A***573**, A90 (2015). DOI 10.1051/0004-6361/201423804
33. Mandel, K., Agol, E.: Analytic Light Curves for Planetary Transit Searches. *ApJ***580**(2), L171–L175 (2002). DOI 10.1086/345520
34. Maxted, P.F.L.: Comparison of the power-2 limb-darkening law from the STAGGER-grid to Kepler light curves of transiting exoplanets. *A&A***616**, A39 (2018). DOI 10.1051/0004-6361/201832944
35. Morello, G.: A SEA BASS on the Exoplanet HD 209458b. *AJ***156**(4), 175 (2018). DOI 10.3847/1538-3881/aadda4
36. Morello, G., Claret, A., Martin-Lagarde, M., Cossou, C., Tsiara, A., Lagage, P.O.: ExoTETHyS: Tools for Exoplanetary Transits around host stars. *The Journal of Open Source Software* **5**(46), 1834 (2020). DOI 10.21105/joss.01834
37. Morello, G., Claret, A., Martin-Lagarde, M., Cossou, C., Tsiaras, A., Lagage, P.O.: The ExoTETHyS Package: Tools for Exoplanetary Transits around Host Stars. *AJ***159**(2), 75 (2020). DOI 10.3847/1538-3881/ab63dc
38. Morello, G., Tsiaras, A., Howarth, I.D., Homeier, D.: High-precision Stellar Limb-darkening in Exoplanetary Transits. *AJ***154**, 111 (2017). DOI 10.3847/1538-3881/aa8405
39. Neilson, H.R., Lester, J.B.: Spherically-symmetric model stellar atmospheres and limb darkening. I. Limb-darkening laws, gravity-darkening coefficients and angular diameter corrections for red giant stars. *A&A***554**, A98 (2013). DOI 10.1051/0004-6361/201321502
40. Neilson, H.R., Lester, J.B.: Spherically symmetric model stellar atmospheres and limb darkening. II. Limb-darkening laws, gravity-darkening coefficients and angular diameter corrections for FGK dwarf stars. *A&A***556**, A86 (2013). DOI 10.1051/0004-6361/201321888
41. Parviainen, H., Aigrain, S.: LDTK: Limb Darkening Toolkit. *MNRAS***453**(4), 3821–3826 (2015). DOI 10.1093/mnras/stv1857
42. Reeve, D.C., Howarth, I.D.: Limb-darkening coefficients from line-blanketed non-LTE hot-star model atmospheres. *MNRAS***456**(2), 1294–1298 (2016). DOI 10.1093/mnras/stv2631
43. Sarkar, S., Pascale, E., Papageorgiou, A., Johnson, L.J., Waldmann, I.: ExoSim: the Exoplanet Observation Simulator. *arXiv e-prints arXiv:2002.03739* (2020)
44. Schwarzschild, K.: Nachrichten von der Gesellschaft der Wissenschaften zu Gottingen, Mathematisch-Physikalische Klasse p. 43 (1906)
45. Sing, D.K.: Stellar limb-darkening coefficients for CoRot and Kepler. *A&A***510**, A21 (2010). DOI 10.1051/0004-6361/200913675
46. Tinetti, G., Drossart, P., Eccleston, P., Hartogh, P., Heske, A., Leconte, J., Micela, G., Ollivier, M., Pilbratt, G., Puig, L., Turrini, D., Vandenbussche, B., Wolkenberg, P., Beaulieu, J.P., Buchave, L.A., Ferus, M., Griffin, M., Guedel, M., Justtanont, K., Lagage, P.O., Machado, P., Malaguti, G., Min, M., Nørgaard-Nielsen, H.U., Rataj, M., Ray, T., Ribas, I., Swain, M., Szabo, R., Werner, S., Barstow, J., Burleigh, M., Cho, J., du Foresto, V.C., Coustenis, A., Decin, L., Encrenaz, T., Galand, M., Gillon, M., Helled, R., Morales, J.C., Muñoz, A.G., Moneti, A., Pagano, I., Pascale, E., Piccioni, G., Pinfield, D., Sarkar, S., Selsis, F., Tennyson, J., Triaud, A., Venot, O., Waldmann, I., Waltham, D., Wright, G., Amiaux, J., Auguères, J.L., Berthé, M., Bezawada, N., Bishop, G., Bowles, N., Coffey, D., Colomé, J., Crook, M., Crouzet, P.E., Da Peppo, V., Sanz, I.E., Focardi, M., Frericks, M., Hunt, T., Kohley, R., Middleton, K., Morgante, G., Ottensamer, R., Pace, E., Pearson, C., Stamper, R., Symonds, K., Rengel, M., Renotte, E., Ade, P., Affer, L., Alard, C., Allard, N., Altieri, F., André, Y., Arena, C., Argyriou, I., Aylward, A., Baccani, C., Bakos, G., Banaszekiewicz, M., Barlow, M., Batista, V., Bellucci, G., Benatti, S., Bernardi, P., Bézard, B., Blecka, M., Bolmont, E., Bonfond, B., Bonito, R., Bonomo, A.S., Brucato, J.R., Brun, A.S., Bryson, I., Bujwan, W., Casewell, S., Charnay, B., Pestellini, C.C.,

- Chen, G., Ciaravella, A., Claudi, R., Clédassou, R., Damasso, M., Damiano, M., Danielski, C., Deroo, P., Di Giorgio, A.M., Dominik, C., Doublier, V., Doyle, S., Doyon, R., Drummond, B., Duong, B., Eales, S., Edwards, B., Farina, M., Flaccomio, E., Fletcher, L., Forget, F., Fossey, S., Fränz, M., Fujii, Y., García-Piquer, Á., Gear, W., Geoffroy, H., Gérard, J.C., Gesa, L., Gomez, H., Graczyk, R., Griffith, C., Grodent, D., Guarcello, M.G., Gustin, J., Hamano, K., Hargrave, P., Hello, Y., Heng, K., Herrero, E., Hornstrup, A., Hubert, B., Ida, S., Ikoma, M., Iro, N., Irwin, P., Jarchow, C., Jaubert, J., Jones, H., Julien, Q., Kameda, S., Kerschbaum, F., Kervella, P., Koskinen, T., Krijger, M., Krupp, N., Lafarga, M., Landini, F., Lellouch, E., Leto, G., Luntzer, A., Rank-Lüftinger, T., Maggio, A., Maldonado, J., Maillard, J.P., Mall, U., Marquette, J.B., Mathis, S., Maxted, P., Matsuo, T., Medvedev, A., Miguel, Y., Minier, V., Morello, G., Mura, A., Narita, N., Nascimbeni, V., Nguyen Tong, N., Noce, V., Oliva, F., Palle, E., Palmer, P., Pancrazzi, M., Papageorgiou, A., Parmentier, V., Perger, M., Petralia, A., Pezzuto, S., Pierrehumbert, R., Pillitteri, I., Piotto, G., Pisano, G., Prisinzano, L., Radioti, A., Réess, J.M., Rezac, L., Rocchetto, M., Rosich, A., Sanna, N., Santerne, A., Savini, G., Scandariato, G., Sicardy, B., Sierra, C., Sindoni, G., Skup, K., Snellen, I., Sobiecki, M., Soret, L., Sozzetti, A., Stiepen, A., Strugarek, A., Taylor, J., Taylor, W., Terenzi, L., Tessenyi, M., Tsiaras, A., Tucker, C., Valencia, D., Vasisht, G., Vazan, A., Vilardell, F., Vinatier, S., Viti, S., Waters, R., Wawer, P., Wawrzaszek, A., Whitworth, A., Yung, Y.L., Yurchenko, S.N., Osorio, M.R.Z., Zellem, R., Zingales, T., Zwart, F.: A chemical survey of exoplanets with ARIEL. *Experimental Astronomy* **46**(1), 135–209 (2018). DOI 10.1007/s10686-018-9598-x
47. Wade, R.A., Rucinski, S.M.: Linear and quadratic limb-darkening coefficients for a large grid of LTE model atmospheres. *A&AS* **60**, 471–484 (1985)
48. Witte, S., Helling, C., Hauschildt, P.H.: Dust in brown dwarfs and extra-solar planets. II. Cloud formation for cosmologically evolving abundances. *A&A* **506**(3), 1367–1380 (2009). DOI 10.1051/0004-6361/200811501
49. Wittkowski, M., Aufdenberg, J.P., Kervella, P.: Tests of stellar model atmospheres by optical interferometry. VLT/VINCI limb-darkening measurements of the M4 giant  $\psi$  Phe. *A&A* **413**, 711–723 (2004). DOI 10.1051/0004-6361:20034149