

Simulation of multiple-quantum NMR dynamics of spin dimer on quantum computer

S.I.Doronin, E.B.Fel'dman, E.I.Kuznetsova, and A.I. Zenchuk

Institute of Problems of Chemical Physics, RAS, Chernogolovka, Moscow reg., 142432, Russia.

Keywords: spin dimer, multiple quantum NMR, quantum computer, pure and mixed states, thermodynamic equilibrium

Abstract

Dynamics of spin dimers in multiple quantum NMR experiment is studied on the 5-qubit superconducting quantum processor of IBM Quantum Experience for the both pure ground and thermodynamic equilibrium (mixed) initial states. The work can be considered as a first step towards an application of quantum computers to solving problems of magnetic resonance. This article is dedicated to Prof. Klaus Möbius and Prof. Kev Salikhov on the occasion of their 85th birthdays.

PACS numbers:

I. INTRODUCTION

Quantum computers based on quantum phenomena such as superposition and entanglement [1] are expected to perform tasks which surpass the capabilities of modern classical digital computers [2]. First quantum computers arose quite recently and refer to noisy intermediate-scale quantum (NISQ) technology. Quantum calculations open new possibilities for solving problems of magnetic resonance including dynamics of many-body systems [3]. Although the accuracy of today's calculations on quantum computers is insufficient owing to errors of quantum gates it is still possible to perform quantum calculations for some relatively simple tasks [4–10]. Taking into account fantastic advantages of quantum computers over their classical counterparts which is expected to be released in future, development of quantum algorithms is a challenging and useful task.

In the present paper, we investigate the multiple-quantum (MQ) NMR dynamics of a spin dimer [11] on a quantum computer. The chosen initial state of a spin dimer can be either the pure ground state or the thermodynamic equilibrium (mixed) one.

The article is organized as follows. In Sec.II, the principles of quantum algorithms and the main quantum gates are presented. The introduction to the theory of spin-dimers dynamics in the MQ NMR experiment is given in Sec.III for different initial states of a dimer. In Sec.IV, quantum calculation of the MQ NMR dynamics of a spin dimer with the pure ground and thermodynamic equilibrium initial states is given. We briefly discuss our results in the concluding section V.

II. MAIN QUANTUM GATES AND QUANTUM ALGORITHMS

The states of a qubit can be written as $|0\rangle$ or $|1\rangle$ which correspond to spin ($s = 1/2$), respectively, up and down. Consequently, a two-qubit system considered below has four computational basis states denoted as $|00\rangle$, $|01\rangle$, $|10\rangle$ and $|11\rangle$. A pair of qubits can also exist in superposition of these four states such that the state vector describing the two qubits is

$$|\psi\rangle = \alpha_{00}|00\rangle + \alpha_{01}|01\rangle + \alpha_{10}|10\rangle + \alpha_{11}|11\rangle, \quad |\alpha_{00}|^2 + |\alpha_{01}|^2 + |\alpha_{10}|^2 + |\alpha_{11}|^2 = 1, \quad (1)$$

where the amplitudes α_{00} , α_{01} , α_{10} and α_{11} are the complex numbers.

Different single qubit gates are considered in [1]. We will use below one-qubit rotations and two-qubit controlled NOT (CNOT) operation [1]. For example, the matrix representation of the rotation operator $R_x(\theta)$ by an angle θ about the axis x can be written as

$$R_x(\theta) = \exp\left(-i\frac{\theta}{2}\sigma_x\right) = \begin{pmatrix} \cos\frac{\theta}{2} & -i\sin\frac{\theta}{2} \\ -i\sin\frac{\theta}{2} & \cos\frac{\theta}{2} \end{pmatrix}, \quad (2)$$

where σ_x is the Pauli operator [1]. The rotation operators R_y and R_z are defined analogously:

$$R_y(\theta) = \exp\left(-i\frac{\theta}{2}\sigma_y\right), \quad R_z(\theta) = \exp\left(-i\frac{\theta}{2}\sigma_z\right), \quad (3)$$

where σ_y, σ_z are the corresponding Pauli operators. The CNOT is very important in quantum computing. It can be used to entangle and disentangle different quantum states. Moreover, according to the Solovay - Kitaev theorem [1] any quantum circuit can be simulated to an arbitrary degree of accuracy using a combination of CNOT gates and one-qubit rotations. Thus, one-qubit rotations and CNOT form the basis of an arbitrary quantum algorithm.

The CNOT gate operates on a quantum register consisting of two qubits. It flips the second qubit (the target qubit) if and only if the state of the first qubit (the control qubit) is $|1\rangle$. The action of the CNOT gate can be represented in the computational basis by the matrix

$$CNOT = \begin{pmatrix} 1 & 0 & 0 & 0 \\ 0 & 1 & 0 & 0 \\ 0 & 0 & 0 & 1 \\ 0 & 0 & 1 & 0 \end{pmatrix}. \quad (4)$$

Below these gates are used for investigation of dynamics of spin dimer in the MQ NMR experiment.

III. MQ NMR DYNAMICS OF SPIN DIMERS [12] WITH A PURE AND THERMODYNAMIC EQUILIBRIUM INITIAL STATES

MQ NMR dynamics of spin dimers in solids is described by either the Shrodinger equation

$$i\frac{d|\psi(t)\rangle}{dt} = H_{12}|\psi(t)\rangle \quad (5)$$

in the case of a pure initial state, or the Liouville-von Neumann equation

$$i\frac{d\rho(t)}{dt} = [H_{12}, \rho(t)] \quad (6)$$

in the case of a mixed initial state. Here $\rho(t)$ is the density matrix and the two-spin/two-quantum nonsecular average dipolar Hamiltonian H_{12} is given by [11]

$$H_{12} = -\frac{1}{2}D(I_1^+ I_2^+ + I_1^- I_2^-), \quad (7)$$

where I_i^+ and I_i^- , $i = 1, 2$, are raising and lowering angular momentum operators of dimer's spins and D is the dipolar coupling constant.

A. Pure ground state

Let the spin system be in the pure ground state at $t = 0$,

$$|\psi(0)\rangle = |00\rangle. \quad (8)$$

Then the solution of Eq. (5) can be written as

$$|\psi(t)\rangle = e^{-iH_{12}t}|00\rangle. \quad (9)$$

Calculation with (7), (8), (9) leads to the simple result:

$$|\psi(\tau)\rangle = \cos\frac{\tau}{2}|00\rangle + i\sin\frac{\tau}{2}|11\rangle, \quad \tau = Dt. \quad (10)$$

Presentation (10) is very useful for performing quantum calculation.

Now we find the intensities of MQ NMR coherences associated with state (10). For this purpose we write the appropriate density matrix

$$\begin{aligned} \rho(\tau) &= |\psi(\tau)\rangle\langle\psi(\tau)| = \\ &\cos^2\frac{\tau}{2}|00\rangle\langle 00| + \sin^2\frac{\tau}{2}|11\rangle\langle 11| + \frac{i}{2}\sin\tau|11\rangle\langle 00| - \frac{i}{2}\sin\tau|00\rangle\langle 11|. \end{aligned} \quad (11)$$

By virtue of Eq. (11) and taking into account that the signal of the longitudinal magnetization is observed in the MQ NMR experiment [11], we find the intensity $J_0(\tau)$ of the 0-order MQ NMR coherence [12],

$$J_0 = \cos^2\frac{\tau}{2}\cos\tau - \sin^2\frac{\tau}{2}\cos\tau = \cos^2\tau, \quad (12)$$

and the intensities $J_{\pm 2}(\tau)$ of the ± 2 -order MQ NMR coherences,

$$J_{\pm 2} = \frac{\sin^2\tau}{2}. \quad (13)$$

B. Thermodynamic equilibrium initial state

We consider now a spin dimer in a strong external magnetic field [13]. The thermodynamic equilibrium density matrix $\rho(0)$ of the system is

$$\rho(0) = \frac{e^{\beta I_z}}{Z}, \quad Z = \text{Tre}^{\beta I_z}, \quad \beta = \frac{\hbar\omega_0}{kT}, \quad (14)$$

where ω_0 is the Larmor frequency, T is the temperature, \hbar and k are, respectively, the Plank and Boltzmann constants, $I_z = I_{1z} + I_{2z}$, I_{jz} ($j = 1, 2$) is the projection of the angular momentum operator of the spin j on the axis z , and Z is the partition function. The dimer density matrix $\rho(t)$ can be written in the computational basis as follows:

$$\rho(\tau) = e^{-\frac{iH_{12}}{D}\tau} \rho(0) e^{\frac{iH_{12}}{D}\tau} = \quad (15)$$

$$\frac{1}{2(1 + \cosh \beta)} \begin{pmatrix} \cosh \beta + \cos \tau \sinh \beta & 0 & 0 & -i \sin \tau \sinh \beta \\ 0 & 1 & 0 & 0 \\ 0 & 0 & 1 & 0 \\ i \sin \tau \sinh \beta & 0 & 0 & \cosh \beta - \cos \tau \sinh \beta \end{pmatrix}$$

The diagonal part of the density matrix (15) is responsible for the intensity $J_0(\tau)$ of the 0-order coherence matrix, and the off-diagonal parts, $\rho_{\pm 2} = \frac{\mp i \sin \tau \sinh \beta}{2(1 + \cosh \beta)}$, are responsible for the intensities $J_{\pm 2}(\tau)$ of the ± 2 -order coherence matrices. These intensities are following:

$$J_0 = \cos^2 \tau \tan \frac{\beta}{2}, \quad (16)$$

$$J_{\pm 2} = \frac{1}{2} \sin^2 \tau \tan \frac{\beta}{2}.$$

Notice that formulae (12) and (13) for the intensities J_0 and J_2 of the dimer with the pure ground initial state are the low-temperature limits $\beta \rightarrow \infty$ of formulae (16).

IV. SIMULATION OF SPIN-DIMER DYNAMICS ON QUANTUM COMPUTER

To simulate the evolution operators on a quantum processor, they must be represented in terms of one-qubit rotations and CNOTs. We perform this simulation for both initial states considered above. All calculations are performed on the 5-qubit quantum processor of IBM QE.

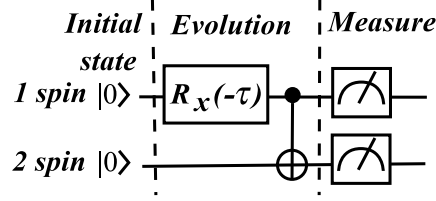


FIG. 1: The scheme for simulating the dynamics of the pure ground state of a spin-dimer on a quantum processor

A. Pure ground initial state

The evolution of a pure ground state (10) can be presented as follows:

$$|\psi(\tau)\rangle = C_{12}R_{x1}(-\tau)|00\rangle. \quad (17)$$

This evolution can be simulated on a quantum processor according to the scheme in Fig.1. After the rotation of the first qubit by the angle $\theta = -\tau$ about the axes x (see Eq.(2)) the initial state changes as follows:

$$|00\rangle \rightarrow \cos\frac{\tau}{2}|00\rangle + i\sin\frac{\tau}{2}|10\rangle. \quad (18)$$

After applying CNOT (4) to state (18) using the first spin as a control qubit, we obtain the following state of the system:

$$\cos\frac{\tau}{2}|00\rangle + i\sin\frac{\tau}{2}|10\rangle \rightarrow \cos\frac{\tau}{2}|00\rangle + i\sin\frac{\tau}{2}|11\rangle \equiv |\psi(\tau)\rangle. \quad (19)$$

We see from (19) that the probabilities of states $|00\rangle$ and $|11\rangle$ are

$$a_1(\tau) = \cos^2\frac{\tau}{2}, \quad a_2(\tau) = \sin^2\frac{\tau}{2}. \quad (20)$$

Using Eqs.(12), (13) and (20) we obtain the intensities of 0- and ± 2 -order coherences in terms of the measured probabilities a_i , $i = 1, 2$:

$$J_0(\tau) = (2a_1(\tau) - 1)^2, \quad J_{\pm 2}(\tau) = 2a_1(\tau)a_2(\tau). \quad (21)$$

In Fig.2, we compare the theoretical intensities of MQ NMR coherences of the 0- and 2-order (see Eqs.(12) and (13)) with the intensities (21) found using results of calculation on the quantum processor. One can see a good agreement between both results.

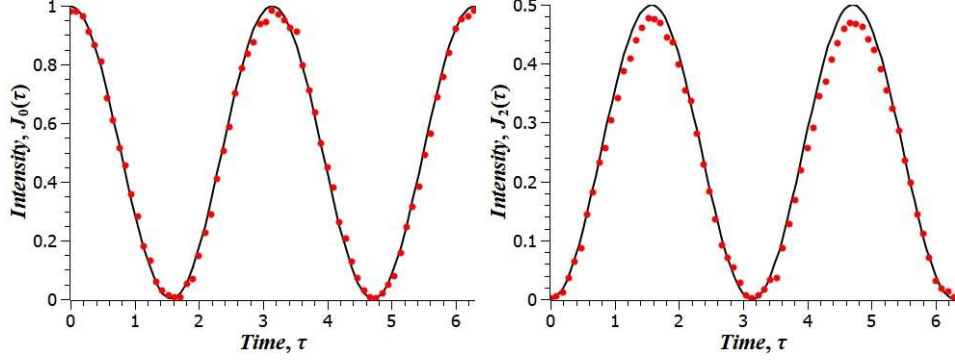


FIG. 2: Pure ground initial state. The evolution of the intensities of the MQ NMR coherences of the 0- and 2-order (J_0 and J_2). Intensities obtained theoretically using Eqs.(12) and (13) (solid line) slightly differ from the intensities found using results of calculation on the quantum processor (circles), see Eqs.(21).

B. Thermodynamic equilibrium initial state

The dimer's thermodynamic equilibrium initial state (14) can be considered as a tensor product of 1-qubit states:

$$\rho(0) = \rho_1(0) \otimes \rho_2(0), \quad (22)$$

$$\rho_k(0) = \frac{e^{\beta I_{kz}}}{Z_k}, \quad Z_k = \text{Tr} e^{\beta I_{kz}}, \quad k = 1, 2. \quad (23)$$

However, we can simulate the evolution only of a pure state on a quantum processor. Therefore, we have to purify the initial state (22) [1]. It is simple to show that one additional spin is enough to purify the thermodynamic equilibrium state of a single spin. In fact, let $|\psi_{12}\rangle$ be the 2-qubit state of the form

$$|\psi_{12}\rangle = \cos \frac{\theta}{2} |00\rangle + \sin \frac{\theta}{2} |11\rangle. \quad (24)$$

Tracing the density matrix $|\psi_{12}\rangle\langle\psi_{12}|$ over one of qubits yields the following 1-qubit state:

$$\text{diag}(\cos^2 \frac{\theta}{2}, \sin^2 \frac{\theta}{2}) \quad (25)$$

which coincides with $\rho_k(0)$ (23), $k = 1, 2$, if

$$\cos^2 \frac{\theta}{2} = \frac{e^{\beta/2}}{2 \cosh \beta/2} \Leftrightarrow \cos \theta = \tanh \frac{\beta}{2}. \quad (26)$$

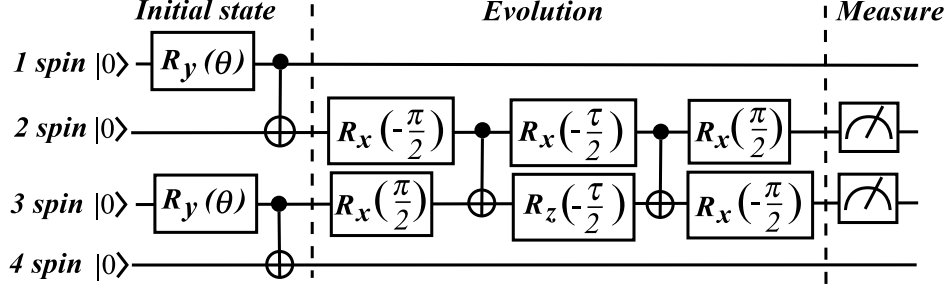


FIG. 3: The scheme for simulating the dynamics of the dimer's thermodynamic equilibrium initial state on a quantum processor

Therefore, the purification of 2-qubit state (22) yields the following pure state of the 4-qubit system:

$$|\psi(0)\rangle = (\cos \frac{\theta}{2}|00\rangle + \sin \frac{\theta}{2}|11\rangle) \otimes (\cos \frac{\theta}{2}|00\rangle + \sin \frac{\theta}{2}|11\rangle), \quad (27)$$

which can be prepared on a quantum processor as follows:

$$|\psi(0)\rangle = C_{12}R_{y1}(\theta)C_{34}R_{y3}(\theta)|0000\rangle, \quad (28)$$

where C_{ij} , $j > i$ is the CNOT (4) and $R_{ky}(\theta)$ ($k = 1, 3$) is the rotation operator by an angle θ about the axis y . We consider the thermodynamic equilibrium state of the dimer consisting of the 2nd and 3rd qubits of the 5-qubit register assuming tracing over the 1st and 4th spins (the 5th qubit is not included into the scheme). Therefore we apply the evolution operator to the 2nd and 3rd spins only:

$$|\psi(t)\rangle = e^{-iH_{23}t}|\psi(0)\rangle. \quad (29)$$

By virtue of the result of Ref.[14], we can write

$$e^{-iH_{23}t} = R_{x2}(\frac{\pi}{2})R_{x3}(-\frac{\pi}{2})C_{23}R_{x2}(-\tau/2)R_{z3}(-\tau/2)C_{23}R_{x2}(-\frac{\pi}{2})R_{x3}(\frac{\pi}{2}). \quad (30)$$

Using the scheme in Fig.3, we simulate the initial state (28) and evolution (30) on a quantum computer. As a result, we obtain the following pure state of four qubits

$$\begin{aligned} |\psi(t)\rangle = & \cos \frac{\tau}{2} \cos^2 \frac{\theta}{2} |0000\rangle + \frac{1}{2} \sin \theta |0011\rangle + i \sin \frac{\tau}{2} \cos^2 \frac{\theta}{2} |0110\rangle + \\ & i \sin \frac{\tau}{2} \sin^2 \frac{\theta}{2} |1001\rangle + \frac{1}{2} \sin \theta |1100\rangle + \cos \frac{\tau}{2} \sin^2 \frac{\theta}{2} |1111\rangle. \end{aligned} \quad (31)$$

Measurements over the 2nd and 3rd spins yield the probabilities p_{nm} of their states:

$$p_{nm} = \sum_{k,l=0,1} |\langle knml|\psi(\tau)\rangle|^2, \quad n, m = 0, 1, \quad (32)$$

where the sum is over the states of the first and fourth spins. By virtue of Eq.(31), Eq.(32) yields:

$$\begin{aligned} p_{00} &= \frac{1}{8}(3 + 4 \cos \tau \cos \theta + \cos(2\theta)), \\ p_{11} &= \frac{1}{8}(3 - 4 \cos \tau \cos \theta + \cos(2\theta)), \\ p_{01} &= p_{10} = \frac{\sin^2 \theta}{4}, \end{aligned} \quad (33)$$

which are the diagonal elements of the 2-qubit reduced density matrix of the 2nd and 3rd spins:

$$\begin{aligned} \rho_{23} &= Tr_{1,4}|\psi(\tau)\rangle\langle\psi(\tau)| = \\ &= \begin{pmatrix} p_{00} & 0 & 0 & \rho_{14} \\ 0 & p_{01} & 0 & 0 \\ 0 & 0 & p_{10} & 0 \\ \rho_{14}^* & 0 & 0 & p_{11} \end{pmatrix}, \quad \rho_{14} = -\frac{i}{2} \sin \tau \cos \theta. \end{aligned} \quad (34)$$

For the intensity J_0 of the 0-order MQ NMR coherence, according to the standard rules [13] and taking into account (26), we obtain

$$J_0(\tau) = \cos \tau (p_{00} - p_{11}). \quad (35)$$

The conservation law of the sum of MQ NMR coherences [13] allows to calculate the intensities of the ± 2 -order MQ NMR coherence:

$$J_{\pm 2}(\tau) = \frac{1}{2} \left(\tan \frac{\beta}{2} - J_0(\tau) \right). \quad (36)$$

We compare the intensities (35) and (36) found using the results of calculation on the quantum computer with the theoretical results (16). One can see a good agreement between them in Fig.4.

V. CONCLUSION

We investigate the spin-dimer dynamics on a 5-qubit platform of IBM superconducting quantum computer. Two initial states are considered: the pure ground state and the thermodynamic equilibrium one. Intensities of the 0- and 2-order MQ NMR coherences found on

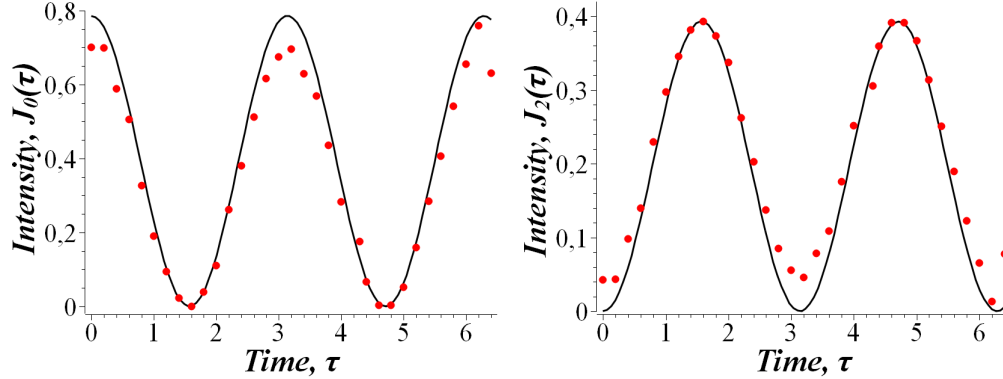


FIG. 4: Thermodynamic equilibrium initial state with $\beta = 2.12$. The evolution of the intensities of the MQ NMR coherences of the 0- and 2-order (J_0 and J_2). Intensities obtained theoretically using Eqs.(16) (solid line) slightly differ from the intensities found using results of calculation on the quantum processor (circles), see Eqs.(35) and (36).

the basis of calculation on the quantum computer are compared with theoretically obtained intensities and a good agreement between them is demonstrated.

We believe that quantum computer calculations open large perspectives in solving problems of spin dynamics and magnetic resonance.

Acknowledgments Authors acknowledge the use of the IBM Quantum Experience for this work. The viewpoints expressed are those of the authors and do not reflect the official policy or position of IBM. We acknowledge funding from the Ministry of Science and Higher Education of the Russian Federation (Grant No. 075-15-2020-779).

-
- [1] Nielsen M.A., and Chuang I.L. Quantum Computation and Quantum Information. Cambridge:Cambridge Univ.Press. (2010)
 - [2] Preskill J., Quantum 2, **79** (2018)
 - [3] Bochkin G.A., Vasil'ev S.G., Fedorova A.V., and Fel'dman E.B., JETP Letters, **112**, 715 (2020)
 - [4] X.-D. Cai, C. Weedbrook, Z.-E. Su, M.-C. Chen, M. Gu, M.-J. Zhu, L. Li, N.-L. Liu, Ch.-Ya. Lu, and J.-W. Pan, Phys.Rev.Lett. **110**, 230501 (2013)
 - [5] S.Barz, I. Kassal, M. Ringbauer, Ya. O. Lipp, B. Dakić, A. Aspuru-Guzik, and Ph. Walther, Scientific Reports, **4**, 6115 (2014)

- [6] Y.Zheng, C.Song, M.-Ch.Chen, B.Xia, W.Liu, Q.Guo, L.Zhang, D. Xu, H.Deng, K.Huang, Yu.Wu, Zh.Yan, D.Zheng, L.Lu, J.-W.Pan, H.Wang, Ch.-Ya.Lu, and X.Zhu, *Phys.Rev.Lett.* **118**, 210504 (2017)
- [7] Zhukov A. A., Remizov S. V., Pogosov W. V., Lozovik Y. E. *Quant.Inf.Proc.* **17**, 223 (2018)
- [8] Zhukov A. A., Kiktenko E. O., Elistratov A. A., W. V. Pogosov and Yu. E. Lozovik, *Quant.Inf.Proc.* **18**, 31 (2019)
- [9] S.I. Doronin, E.B. Fel'dman, and A.I. Zenchuk, *Quant.Inf.Proc.* **19**, 68 (2020)
- [10] G.A.Bochkin, S.I. Doronin, E.B. Fel'dman, and A.I. Zenchuk, *Quant.Inf.Proc.***19**, 257 (2020)
- [11] J.Baum, M.Munowitz, A.N.Garroway, A.Pines, *J.Chem.Phys* **83**, 2015 (1985)
- [12] S.I.Doronin, *Phys.Rev.A* **68**, 052306 (2003)
- [13] E.B.Fel'dman, A.N.Pyrkov, *JETP Letters* **88**, 398 (2008)
- [14] G.Vidal, C.M.Dawson, *Phys.Rev.A* **69**, 010301(R) (2004)