

# Enhanced anomalous Nernst effects in ferromagnetic materials driven by Weyl nodes

Ilias Samathrakakis,<sup>\*</sup> Teng Long, Zeying Zhang, Harish K. Singh, and Hongbin Zhang  
*Institute of Materials Science, TU Darmstadt, 64287 Darmstadt, Germany*

Based on high-throughput first-principles calculations, we evaluated the anomalous Hall and anomalous Nernst conductivities of 266 transition-metal-based ferromagnetic compounds. Detailed analysis based on the symmetries and Berry curvatures reveals that the origin of singular-like behaviour of anomalous Hall/Nernst conductivities can be mostly attributed to the appearance of Weyl nodes or nodal lines located in the proximity of the Fermi energy, which can be further tailored by external stimuli such as biaxial strains and magnetic fields. Moreover, such calculations are enabled by the automated construction of Wannier functions with a success rate of 92%, which paves the way to perform accurate high-throughput evaluation of the physical properties such as the transport properties using the Wannier interpolation.

## I. INTRODUCTION

In the last decades, materials of the nontrivial topological nature have attracted quite intensive attention of the community, leading to many interesting physical properties such as ultra high mobility [1], protected surface states [2], anomalous magnetoresistance [1, 3] and exotic optical properties [4], promising for future applications. One particularly interesting class of materials are those with long range magnetic orderings at finite temperatures, including topological insulators, Dirac (Weyl) semimetals (DSM, WSM) and nodal line semimetals. These materials are characterized by gapless surface Dirac fermions with a spin-momentum-locked energy dispersion, a spin-(non-)degenerate band touching point and lines respectively. [5, 6] These special energy dispersions are responsible for the generation of interesting physical phenomena. For instance, for ferromagnetic materials, the anomalous Hall effect (AHE), which describes the generation of a transversal current perpendicular to the electric current in the absence of an external magnetic field [7, 8], can be induced. The same can be achieved using the thermal gradient as the external stimulus, resulting in the anomalous Nernst effect (ANE) [9, 10]. Both AHE and ANE are caused by the nonzero Berry curvature of the Fermi sea states, [8] which acts as a fictitious magnetic field [11] giving rise to these effects that lead to promising applications such as data storage and data transfer. [12, 13] Note that like the other linear response properties, the anomalous Hall conductivities (AHC) can also be equally evaluated by integrating the Fermi surfaces [14], arising one interesting aspect whether AHC can be tuned by external stimuli.

Recently, motivated by the emergent antiferromagnetic spintronics [15], it is demonstrated that significant AHCs and ANC can be obtained in magnetic materials with noncollinear antiferromagnetic ordering [16, 17]. The most representative materials include the  $Mn_3X$  with  $X=Ge, Ga, Sn, Rh, In, Pt$  family [18–28], the  $Mn_3XN$  with  $X=Ga, Zn, Ag, Ni$  family [29–31],  $Mn_5Sn_3$  [32, 33] and

$Pr_2Ir_2O_7$  [34]. Besides AHC, the triangular noncollinear antiferromagnetic structure of the  $Mn_3X$  family is responsible for the generation of a spin current in the absence of external field, dubbed Spin Hall effect (SHE) [35] and the Magneto-optical Kerr effect (MOKE) [36] which is the rotation of the plane of polarization of a light beam reflected from the surface in the presence of a magnetic field. Such peculiar properties can be traced back to the existence of Weyl nodes in the electronic structure. [22, 37] WSM are topological materials where the electronic structure is dominated by non-accidental linear touching and historically  $Y_2Ir_2O_7$  was the first material to be realized as a WSM [38]. Recently,  $Co_3Sn_2S_2$  and several magnetic Weyl Heusler compounds were classified as WSM which also exhibit touching points with linear dispersion close to the Fermi level [39, 40], giving rise to large AHC. Therefore, there is a strong impetus to search for more magnetic WSM and to investigate the resulting physical properties.

In this work, after collecting the known ferromagnetic materials, we performed high-throughput (HTP) calculations on AHC and ANC of 266 existing transition-metal-based ferromagnetic compounds, where the magnetization directions and biaxial strains are considered as perturbations to tune such effects. It is observed that the appearance of linearly degenerate states such as Weyl nodes and nodal lines will lead to singular-like behavior of AHC and hence enhanced ANC. Nevertheless, there exist also materials with significant ANC but without hot-spot contributions to AHC. Therefore, it is suspected that further HTP calculations are required in order to identify promising candidates with enhanced ANC for transversal thermoelectric applications, where automated construction of Wannier functions can be valuable.

## II. NUMERICAL DETAILS

Out of 5487 experimentally known ferromagnets, reported in AtomWork Adv database [41], the crystal structure of 3956 was found and collected using ICSD, [42] Materials Project, [43] and AtomWork databases. Compounds being either non-stoichiometric

<sup>\*</sup> corresp. author: [iliassam@tmm.tu-darmstadt.de](mailto:iliassam@tmm.tu-darmstadt.de)

or containing elements with partial occupation were excluded, leading to 1827 compounds. Additionally, rare earths, oxides and compounds including more than 30 atoms in their unit cell were screened out as well since they increase the complexity and the time needed for the calculation. These constraints further reduced the number of available ferromagnetic compounds for calculations to 335.

The transport properties of the ferromagnetic compounds are computed automatically using an in-house-developed scheme, written in Python, linking VASP, Wannier90 and Wanniertools software. The first step involves the self consistent first-principles calculation of each compound using the projected augmented wave method (PAW), implemented in VASP. [44] The exchange correlation functional is approximated in the general gradient approximation (GGA), as parameterized by Perdew-Burke-Ernzerhof [45] and the spin orbit coupling is included in all calculations. A  $\Gamma$ -centered kmesh of density 50, in respect to the lattice parameters, as well as an energy cutoff of 500eV are selected. Subsequently, the Bloch wave functions are projected onto maximally localised wannier functions (MLWF), using Wannier90, following Ref. 46. The number of MLWF as well as the disentanglement and frozen windows of each compound are automatically computed following Ref. 47. The AHC is then evaluated by integrating the Berry curvature, according to the formula:

$$\sigma_{\alpha\beta} = -\frac{e^2}{\hbar} \int \frac{d\mathbf{k}}{(2\pi)^3} \sum_n f[\epsilon(\mathbf{k}) - \mu] \Omega_{n,\alpha\beta}(\mathbf{k}) \quad (1)$$

$$\Omega_{n,\alpha\beta}(\mathbf{k}) = -2Im \sum_{m \neq n} \frac{\langle \mathbf{k}n | v_\alpha | \mathbf{k}m \rangle \langle \mathbf{k}m | v_\beta | \mathbf{k}n \rangle}{[\epsilon_m(\mathbf{k}) - \epsilon_n(\mathbf{k})]^2}, \quad (2)$$

where  $f[\epsilon(\mathbf{k}) - \mu]$  denotes the Fermi distribution function,  $\mu$  the Fermi energy,  $n$  ( $m$ ) the occupied (empty) Bloch band,  $\epsilon_n(\mathbf{k})$  ( $\epsilon_m(\mathbf{k})$ ) their energy eigenvalues and  $v_\alpha$  ( $v_\beta$ ) the velocity operator. The integration is performed on 400 dense kmesh in respect to the lattice parameters, using Wanniertools. [48] The ANC is defined according to the formula:

$$a_{\alpha\beta} = -\frac{1}{e} \int d\epsilon \frac{\partial f}{\partial \mu} \sigma_{\alpha\beta}(\epsilon) \frac{\epsilon - \mu}{T}, \quad (3)$$

where  $\epsilon$  is the energy point of the energy grid,  $e$  the electron's charge,  $T$  the temperature and  $\mu$  the Fermi level. Regarding the ANC, an in house developed Python script in an energy grid of 1000 points at a range  $[-0.5, 0.5]$  eV in respect to the Fermi level is used.

### III. RESULTS AND DISCUSSION

As stated above, starting from 335 transition-metal-based ferromagnetic materials, we managed to converge the DFT calculations for 289 compounds for both magnetization directions, *i.e.*, the [001] and [100]. MLWFs

can be successfully constructed for 266 of them, giving rise to a success rate of 92%. In comparison, a success rate of 93% and 97% is achieved in Ref. 49 and Ref. 50 respectively. Our results provide an alternative to the automatic construction of Wannier functions and enable us to perform further HTP calculations to evaluate the desired physical properties, in particular making use of the Wannier interpolation technique [51].

Figure. 1 shows the z-component ( $\sigma_z = \sigma_{xy}$ ) of AHC and ANC for 266 FM intermetallic compounds with the magnetization aligned along the [001] direction. Obviously, the magnitude of AHC ranges between -2051S/cm for Ni<sub>3</sub>Pt and 2040S/cm for CrPt<sub>3</sub>, where there are 11 compounds with the absolute value of AHC exceeding 1000S/cm. The largest magnitude of AHC is larger than the already reported -1862S/cm for Rh<sub>2</sub>MnGa and -1723S/cm for Rh<sub>2</sub>MnAl, [52] arising the question whether there is an upper limit and opens up the possibility to engineer materials with more significant magnitudes. Concomitant with AHC, the z-component ( $\alpha_z = \alpha_{xy}$ ) of ANC varies between -7.29A/(m · K) for Ni<sub>3</sub>Pt and 5.83A/(m · K) for BCo<sub>4</sub>Y, and exceeds 3A/(m · K) in 16 compounds.

In general, our results match reasonably well with the existing literature for the magnetization direction being parallel to z-axis. More specifically the reported value of 1130S/cm for Co<sub>3</sub>Sn<sub>2</sub>S<sub>2</sub> [53] is comparable with the 988S/cm obtained from our calculations. Moreover, good agreement is achieved in Heusler compounds where our values of 140S/cm and 200S/cm for Co<sub>2</sub>VGa and Co<sub>2</sub>MnSn agree with the reported cases of 137S/cm in Ref. 54 and 118S/cm in Ref. 55 respectively. Comparable results are also observed in the XPt<sub>3</sub> family with  $X = (Cr, Mn)$  where the reported cases of 2040S/cm and 1400S/cm [56] are reproduced by our values of 2000S/cm and 1471S/cm respectively. Regarding ANC, the calculated value of 4.58A/(m · K) for MnPt<sub>3</sub> is consistent with the reported value of 4A/(m · K) in Ref. [56]. It is important to mention that the ANC is extremely sensitive to the density of points used for the calculation as well as the temperature that might explain several differences between the reported and the calculated values.

The shape of the AHC and ANC tensors is the same and can be determined by the magnetic space group of the compound. For the AHC tensor given by Eq. 1, it primarily depends on the Berry curvature which behaves as a pseudovector under symmetry operations, yielding:

$$s\mathbf{v}(\mathbf{r}) = \pm \det(\mathbf{D}(R)) \mathbf{D}(R) \mathbf{v}(s^{-1}\mathbf{r}) \quad (4)$$

where  $\mathbf{v}(r)$  denotes the pseudovector Berry curvature,  $\mathbf{D}(R)$  the three-dimensional representation of a symmetry operation without the translation part and  $s$  an arbitrary symmetry operation. Taking SiMnY as an example, we observe that its crystal structure belongs to the space group  $P4/nmm$  (129) and the magnetization direction along the [100]-direction renders it to the magnetic space group is  $Pmm'n'$  (BNS: 59.410). Correspondingly, the Berry curvature (in the Cartesian basis) behaves as

an odd pseudovector under the application of  $m_{100}$  and obeys:

$$\begin{aligned}\Omega_x(-k_x, k_y, k_z) &= \Omega_x(k_x, k_y, k_z) \\ \Omega_y(-k_x, k_y, k_z) &= -\Omega_y(k_x, k_y, k_z) \\ \Omega_z(-k_x, k_y, k_z) &= -\Omega_z(k_x, k_y, k_z).\end{aligned}$$

Thus, the summation over the whole Brillouin zone forces  $\sigma_y = \sigma_{xz}$  and  $\sigma_z = \sigma_{xy}$  to vanish. On the other hand, the magnetic space group of SiMnY changes to  $P4/nm'm'$  (BNS: 129.417) for the magnetization direction parallel to [001] axis. In this case, the Berry curvature behaves as an odd pseudovector under the application of  $2_{100}$  and obeys

$$\begin{aligned}\Omega_x(-k_x, -k_y, k_z) &= -\Omega_x(k_x, k_y, k_z) \\ \Omega_y(-k_x, -k_y, k_z) &= -\Omega_y(k_x, k_y, k_z) \\ \Omega_z(-k_x, -k_y, k_z) &= \Omega_z(k_x, k_y, k_z).\end{aligned}$$

It is obvious that the summation over the whole Brillouin zone forces  $\sigma_x = \sigma_{yz}$  and  $\sigma_y = \sigma_{xz}$  to vanish, leading

to the conclusion that for the high-symmetric magnetization directions, the direction of the AHC tensor is always aligned with the magnetization direction. It is further noted that the absence of symmetries dictating specific components of the Berry curvature to be zero does not necessarily guarantee finite AHC of the respective component, since AHC depends on the distribution of the Berry curvature in the whole BZ. For instance, it is calculated negligible AHC value for all components in  $\text{Co}_2\text{NbAl}$  ( $Im'm'm$ , BNS:71.536) despite the absence of symmetry forcing  $\sigma_x = 0$ .

For magnetic materials without time-reversal symmetry, the actual symmetry and the actual electronic structure depend on the magnetization directions after considering SOC, leading to in general anisotropic responses. In order to quantify the changes in AHC and ANC, we performed calculations on two different magnetization directions, *i.e.*, [100] and [001]. The resulting anisotropy can be expressed as the ratio of the so obtained values for the two magnetization directions, *i.e.*,  $\sigma_{x.M||[100]}/\sigma_{z.M||[001]}$

or  $\alpha_{x,M||[100]}/\alpha_{z,M||[001]}$ . It is clear that “large” values signify large changes in favor of the [100] direction, as it happens for AHC and ANC in  $\text{Rh}_2\text{MnSb}$  and  $\text{Fe}_3\text{Se}_4$ , where anisotropy of 53.32 and -33.39 is calculated respectively. On the other hand, small values (excluding the cases where both AHC values are lower than  $10S/cm$  and both ANC values lower than  $0.05A/(m \cdot K)$  and therefore considered negligible) are in favor of the [001] magnetization direction, such as -0.01 and 0.004, that are present in  $\text{PF}_e$  and  $\text{Fe}_2\text{Ge}$  for AHC and ANC respectively. The full list of the values obtained for AHC, ANC and anisotropy for all ferromagnetic compounds are available in Table S1 of the supplementary[59]. Compounds with AHC larger than or equal to  $1000S/cm$  (irrespective of the direction), ANC larger than or equal to  $3A/(m \cdot K)$  and anisotropy larger than 4 or smaller than 0.25 are classified as extreme cases and they are highlighted.

Recent works have shown that Weyl nodes and nodal lines, being bands touching points, behave either as sinks or as sources of the Berry curvature [8, 57, 58] and hence they are expected to contribute to the total AHC, the origin of which demonstrates the validity of the Mott relation. To further elucidate the origin of singular-like AHC with resulting magnificent ANC, detailed analysis is done on the energy-dependent AHC for  $\text{MnZn}$  (BNS: 123.345) (for crystal structure see Fig. 2(a)), as shown in Fig. 2(b) with the magnetization direction along the [001] axis. There exists a sharp peak of AHC about  $1082S/cm$  located about  $4meV$  below the Fermi energy. Explicit band structure analysis reveals the presence of a circularly shaped nodal line at  $k_y = 0.5$  plane (red part in Fig. 2(d)), which further appears at the planes  $k_x = \pm 0.5$ ,  $k_z = \pm 0.5$  and  $k_y = -0.5$  due to the presence of the symmetries of the compound (black and blue parts). Importantly, we found that about 73% of the total AHC ( $782S/cm$  out of  $1082S/cm$ ) can be attributed to the contribution of the nodal lines (Fig. 2(b)), similarly to the role of Weyl nodes in  $\text{Mn}_3\text{PdN}$  [57]. Exactly due to the presence of such nodal lines and their contribution to the singular-like AHC, the behaviour of ANC around  $E_F$  is dominated by the contributions from the nodal lines (Fig. 2(c)). Therefore, the presence of Weyl nodes and nodal lines close to the Fermi energy can lead to an anomalous energy dependence of AHC and hence enhanced ANC.

A note about the role of symmetry of the nodal lines and their contributions to AHC is in order. As discussed above, the symmetry of the Berry Curvature in the Brillouin zone is essential to understand the origin of AHC. For  $\text{MnZn}$  with the magnetization direction along the  $z$ -axis, the corresponding Magnetic Laue group  $4/mmm'$  indicates the presence of the six closed-loop-nodal lines of Fig. 2(d). However, not all of these symmetry equivalent nodal lines contribute equally to the same component of AHC, though their geometry are dictated by the energy eigenvalues and thus the symmetry. The underlined Laue group for the compound includes the  $m_z$  mirror plane symmetry that flips the sign of  $x$  and  $y$  components of

Berry curvature while it leaves  $z$  component unchanged, according to:

$$\begin{aligned}\Omega_x(k_x, k_y, -k_z) &= -\Omega_x(k_x, k_y, k_z) \\ \Omega_y(k_x, k_y, -k_z) &= -\Omega_y(k_x, k_y, k_z) \\ \Omega_z(k_x, k_y, -k_z) &= \Omega_z(k_x, k_y, k_z).\end{aligned}$$

Hence, the contribution from the top black nodal ring as well as from the upper half of the red and the blue will exactly cancel out the one from the bottom black and the lower half of the red and the blue respectively for  $x$  and  $y$  components. A complete list of Berry curvature transformations with respect to each symmetry operation of the magnetic Laue group  $4/mmm'$  is found in Table S2 of the supplementary [59].

Enhanced ANC values may originate from AHC contributions other than isolated Weyl nodes and nodal lines. The presence of nodal rings are responsible for almost 3/4 of the total AHC of  $\text{MnZn}$ , as discussed above. However, there are cases with more complicated behaviour, such as  $\text{Ni}_3\text{Pt}$  that hosts a surprisingly large AHC of  $-2051S/cm$  that renders it as the largest calculated AHC. In order to investigate its origin, we split the BZ ( $k_i \in [-0.500, 0.500]$ ) in  $6 \times 6 \times 6 = 216$  cubes and calculate the AHC within each of these, as illustrated in Fig. 3(b)). Our results show that each part of the BZ contributes to the total AHC, demonstrating the presence of numerous Weyl nodes, nodal lines as well as extended small band gap areas. Such areas are illustrated in the region  $(k_x, k_y) \in [0.33, 0.50]$  of the band gap plot of Fig. 3(a). Despite the absence of isolated Weyl nodes, there is a giant ANC of  $-7.29A/(m \cdot K)$  (at the Fermi energy) calculated, originating from the whole BZ, showing at the same time that large ANC values are possible even in the absence of isolated hot-spot contributions to the Berry curvature.

As the Fermi level can be tuned by several mechanisms including doping and mechanical strain, it is fruitful to discuss the possibility of inducing larger AHC and ANC values away from the charge neutral point. In order to investigate the impact of such modifications to the transport properties, we consider the hexagonal compound  $\text{CoSe}_4$  (BNS: 61.436) (for crystal structure see Fig. 4(a)). Interestingly, the compound exhibits an AHC of  $202S/cm$  at the Fermi energy and moreover a sharp peak at almost  $500S/cm$ , 5 meV above (see Fig. 4(b)) that can be tuned by doping. Since, in general, compounds that exhibit single-valued AHC peaks close to the Fermi energy offer great opportunities for modifying AHC and hence ANC values by means of doping, some promising candidates include  $\text{VAu}_4$ ,  $\text{CoS}_2$  and  $\text{Co}_2\text{CrAl}$  that exhibit AHC peaks of  $1955S/cm$ ,  $-1048S/cm$  and  $1140S/cm$  at  $0.051eV$ ,  $-0.024eV$  and  $0.027eV$  respectively. AHC and ANC can also be modified by applying biaxial strain. That is, the tensile strain of 0.5% reduces the size of the peak to  $306S/cm$  and moves it at  $0.01eV$  in respect to the Fermi energy. On the other hand, the applied compressive strain of 1.0%



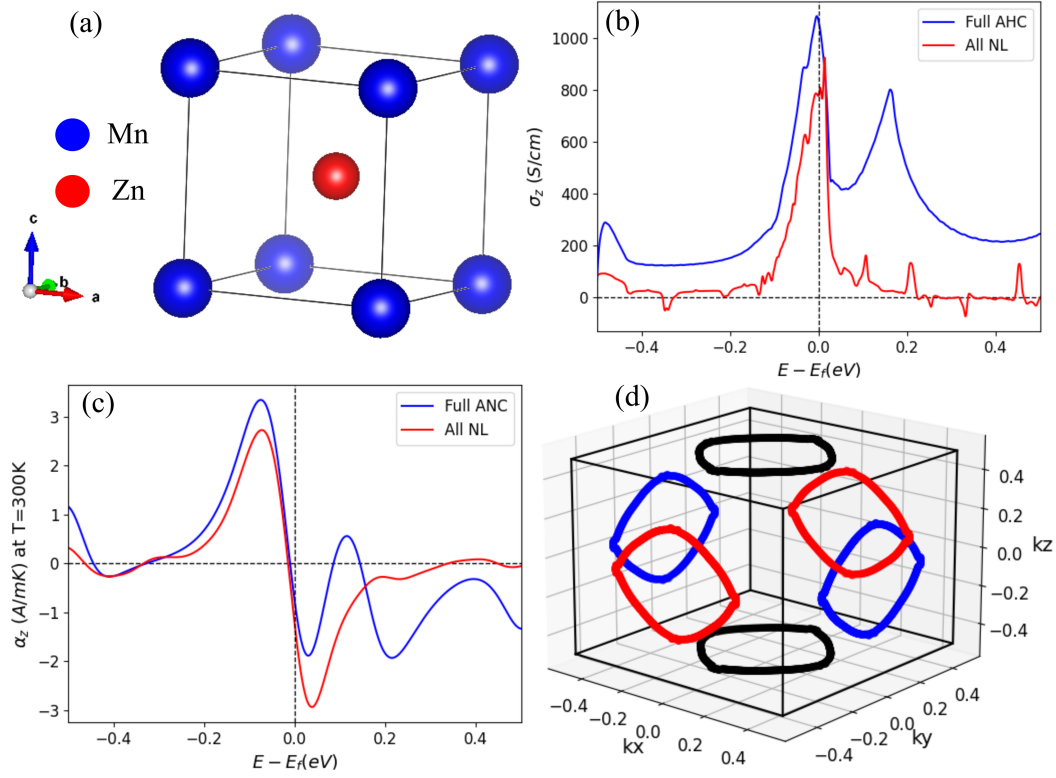


FIG. 2. (a) Crystal structure of MnZn. (b) The z-component of the AHC ( $\sigma_z$ ) (blue) and the AHC contribution originating from the nodal lines (red) as a function of energy for MnZn with magnetization direction parallel to [001] axis. (c) The z-component of the ANC ( $\alpha_z$ ) evaluated at  $T=300\text{K}$  (blue) and the ANC contribution originating from the nodal lines (red) as a function of energy for MnZn with magnetization direction parallel to [001] axis. (d) Symmetry related nodal lines of MnZn, with magnetization direction parallel to [001] axis, contributing to the total AHC value.

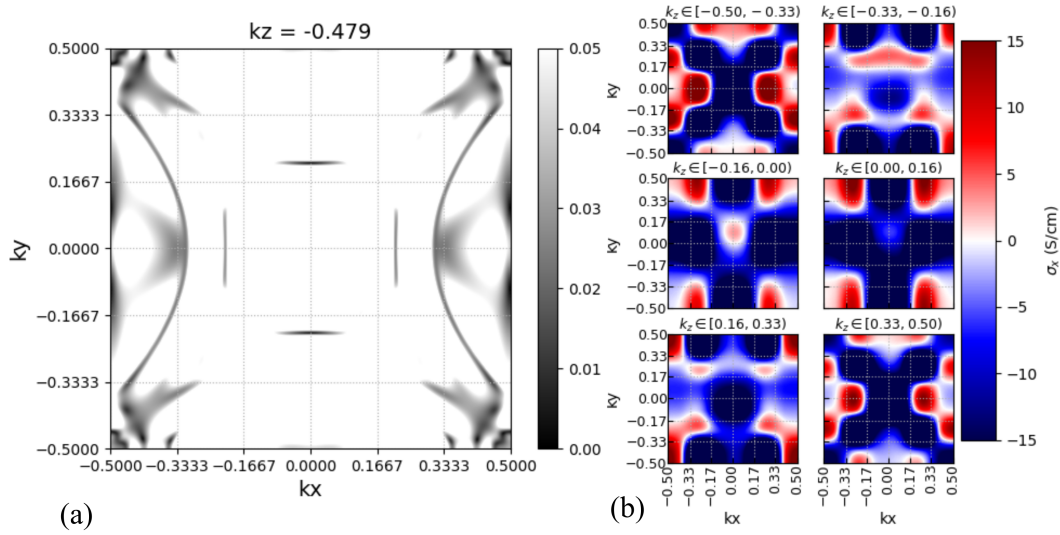


FIG. 3. (a) Band gap (in eV) at a slice of Brillouin Zone ( $k_z = -0.479$ ) for  $\text{Ni}_3\text{Pt}$ . (b) The x-component of the AHC evaluated in 216 Brillouin Zone cubes for  $\text{Ni}_3\text{Pt}$  with magnetization direction parallel to [100] axis.

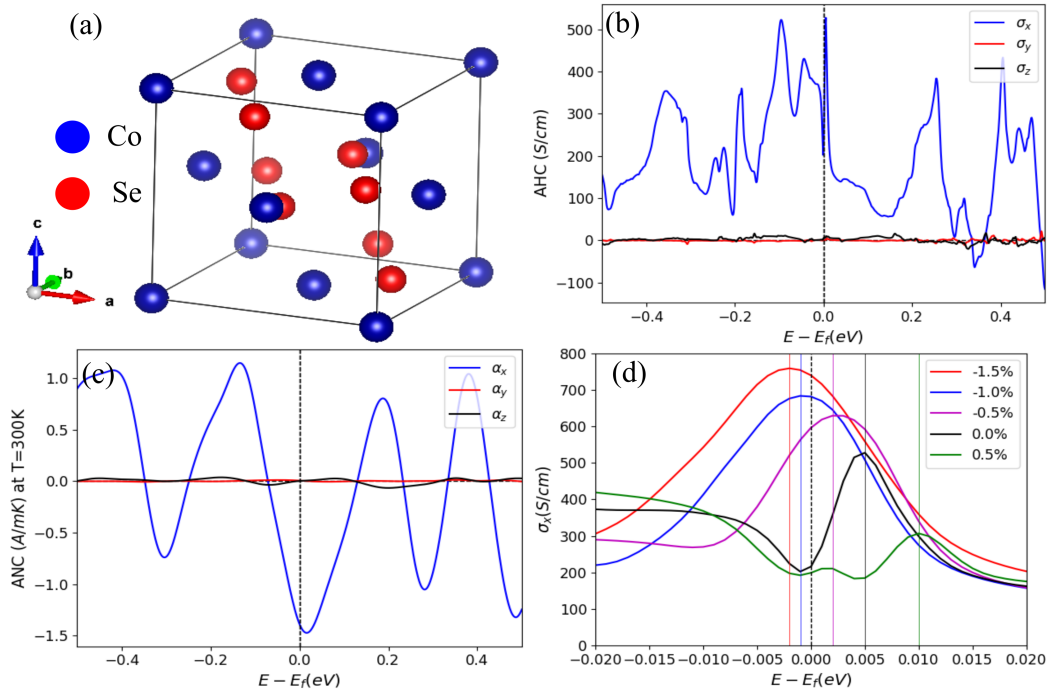


FIG. 4. (a) Crystal structure of CoSe<sub>4</sub>. (b) The AHC components as a function of energy for CoSe<sub>4</sub> with magnetization direction parallel to [100] axis. (c) The ANC components evaluated at T=300K as a function of energy for CoSe<sub>4</sub> with magnetization direction parallel to [100] axis. (d) The x-component of the AHC of CoSe<sub>4</sub> with magnetization direction parallel to [100] axis for different values of applied strain

has the opposite effect and hence the size of the peak is increased to  $683 S/cm$  and its position lies at  $-0.001 eV$  (see Fig. 4(d)).

#### IV. CONCLUSION

Based on high throughput first-principles calculations, we evaluated the anomalous Hall conductivity as well as the anomalous Nernst conductivity of 266 transition-metal based ferromagnets. We report that the absolute value of AHC (ANC) of 11 (16) compounds is larger than  $1000 S/cm$  ( $3 A/(m \cdot K)$ ) with the largest being equal to  $2060 S/cm$  for  $CrPt_3$  ( $-7.24 A/(m \cdot K)$  for  $Ni_3Pt$ ). Moreover, we find that the AHC and ANC values are by  $3/4$

originating from linear degenerate states such as Weyl nodes and nodal lines in  $MnZn$  and they can further be enhanced by a factor of 43% by applying external stimuli, such as 1.5% compressive strain in  $CoSe_4$ . However, large AHC and ANC values can arise even without the presence of isolated singular hot spots in the Berry curvature but instead from uniform extended small band gap areas from the whole BZ in  $Ni_3Pt$ .

#### ACKNOWLEDGMENTS

This work was financially supported by the Deutsche Forschungsgemeinschaft (DFG) via the priority programme SPP 1666 and the calculations were conducted on the Lichtenberg high performance computer of the TU Darmstadt.

- 
- [1] T. Liang, Q. Gibson, M. N. Ali, M. Liu, R. Cava, and N. Ong, Ultrahigh mobility and giant magnetoresistance in the dirac semimetal  $Cd_3As_2$ , *Nature materials* **14**, 280 (2015).
  - [2] S.-Y. Xu, I. Belopolski, N. Alidoust, M. Neupane, G. Bian, C. Zhang, R. Sankar, G. Chang, Z. Yuan, C.-C. Lee, et al., Discovery of a weyl fermion semimetal and topological fermi arcs, *Science* **349**, 613 (2015).
  - [3] X. Huang, L. Zhao, Y. Long, P. Wang, D. Chen, Z. Yang, H. Liang, M. Xue, H. Weng, Z. Fang, et al., Observation of the chiral-anomaly-induced negative magnetoresistance in 3d weyl semimetal  $TaAs$ , *Physical Review X* **5**, 031023 (2015).
  - [4] L. Wu, S. Patankar, T. Morimoto, N. L. Nair, E. Thewalt, A. Little, J. G. Analytis, J. E. Moore, and J. Orenstein, Giant anisotropic nonlinear optical response in transition metal mononpnictide weyl semimetals, *Nature Physics* **13**, 350 (2017).
  - [5] H. Zhang, High-throughput Design of Magnetic Materials, *Electronic Structure* [10.1088/2516-1075/abbb25](https://doi.org/10.1088/2516-1075/abbb25) (2020).
  - [6] M. Sato and Y. Ando, Topological superconductors: a review, *Reports on Progress in Physics* **80**, 076501 (2017).
  - [7] I. Žutić, J. Fabian, and S. D. Sarma, Spintronics: Fundamentals and applications, *Reviews of modern physics* **76**, 323 (2004).
  - [8] N. Nagaosa, J. Sinova, S. Onoda, A. H. MacDonald, and N. P. Ong, Anomalous hall effect, *Reviews of modern physics* **82**, 1539 (2010).
  - [9] K. Behnia and H. Aubin, Nernst effect in metals and superconductors: a review of concepts and experiments, *Reports on Progress in Physics* **79**, 046502 (2016).
  - [10] W.-L. Lee, S. Watauchi, V. Miller, R. Cava, and N. Ong, Anomalous hall heat current and nernst effect in the  $Cr_2Se_4-xBr_x$  ferromagnet, *Physical review letters* **93**, 226601 (2004).
  - [11] D. Xiao, M.-C. Chang, and Q. Niu, Berry phase effects on electronic properties, *Reviews of modern physics* **82**, 1959 (2010).
  - [12] K. Hasegawa, M. Mizuguchi, Y. Sakuraba, T. Kamada, T. Kojima, T. Kubota, S. Mizukami, T. Miyazaki, and K. Takanashi, Material dependence of anomalous nernst effect in perpendicularly magnetized ordered-alloy thin films, *Applied Physics Letters* **106**, 252405 (2015).
  - [13] S. Huang, W. Wang, S. Lee, J. Kwo, and C. Chien, Intrinsic spin-dependent thermal transport, *Physical review letters* **107**, 216604 (2011).
  - [14] X. Wang, D. Vanderbilt, J. R. Yates, and I. Souza, Fermi-surface calculation of the anomalous hall conductivity, *Physical Review B* **76**, 195109 (2007).
  - [15] V. Baltz, A. Manchon, M. Tsoi, T. Moriyama, T. Ono, and Y. Tserkovnyak, Antiferromagnetic spintronics, *Reviews of Modern Physics* **90**, 015005 (2018).
  - [16] M.-T. Suzuki, T. Koretsune, M. Ochi, and R. Arita, Cluster multipole theory for anomalous hall effect in antiferromagnets, *Phys. Rev. B* **95**, 094406 (2017).
  - [17] M. Seemann, D. Ködderitzsch, S. Wimmer, and H. Ebert, Symmetry-imposed shape of linear response tensors, *Physical Review B* **92**, 155138 (2015).
  - [18] H. Chen, Q. Niu, and A. H. MacDonald, Anomalous hall effect arising from noncollinear antiferromagnetism, *Phys. Rev. Lett.* **112**, 017205 (2014).
  - [19] Y. Zhang, J. Železný, Y. Sun, J. van den Brink, and B. Yan, Spin hall effect emerging from a noncollinear magnetic lattice without spin-orbit coupling, *New Journal of Physics* **20**, 073028 (2018).
  - [20] A. K. Nayak, J. E. Fischer, Y. Sun, B. Yan, J. Karel, A. C. Komarek, C. Shekhar, N. Kumar, W. Schnelle, J. Kübler, C. Felser, and S. S. P. Parkin, Large anomalous hall effect driven by a nonvanishing berry curvature in the noncolinear antiferromagnet  $Mn_3Ge$ , *Science Advances* **2**, [10.1126/sciadv.1501870](https://doi.org/10.1126/sciadv.1501870) (2016), <https://advances.sciencemag.org/content/2/4/e1501870.full.pdf>.
  - [21] S. Ganguly, M. Costa, A. B. Klautau, A. Bergman, B. Sanyal, A. Mookerjee, and O. Eriksson, Augmented space recursion formulation of the study of disordered alloys with noncollinear magnetism and spin-orbit coupling: Application to  $MnPt$  and  $Mn_3Rh$ , *Physical Review B* **83**, 094407 (2011).
  - [22] H. Yang, Y. Sun, Y. Zhang, W.-J. Shi, S. S. Parkin, and B. Yan, Topological weyl semimetals in the chiral antiferromagnetic materials  $Mn_3Ge$  and  $Mn_3Sn$ , *New Journal of Physics* **19**, 015008 (2017).
  - [23] J. Kübler and C. Felser, Non-collinear antiferromagnets

- and the anomalous hall effect, *EPL (Europhysics Letters)* **108**, 67001 (2014).
- [24] X. Li, L. Xu, L. Ding, J. Wang, M. Shen, X. Lu, Z. Zhu, and K. Behnia, Anomalous nernst and righi-leduc effects in mn<sub>3</sub>sn: Berry curvature and entropy flow, *Physical Review Letters* **119**, 056601 (2017).
- [25] G.-Y. Guo and T.-C. Wang, Large anomalous nernst and spin nernst effects in the noncollinear antiferromagnets mn<sub>3</sub>x ( $x = \text{Sn, Ge, Ga}$ ), *Phys. Rev. B* **96**, 224415 (2017).
- [26] N. Kiyohara, T. Tomita, and S. Nakatsuji, Giant anomalous hall effect in the chiral antiferromagnet mn<sub>3</sub>Ge, *Phys. Rev. Applied* **5**, 064009 (2016).
- [27] M. Ikhlas, T. Tomita, T. Koretsune, M.-T. Suzuki, D. Nishio-Hamane, R. Arita, Y. Otani, and S. Nakatsuji, Large anomalous nernst effect at room temperature in a chiral antiferromagnet, *Nature Physics* **13**, 1085 (2017).
- [28] J. Železný, Y. Zhang, C. Felser, and B. Yan, Spin-polarized current in noncollinear antiferromagnets, *Phys. Rev. Lett.* **119**, 187204 (2017).
- [29] X. Zhou, J.-P. Hanke, W. Feng, S. Blügel, Y. Mokrousov, and Y. Yao, Giant anomalous nernst effect in non-collinear antiferromagnetic mn-based antiperovskite nitrides, *Physical Review Materials* **4**, 024408 (2020).
- [30] G. Gurung, D.-F. Shao, T. R. Paudel, and E. Y. Tsymbal, Anomalous hall conductivity of noncollinear magnetic antiperovskites, *Phys. Rev. Materials* **3**, 044409 (2019).
- [31] V. T. N. Huyen, M.-T. Suzuki, K. Yamauchi, and T. Oguchi, Topology analysis for anomalous hall effect in the noncollinear antiferromagnetic states of mn<sub>3</sub>a ( $a = \text{ni, cu, zn, ga, ge, pd, in, sn, ir, pt}$ ), *Physical Review B* **100**, 094426 (2019).
- [32] C. Sürgers, T. Wolf, P. Adelmann, W. Kittler, G. Fischer, and H. v. Löhneysen, Switching of a large anomalous hall effect between metamagnetic phases of a non-collinear antiferromagnet, *Scientific Reports* **7**, 42982 (2017), article.
- [33] C. Sürgers, Electrical switching of the anomalous hall effect, *Nature Electronics* **1**, 154 (2018).
- [34] Y. Machida, S. Nakatsuji, Y. Maeno, T. Tayama, T. Sakakibara, and S. Onoda, Unconventional anomalous hall effect enhanced by a noncoplanar spin texture in the frustrated kondo lattice pr<sub>2</sub>ir<sub>2</sub>o<sub>7</sub>, *Phys. Rev. Lett.* **98**, 057203 (2007).
- [35] Y. Zhang, Y. Sun, H. Yang, J. Železný, S. P. P. Parkin, C. Felser, and B. Yan, Strong anisotropic anomalous Hall effect and spin Hall effect in the chiral antiferromagnetic compounds Mn<sub>3</sub>X ( $X = \text{Ge, Sn, Ga, Ir, Rh, and Pt}$ ), *Physical Review B* **95**, 075128 (2017).
- [36] T. Higo, H. Man, D. B. Gopman, L. Wu, T. Koretsune, O. M. J. van 't Erve, Y. P. Kabanov, D. Rees, Y. Li, M.-T. Suzuki, S. Patankar, M. Ikhlas, C. L. Chien, R. Arita, R. D. Shull, J. Orenstein, and S. Nakatsuji, Large magneto-optical Kerr effect and imaging of magnetic octupole domains in an antiferromagnetic metal, *Nature Photonics* **12**, 73 (2018).
- [37] L. Šmejkal, Y. Mokrousov, B. Yan, and A. H. MacDonald, Topological antiferromagnetic spintronics, *Nature physics* **14**, 242 (2018).
- [38] X. Wan, A. M. Turner, A. Vishwanath, and S. Y. Savrasov, Topological semimetal and Fermi-arc surface states in the electronic structure of pyrochlore iridates, *Physical Review B* **83**, 205101 (2011).
- [39] N. Armitage, E. Mele, and A. Vishwanath, Weyl and dirac semimetals in three-dimensional solids, *Reviews of Modern Physics* **90**, 015001 (2018).
- [40] B. Yan and C. Felser, Topological materials: Weyl semimetals, *Annual Review of Condensed Matter Physics* **8**, 337 (2017).
- [41] Y. Xu, M. Yamazaki, and P. Villars, Inorganic materials database for exploring the nature of material, *Japanese Journal of Applied Physics* **50**, 11RH02 (2011).
- [42] M. Hellenbrandt, The inorganic crystal structure database (icsd)—present and future, *Crystallography Reviews* **10**, 17 (2004).
- [43] A. Jain, S. P. Ong, G. Hautier, W. Chen, W. D. Richards, S. Dacek, S. Cholia, D. Gunter, D. Skinner, G. Ceder, et al., Commentary: The materials project: A materials genome approach to accelerating materials innovation, *Apl Materials* **1**, 011002 (2013).
- [44] G. Kresse and J. Hafner, Ab initio molecular dynamics for liquid metals, *Physical Review B* **47**, 558 (1993).
- [45] J. P. Perdew, K. Burke, and M. Ernzerhof, Generalized gradient approximation made simple, *Physical review letters* **77**, 3865 (1996).
- [46] A. A. Mostofi, J. R. Yates, Y.-S. Lee, I. Souza, D. Vanderbilt, and N. Marzari, wannier90: A tool for obtaining maximally-localised wannier functions, *Computer Physics Communications* **178**, 685 (2008).
- [47] Z. Zhang, R.-W. Zhang, X. Li, K. Koepnik, Y. Yao, and H. Zhang, High-throughput screening and automated processing toward novel topological insulators, *The journal of physical chemistry letters* **9**, 6224 (2018).
- [48] Q. Wu, S. Zhang, H.-F. Song, M. Troyer, and A. A. Soluyanov, Wanniertools: An open-source software package for novel topological materials, *Computer Physics Communications* **224**, 405 (2018).
- [49] K. F. Garrity and K. Choudhary, Database of wannier tight-binding hamiltonians using high-throughput density functional theory, *Scientific data* **8**, 1 (2021).
- [50] V. Vitale, G. Pizzi, A. Marrazzo, J. R. Yates, N. Marzari, and A. A. Mostofi, Automated high-throughput wannierisation, *npj Computational Materials* **6**, 1 (2020).
- [51] N. Marzari, A. A. Mostofi, J. R. Yates, I. Souza, and D. Vanderbilt, Maximally localized Wannier functions: Theory and applications, *Reviews of Modern Physics* **84**, 1419 (2012), publisher: American Physical Society.
- [52] J. Noky, Y. Zhang, J. Gooth, C. Felser, and Y. Sun, Giant anomalous hall and nernst effect in magnetic cubic heusler compounds, *npj Computational Materials* **6**, 1 (2020).
- [53] E. Liu, Y. Sun, N. Kumar, L. Muechler, A. Sun, L. Jiao, S.-Y. Yang, D. Liu, A. Liang, Q. Xu, et al., Giant anomalous hall effect in a ferromagnetic kagome-lattice semimetal, *Nature physics* **14**, 1125 (2018).
- [54] K. Manna, L. Muechler, T.-H. Kao, R. Stinchhoff, Y. Zhang, J. Gooth, N. Kumar, G. Kreiner, K. Koepnik, R. Car, et al., From colossal to zero: controlling the anomalous hall effect in magnetic heusler compounds via berry curvature design, *Physical Review X* **8**, 041045 (2018).
- [55] J. Kübler and C. Felser, Berry curvature and the anomalous hall effect in heusler compounds, *Physical Review B* **85**, 012405 (2012).
- [56] A. Markou, J. Gayles, E. Derunova, P. Swekis, J. Noky, L. Zhang, M. N. Ali, Y. Sun, and C. Felser, Hard magnetic topological semimetals in xpt<sub>3</sub>: Harmony of berry curvature, *arXiv preprint arXiv:2008.11914* (2020).
- [57] H. K. Singh, I. Samathrakris, N. M. Fortunato, J. Zemen,



- C. Shen, O. Gutfleisch, and H. Zhang, Multifunctional antiperovskites driven by strong magnetostructural coupling, arXiv preprint arXiv:2009.06440 (2020).
- [58] Y. Xu, L. Elcoro, Z.-D. Song, B. J. Wieder, M. Vergniory, N. Regnault, Y. Chen, C. Felser, and B. A. Bernevig, High-throughput calculations of magnetic topological materials, *Nature* **586**, 702 (2020)
- [59] See Supplemental Material for Table S1 summarizing all calculated AHC, ANC, anisotropy and reported literature values for all 266 compounds and for Table S2 illustrating the the Berry curvature transformation under all symmetry operations of Magnetic Laue group  $4/m\bar{m}'m'$ .