

Comment on "Reentrant Localization Transition in a Quasiperiodic Chain"

In their Letter [1], the authors found an interesting reentrant localization phenomenon in a one-dimensional dimerized lattice with quasiperiodic disorder, i.e., the system undergoes a second localization transition at a higher disorder strength. They claimed that this reentrant feature would appear in the case of staggered disorder, but not for the uniform ones. In this Comment, we show that such reentrant feature can also appear for the uniform disorder when larger system parameters are taken into account.

The model has two sublattices A and B and the intra- and intercell hopping strengths are denoted by t_1 and t_2 . The dimerization strength is represented by $\delta = t_2/t_1$ and on-site quasiperiodic disorder strength is λ_A (λ_B). In the case of uniform disorder, $\lambda_A = \lambda_B = \lambda$. By using the standard approach followed by the Letter's authors[1], we analyze the inverse participation ratio (IPR) and the normalized participation ratio (NPR) [2–4] defined as $IPR_n = \sum_i |\phi_n^i|^4$ and $NPR_n = (L \sum_i |\phi_n^i|^4)^{-1}$ to identify the localization transition. Here, n is the eigenstate index, ϕ_n^i is the amplitude of eigenstate on i th site and L is the system size.

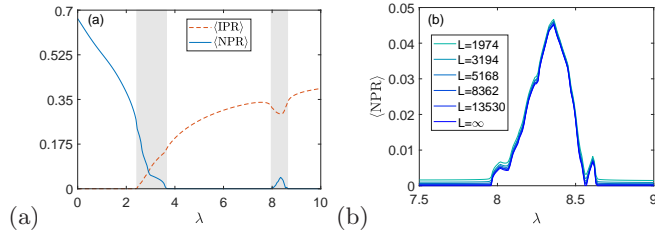


FIG. 1: (a) The spectrum averaged $\langle IPR \rangle$ and $\langle NPR \rangle$ for $\delta = 25$ and $L = 13530$. The shaded regions indicate the critical or the intermediate regimes. (b) The $\langle NPR \rangle$ at $\delta = 25$ for $L = 1974, 3194, 5168, 8362, 13530$, and ∞ (light to deep blue).

Without loss of generality, we take $\delta = 25$ and $L = 13530$ as an example. The corresponding spectrum averaged $\langle IPR \rangle$ and $\langle NPR \rangle$ are plotted in Fig.1(a). It shows there are two shaded regions ($2.43 < \lambda < 3.64$ and $7.96 < \lambda < 8.64$), where both the $\langle IPR \rangle$ and the $\langle NPR \rangle$ are finite. This signifies such regions are critical or intermediate [1]. When $3.64 < \lambda < 7.96$ and $\lambda > 8.64$, the $\langle IPR \rangle$ is finite and $\langle NPR \rangle$ approaches to zero, which indicates all states are localized. Therefore, there happens a reentrant localization phenomenon as λ changes from relative small value to relative large ones. Near the second shaded region, $\langle NPR \rangle$ for several system sizes are plotted in Fig.1(b). The values of $\langle NPR \rangle$ at $L \rightarrow \infty$ are obtained with the method of finite size extrapolation [1]. It shows the second critical region is stability.

To visually illustrate state localization properties in the second critical regime, three typical states are plotted in Fig.2 for $\delta = 25$, $\lambda = 8.35$ and $L = 13530$. States in Figs.2(a) and (b) are extended or critical states,

where they spread over the whole system. The state in Fig.2(c) is a localized state, where it stays in few of sites. For them, $\langle NPR \rangle$ are equal to 0.220276, 0.071638 and 1.464536×10^{-4} , respectively. Fig.2 shows extended, critical and localized states coexist, so the parameter space ($\lambda = 8.35$, $\delta = 25$) belongs to critical regimes.

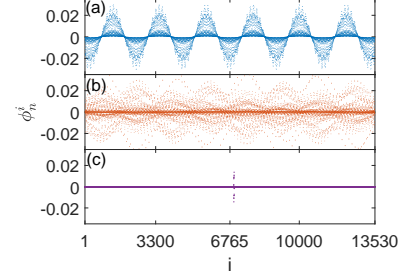


FIG. 2: Three typical eigenstates for $\lambda = 8.35$, $\delta = 25$ and $L = 13530$, where the eigenstate index is (a) $n = 13$, (b) $n = 940$ and (c) $n = 1607$, respectively.

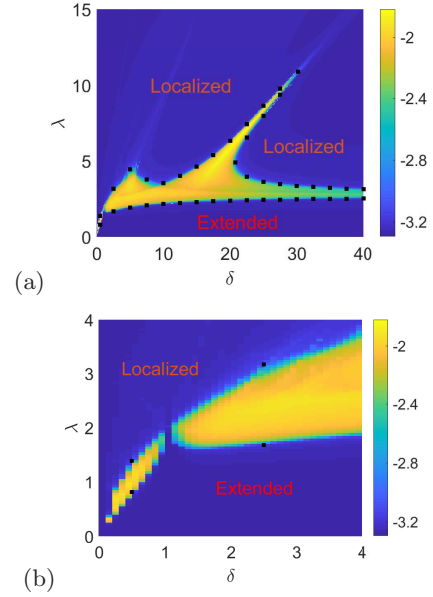


FIG. 3: (a) The phase diagrams in δ and λ plane. (b) Partial enlarger of (a) as $\delta \in [0, 4]$. The filled black squares are the data points obtained by examining the $\langle IPR \rangle$ and the $\langle NPR \rangle$ in the thermodynamic limit. The colorbar indicates the values of η at $L = 1974$.

The quantity $\eta = \log_{10}[\langle IPR \rangle \times \langle NPR \rangle]$ is used to distinguish different phase regions [1, 4]. The phase diagram is given in Fig.3. There are the critical region (yellow region bounded by filled black squares), the fully extended and the fully localized regions (blue regions). The boundaries (filled squares) of the critical region is located by examining the values of the $\langle IPR \rangle$ and the $\langle NPR \rangle$ in the thermodynamic limit [1]. Fig.3(a) shows that for intermediate values of δ , i.e., $20.8 < \delta < 30.2$, the system undergoes two localization transitions through two

critical phases as the quasiperiodic disorder strength λ increases. At relative larger dimerization ($\delta > 30.2$), the system may change to "isolated dimers or double-wells", all corresponding states are localized in space and there are no second localization transitions. Therefore, in intermediate values of δ ($20.8 < \delta < 30.2$), the competition between dimerization and quasiperiodic disorder leads to

the reentrant localization transition. Fig.3(b) is the partial enlarger of (a) as $\delta \in [0, 4]$, which is just that studied in Ref. [1]. As only the small range of δ is considered, the reentrant localization phenomenon is omitted in Ref. [1].

Summary, we show that the reentrant localization phenomenon can happen even for the uniform disorder.

-
- [1] S. Roy, T. Mishra, B. Tanatar and S. Basu, Phys. Rev. Lett. **126**, 106803 (2021).
 - [2] F. Evers and A. D. Mirlin, Anderson transitions, Rev. Mod. Phys. **80**, 1355 (2008).
 - [3] X. Li, X. Li, and S. Das Sarma, Phys. Rev. B **96**, 085119 (2017).
 - [4] X. Li and S. Das Sarma, Phys. Rev. B **101**, 064203 (2020).

Longyan Gong^{1,2}, Hui Lu¹ and Weiwen Cheng³

¹College of Science, Nanjing University of Posts and

Telecommunications, Nanjing, 210003, China

²New Energy Technology Engineering of Jiangsu Province, Nanjing University of Posts and Telecommunications, Nanjing, 210003, China

³Institute of Signal Processing and Transmission, Nanjing University of Posts and Telecommunication Nanjing 210003, China