

# Spatiotemporal differentiators generating optical vortices with pure transverse orbital angular momentum and detecting sharp change of pulse envelope

Junyi Huang,<sup>\*</sup> Jiahao Zhang,<sup>\*</sup> Tengfeng Zhu, and Zhichao Ruan<sup>†</sup>

*Interdisciplinary Center of Quantum Information,  
State Key Laboratory of Modern Optical Instrumentation,  
and Zhejiang Province Key Laboratory of Quantum Technology and Device,  
Department of Physics, Zhejiang University, Hangzhou 310027, China*

As a new degree of freedom for optical manipulation, recently spatiotemporal optical vortices (STOVs) carrying transverse orbital angular momentums have been experimentally demonstrated with bulky optical systems. Here we propose a spatiotemporal differentiator to generate STOVs with pure transverse orbital angular momentum. In order to create phase singularity in the spatiotemporal domain, we design a spatiotemporal differentiator by breaking spatial mirror symmetry. In contrast to the complex bulky systems, the device we propose here is a simple one-dimensional periodic nanostructure and thus it is much more compact. We show that for a normal incident pulse, the differentiator generates a transmitted STOV pulse with transverse orbital angular momentum. Furthermore, we demonstrate that the interference of the generated STOVs can be used to detect the sharp changes of pulse envelopes, in both spatial and temporal dimensions.

## I. INTRODUCTION

Optical vortex (OV) is a particular type of optical beams that carries orbital angular momentum (OAM) of photons [1–3]. Typically, by creating phase singularities in two-dimensional transverse electromagnetic fields, the generated OV beams can carry OAM along the longitudinal direction. With such a degree of freedom, longitudinal OAM enables various advanced applications in broadband optical communication [4–6], quantum informatics [7–9], optical tweezers [10, 11], super-resolution imaging [12, 13], and quantum key distribution [14].

Beyond the spatial domain, recently intense interest has been attracted to explore the OV in the spatiotemporal domain [15–18]. Remarkably, as an optical pulse, the OAM of spatiotemporal optical vortices (STOVs) can be tilted with respect to the propagation direction and exhibits the transverse components. Recently, such STOVs with transverse OAM have been experimentally demonstrated, based on the spatiotemporal control methods with bulky optical system [19, 20]. As a new degree of freedom for optical manipulation, transverse OAM unique in the spatiotemporal domain strongly inspires potential advances to generate STOVs in a novel way.

In this paper, we propose to generate STOVs with an optical spatiotemporal differentiator. Recently, optical analog computation of mathematical differentiation has attracted particular attentions because of its advantages of high throughput and real-time processing [21]. We note that previous optical differentiators separately operate in either the spatial [22–38] or temporal [39–48] domain. Here we design the differentiator to couple both the spatial and temporal computation in the spatiotemporal domain. Moreover, we show that in order to

create phase singularities and generate OVs, it is necessary for the spatiotemporal differentiator to break spatial mirror symmetry. In contrast to the complex bulky systems [19, 20], the device we propose here is a simple one-dimensional periodic nanostructure and thus it is much more compact. We demonstrate that for a Gaussian envelope pulse normally incident on the structure, the transmitted pulse is a STOV carrying pure transverse OAM. Furthermore, the interference of the generated STOVs can be used to detect the sharp changes of pulse envelopes, in both spatial and temporal domains. Our results show the spatial and temporal detection resolutions of 18  $\mu\text{m}$  and 182 fs respectively, with great benefits of high-resolution and ultra-fast detection.

## II. PRINCIPLE AND DESIGN

Figure 1 schematically shows the spatial-symmetry analysis of spatiotemporal differentiator to generate STOVs. Without loss of generality, we first consider an one-dimensional periodic grating structure with mirror symmetry about the plane  $x = 0$  (indicated by the dashed line) [Fig. 1(a)]. Suppose that a pulse with both Gaussian envelopes in the spatial and temporal domains impinges the structure at normal incidence. Due to the mirror symmetry, the phase distribution of the transmitted pulse must be also symmetric about the mirror plane, and thus there is no phase singularity. Therefore, in order to create a phase singularity and generate STOV for any incident pulse at normal incidence, it is necessary to break the mirror symmetry of the structure, that is, the mirror symmetry cannot exist for any incident plane. Below we show that by mirror symmetry breaking, a spatiotemporal differentiator can generate STOVs with transverse OAM [Fig. 1(b)].

To demonstrate the generation of STOVs, we propose a spatiotemporal differentiator for optical pulses with the center wavelength  $\lambda_0 = 1196\text{nm}$ . Here in order to

<sup>\*</sup> These authors contributed equally to this work.

<sup>†</sup> zhichao@zju.edu.cn

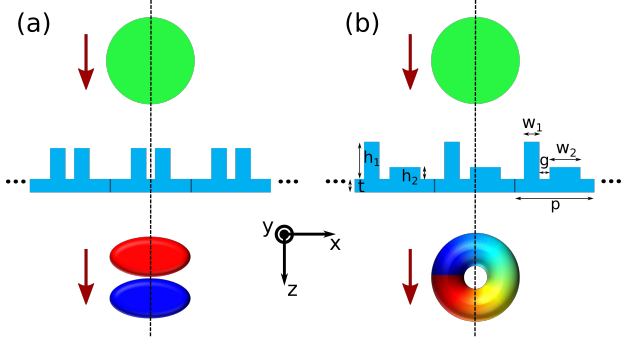


FIG. 1. Spatial-symmetry analysis of spatiotemporal differentiator to generate STOVs. (a) If an one-dimensional periodic structure has the mirror symmetry about a plane  $x = 0$  (indicated by the dashed line), for an incident pulse with both Gaussian envelopes in the spatial and temporal domains, the phase distribution of the transmitted pulse has the same symmetry about the mirror plane, and thus it cannot generate the STOV. (b) Breaking mirror symmetry of a spatiotemporal differentiator is necessary for generating the phase singularity, where the transmitted pulse corresponds to a STOV carrying pure transverse orbital angular momentum. Moreover, the mirror symmetry cannot exist for any normal incident plane.

break the mirror symmetry, we design a spatiotemporal differentiator where the two silicon rods in each period are etched on a silicon substrate with different sizes [Fig. 1(b)]. The geometry parameters of the two rods are  $h_1 = 388$  nm,  $h_2 = 160$  nm,  $w_1 = 160$  nm,  $w_2 = 432$  nm, and the gap between them is  $g = 64$  nm. The thickness of substrate and the structure period are  $t = 20$  nm and  $p = 1000$  nm, respectively.

We consider an incident pulse with the  $s$  polarization whose electric field is only along the  $y$  direction. In order to specifically depict the transformation between the input and the transmitted pulse envelopes, we decompose the incident (transmitted) field into a series of plane waves by Fourier transform as  $s_{\text{in(tran)}}(x, t) = \iint \tilde{s}_{\text{in(tran)}}(k_x, \Omega) \exp(ik_x x - i\Omega t) dk_x d\Omega$ , where  $s_{\text{in(tran)}}$  and  $\tilde{s}_{\text{in(tran)}}$  are the envelope amplitude and the corresponding envelope spectrum of the incident (transmitted) field, respectively.  $k_x$  is the wavevector component parallel to the structure interface.  $\Omega$  is the sideband angular frequency from the center one  $\omega_0$ , i.e.  $\Omega = \omega - \omega_0$ . Then, the pulse envelope transformation is determined by the transmission spectrum function  $H(k_x, \Omega) \equiv \tilde{s}_{\text{tran}}(k_x, \Omega)/\tilde{s}_{\text{in}}(k_x, \Omega)$ .

We numerically calculate the transmission spectrum function  $H$  by the finite-element method using the commercial software package COMSOL. In the simulation, the optical constants for silicon are referred to the experimental data in Ref. [49]. Figures 2(a) and 2(b) show the amplitude and phase distributions of the transmission spectrum function with respect to  $k_x$  and  $\Omega$ , respectively. Furthermore, the blue circles and orange rhombi in Figs. 2(c) and 2(d) correspond to the amplitudes and

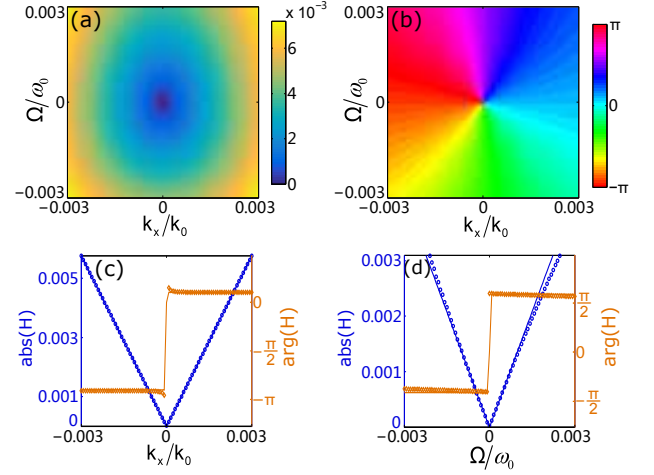


FIG. 2. Transmission spectrum function of the designed spatiotemporal differentiator. (a) Amplitude and (b) phase distributions of the spectrum function with respect to  $k_x$  and  $\Omega$ . (c-d) The amplitudes and phases of the spectrum function along (c)  $k_x = 0$  and (d)  $\Omega = 0$ . The blue circles and lines correspond to the amplitudes of the simulation results and the fitting ones with Eq. (1), and the orange rhombi and lines correspond to the phases, respectively.  $\omega_0$  and  $k_0$  are the frequency and the wavenumber of light in vacuum at the center wavelength  $\lambda_0$ .

phases of  $H$  along  $\Omega = 0$  and  $k_x = 0$  respectively. They show that  $H$  exhibits a good linear dependence on  $k_x$  and  $\Omega$  and the phase shifts of  $\pi$  at  $k_x = 0$  and  $\Omega = 0$ , respectively. It indicates that the structure enables the first-order differentiation in both the spatial and temporal domains. Around  $k_x = 0$  and  $\Omega = 0$ , the transmission spectrum function  $H$  has the form

$$H = C_x k_x + C_t \Omega, \quad (1)$$

where  $C_x$  and  $C_t$  are two complex numbers. We note that by breaking the mirror symmetry, the parameter  $C_x$  has the phase shift from  $C_t$ , which leads to the phase singularity in the spectrum domain shown as Fig. 2(b).

The blue and orange lines in Figs. 2(c) and 2(d) respectively show the fitting results of amplitudes and phases with Eq. (1), where  $C_x = 1.92 \exp(0.31i)/k_0$  and  $C_t = 1.39 \exp(1.88i)/\omega_0$ . Here  $\omega_0$  and  $k_0$  are the frequency and the wavenumber of light in vacuum at the center wavelength  $\lambda_0$ . We note that since  $C_x/C_t = 1.38c \cdot \exp(-1.57i)$ , where  $c$  is the velocity of light in vacuum, the winding number of the phase singularity is equal to 1, which means that there must be a zero amplitude in an enclosed loop around  $k_x = 0$  and  $\Omega = 0$  shown as Fig. 2(a). Importantly, such a phase singularity leads to the asymmetry phase modulations for the plane waves with  $k_x < 0$  and  $k_x > 0$  with the same  $\Omega$ , which can contribute to generating STOVs in the spatiotemporal domain.

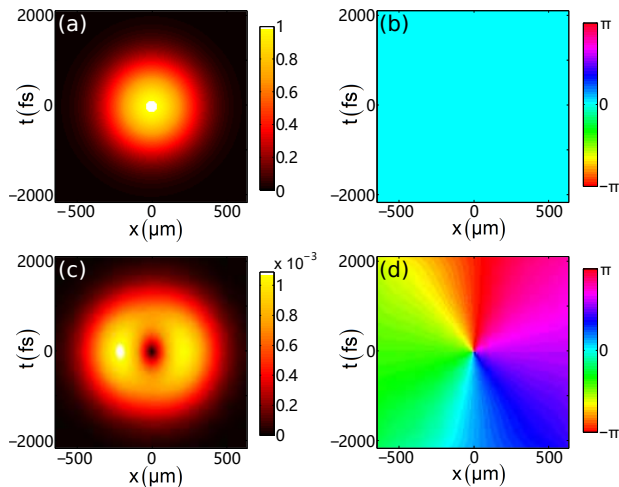


FIG. 3. Generation of a STOV by the spatiotemporal differentiator for a Gaussian-enveloped incident pulse. (a) Amplitude and (b) phase distributions of the incident pulse envelope. (c) Amplitude and (d) phase distributions of the transmitted one. The transmitted pulse with transverse OAM has a phase singularity, leading to the zero amplitude at the pulse center.

### III. GENERATION OF SPATIOTEMPORAL OPTICAL VORTICES

To demonstrate the generation of STOVs with transverse OAM, we first simulate an incident pulse with Gaussian envelopes in both spatial and temporal domains. Figure 3(a) shows the field amplitude distribution of the incident pulse envelope in  $(x, t)$  coordinate, where the beam waist and the pulse width are 586  $\mu\text{m}$  and 2046 fs respectively, ensuring a spectrum bandwidth within the range shown in Fig. 2. The incident pulse has a constant phase distribution shown as Fig. 3(b). After passing through the structure, we simulate the transmitted pulse by the Fourier transform method, with the transmission spectrum function in Fig. 2. The amplitude and phase distributions of the transmitted pulse envelope are depicted in Figs. 3(c) and 3(d), respectively.

We note that the transmitted pulse has a phase singularity at the pulse center [Fig. 3(d)], where a STOV exhibits the zero amplitude of the pulse [Fig. 3(c)]. In comparison with the symmetrical phase distribution of the incident pulse [Fig. 3(b)], the asymmetrical phase of the transmitted pulse envelope originates from the mirror symmetry breaking of the structure. Moreover, as expected, the field amplitude profile of the transmitted pulse in Fig. 3(c) indeed shows a typical first-order Hermite-Gaussian profile along each direction, which has a zero value at the pulse center. Importantly, the vortex phase distribution in Fig. 3(d) carries a singularity, corresponding to the central zero amplitude in Fig. 3(c). Since the optical vortex exists only in  $(x, t)$  coordinate, it carries a pure transverse orbital angular momentum.

The spatiotemporal differentiator can generate STOVs for arbitrary amplitude modulated spatiotemporal

pulses, because the phase singularity in the transmission spectrum function is non-local, akin to the topological spatial differentiator [38]. To further illustrate the STOV generations, here we consider the incident pulse with the amplitude modulation as the Zhejiang University logo in the spatiotemporal domain [Fig. 4(a)]. Correspondingly, the phases of the incident pulse envelope are binary with only 0 or  $\pi$  [Fig. 4(b)], and thus without phase singularities. We simulate the pulse transmitted through the spatiotemporal differentiator. Figures 4(c) and 4(d) correspond to the amplitude and phase distributions of the transmitted pulse envelope, respectively. Remarkably, Fig. 4(d) shows the generation of large numbers of adjacent STOVs in the spatiotemporal domain.

Moreover, as the generated STOVs interfere with each other, the amplitude distribution of Fig. 4(c) shows that the constructive interference occurs at the sharp changes of the incident pulse envelope in both the spatial and temporal domain, while the destructive one strongly takes place where the amplitudes have slight variations. As shown in Eq. (1), this highlighting-sharpness effect is contributed by the differentiation computing of the STOV generator in the spatiotemporal domain, which is similar to the image processing of edge detection by the spatial differentiators in the real space [27, 33, 34, 38]. Therefore, the STOV generator can be applied to detect sharp changes of pulse envelopes.

### IV. RESOLUTION OF DETECTING SHARP CHANGE

Since the differentiation computing of the STOV generator works within narrow spatiotemporal bandwidths of the transmission spectrum function, we investigate the resolution of detecting sharp changes. We first estimate the spatial resolution by considering rectangular enveloped pulses with a relatively long duration in order to ensure the temporal spectrum within the bandwidth of the STOV generator. Figure 5(a) shows the incident pulsed fields with different widths of 2058, 1038, 346, 91, 55 and 18  $\mu\text{m}$ , respectively, while the signal durations are fixed to 24305 fs. Figure 5(b) depicts the amplitude distributions of the transmitted pulses. Indeed, the sharp changes of the pulses are clearly highlighted in both the spatial and temporal domains. However, the left and right spatial edges become blurred, and it is difficult to be separated when the envelope width reduces. From the narrowest width, where the two edges can be distinguished, the spatial resolution of the STOV generator is about 18  $\mu\text{m}$ .

Figures 5(c) and 5(d) show the estimation of the temporal detection resolution for the STOV generator. The incident pulses are also with rectangular envelopes in both spatial and temporal domains [Fig. 5(c)]. In order to estimate the temporal resolution, the incident pulses have different durations as 6866, 3464, 1155, 304, 182 and 61 fs. Meanwhile they have a relatively large width

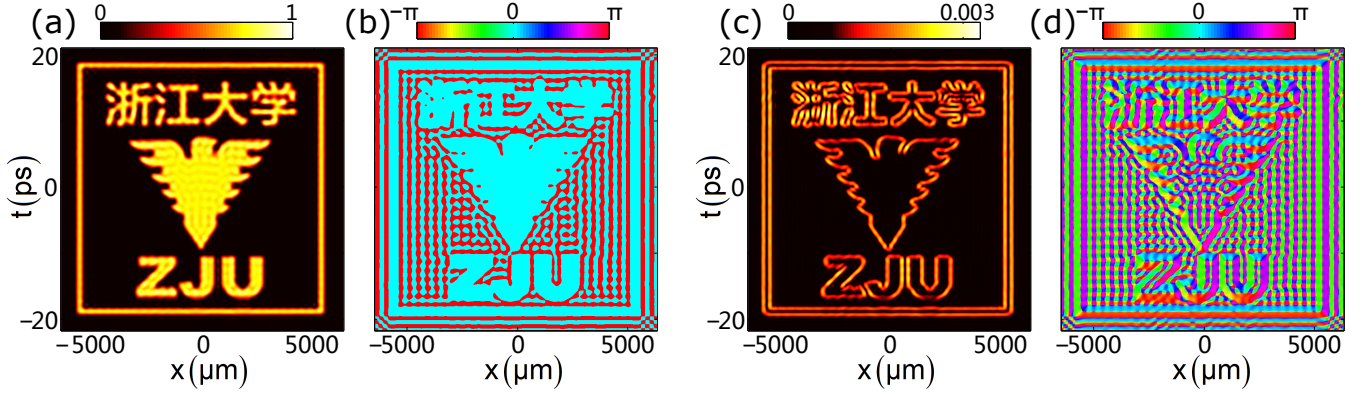


FIG. 4. Generation of STOVs for an arbitrary amplitude modulated spatiotemporal pulse. (a) Amplitude and (b) phase distributions of an incident pulse envelope as the Zhejiang University logo. The phases of the incident pulse envelope are binary with only 0 or  $\pi$ , without phase singularities. (c) Amplitude and (d) phase distributions of the transmitted pulse envelope.

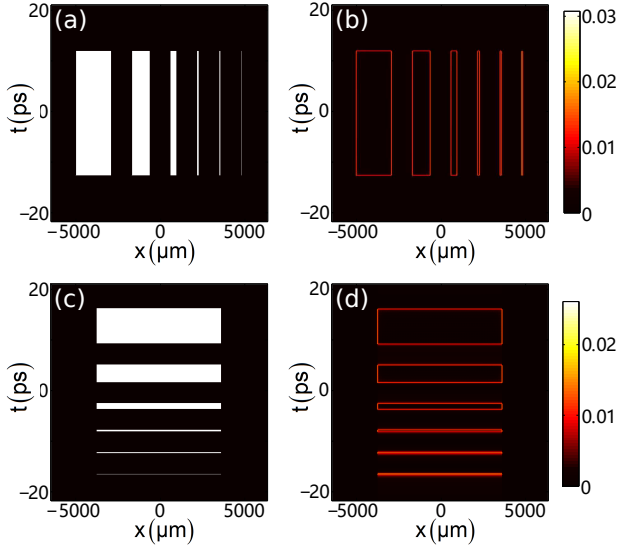


FIG. 5. Estimation of spatial and temporal detection resolutions of the spatiotemporal differentiator. (a) The incident rectangular pulses with different spatial widths of 2058, 1038, 346, 91, 55 and 18  $\mu\text{m}$ , respectively and the same duration of 24305 fs. (b) The transmitted pulse corresponding to (a). (c) The incident rectangular pulses with different durations as 6866, 3464, 1155, 304, 182 and 61 fs, respectively and the same spatial profile width of 7286  $\mu\text{m}$ . (d) The transmitted pulse corresponding to (c).

of 7286  $\mu\text{m}$  so as to reduce the impact of the spatial bandwidth. Figure 5(d) exhibits the amplitude distributions of transmitted pulses. We note that the edges of the four long durations in the spatiotemporal domain are clearly detected. In contrast, it is difficult to distinguish the short duration and thus the temporal detection resolution of the STOV generator is about 182 fs.

## V. CONCLUSION AND DISCUSSION

In summary, we have proposed a spatiotemporal differentiator, which generates STOVs with pure transverse orbital angular momentum and can be used to detect sharp changes in pulse envelopes. The spatiotemporal differentiator is designed by breaking the mirror symmetry, and the non-local effect enables the generations of STOVs for arbitrary modulated spatiotemporal pulses. Furthermore, we show that the interference of the generated STOVs can be used to detect the sharp changes of pulse envelopes, for both spatial and temporal dimensions, with great benefits of high-resolution and ultra-fast optical detection.

Also we can generate an opposite topological charge of the phase singularity, by flipping the structure about the plane  $x = 0$ . Moreover, by breaking the mirror symmetry, transverse OAM with high-order topological charges can be generated based on the high-order spatiotemporal differentiation. We note that the designed spatiotemporal differentiator is much compact than the bulky systems to generate STOVs. Therefore, it paves the way forward generating and modulating the transverse OAM with integrated devices, which could be important in the applications of STOVs.

## ACKNOWLEDGEMENT

The authors acknowledge funding through the National Natural Science Foundation of China (NSFC Grants Nos. 91850108 and 61675179), the National Key Research and Development Program of China (Grant No. 2017YFA0205700), the Open Foundation of the State Key Laboratory of Modern Optical Instrumentation, and the Open Research Program of Key Laboratory of 3D Micro/Nano Fabrication and Characterization of Zhejiang Province.



- [1] A. M. Yao and M. J. Padgett, Orbital angular momentum: origins, behavior and applications, *Advances in Optics and Photonics* **3**, 161 (2011).
- [2] S. Franke-Arnold, L. Allen, and M. Padgett, Advances in optical angular momentum, *Laser & Photonics Reviews* **2**, 299 (2008).
- [3] Y. Shen, X. Wang, Z. Xie, C. Min, X. Fu, Q. Liu, M. Gong, and X. Yuan, Optical vortices 30 years on: Oam manipulation from topological charge to multiple singularities, *Light: Science & Applications* **8**, 90 (2019).
- [4] J. Wang, J.-Y. Yang, I. M. Fazal, N. Ahmed, Y. Yan, H. Huang, Y. Ren, Y. Yue, S. Dolinar, M. Tur, *et al.*, Terabit free-space data transmission employing orbital angular momentum multiplexing, *Nature Photonics* **6**, 488 (2012).
- [5] N. Bozinovic, Y. Yue, Y. Ren, M. Tur, P. Kristensen, H. Huang, A. E. Willner, and S. Ramachandran, Terabit-scale orbital angular momentum mode division multiplexing in fibers, *Science* **340**, 1545 (2013).
- [6] T. Lei, M. Zhang, Y. Li, P. Jia, G. N. Liu, X. Xu, Z. Li, C. Min, J. Lin, C. Yu, *et al.*, Massive individual orbital angular momentum channels for multiplexing enabled by dammann gratings, *Light: Science & Applications* **4**, e257 (2015).
- [7] D.-S. Ding, W. Zhang, Z.-Y. Zhou, S. Shi, G.-Y. Xiang, X.-S. Wang, Y.-K. Jiang, B.-S. Shi, and G.-C. Guo, Quantum storage of orbital angular momentum entanglement in an atomic ensemble, *Physical Review Letters* **114**, 050502 (2015).
- [8] X.-L. Wang, X.-D. Cai, Z.-E. Su, M.-C. Chen, D. Wu, L. Li, N.-L. Liu, C.-Y. Lu, and J.-W. Pan, Quantum teleportation of multiple degrees of freedom of a single photon, *Nature* **518**, 516 (2015).
- [9] Y. Ming, J. Tang, Z.-X. Chen, F. Xu, L.-j. Zhang, and Y.-Q. Lu, Generation of N00N state with orbital angular momentum in a twisted nonlinear photonic crystal, *IEEE Journal of Selected Topics in Quantum Electronics* **21**, 225 (2015).
- [10] L. Paterson, M. P. MacDonald, J. Arlt, W. Sibbett, P. Bryant, and K. Dholakia, Controlled rotation of optically trapped microscopic particles, *Science* **292**, 912 (2001).
- [11] M. Padgett and R. Bowman, Tweezers with a twist, *Nature Photonics* **5**, 343 (2011).
- [12] F. Tamburini, G. Anzolin, G. Umbriaco, A. Bianchini, and C. Barbieri, Overcoming the rayleigh criterion limit with optical vortices, *Physical Review Letters* **97**, 163903 (2006).
- [13] L. Yan, P. Gregg, E. Karimi, A. Rubano, L. Marrucci, R. Boyd, and S. Ramachandran, Q-plate enabled spectrally diverse orbital-angular-momentum conversion for stimulated emission depletion microscopy, *Optica* **2**, 900 (2015).
- [14] G. Vallone, V. D'Ambrosio, A. Sponselli, S. Slussarenko, L. Marrucci, F. Sciarrino, and P. Villoresi, Free-space quantum key distribution by rotation-invariant twisted photons, *Physical Review Letters* **113**, 060503 (2014).
- [15] A. Sukhorukov and V. Yangirova, Spatio-temporal vortices: properties, generation and recording, in *Nonlinear Optics Applications*, Vol. 5949 (International Society for Optics and Photonics, 2005) p. 594906.
- [16] K. Y. Bliokh and F. Nori, Spatiotemporal vortex beams and angular momentum, *Physical Review A* **86**, 033824 (2012).
- [17] K. Y. Bliokh and F. Nori, Transverse and longitudinal angular momenta of light, *Physics Reports* **592**, 1 (2015).
- [18] K. Y. Bliokh, Spatiotemporal vortex pulses: Angular momenta and spin-orbit interaction, *Physical Review Letters* **126**, 243601 (2021).
- [19] A. Chong, C. Wan, J. Chen, and Q. Zhan, Generation of spatiotemporal optical vortices with controllable transverse orbital angular momentum, *Nature Photonics* **14**, 350 (2020).
- [20] S. W. Hancock, S. Zahedpour, A. Goffin, and H. M. Milchberg, Free-space propagation of spatiotemporal optical vortices, *Optica* **6**, 1547 (2019).
- [21] F. Zangeneh-Nejad, D. L. Sounas, A. Alù, and R. Fleury, Analogue computing with metamaterials, *Nature Reviews Materials* **6**, 207 (2020).
- [22] A. Silva, F. Monticone, G. Castaldi, V. Galdi, A. Alù, and N. Engheta, Performing mathematical operations with metamaterials, *Science* **343**, 160 (2014).
- [23] D. A. Bykov, L. L. Doskolovich, E. A. Bezus, and V. A. Soifer, Optical computation of the Laplace operator using phase-shifted Bragg grating, *Optics Express* **22**, 25084 (2014).
- [24] Z. Ruan, Spatial mode control of surface plasmon polariton excitation with gain medium: from spatial differentiator to integrator, *Optics Letters* **40**, 601 (2015).
- [25] S. AbdollahRamezani, K. Arik, A. Khavasi, and Z. Kaveh-vash, Analog computing using graphene-based metatlines, *Optics Letters* **40**, 5239 (2015).
- [26] A. Youssefi, F. Zangeneh-Nejad, S. Abdollahramezani, and A. Khavasi, Analog computing by brewster effect, *Optics Letters* **41**, 3467 (2016).
- [27] T. Zhu, Y. Zhou, Y. Lou, H. Ye, M. Qiu, Z. Ruan, and S. Fan, Plasmonic computing of spatial differentiation, *Nature Communications* **8**, 15391 (2017).
- [28] W. Zhang, K. Cheng, C. Wu, Y. Wang, H. Li, and X. Zhang, Implementing quantum search algorithm with metamaterials, *Advanced Materials* **30**, 1703986 (2018).
- [29] H. Kwon, D. Sounas, A. Cordaro, A. Polman, and A. Alù, Nonlocal metasurfaces for optical signal processing, *Physical Review Letters* **121**, 173004 (2018).
- [30] C. Guo, M. Xiao, M. Minkov, Y. Shi, and S. Fan, Photonic crystal slab laplace operator for image differentiation, *Optica* **5**, 251 (2018).
- [31] D. A. Bykov, L. L. Doskolovich, A. A. Morozov, V. V. Podlipnov, E. A. Bezus, P. Verma, and V. A. Soifer, First-order optical spatial differentiator based on a guided-mode resonant grating, *Optics Express* **26**, 10997 (2018).
- [32] A. Cordaro, H. Kwon, D. Sounas, A. F. Koenderink, A. Alù, and A. Polman, High-index dielectric metasurfaces performing mathematical operations, *Nano Letters* **19**, 8418 (2019).
- [33] T. Zhu, Y. Lou, Y. Zhou, J. Zhang, J. Huang, Y. Li, H. Luo, S. Wen, S. Zhu, Q. Gong, *et al.*, Generalized spatial differentiation from the spin hall effect of light and its application in image processing of edge detection, *Physical Review Applied* **11**, 034043 (2019).
- [34] T. Zhu, J. Huang, and Z. Ruan, Optical phase mining by adjustable spatial differentiator, *Advanced Photonics* **2**,

- 016001 (2020).
- [35] Y. Zhou, H. Zheng, I. I. Kravchenko, and J. Valentine, Flat optics for image differentiation, *Nature Photonics* **14**, 316 (2020).
  - [36] P. Huo, C. Zhang, W. Zhu, M. Liu, S. Zhang, S. Zhang, L. Chen, H. J. Lezec, A. Agrawal, Y. Lu, *et al.*, Photonic spin-multiplexing metasurface for switchable spiral phase contrast imaging, *Nano Letters* **20**, 2791 (2020).
  - [37] J. Huang, T. Zhu, and Z. Ruan, Two-shot calibration method for phase-only spatial light modulators with generalized spatial differentiator, *Physical Review Applied* **14**, 054040 (2020).
  - [38] T. Zhu, C. Guo, J. Huang, H. Wang, M. Orenstein, Z. Ruan, and S. Fan, Topological optical differentiator, *Nature Communications* **12**, 680 (2021).
  - [39] F. Liu, T. Wang, L. Qiang, T. Ye, Z. Zhang, M. Qiu, and Y. Su, Compact optical temporal differentiator based on silicon microring resonator, *Optics Express* **16**, 15880 (2008).
  - [40] M. Kulishov and J. Azaña, Long-period fiber gratings as ultrafast optical differentiators, *Optics Letters* **30**, 2700 (2005).
  - [41] L. M. Rivas, S. Boudreau, Y. Park, R. Slavík, S. LaRochelle, A. Carballar, and J. Azaña, Experimental demonstration of ultrafast all-fiber high-order photonic temporal differentiators, *Optics Letters* **34**, 1792 (2009).
  - [42] D. A. Bykov, L. L. Doskolovich, and V. A. Soifer, Temporal differentiation of optical signals using resonant gratings, *Optics Letters* **36**, 3509 (2011).
  - [43] N. L. Kazanskiy, P. G. Serafimovich, and S. N. Khonina, Use of photonic crystal cavities for temporal differentiation of optical signals, *Optics Letters* **38**, 1149 (2013).
  - [44] T. L. Huang, A. L. Zheng, J. J. Dong, D. S. Gao, and X. L. Zhang, Terahertz-bandwidth photonic temporal differentiator based on a silicon-on-insulator directional coupler, *Optics Letters* **40**, 5614 (2015).
  - [45] J. Xu, X. Zhang, J. Dong, D. Liu, and D. Huang, All-optical differentiator based on cross-gain modulation in semiconductor optical amplifier, *Optics Letters* **32**, 3029 (2007).
  - [46] W. Liu, M. Li, R. S. Guzzon, E. J. Norberg, J. S. Parker, M. Lu, L. A. Coldren, and J. Yao, A fully reconfigurable photonic integrated signal processor, *Nature Photonics* **10**, 190 (2016).
  - [47] W. Zhang, W. Li, and J. Yao, Optical differentiator based on an integrated sidewall phase-shifted bragg grating, *IEEE Photonics Technology Letters* **26**, 2383 (2014).
  - [48] Y. Park, J. Azaña, and R. Slavík, Ultrafast all-optical first-and higher-order differentiators based on interferometers, *Optics Letters* **32**, 710 (2007).
  - [49] M. A. Green, Self-consistent optical parameters of intrinsic silicon at 300 k including temperature coefficients, *Solar Energy Materials and Solar Cells* **92**, 1305 (2008).