

Bilevel Optimization in Flow Networks – A Message-passing Approach

Bo Li¹ and David Saad¹

¹*Non-linearity and Complexity Research Group, Aston University, Birmingham, B4 7ET, United Kingdom*

Optimizing embedded systems, where the optimization of one depends on the state of another, is a formidable computational and algorithmic challenge, that is ubiquitous in real-world systems. We study flow networks, where bilevel optimization is relevant to traffic planning, network control and design, and where flows are governed by an optimization requirement subject to the network parameters. We employ message-passing algorithms in flow networks with sparsely coupled structures to adapt network parameters that govern the network flows, in order to optimize a global objective. We demonstrate the effectiveness and efficiency of the approach on randomly generated graphs.

Many problems in science and engineering involve hierarchical optimization or decision-making, whereby some of the variables cannot be freely chosen but are governed by another optimization problem [1]. As a motivating example, consider the task of designing a network (e.g., a road or communication network) that maximizes the throughput of commodities or information flow. While the designer controls the network parameters (upper-level optimization), traffic flows are determined by the network users who maximize their own benefit (lower-level optimization) [2]. Therefore, the designer needs to adapt the network intricately, taking into account of the reaction of network users. Similarly, many physical systems admit a certain extremization principle for given controllable system parameters, e.g., minimal free energy in thermal equilibrium [3] given interaction strengths, electric flows in resistor networks that minimize the energy dissipation [4, 5] and, entropy maximization and parameter optimization are used across disciplines in inference and learning tasks [6, 7]. Adapting system parameters to extremize a given objective requires bilevel optimization, which considers both system parameters and the inherent optimization of the physical or human-made system variables.

These examples of bilevel optimization are intrinsically difficult to solve [8]. In fact, even the simple instance where both levels are linear programming tasks was shown to be NP-hard [9, 10]. Generic methods for bilevel optimization include (i) expressing the lower-level optimization problem as nonlinear constraints and solving the bilevel problem as global optimization [11, 12]; (ii) gradient-descent method by computing the descent direction of the upper-level objectives while keeping the valid lower-level state variables [13, 14]. The former introduces complicated nonlinear constraints, making the reduced single-level problem difficult to solve in general, while the latter is generally challenging due to the difficulty in computing the descent direction [8]. Moreover, such generic methods do not utilize existing system structure to simplify the task. In this Letter, we consider flow optimization problems on sparse networks; by virtue of the sparsely-coupled structures, the message-passing (MP) approach, an inherently distributed algorithm, appears

to be effective and efficient in both single and bilevel optimization, as demonstrated below for applications in routing and flow control.

Routing Game – We focus on a network planning problem in the routing game setting, widely used in modeling route choices of drivers [15]. Users on the road network make their route choices in a selfish and rational manner, where the corresponding Nash equilibrium is generally not the most beneficial for the system utility as a whole, measured by the total travel time of all users [2, 16]. The operator’s task is to set the appropriate tolls or rewards on network edges in order to reduce the total travel time while taking into account the reactions of users to the tolls. The toll-setting problem has attracted significant interest in the field of traffic engineering and operations research, where theoretical results are limited to simple networks or cannot accommodate effectively toll constraints [17–19]. Recently, the idea of reducing traffic congestion by economic incentives to influence drivers’ behaviors has regained interest [20–22], partly due to the deployment of smart devices and data availability [23–25]. Here, we focus on the algorithmic aspect of toll optimization.

The road network is represented by a directed graph $G(V, E)$, where V is the set of nodes (junctions) and E the set of directed edges (unidirectional roadways), having one connected component. Users routing from an origin node i_0 to a destination node \mathcal{D} would select a path $\mathcal{P} = ((i_0, i_1), (i_1, i_2), \dots, (i_{n-2}, i_{n-1}), (i_{n-1}, \mathcal{D}))$ by minimizing their total travel time $\sum_{e \in \mathcal{P}} \ell_e(x_e)$, or alternative cost, where the edge flow x_e represents the number of users choosing edge e and $\ell_e(x_e)$ is the corresponding latency function. It is assumed that ℓ_e is monotonically increasing with the edge flow x_e . We consider the limit of a large number of users, each of which controls an infinitesimal fraction of the overall traffic, such that the edge flow x_e is a continuous variable. This is termed the non-atomic game setting [16]. The social cost is defined as the total travel time of all users $H = \sum_{e \in E} x_e \ell_e(x_e)$. As the equilibrium reached by the selfish decisions of users does not generally achieve the lowest social cost, we seek to place tolls $\{\tau_e\}$ on edges to influence users’ route choices. Gauging the monetary penalty at the same

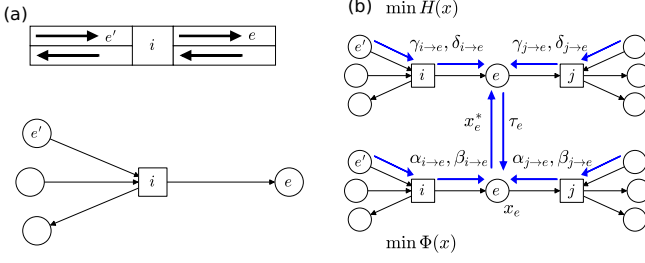


Figure 1. (a) Top: a directed road network section with a junction node i and four roadways. Bottom: the corresponding factor graph representation, where the flows adjacent to junction node i satisfy the flow conservation constraint; node i is called a factor node and marked by a square. (b) Bilevel MP for the toll-planning problem. Blue arrows indicate the direction of messages. The lower and upper levels solve the problem for the Nash equilibrium and social optimum, respectively. The equilibrium flow x_e^* is determined in the lower level, while the toll τ_e is set in the upper level.

scale as latency, users will choose a path \mathcal{P} that minimizes the combined total journey cost in latency and tolls $\sum_{e \in \mathcal{P}} [\ell_e(x_e) + \tau_e]$. If tolls can be placed freely on all edges, marginal cost pricing is known to induced socially optimal flow [18]. However, it is usually infeasible to set an unbounded toll on every road, which renders marginal cost pricing not applicable in practice. We therefore consider restricted tolls $0 \leq \tau_e \leq \tau_e^{\max}$; an edge e is not chargeable when $\tau_e^{\max} = 0$. For simplicity, we do not consider the income from tolls to contribute to the social cost [26]. In total, Λ_i users are traveling from node i to a universal destination \mathcal{D} , where the case with multiple destinations is discussed in the supplemental material (SM) [27]. The resulting edge flows satisfy the non-negativity $x_e \geq 0$ and the flow conservation constraints

$$R_i = \Lambda_i + \sum_{e \in \partial_i^{\text{in}}} x_e - \sum_{e \in \partial_i^{\text{out}}} x_e = 0, \quad (1)$$

where ∂_i^{in} and ∂_i^{out} are the sets of incoming and outgoing edges adjacent to node i . It has been established that the edge flows in user equilibrium can be obtained by minimizing a potential function [28, 29] $\Phi = \sum_{e \in E} \phi_e(x_e) := \sum_{e \in E} \int_0^{x_e} \ell_e(y) dy$ subject to the constraints of Eq. (1).

The lower-level optimization is a nonlinear min-cost flow problem, where edge flows are coupled through the conservation constraints in Eq. (1), represented as factor nodes in Fig. 1(a). We employ the MP approach developed in [30] to tackle the nonlinear optimization problem. It turns the global optimization of the potential (i.e., $\min_{\mathbf{x}} \Phi(\mathbf{x})$) into a local computation of the follow-

ing message functions

$$\Phi_{i \rightarrow e}(x_e) = \min_{\{x_{e'} \geq 0\} | R_i = 0} \sum_{e' \in \partial i \setminus e} \left[\Phi_{e' \rightarrow i}(x_{e'}) + \phi_{e'}(x_{e'}) \right], \quad (2)$$

where $\partial i = \partial_i^{\text{in}} \cup \partial_i^{\text{out}}$ and $\Phi_{i \rightarrow e}(x_e)$ relates to the optimal potential function contributed by the flows adjacent to node i where the flow on edge e is set to x_e , taking into account flow conservation at node i . In Eq. (2), denoting $e' = (k, i)$, we can write $\Phi_{e' \rightarrow i}(x_{e'}) = \Phi_{k \rightarrow e'}(x_{e'})$; therefore only factor-to-variable messages are needed. The message $\Phi_{k \rightarrow e'}(x_{e'})$ can be obtained recursively by an expression similar to Eq. (2), but using the incoming messages from its upstream edges $\{l \rightarrow k | (l, k) \in \partial k \setminus i\}$. The computation of messages involves only a few variables when the network is sparse, which can be performed efficiently. Upon computing the messages iteratively until convergence, we can determine the equilibrium flow x_e^* on edge $e = (i, j)$ by minimizing the edgewise full energy dictated by the nonlinear cost $\phi_e(x_e)$ and messages from both ends of edge e , defined as $\Phi_e^{\text{full}}(x_e) = \Phi_{i \rightarrow e}(x_e) + \Phi_{j \rightarrow e}(x_e) + \phi_e(x_e)$.

This algorithm can be demanding when different values of x_e are needed to determine the profile of the message $\Phi_{i \rightarrow e}(x_e)$. To reduce the computational cost, we approximate the message near the working point $\tilde{x}_{i \rightarrow e}$ as

$$\Phi_{i \rightarrow e}(\tilde{x}_{i \rightarrow e} + \varepsilon_e) \approx \Phi_{i \rightarrow e}(\tilde{x}_{i \rightarrow e}) + \beta_{i \rightarrow e} \varepsilon_e + \frac{1}{2} \alpha_{i \rightarrow e} (\varepsilon_e)^2, \quad (3)$$

where $\beta_{i \rightarrow e}$ and $\alpha_{i \rightarrow e}$ are the first and second derivatives of $\Phi_{i \rightarrow e}$ evaluated at $\tilde{x}_{i \rightarrow e}$, assuming the derivatives exist. The coefficients $\beta_{i \rightarrow e}$ and $\alpha_{i \rightarrow e}$ are updated by solving Eq. (2) and by using $\{\tilde{x}_{k \rightarrow e'}, \beta_{k \rightarrow e'}, \alpha_{k \rightarrow e'} | e' = (k, i) \in \partial i \setminus e\}$, while the working point $\tilde{x}_{i \rightarrow e}$ is updated by pushing it towards the minimizer x_e^* of the full energy $\Phi_e^{\text{full}}(x_e)$ gradually. The resulting algorithm only requires to maintain a few numbers rather than the full profile of $\Phi_{i \rightarrow e}$, making it tractable. It has been shown to work remarkably well in many network flow problems [31], while the messages may oscillate and not converge in problems which possess non-smooth characteristics [30], including in the routing games analyzed here. We discover that the non-negativity constraints on flows may result in non-smooth message $\Phi_{i \rightarrow e}(x_e)$ (i.e., its first derivative is discontinuous) with at most one break point, which makes the approximation of Eq. (3) inadequate. A simple solution is to approximate $\Phi_{i \rightarrow e}(x_e)$ by a continuous and piecewise-quadratic function with at most one break point, where each branch m is a quadratic function governed by three numbers $\{\tilde{x}_{i \rightarrow e}^{(m)}, \beta_{i \rightarrow e}^{(m)}, \alpha_{i \rightarrow e}^{(m)}\}$. Taking into account the non-smooth structures, the MP algorithms converge well even in very loopy networks and provide the correct flows for routing game with single-level optimization [27].

For bilevel optimization, we notice that the cost function of the upper layer $H(x)$ has a similar struc-

ture as the one of the lower layer. Therefore, one can apply a similar MP procedure as $H_{i \rightarrow e}(x_e) = \min_{\{x_{e'}\} | R_i=0} \sum_{e' \in \partial i \setminus e} [H_{e' \rightarrow i}(x_{e'}) + x_{e'} \ell_e(x_{e'})]$. The message $H_{i \rightarrow e}(x_e)$ can also be approximated by a piecewise-quadratic function with at most one break point, where each branch m has the form $H_{i \rightarrow e}^{(m)}(\tilde{x}_{i \rightarrow e} + \varepsilon_e) \approx H_{i \rightarrow e}^{(m)}(\tilde{x}_{i \rightarrow e}) + \gamma_{i \rightarrow e}^{(m)} \varepsilon_e + \frac{1}{2} \delta_{i \rightarrow e}^{(m)} (\varepsilon_e)^2$. As the equilibrium state is determined in the lower level, the same working points $\{\tilde{x}_{i \rightarrow e}\}$ in the lower-level MP are also used for the upper level. The landscape of the edgewise full cost $H_e^{\text{full}}(x_e) = H_{i \rightarrow e}(x_e) + H_{j \rightarrow e}(x_e) + x_e \ell_e(x_e)$ provides the essential information for setting the toll. Specifically, the toll is updated by $\min_{\tau_e} H_e^{\text{full}}(x_e^*(\tau_e))$, where the toll-dependent equilibrium flow x_e^* is provided by the lower-level messages. The basic structure of such bilevel MP is illustrated in Fig. 1(b), while the details of the message updates are provided in the SM [27].

We demonstrate the effectiveness of the proposed algorithm in random regular graphs (RRG) in Fig. 2(a), where we use an affine latency model $\ell_e(x_e) = t_e(1 + s x_e/c_e)$, with t_e and c_e as the free traveling time and edge capacity and s as a sensitivity measure of latency to congestion, which is commonly used in routing games and traffic modeling [16]. Details of the parameter setting, experiments on other network topologies and the cases of multiple destinations are discussed in the SM [27]. Though the bilevel message-passing does not generally converge to a set of *unique* optimal tolls due to the non-convex nature of the problem, we found that the social costs are reduced when tolls are updated during MP. The scaling relation in Fig. 2(a) empirically indicates that the number of updates is about $O(|E|^2)$ for achieving a given cost. Moreover, the MP algorithm can be implemented in a fully distributed manner, unlike the generic global optimization approach [27]. In practice, it may be infeasible to charge every edge separately. So we consider the problem of choosing a subset of chargeable edges and then optimizing only the tolls on these edges, which is an even more difficult task than the toll-setting problem [32]. An empirical solution is to choose the edges where the equilibrium flows $\{x_e^N\}$ are much larger than the socially optimal flows $\{x_e^S\}$, which appears to work well as seen in Fig. 2(b). However, the social optimum may be unknown a priori in some variants of toll-setting or network-design problems [33]. So we also use the criteria based on the potential reduction in edgewise full cost $H_e^{\text{full}}(x_e^*)$ due to tolls, which also select effectively the chargeable links as seen in Fig. 2(b).

Flow Control – When objective functions at both layers are extensive, as in the routing game, the MP algorithm based on edgewise updates of tolls using localized information turns out to be effective. However, in some cases, it may be necessary to consider the influence of the control variable updates on other locations of the networks. To showcase this, we consider the problem of tuning net-

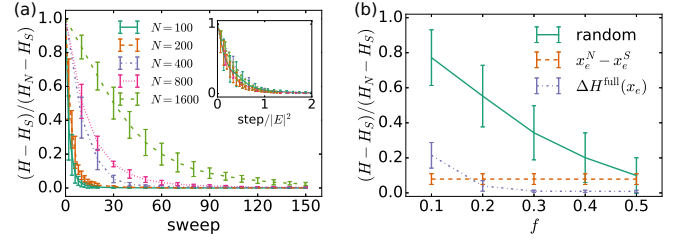


Figure 2. Effect of tolls on the fractional social cost reduction, defined as $(H(\mathbf{x}^*(\tau)) - H_S)/(H_N - H_S)$ where H_S and H_N represent the social costs at the social optimum and the Nash equilibrium without tolls. Random regular graphs of degree 3 and affine latency functions are used. Each data point is the average of 10 different network realizations. (a) Fractional cost reduction during the bilevel MP updates for different system sizes, where each sweep consists of $40|E|$ local MP steps and 100 edgewise toll updates in a random sequential schedule. A fixed number of sweeps without toll updates are performed to warm up the system. Inset: panel (a) with x -axis as MP steps rescaled by $|E|^2$. (b) Fractional cost reduction as a function of the fraction f of chargeable edges on a random regular graph with $N = 200$. A random selection of edges to be charged is compared with selections based on the equilibrium flows difference $x_e^N - x_e^S$ and edgewise full cost reduction $H_e^{\text{full}}(x_e^*)$.

work flows to achieve certain functionality. In this example, resources need to be transported from source nodes to destination along edges in an undirected network $G(V, E)$, where the equilibrium edge flows $\{x_{ij}\}$ minimize the transportation cost $C = \sum_{(i,j) \in E} \frac{1}{2} r_{ij} x_{ij}^2$, subject to flow conservation constraints similar to Eq. (1). The major difference of this model from the routing games is that the network is undirected, where edge (i, j) can accommodate either the flow from node j to i or from node i to j . The objective is to control the network parameters $\{r_{ij}\}$ in order to reduce or increase the flows on some edges. The task of reducing certain edge flows has applications in power grid congestion mitigation in the direct-current (DC) approximation [34], where r_{ij} is related to reactance of edge (i, j) , controllable through devices in a flexible alternating current transmission system (FACTS) [35]. On the other hand, the task of increasing certain edge flows has been used to model the tunability of network functions, which is applicable in mechanical and biological networks [36] as well as learning machines in metamaterials [37].

As an example, we consider the task of flow control such that the relative increments of the magnitude of flows on the targeted set of edges \mathcal{T} exceed a certain limit θ [36], i.e., $\rho_{ij} = \frac{|x_{ij}| - |x_{ij}^0|}{|x_{ij}^0|} - \theta \geq 0, \forall (i, j) \in \mathcal{T}$ (with x_{ij}^0 being the flow prior to tuning). It can be achieved by minimizing the hinge loss (upper-level objective) $\mathcal{O} = \sum_{(i,j) \in \mathcal{T}} -\rho_{ij} \Theta(-\rho_{ij})$, where $\Theta(\cdot)$ is the Heaviside step function. The task of congestion mitigation of flows in power grids can be studied similarly. We adopt the usual

MP algorithm to tackle the the lower-level optimization problem, resulting in the local message functions

$$C_{i \rightarrow j}(x_{ij}) = \min_{\{x_{ki}\} | R_i=0} \left[\frac{1}{2} r_{ij} x_{ij}^2 + \sum_{k \in \mathcal{N}_i \setminus j} C_{k \rightarrow i}(x_{ki}) \right], \quad (4)$$

where \mathcal{N}_i is the set of neighboring nodes adjacent to node i . The definition of the message function $C_{i \rightarrow j}(x_{ij})$ differs from the one of Eq. (2) in that it includes the interaction term on edge (i, j) , which yields a more concise update rule in this problem. Similar to Eq. (3), we approximate the message function by a quadratic form $C_{i \rightarrow j}(x_{ij}) = \frac{1}{2} \alpha_{i \rightarrow j} (x_{ij} - \hat{x}_{i \rightarrow j})^2 + \text{const}$, such that the local optimization in Eq. (4) reduces to the computation of the real-valued messages $m_{i \rightarrow j} \in \{\alpha_{i \rightarrow j}, \hat{x}_{i \rightarrow j}\}$ by passing the upstream messages $\{m_{k \rightarrow i}\}_{k \in \mathcal{N}_i \setminus j}$, as illustrated on the left panel of Fig. 2(a) [27]. Upon convergence, the equilibrium flow x_{ij}^* can be obtained by minimizing the edgewise full cost $C_{ij}^{\text{full}}(x_{ij}) = C_{i \rightarrow j}(x_{ij}) + C_{j \rightarrow i}(x_{ij}) - \frac{1}{2} r_{ij} x_{ij}^2$.

The variation of the control parameters $\{r_{ij}\}$ will impact on the messages $\{m_{i \rightarrow j}\}$, which in turn affects the equilibrium flows \mathbf{x}^* and therefore the upper-level objective $\mathcal{O}(\mathbf{x}^*)$. Specifically, one considers the effect of the change of r_{ij} on the targeted edge flows $\{x_{pq}^*\}_{(p,q) \in \mathcal{T}}$, derived by computing the gradient of the objective function with respect to the messages $\frac{\partial \mathcal{O}}{\partial m_{i \rightarrow j}}$. The targeted edges provide the boundary conditions in the form of $\frac{\partial \mathcal{O}}{\partial m_{p \rightarrow q}} = \frac{\partial \mathcal{O}}{\partial x_{pq}^*} \frac{\partial x_{pq}^*}{\partial m_{p \rightarrow q}}, \forall (p, q) \in \mathcal{T}$. As the messages from node i to j are functions of the upstream messages, i.e., $m_{i \rightarrow j} = m_{i \rightarrow j}(\{m_{k \rightarrow i}\}_{k \in \mathcal{N}_i \setminus j})$, the gradients on edge $i \rightarrow j$ are passed backward to its upstream edges $\{k \rightarrow i\}_{k \in \mathcal{N}_i \setminus j}$ through the chain rule, as illustrated in the right panel of Fig. 2(a). The full gradient on a non-targeted edge $k \rightarrow i$ can be obtained by summing the gradients on its downstream edges, computed as

$$\frac{\partial \mathcal{O}}{\partial m_{k \rightarrow i}} = \sum_{l \in \mathcal{N}_i \setminus k} \sum_{m_{i \rightarrow l} \in \{\alpha_{i \rightarrow l}, \hat{x}_{i \rightarrow l}\}} \frac{\partial \mathcal{O}}{\partial m_{i \rightarrow l}} \frac{\partial m_{i \rightarrow l}}{\partial m_{k \rightarrow i}}. \quad (5)$$

The gradient messages $\{\frac{\partial \mathcal{O}}{\partial m_{k \rightarrow i}}\}$ are passed in a random and asynchronous manner, resulting in a decentralized algorithm.

The gradient with respect to the control parameter on the non-targeted edge (k, i) can be obtained straightforwardly as

$$\frac{\partial \mathcal{O}}{\partial r_{ki}} = \sum_{m \in \{\alpha, \hat{x}\}} \left(\frac{\partial \mathcal{O}}{\partial m_{k \rightarrow i}} \frac{\partial m_{k \rightarrow i}}{\partial r_{ki}} + \frac{\partial \mathcal{O}}{\partial m_{i \rightarrow k}} \frac{\partial m_{i \rightarrow k}}{\partial r_{ki}} \right), \quad (6)$$

which serves to update the control parameter in a gradient descent manner $r_{ki} \leftarrow r_{ki} - s \frac{\partial \mathcal{O}}{\partial r_{ki}}$ with certain step size s . In this particular flow model, the gradient $\frac{\partial \mathcal{O}}{\partial r_{ki}}$ can also be calculated exactly, leading to a global gradient descent (GGD) algorithm. However, the GGD approach

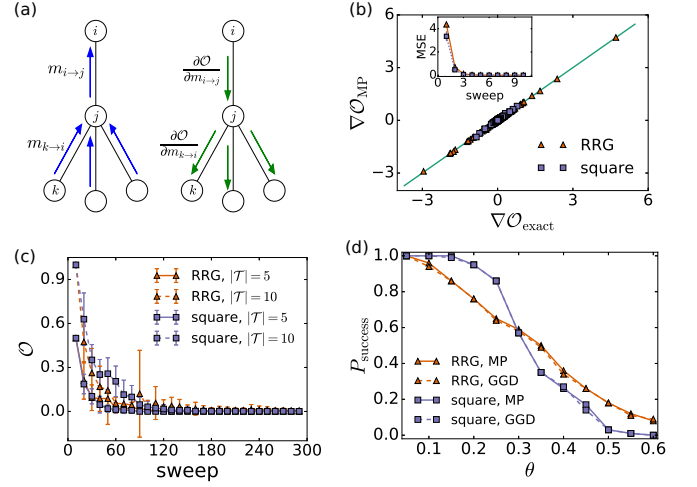


Figure 3. Bilevel optimization in the flow control application. A random regular graph (with $N = 200$, degree 3) and a square lattice of size 15×15 are used in the experiments. The source node, destination node and the targeted edges are randomly selected. The control parameters are bounded to be $r_{ij} \in [0.9, 1.1]$. (a) Left: MP for solving the lower-level equilibrium flow problem. Right: computation of the gradients of the upper-level objective function \mathcal{O} , which are communicated in the reversed direction. (b) Comparison of the gradients at initial \mathbf{r} computed by the MP approach (obtained by fixing \mathbf{r} and passing messages $\{m_{i \rightarrow j}\}$ and gradients $\{\frac{\partial \mathcal{O}}{\partial m_{i \rightarrow j}}\}$) and the GGD approach, with $|\mathcal{T}| = 5, \theta = 0.1$. Inset: mean square error (MSE) of the gradients by the MP approach during the message and gradient passing, in comparison to the GGD approach. The lower-level MP is performed until convergence before passing the gradients. Each sweep consists of $4|E|$ local MP steps in a random sequential schedule. (c) MP for minimizing the upper-level objective function \mathcal{O} with $\theta = 0.1$, where one randomly selected control parameter is updated following the descent direction every $4|E|/10$ steps. (d) Fraction of successfully tuned cases (satisfying $\mathcal{O} = 0$) P_{success} out of 100 different problem realizations with $|\mathcal{T}| = 5$, as a function of the threshold θ . Each realization has a different pair of source and destination nodes.

requires computing the inverse of the Laplacian matrix in every iteration, which can be time-consuming for large networks. On the contrary, the gradients are computed in a local and distributed manner in the MP approach. Similar ideas of gradient propagation of MP have been proposed in [38, 39] in the context of approximate inference, which are usually implemented in the reverse order of MP updates and in a centralized manner, unlike the decentralized approach presented here.

The gradient computed by the MP algorithm provides an excellent estimation to the exact gradient for different types of networks, as illustrated in Fig. 2(b). In bilevel optimization of flow networks, we do not wait until the convergence of the gradient passing, but update the control parameters during the MP iterations in order to make the algorithm more efficient. It provides ap-

proximated gradient information, which is already effective enough for the optimization of the global objective, as shown in Fig. 2(c). The MP approach yields similar success rates in managing the network flows for different thresholds compared to the GGD approach as shown in Fig. 2(d), demonstrating the effectiveness of the MP approach for the bilevel optimization.

In summary, we propose MP algorithms for solving bilevel optimization in flow networks, focusing on applications in the routing game and flow control problems. In routing games, the objective functions in both levels admit a similar structure, which leads to two sets of similar messages being passed in both levels. Updates of the control variables based on localized information appear to be effective for toll optimization in this case. However, the long-range impact of control variable changes should be considered in some applications. This is accommodated by a separate distributed gradient passing process, which is shown to be effective and computationally efficient for optimization in flow control problems. Leveraging the sparse network structures, the MP approach offers efficient and intrinsically distributed algorithms in contrast to global optimization methods such as nonlinear programming, although the latter is generic and applicable to many other problems, but is not always scalable. The MP approach could provide effective algorithms for bilevel optimization problems that are intractable or difficult to solve by global optimization approaches. For instance, the MP algorithms can be easily extended to atomic routing games where network flows are discrete variables [40] and are difficult to solve via nonlinear programming. This could potentially be done through the techniques of [41–43]. We believe that these MP methods provide a valuable element in the toolbox for solving difficult bilevel optimization problems, especially in systems with sparsely-coupled structures.

We thank K. Y. Michael Wong, Chi Ho Yeung and Tat Shing Choi for helpful discussions. B.L. and D.S. acknowledge support from the Leverhulme Trust (RPG-2018-092), European Union’s Horizon 2020 research and innovation programme under the Marie Skłodowska-Curie Grant Agreement No. 835913. D.S. acknowledges support from the EPSRC programme grant TRANSNET (EP/R035342/1).

[1] A. Sinha, P. Malo, and K. Deb, A review on bilevel optimization: From classical to evolutionary approaches and applications, *IEEE Transactions on Evolutionary Computation* **22**, 276 (2018).
 [2] J. G. Wardrop, Some theoretical aspects of road traffic research., *Proceedings of the Institution of Civil Engineers* **1**, 325 (1952).
 [3] M. Plischke and B. Bergersen, *Equilibrium Statistical Physics*, 3rd ed. (WORLD SCIENTIFIC, Singapore,

2006).
 [4] W. Thomson and P. G. Tait, *Treatise on Natural Philosophy*, 2nd ed., Cambridge Library Collection - Mathematics, Vol. 1 (Cambridge University Press, 2009).
 [5] P. G. Doyle and J. L. Snell, *Random Walks and Electric Networks* (Mathematical Association of America, 1984).
 [6] E. T. Jaynes, Information theory and statistical mechanics, *Phys. Rev.* **106**, 620 (1957).
 [7] K. Murphy, *Machine Learning: A Probabilistic Perspective*, Adaptive Computation and Machine Learning series (MIT Press, Cambridge, Massachusetts, 2012).
 [8] B. Colson, P. Marcotte, and G. Savard, An overview of bilevel optimization, *Annals of Operations Research* **153**, 235 (2007).
 [9] R. G. Jeroslow, The polynomial hierarchy and a simple model for competitive analysis, *Mathematical Programming* **32**, 146 (1985).
 [10] P. Hansen, B. Jaumard, and G. Savard, New branch-and-bound rules for linear bilevel programming, *SIAM Journal on Scientific and Statistical Computing* **13**, 1194 (1992).
 [11] J. F. Bard and J. E. Falk, An explicit solution to the multi-level programming problem, *Computers & Operations Research* **9**, 77 (1982).
 [12] J. F. Bard, Convex two-level optimization, *Mathematical Programming* **40-40**, 15 (1988).
 [13] C. D. Kolstad and L. S. Lasdon, Derivative evaluation and computational experience with large bilevel mathematical programs, *Journal of Optimization Theory and Applications* **65**, 485 (1990).
 [14] G. Savard and J. Gauvin, The steepest descent direction for the nonlinear bilevel programming problem, *Operations Research Letters* **15**, 265 (1994).
 [15] M. Patriksson, *The traffic assignment problem : models and methods* (Dover Publications, Inc, New York, 2015).
 [16] T. Roughgarden, *Selfish routing and the price of anarchy* (MIT Press, Cambridge, Massachusetts, 2005).
 [17] M. J. Beckmann, C. B. McGuire, and C. B. Winsten, *Studies in the Economics of Transportation* (Yale University Press, New Haven, 1956).
 [18] M. Smith, The marginal cost taxation of a transportation network, *Transportation Research Part B: Methodological* **13**, 237 (1979).
 [19] R. Cole, Y. Dodis, and T. Roughgarden, How much can taxes help selfish routing?, *Journal of Computer and System Sciences* **72**, 444 (2006), network Algorithms 2005.
 [20] S. Çolak, A. Lima, and M. C. González, Understanding congested travel in urban areas, *Nature Communications* **7**, 10793 (2016), article.
 [21] Electronic road pricing, <https://web.archive.org/web/20110605101108/http://www.lta.gov.sg> (2019).
 [22] N. Barak, Israel tries battling traffic jams with cash handouts, ISRAEL21c, <https://www.israel21c.org/israel-tries-battling-traffic-jams> (2019).
 [23] J. Alonso-Mora, S. Samaranayake, A. Wallar, E. Frazzoli, and D. Rus, On-demand high-capacity ride-sharing via dynamic trip-vehicle assignment, *Proceedings of the National Academy of Sciences* **114**, 462 (2017).
 [24] S. Lim, H. Balakrishnan, D. Gifford, S. Madden, and D. Rus, Stochastic motion planning and applications to traffic, *The International Journal of Robotics Research* **30**, 699 (2011).

- [25] B. Li, D. Saad, and A. Y. Lokhov, Reducing urban traffic congestion due to localized routing decisions, *Phys. Rev. Research* **2**, 032059 (2020).
- [26] G. Karakostas and S. G. Kolliopoulos, The efficiency of optimal taxes, in *Combinatorial and Algorithmic Aspects of Networking*, edited by A. López-Ortiz and A. M. Hamel (Springer Berlin Heidelberg, Berlin, Heidelberg, 2005) pp. 3–12.
- [27] See Supplemental Material for details, which includes Refs [44–47].
- [28] D. Monderer and L. S. Shapley, Potential games, *Games and Economic Behavior* **14**, 124 (1996).
- [29] H. Bar-Gera, Origin-based algorithm for the traffic assignment problem, *Transportation Science* **36**, 398 (2002).
- [30] K. Y. M. Wong and D. Saad, Inference and optimization of real edges on sparse graphs: A statistical physics perspective, *Phys. Rev. E* **76**, 011115 (2007).
- [31] K. Y. M. WONG, D. SAAD, and C. H. YEUNG, Distributed optimization in transportation and logistics networks, *IEICE Transactions on Communications* **E99.B**, 2237 (2016).
- [32] M. Hoefer, L. Olbrich, and A. Skopalik, Taxing subnetworks, in *Internet and Network Economics*, edited by C. Papadimitriou and S. Zhang (Springer Berlin Heidelberg, Berlin, Heidelberg, 2008) pp. 286–294.
- [33] A. Migdalas, Bilevel programming in traffic planning: Models, methods and challenge, *Journal of Global Optimization* **7**, 381 (1995).
- [34] A. Wood, B. Wollenberg, and G. Sheblé, *Power Generation, Operation, and Control* (Wiley, Hoboken, New Jersey, 2013).
- [35] X.-P. Zhang, C. Rehtanz, and B. Pal, *Flexible AC Transmission Systems: Modelling and Control* (Springer, Berlin, Heidelberg, 2006).
- [36] J. W. Rocks, H. Ronellenfitsch, A. J. Liu, S. R. Nagel, and E. Katifori, Limits of multifunctionality in tunable networks, *Proceedings of the National Academy of Sciences* **116**, 2506 (2019).
- [37] M. Stern, D. Hexner, J. W. Rocks, and A. J. Liu, Supervised learning in physical networks: From machine learning to learning machines, *Phys. Rev. X* **11**, 021045 (2021).
- [38] F. Eaton and Z. Ghahramani, Choosing a variable to clamp, in *Proceedings of the Twelfth International Conference on Artificial Intelligence and Statistics*, Proceedings of Machine Learning Research, Vol. 5, edited by D. van Dyk and M. Welling (PMLR, Hilton Clearwater Beach Resort, Clearwater Beach, Florida USA, 2009) pp. 145–152.
- [39] J. Domke, Learning graphical model parameters with approximate marginal inference, *IEEE Transactions on Pattern Analysis and Machine Intelligence* **35**, 2454 (2013).
- [40] R. W. Rosenthal, The network equilibrium problem in integers, *Networks* **3**, 53 (1973).
- [41] C. H. Yeung and D. Saad, Competition for shortest paths on sparse graphs, *Phys. Rev. Lett.* **108**, 208701 (2012).
- [42] C. H. Yeung, D. Saad, and K. Y. M. Wong, From the physics of interacting polymers to optimizing routes on the london underground, *Proceedings of the National Academy of Sciences* **110**, 13717 (2013).
- [43] H. F. Po, C. H. Yeung, and D. Saad, Futility of being selfish in optimized traffic, *Phys. Rev. E* **103**, 022306 (2021).
- [44] J. D. Garcia, G. Bodin, davide f, I. Fiske, M. Besançon, and N. Laws, joaquimg/bileveljump.jl: v0.4.1, <https://doi.org/10.5281/zenodo.4556393> 10.5281/zenodo.4556393 (2021).
- [45] C. H. Yeung and K. Y. M. Wong, Optimal location of sources in transportation networks, *Journal of Statistical Mechanics: Theory and Experiment* **2010**, P04017 (2010).
- [46] P. Rebeschini and S. Tatikonda, A new approach to laplacian solvers and flow problems, *Journal of Machine Learning Research* **20**, 1 (2019).
- [47] G. H. Golub and V. Pereyra, The differentiation of pseudo-inverses and nonlinear least squares problems whose variables separate, *SIAM Journal on Numerical Analysis* **10**, 413 (1973).

Bilevel Optimization in Flow Networks – A Message-passing Approach – Supplemental Material

Bo Li¹ and David Saad¹

¹*Non-linearity and Complexity Research Group, Aston University, Birmingham, B4 7ET, United Kingdom*

I. MESSAGE-PASSING ALGORITHMS FOR ROUTING GAME

In this section, we provide details of the message-passing (MP) algorithm for the routing game in road networks, modeled by a directed graph $G(V, E)$.

A. Problem Setting and Notation

A directed edge e in the directed graph is represented by an ordered tuple $e = (i, j)$, where node i is the head and node j is the tail of edge e , i.e., $i = h(e), j = t(e)$. Note that there can be at most two directed edges connecting node i and node j , i.e., $e = (i, j), e' = (j, i)$.

We write the set of incoming edges to node i as $\partial_i^{\text{in}} = \{e | e \in E, t(e) = i\}$, the set of outgoing edges from node i as $\partial_i^{\text{out}} = \{e | e \in E, h(e) = i\}$ and the set of edges adjacent to node i as $\partial i = \partial_i^{\text{in}} \cup \partial_i^{\text{out}}$. For convenience, we define the incident operator $B : E \rightarrow V$, with matrix elements

$$B_{i,e} = \begin{cases} 1, & \text{if } e \in \partial_i^{\text{in}} \\ -1, & \text{if } e \in \partial_i^{\text{out}} \\ 0, & \text{otherwise.} \end{cases} \quad (1)$$

Consider the scenario where all users travel to a universal destination \mathcal{D} . The edge flows resulting from users' path choices satisfy the flow conservation constraints,

$$\begin{aligned} R_i &:= \Lambda_i + \sum_{e \in \partial_i^{\text{in}}} x_e - \sum_{e \in \partial_i^{\text{out}}} x_e \\ &= \Lambda_i + \sum_{e \in \partial i} B_{i,e} x_e = 0, \quad \forall i \neq \mathcal{D}, \end{aligned} \quad (2)$$

and the non-negativity constraints

$$x_e \geq 0, \quad \forall e. \quad (3)$$

Due to the flow conservation constraint, any resource on a leaf node i with only one outgoing edge (i.e., $|\partial_i^{\text{out}}| = 1, |\partial_i^{\text{in}}| = 0$) must be transmitted to its only neighboring node j . Similarly, if a leaf node i with only one incoming edge (i.e., $|\partial_i^{\text{in}}| = 1, |\partial_i^{\text{out}}| = 0$) is the destination node, then traffic must first arrive at its only neighboring node j , and then go through the edge (j, i) to the destination. In the former case, one can remove the leaf node i and add Λ_i resources to its neighboring node j . In the latter, one can simply set node j as the destination. By preprocessing the network using the above reduction, we can reduce the network to have no leaf nodes.

Denoting $\ell_e(x_e)$ as the latency function on edge e , the Wardrop equilibrium can be obtained by minimizing the following potential function

$$\Phi(\mathbf{x}) = \sum_{e \in E} \int_0^{x_e} \ell_e(y) dy =: \sum_{e \in E} \phi_e(x_e), \quad (4)$$

subject to the flow conservation (2) and non-negativity constraints (3). In the presence of tolls $\{\tau_e\}$ on edges, one replaces the latency function $\ell_e(x_e)$ in Eq. (4) by $\ell_e^T(x_e) = \ell_e(x_e) + \tau_e$, assuming the same gauge between latency and toll can be used for all users (more precisely $\ell_e^T(x_e) = \ell_e(x_e) + \chi \tau_e$ with χ being a certain coefficient converting money to time which is set to one in some appropriate unit).

On the other hand, the social cost is defined as

$$H(\mathbf{x}) = \sum_{e \in E} x_e \ell_e(x_e) =: \sum_{e \in E} \sigma_e(x_e), \quad (5)$$

where the corresponding minimizer is the social optimum. Tolls are not assumed to contribute to the social cost $H(\mathbf{x})$.

B. MP Equations for Smooth Message Functions

The MP equation for minimizing the potential $\Phi(\mathbf{x})$ reads

$$\Phi_{i \rightarrow e}(x_e) = \min_{\{x_{e'} \geq 0\} | R_i = 0} \sum_{e' \in \partial i \setminus e} \left[\Phi_{e' \rightarrow i}(x_{e'}) + \phi_{e'}(x_{e'}) \right], \quad (6)$$

where the message function $\Phi_{i \rightarrow e}(x_e)$ is called the cavity energy in the jargon of statistical physics. Denoting $e = (i, j)$ and $e' = (k, i)$, we can write $\Phi_{e' \rightarrow i}(x_{e'}) = \Phi_{k \rightarrow e'}(x_{e'})$.

In this framework, one needs to keep track of the profile of the message functions $\Phi_{i \rightarrow e}(x_e)$, which is only practical if they are restricted to a certain family of functions and are easy to optimize. One can approximate the message function $\Phi_{i \rightarrow e}(x_e)$ by its series expansion around the working point $\tilde{x}_{i \rightarrow e}$ [1]

$$\begin{aligned} \Phi_{i \rightarrow e}(x_e) &= \Phi_{i \rightarrow e}(\tilde{x}_{i \rightarrow e} + \varepsilon_e) \\ &\approx \Phi_{i \rightarrow e}(\tilde{x}_{i \rightarrow e}) + \beta_{i \rightarrow e} | \tilde{x}_{i \rightarrow e} \cdot \varepsilon_e + \frac{1}{2} \alpha_{i \rightarrow e} | \tilde{x}_{i \rightarrow e} \cdot (\varepsilon_e)^2, \end{aligned} \quad (7)$$

where $\beta_{i \rightarrow e}$ and $\alpha_{i \rightarrow e}$ are the first and second derivatives of $\Phi_{i \rightarrow e}$ evaluated at the working point $\tilde{x}_{i \rightarrow e}$, assuming the message function $\Phi_{i \rightarrow e}(x_e)$ is smooth in the vicinity of $\tilde{x}_{i \rightarrow e}$. The MP equations have been derived in [1] for undirected flow networks. Here, we extend it to directed graph with non-negativity flow constraints.

Similarly, the interaction term $\phi_{e'}(x_{e'})$ is also approximated as $\phi_{e'}(x_{e'}) \approx \phi_{e'}(\tilde{x}_{i \rightarrow e}) + \phi'_{e'}(\tilde{x}_{k \rightarrow e'}) \varepsilon_e + \frac{1}{2} \phi''_{e'}(\tilde{x}_{k \rightarrow e'}) (\varepsilon_e)^2$. To solve the local optimization problem in Eq. (6) over the variables on edges $\{k \rightarrow e' | e' \in \partial i \setminus e\}$, we introduce the Lagrangian

$$\begin{aligned} L_{i \rightarrow e} &= \sum_{e' \in \partial i \setminus e} \left[\frac{1}{2} \alpha_{k \rightarrow e'} (\varepsilon_{e'})^2 + \beta_{k \rightarrow e'} \varepsilon_{e'} + \frac{1}{2} \phi''_{e'}(\tilde{x}_{k \rightarrow e'}) (\varepsilon_{e'})^2 + \phi'_{e'}(\tilde{x}_{k \rightarrow e'}) \varepsilon_{e'} \right] \\ &\quad + \mu_{i \rightarrow e} R_i + \sum_{e' \in \partial i \setminus e} \lambda_{e'} (\tilde{x}_{k \rightarrow e'} + \varepsilon_{e'}), \end{aligned} \quad (8)$$

where $\mu_{i \rightarrow e}$ and $\lambda_{e'}$ are the Lagrange multipliers for the flow conservation constraint $R_i = 0$ and flow non-negativity constraint $x_{e'} \geq 0$, respectively. Solving the extremum equation $\frac{\partial L_{i \rightarrow e}}{\partial \varepsilon_{e'}} = 0$ gives

$$\varepsilon_{e'}^*(\mu_{i \rightarrow e}) = \max \left(\frac{-1}{\alpha_{k \rightarrow e'} + \phi''_{e'}} (\mu_{i \rightarrow e} B_{i, e'} + \phi'_{e'} + \beta_{k \rightarrow e'}), -\tilde{x}_{k \rightarrow e'} \right), \quad (9)$$

and the corresponding optimal cavity flow is

$$x_{k \rightarrow e'}^*(\mu_{i \rightarrow e}) = \tilde{x}_{k \rightarrow e'} + \varepsilon_{e'}^*(\mu_{i \rightarrow e}) = \max \left(\tilde{x}_{k \rightarrow e'} - \frac{\mu_{i \rightarrow e} B_{i, e'} + \phi'_{e'} + \beta_{k \rightarrow e'}}{\alpha_{k \rightarrow e'} + \phi''_{e'}}, 0 \right). \quad (10)$$

The Lagrange multiplier (or the dual variable) $\mu_{i \rightarrow e}$ needs to satisfy

$$R_{i \rightarrow e}(\mu_{i \rightarrow e}; x_e) := \sum_{e' \in \partial i \setminus e} B_{i, e'} x_{k \rightarrow e'}^*(\mu_{i \rightarrow e}) + B_{i, e} x_e + \Lambda_i = 0. \quad (11)$$

The function $R_{i \rightarrow e}(\mu; x_e)$ is a non-increasing piece-wise linear function of μ . To determine the value of $\mu_{i \rightarrow e}^*$ at the optimum, we need to find the root of $R_{i \rightarrow e}(\mu; x_e)$, which can be done in finite steps by following the breakpoints of the piece-wise linear function $R_{i \rightarrow e}(\mu; x_e)$. Upon obtaining the optimal dual variable $\mu_{i \rightarrow e}^*$, the messages $\beta_{i \rightarrow e}$ and $\alpha_{i \rightarrow e}$ are calculated by

$$\beta_{i \rightarrow e} = \frac{\partial \Phi_{i \rightarrow e}^*(x_e)}{\partial x_e} = \frac{\partial L_{i \rightarrow e}^*}{\partial x_e} = B_{i, e} \mu_{i \rightarrow e}^*, \quad (12)$$

$$\begin{aligned} \alpha_{i \rightarrow e} &= \frac{\partial^2 \Phi_{i \rightarrow e}^*(x_e)}{\partial x_e^2} = B_{i, e} \frac{\partial \mu_{i \rightarrow e}^*}{\partial x_e} = B_{i, e} \left[\frac{\partial x_e}{\partial \mu} \Big|_{\mu = \mu_{i \rightarrow e}^*} \right]^{-1} \\ &= - \left[\frac{\partial}{\partial \mu} \sum_{e' \in \partial i \setminus e} B_{i, e'} x_{k \rightarrow e'}^*(\mu) \Big|_{\mu = \mu_{i \rightarrow e}^*} \right]^{-1} \\ &= \left[\sum_{e' \in \partial i \setminus e} \frac{1}{\alpha_{k \rightarrow e'} + \phi''_{e'}} \Theta \left((\alpha_{k \rightarrow e'} + \phi''_{e'}) \tilde{x}_{k \rightarrow e'} - (\mu_{i \rightarrow e}^* B_{i, e'} + \phi'_{e'} + \beta_{k \rightarrow e'}) \right) \right]^{-1}, \end{aligned} \quad (13)$$

where $\Theta(\cdot)$ is the Heaviside step function. The shadow price interpretation of Lagrangian multiplier has been used in Eq. (12) and the inverse function theorem has been used in Eq. (13). In the implementation of the algorithm, we take $x_e = \tilde{x}_{i \rightarrow e}$ in solving Eq. (11).

1. Destination node \mathcal{D}

There are two ways to treat the destination node \mathcal{D} :

- Method I: Since the destination node \mathcal{D} has no constraint, it will absorb all incoming flows (like a grounded node in an electric circuit). So it has no preference for network flows of the incident edges, such that $\Phi_{\mathcal{D} \rightarrow e}(x_e) = 0$ and

$$\alpha_{\mathcal{D} \rightarrow e} = 0, \quad \beta_{\mathcal{D} \rightarrow e} = 0. \quad (14)$$

- Method II: Alternatively, one can set an explicit constraint on the flows to the destination node \mathcal{D}

$$R_{\mathcal{D}} := \Lambda_{\mathcal{D}} + \sum_{e \in \partial \mathcal{D}} B_{\mathcal{D}, e} x_e = 0, \quad (15)$$

where $\Lambda_{\mathcal{D}} = -\sum_{i \neq \mathcal{D}} \Lambda_i$. Then the messages from the destination node \mathcal{D} are calculated in the same way as other nodes given by Eqs. (12) and (13).

Method I is used for the experiments of routing games in the main text.

2. Working Points

We also need a scheme to update the the working points $\{\tilde{x}_{i \rightarrow e}\}$ at which the messages $\{\alpha_{i \rightarrow e}, \beta_{i \rightarrow e}\}$ are defined. Here, we suggest to update the working point $\tilde{x}_{i \rightarrow e}$ such that it gets closer to the equilibrium flow x_e^* [1]

$$\begin{aligned} x_e^* &= \arg \min_{x_e \geq 0} [\Phi_{i \rightarrow e}(x_e) + \Phi_{j \rightarrow e}(x_e) + \phi_e(x_e)] \\ &= \arg \min_{x_e \geq 0} \left[\frac{1}{2}(\alpha_{i \rightarrow e} + \frac{1}{2}\phi_e''(\tilde{x}_{i \rightarrow e}))(x_e - \tilde{x}_{i \rightarrow e})^2 + (\beta_{i \rightarrow e} + \frac{1}{2}\phi_e'(\tilde{x}_{i \rightarrow e}))(x_e - \tilde{x}_{i \rightarrow e}) \right. \\ &\quad \left. + \frac{1}{2}(\alpha_{j \rightarrow e} + \frac{1}{2}\phi_e''(\tilde{x}_{j \rightarrow e}))(x_e - \tilde{x}_{j \rightarrow e})^2 + (\beta_{j \rightarrow e} + \frac{1}{2}\phi_e'(\tilde{x}_{j \rightarrow e}))(x_e - \tilde{x}_{j \rightarrow e}) \right] \\ &= \max \left(\frac{(\alpha_{i \rightarrow e} + \frac{1}{2}\phi_e''(\tilde{x}_{i \rightarrow e}))\tilde{x}_{i \rightarrow e} + (\alpha_{j \rightarrow e} + \frac{1}{2}\phi_e''(\tilde{x}_{j \rightarrow e}))\tilde{x}_{j \rightarrow e} - (\beta_{i \rightarrow e} + \beta_{j \rightarrow e} + \frac{1}{2}\phi_e'(\tilde{x}_{i \rightarrow e}) + \frac{1}{2}\phi_e'(\tilde{x}_{j \rightarrow e}))}{\alpha_{i \rightarrow e} + \alpha_{j \rightarrow e} + \frac{1}{2}\phi_e''(\tilde{x}_{i \rightarrow e}) + \frac{1}{2}\phi_e''(\tilde{x}_{j \rightarrow e})}, 0 \right). \end{aligned} \quad (16)$$

Furthermore, a learning rate s is applied to update the working point

$$\tilde{x}_{i \rightarrow e}^{\text{new}} \leftarrow s x_e^* + (1 - s) \tilde{x}_{i \rightarrow e}^{\text{old}}, \quad (17)$$

such that $\tilde{x}_{i \rightarrow e}$ does not jump too drastically; otherwise the messages $\alpha_{i \rightarrow e}$ and $\beta_{i \rightarrow e}$ will approximate the curvature and slope of the message function $\Phi_{i \rightarrow e}(x_e)$ less precisely.

C. Non-Smooth Message Functions

1. Qualitative Picture

The MP algorithms in Sec. IB work well if the smoothness assumption of the message function $\Phi_{i \rightarrow e}(x_e)$ holds. However, it is not always the case in the routing game problem, where the non-smoothness is induced by the non-negativity constraints of Eq. (3). Direct implementation of the MP algorithms in Sec. IB leads to oscillations of the messages when the traffic patterns are sparse. In fact, similar non-convergence phenomena have been noticed in the system with a non-smooth energy function [1].

To better understand this phenomenon, we examine $R_{i \rightarrow e}(\mu; x_e)$ as a function of the Lagrange multiplier μ in Eq. (11), of which the root μ^* (satisfying $R_{i \rightarrow e}(\mu^*, x_e) = 0$) will determine $\beta_{i \rightarrow e}$ and $\alpha_{i \rightarrow e}$ in Eqs. (12) and (13).

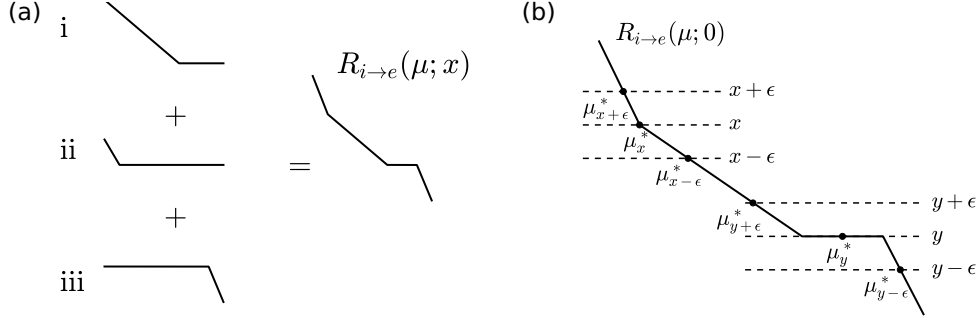


Figure 1. (a) The net resource $R_{i \rightarrow e}(\mu; x)$ defined in Eq. (11) is a non-increasing piecewise-linear function of the Lagrange multiplier μ . Cases (i) and (ii) correspond to edges e' incoming to node i ($B_{i,e'} = 1$), while case (iii) corresponds to edge e' outgoing of node i ($B_{i,e'} = -1$). (b) The roots of $R_{i \rightarrow e}(\mu; x_e)$ in the vicinity of $x_e = x$ and $x_e = y$. It is assumed that edge e is an outgoing edge of node i (with $B_{i,e} = -1$) such that finding the root of $R_{i \rightarrow e}(\mu; x_e)$ is equivalent to solving $R_{i \rightarrow e}(\mu; 0) = x_e$. For infinitesimal ϵ , if the flow x_e changes from $x + \epsilon$ to $x - \epsilon$, the solution of the Lagrange multiplier changes continuously from $\mu_{x+\epsilon}^*$ to $\mu_{x-\epsilon}^*$. On the other hand, there is a plateau at $R_{i \rightarrow e}(\mu; 0) = y$, so that when the flow x_e changes from $y + \epsilon$ to $y - \epsilon$, the solution of the Lagrange multiplier changes discontinuously from $\mu_{y+\epsilon}^*$ to $\mu_{y-\epsilon}^*$.

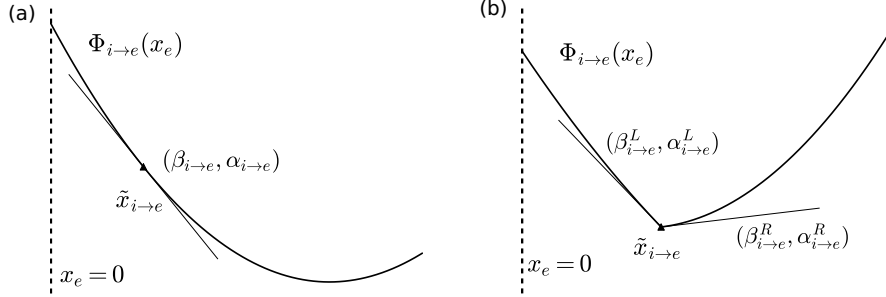


Figure 2. (a) Smooth message function $\Phi_{i \rightarrow e}(x_e)$, corresponding to $x_e = x$ in Fig. 1(b). (b) Non-smooth message function $\Phi_{i \rightarrow e}(x_e)$ with one breakpoint, corresponding to $x_e = y$ in Fig. 1(b), where the first and second derivatives of $\Phi_{i \rightarrow e}(x_e)$ are discontinuous near $x_e = y$.

The function $R_{i \rightarrow e}(\mu; x_e)$ is non-increasing piecewise-linear function as illustrated in Fig. 1(a). Assuming edge e is an outgoing edge of node i (with $B_{i,e} = -1$), finding the root of $R_{i \rightarrow e}(\mu; x_e)$ is equivalent to solving $R_{i \rightarrow e}(\mu; 0) = x_e$. Consider the configuration in Fig. 1(b), where the solution of $R_{i \rightarrow e}(\mu; 0) = y$ occurs at a plateau, such that the solution (denoted as μ_y^*) is degenerate; when the flow x_e changes infinitesimally from $y + \epsilon$ to $y - \epsilon$, the solution of the Lagrange multiplier changes discontinuously from $\mu_{y+\epsilon}^*$ to $\mu_{y-\epsilon}^*$. In this case, the slope $\beta_{i \rightarrow e}$ of the cavity energy $\Phi_{i \rightarrow e}(x_e)$ changes discontinuously from $x_e = y + \epsilon$ to $x_e = y - \epsilon$, while the curvature $\alpha_{i \rightarrow e}$ is ill-defined at $x_e = y$. The profiles of the message function $\Phi_{i \rightarrow e}(x_e)$ in the smooth and non-smooth cases are illustrated in Fig. 2. If the normal messages $\{\beta_{i \rightarrow e}, \alpha_{i \rightarrow e}\}$ are used when the message function $\Phi_{i \rightarrow e}(x_e)$ is non-smooth, the solution will be jumping between the two branches, resulting in non-convergence behaviors of the MP algorithms as observed in Ref. [1].

2. Criteria for Non-smooth Message Function

As mentioned above, the message function $\Phi_{i \rightarrow e}(x_e)$ is non-smooth if the solution of μ in Eq. (11) is degenerate. This occurs if the optimal flow $x_{k \rightarrow e'}^*(\mu_{i \rightarrow e})$ of all descendant edges $e' \in \partial i \setminus e$ are inactive, i.e., lying in the zero branch of the function in Eq. (10); when $B_{i,e}x_e + \Lambda_i = 0$, the flow conservation equation $R_{i \rightarrow e}(\mu; x_e) = \sum_{e' \in \partial i \setminus e} B_{i,e'} x_{k \rightarrow e'}^*(\mu) = 0$ has degenerate solutions. In this case, all the resources Λ_i are transmitted along edge e , while the flows on all other edges $\partial i \setminus e$ adjacent to node i are idle. When $\Lambda_i > 0$, edge $i \rightarrow e$ is a leaf in the subgraph with edges holding non-zero flows, therefore we call edge $i \rightarrow e$ a primary effective leaf in such cases. Since $\Lambda_i \geq 0$ and $x_e \geq 0$, only the out-going edge $i \rightarrow e$ from node i (with $B_{i,e} = -1$) can be a primary effective leaf.

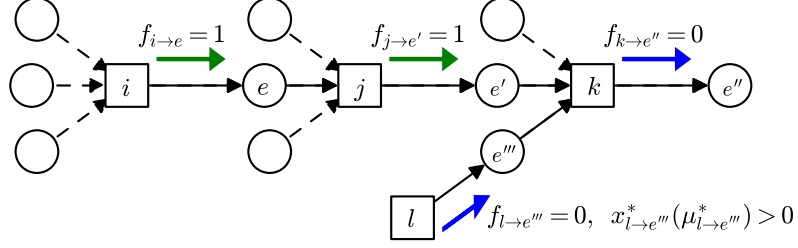


Figure 3. Illustration of the effective leaf edges. Arrows with dashed lines correspond to edges with zero optimal cavity flow $x^*(\mu^*)$ in the MP calculation (expression given in Eq. (10)) of one of its downstream edges. Edge $i \rightarrow e$ is a primary effective leaf (assuming $\Lambda_i > 0$), as all the upstream optimal flows are zero. Edge $j \rightarrow e'$ is a general effective leaf, as its upstream edges are either effective leaves or attain zero optimal cavity flows. Edge $k \rightarrow e''$ is a non-effective leaf, as its upstream edge $l \rightarrow e'''$ is a non-effective leaf and it has a non-zero optimal flow $x_{l \rightarrow e'''}^*(\mu_{l \rightarrow e'''}^*) > 0$.

The leaf state can also propagate from primary effective leaves to downstream edges. We define edge $i \rightarrow e$ to be a general effective leaf if and only if $\forall e' \in \partial i \setminus e$, either (i) the optimal flow $x_{k \rightarrow e'}^*(\mu_{i \rightarrow e}^*) = 0$ in Eq. (10) or (ii) edge $k \rightarrow e'$ is a general effective leaf. A primary leaf is by default a general effective leaf. If an edge $i \rightarrow e$ is an effective leaf, we denote $f_{i \rightarrow e} = 1$, otherwise $f_{i \rightarrow e} = 0$. An example of effective leaf configurations is shown in Fig 3.

It can be proved by contradiction that only out-going edges $i \rightarrow e$ with $B_{i,e} = -1$ can be general effective leaves under the condition $\Lambda_i \geq 0$. The set of effective leaves in the upstream of edge $i \rightarrow e$ is $EL_{i \rightarrow e} = \{e' | e' \in \partial i \setminus e, f_{k \rightarrow e'} = 1\}$, while the set of non-effective leaves is $NEL_{i \rightarrow e} = \{e' | e' \in \partial i \setminus e, f_{k \rightarrow e'} = 0\}$.

Since there is at most one plateau in the function $R_{i \rightarrow e}(\mu; x)$, the cavity message $\Phi_{i \rightarrow e}(x_e)$ has at most one breakpoint. For an effective leaf edge $i \rightarrow e$, we always use the breakpoint of the message function (denoted as $\tilde{x}_{i \rightarrow e}^b$) as the working point, such that $\Phi_{i \rightarrow e}(x_e)$ has the following expression

$$\Phi_{i \rightarrow e}(x_e) = \begin{cases} \frac{1}{2} \alpha_{i \rightarrow e}^L (x_e - \tilde{x}_{i \rightarrow e}^b)^2 + \beta_{i \rightarrow e}^L (x_e - \tilde{x}_{i \rightarrow e}^b) + E_{i \rightarrow e}(\tilde{x}_{i \rightarrow e}^b) & x < \tilde{x}_{i \rightarrow e}^b, \\ \frac{1}{2} \alpha_{i \rightarrow e}^R (x_e - \tilde{x}_{i \rightarrow e}^b)^2 + \beta_{i \rightarrow e}^R (x_e - \tilde{x}_{i \rightarrow e}^b) + E_{i \rightarrow e}(\tilde{x}_{i \rightarrow e}^b) & x > \tilde{x}_{i \rightarrow e}^b. \end{cases} \quad (18)$$

For a primary effective leaf edge $i \rightarrow e$, the breakpoint is $\tilde{x}_{i \rightarrow e}^b = \Lambda_i$. For a general effective leaf edge $i \rightarrow e$, the breakpoint is most likely (but not always) located at the value of effective resource defined as

$$\Lambda_{i \rightarrow e}^{\text{eff}} := \Lambda_i + \sum_{e' \in EL_{i \rightarrow e}} B_{i,e'} \tilde{x}_{i \rightarrow e'}^b. \quad (19)$$

D. MP Equations for Non-smooth Message Functions

The MP equations for non-smooth message functions can be obtained with the information on effective leaf status of upstream edges, where one replaces the quadratic expansion $\Phi_{i \rightarrow e}(\tilde{x}_{i \rightarrow e} + \varepsilon_e) \approx \Phi_{i \rightarrow e}(\tilde{x}_{i \rightarrow e}) + \beta_{i \rightarrow e} \varepsilon_e + \frac{1}{2} \alpha_{i \rightarrow e} (\varepsilon_e)^2$ by the piecewise quadratic counterpart in Eq. (18) when edge $i \rightarrow e$ is determined to be an effective leaf, and the double-sided message parameters $\{\alpha_{i \rightarrow e}^L, \beta_{i \rightarrow e}^L, \alpha_{i \rightarrow e}^R, \beta_{i \rightarrow e}^R\}$ are maintained and passed to its downstream edges.

For updating the messages, the computation of $\min_{\{x_{e'} \geq 0\} | R_i = 0} \sum_{e' \in \partial i \setminus e} [\Phi_{k \rightarrow e'}(x_{e'}) + \phi_{e'}(x_{e'})]$ can be tedious if there are multiple effective leaf edges in $\{k \rightarrow e' | e' \in \partial i \setminus e\}$, where one needs to solve for a quadratic optimization of every case, where one branch of each non-smooth message function is selected each time (there are $2^{|EL_{i \rightarrow e}|}$ such cases in total). To simplify this process, we propose to firstly fix the flow $x_{e'}$ of effective leaves $EL_{i \rightarrow e}$ to be their breakpoints $\tilde{x}_{k \rightarrow e'}^b$ and then optimize non-effective leaf edges $NEL_{i \rightarrow e}$

$$\min_{\{\varepsilon_{e'} | e' \in NEL_{i \rightarrow e}\}} \sum_{e' \in NEL_{i \rightarrow e}} \left[\Phi_{k \rightarrow e'}(\tilde{x}_{k \rightarrow e'} + \varepsilon_{e'}) + \phi(\tilde{x}_{k \rightarrow e'} + \varepsilon_{e'}) \right], \quad (20)$$

$$\begin{aligned}
\text{s. t. } 0 &= \sum_{e' \in NEL_{i \rightarrow e}} B_{i,e'} [\tilde{x}_{k \rightarrow e'} + \varepsilon_{e'}] + \sum_{e' \in EL_{i \rightarrow e}} B_{i,e'} \tilde{x}_{k \rightarrow e'}^b + B_{i,e} x_e + \Lambda_i \\
&= \sum_{e' \in NEL_{i \rightarrow e}} B_{i,e'} [\tilde{x}_{k \rightarrow e'} + \varepsilon_{e'}] + \Lambda_{i \rightarrow e}^{\text{eff}} + B_{i,e} x_e,
\end{aligned} \tag{21}$$

$$0 \leq \tilde{x}_{k \rightarrow e'} + \varepsilon_{e'}. \tag{22}$$

We then perturb the optimal solution by perturbing some of the flows $x_{e'}$ of upstream edges $e' \in \partial i \setminus e$ by an infinitesimal amount dx as $x_{e'} = x_{k \rightarrow e'}^* + \eta_{e'} dx$ for non-effective leaves and $x_{e'} = \tilde{x}_{k \rightarrow e'}^b + \eta_{e'} dx$ for effective leaves with $\eta_{e'} = 0, \pm 1$. For non-smooth message function, $\eta_{e'} = -1$ and $\eta_{e'} = 1$, corresponding to the left and the right branch of $\Phi_{k \rightarrow e'}(x_{e'})$, respectively. To obey the flow conservation constraint $R_i = 0$, the perturbation coefficient $\eta_{e'}$ must satisfy $\sum_{e' \in \partial i \setminus e} B_{i,e'} \eta_{e'} = 0$.

If the perturbation configuration $\{\eta_{e'}^*\}$ leading to the lowest energy of $\sum_{e' \in \partial i \setminus e} [\Phi_{e' \rightarrow i}(x_{e'}) + \phi_{e'}(x_{e'})]$ reduces the outcome of Eq. (20), we need to consider adding the effective leafs $k \rightarrow e'$ with $\eta_{e'}^* \neq 0$ as active optimization variables in addition to the non-effective leafs. Specifically, we define $\eta^{\text{active}} = \{e' | e' \in EL_{i \rightarrow e}, \eta_{e'}^* \neq 0\}$, and proceed to solve

$$\min_{\{\varepsilon_{e'} | e' \in NEL_{i \rightarrow e} \cup \eta^{\text{active}}\}} \sum_{e' \in NEL_{i \rightarrow e} \cup \eta^{\text{active}}} \left[\Phi_{k \rightarrow e'}(\tilde{x}_{k \rightarrow e'} + \varepsilon_{e'}) + \phi(\tilde{x}_{k \rightarrow e'} + \varepsilon_{e'}) \right], \tag{23}$$

$$\begin{aligned}
\text{s. t. } 0 &= \sum_{e' \in NEL_{i \rightarrow e} \cup \eta^{\text{active}}} B_{i,e'} [\tilde{x}_{k \rightarrow e'} + \varepsilon_{e'}] \\
&\quad + \sum_{e' \in EL_{i \rightarrow e} \setminus \eta^{\text{active}}} B_{i,e'} \tilde{x}_{k \rightarrow e'}^b + B_{i,e} x_e + \Lambda_i,
\end{aligned} \tag{24}$$

$$0 \leq \tilde{x}_{k \rightarrow e'} + \varepsilon_{e'}, \tag{25}$$

where we use $\Phi_{k \rightarrow e'} = \frac{1}{2} \alpha_{k \rightarrow e'}^L \varepsilon_{e'}^2 + \beta_{k \rightarrow e'}^L \varepsilon_{e'}$ if $\eta_{e'}^* = -1$ and use $\Phi_{k \rightarrow e'} = \frac{1}{2} \alpha_{k \rightarrow e'}^R \varepsilon_{e'}^2 + \beta_{k \rightarrow e'}^R \varepsilon_{e'}$ if $\eta_{e'}^* = 1$.

The primal and dual variables in the optimum satisfy

$$x_{k \rightarrow e'}^*(\mu) = \tilde{x}_{k \rightarrow e'} + \varepsilon_{e'}^*(\mu) = \max \left(\tilde{x}_{k \rightarrow e'} - \frac{\mu B_{i,e'} + \phi'_{e'} + \beta_{k \rightarrow e'}}{\alpha_{k \rightarrow e'} + \phi''_{e'}}, 0 \right), \tag{26}$$

$$\begin{aligned}
R_{i \rightarrow e}(\mu; x_e) &= \sum_{e' \in NEL_{i \rightarrow e} \cup \eta^{\text{active}}} B_{i,e'} x_{k \rightarrow e'}^*(\mu) \\
&\quad + \sum_{e' \in EL_{i \rightarrow e} \setminus \eta^{\text{active}}} B_{i,e'} \tilde{x}_{k \rightarrow e'}^b + B_{i,e} x_e + \Lambda_i = 0.
\end{aligned} \tag{27}$$

If the solution μ^* in Eq. (27) is non-degenerate, we have

$$\beta_{i \rightarrow e} = B_{i,e} \mu^*, \tag{28}$$

$$\begin{aligned}
\alpha_{i \rightarrow e} &= \left[\sum_{e' \in NEL_{i \rightarrow e} \cup \eta^{\text{active}}} \frac{1}{\alpha_{k \rightarrow e'} + \phi''_{e'}} \right. \\
&\quad \left. \times \Theta \left((\alpha_{k \rightarrow e'} + \phi''_{e'}) \tilde{x}_{k \rightarrow e'} - (\mu^* B_{i,e'} + \phi'_{e'} + \beta_{k \rightarrow e'}) \right) \right]^{-1}.
\end{aligned} \tag{29}$$

On the other hand, if the solution μ^* is degenerate, we need to consider $x_e = \tilde{x}_{i \rightarrow e} - dx$ to solve for $\beta_{i \rightarrow e}^L, \alpha_{i \rightarrow e}^L$, and consider $x_e = \tilde{x}_{i \rightarrow e} + dx$ to solve for $\beta_{i \rightarrow e}^R, \alpha_{i \rightarrow e}^R$.

It can also be shown that $\beta_{i \rightarrow e}^R > \beta_{i \rightarrow e}^L$ and the non-smooth message function $\Phi_{i \rightarrow e}(x_e)$ is convex.

1. Update of the Working Points

If the message function $\Phi_{i \rightarrow e}(x_e)$ is non-smooth, we would like to bring the working point $\tilde{x}_{i \rightarrow e}$ to the vicinity of the breakpoint of the two branches. To determine whether an edge $i \rightarrow e$ is an effective leaf, we perform the following

procedure: We check the two following criteria: (i) each edge $k \rightarrow e'$ in the upstream edge set $\partial i \setminus e$ satisfies either $f_{k \rightarrow e'} = 1$ or $\tilde{x}_{k \rightarrow e'} = 0$; (ii) the difference between the current working point and the effective resource $|\tilde{x}_{i \rightarrow e} - \Lambda_{i \rightarrow e}^{\text{eff}}|$ is smaller than some threshold ($\Lambda_{i \rightarrow e}^{\text{eff}}$ is defined in Eq. (19)). If both criteria (i) and (ii) are met, then we use the effective resource as the working point $\tilde{x}_{i \rightarrow e} = \Lambda_{i \rightarrow e}^{\text{eff}}$, and perform the optimization $\min_{\{x_{e'} \geq 0\} | R_i = 0} \sum_{e' \in \partial i \setminus e} [\Phi_{k \rightarrow e'}(x_{e'}) + \phi_{e'}(x_{e'})]$; if it results in degenerate solutions of the Lagrangian multiplier μ^* for the flow conservation constraint, then edge $i \rightarrow e$ is determined as an effective leaf and the double-sided messages $\{\beta_{i \rightarrow e}^L, \alpha_{i \rightarrow e}^L, \beta_{i \rightarrow e}^R, \alpha_{i \rightarrow e}^R\}$ are computed. Otherwise, edge $i \rightarrow e$ is a non-effective leaf and the normal messages $\{\beta_{i \rightarrow e}, \alpha_{i \rightarrow e}\}$ are recorded.

If criteria (i) and (ii) are not met, we use the current value of the working point $\tilde{x}_{i \rightarrow e}$ to solve for the messages. Similarly, if the optimization leads to degenerate solutions of μ^* , then edge $i \rightarrow e$ is determined as an effective leaf. Otherwise, edge $i \rightarrow e$ is a non-effective leaf.

Similar to the case of smooth message functions in Sec. IB, the working point is updated as

$$\tilde{x}_{i \rightarrow e}^{\text{new}} \leftarrow s x_e^* + (1 - s) \tilde{x}_{i \rightarrow e}^{\text{old}}, \quad (30)$$

where $x_e^* = \arg \min_{x_e \geq 0} [\Phi_{i \rightarrow e}(x_e) + \Phi_{j \rightarrow e}(x_e) + \phi_e(x_e)]$.

E. Results of MP Algorithm for Routing Game

In this section, we report results of the MP algorithms described above. Taking into account the possible non-smooth structure of message functions $\Phi_{i \rightarrow e}(x_e)$, the MP algorithm converges well for various types of graphs and resource distributions. We demonstrate the effectiveness of the algorithm in Figures 4 and 5, where random regular graphs and small-world networks are considered. The small-world networks are obtained by rewiring square lattices with randomly chosen shortcut edges [2]. In Fig. 4, the flows adjacent to the destination node \mathcal{D} are unconstrained (Method I in Sec. IB 1). The MP algorithms converge to the correct equilibrium flows \mathbf{x}^* , and the empirical complexity for computing the equilibrium flows up to a certain error $|\mathbf{x}^{MP} - \mathbf{x}^*|$ is roughly $O(|E|^2)$.

In Fig. 5, we use Method II in Sec. IB 1, i.e., we put an explicit constraint to the flows adjacent to the destination node \mathcal{D} as

$$R_{\mathcal{D}} = \Lambda_{\mathcal{D}} + \sum_{e \in \partial \mathcal{D}} B_{\mathcal{D}, e} x_e = 0, \quad (31)$$

where $\Lambda_{\mathcal{D}} = -\sum_{i \neq \mathcal{D}} \Lambda_i$. In this approach, the MP algorithms converge much faster; the empirical complexity for computing the equilibrium flows up to a certain error $|\mathbf{x}^{MP} - \mathbf{x}^*|$ is roughly $O(|E|)$. However, there exists some networks where MP with Method II does not converge, while MP with Method I converges successfully. For the experiments in the main text, we use Method I to treat the destination node for its better convergence properties.

F. Extension to The Case of Multiple Destination

The case of multiple destinations can be studied similarly. The traffic flows can be classified into different classes according to their destinations. Let N_d denotes the number of destinations, and x_e^a denote the flow on edge e targeted at the a -th destination (or the a -th class), the lower-level optimization problem (for solving equilibrium flows) is defined as

$$\Phi(\mathbf{x}) = \sum_{e \in E} \int_0^{\sum_a x_e^a} \ell_e(y) dy = \sum_{e \in E} \phi_e \left(\sum_{a=1}^{N_d} x_e^a \right), \quad (32)$$

$$\text{s.t. } R_i^a := \Lambda_i^a + \sum_{e \in \partial i} B_{i, e} x_e^a = 0, \quad \forall i, a, \quad (33)$$

$$x_e \geq 0, \quad \forall e, a. \quad (34)$$

To accommodate the nonlinear interactions of flows of different classes $\{x_e^a\}$ in $\phi_e(\sum_a x_e^a)$, we adopt a coordinate-descent like approach in the MP algorithm as follows. In the treatment of the flows of class a , we fix the flows of

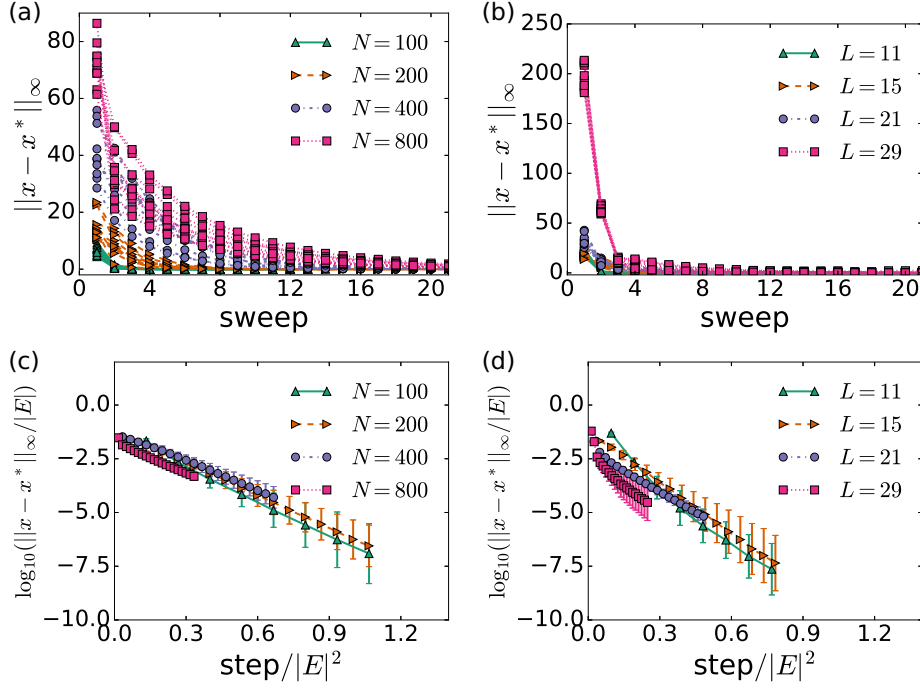


Figure 4. Convergence of the MP algorithm for routing games in networks to the equilibrium flows \mathbf{x}^* . Random regular graphs of degree 3 are considered in (a)(c), while small-world networks obtained by rewiring square lattices with randomly chosen shortcut edges (rewiring probability $p_{rw} = 0.05$) are considered in (b)(d), respectively. The flows adjacent to the destination node \mathcal{D} are unconstrained (Method I in Sec. IB 1), reminiscent of a grounded node in electric circuits. In (a)(b), the MP process for specific problem realizations is illustrated. Each sweep comprises $40|E|$ local MP updates. Panels (c)(d) are obtained by averaging over 10 problem realizations, and rescaling the MP runtime by $|E|^2$.

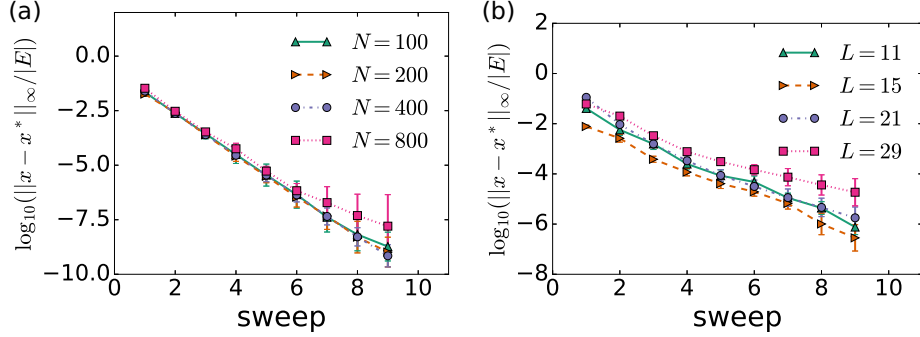


Figure 5. Same setting as in Fig. 4, except that the flows adjacent to the destination node \mathcal{D} explicitly obey the constraint $R_{\mathcal{D}} = \Lambda_{\mathcal{D}} + \sum_{e \in \partial \mathcal{D}} B_{\mathcal{D},e} x_e = 0$, where $\Lambda_{\mathcal{D}} = -\sum_{i \neq \mathcal{D}} \Lambda_i$ (Method II in Sec. IB 1). Each sweep comprises of $40|E|$ local MP updates.

other classes $\{x_e^b\}_{b \neq a}$ to their working points and compute the messages of class a as

$$\begin{aligned} \Phi_{i \rightarrow e}^a(x_e^a) &= \min_{\{x_{e'}^a \geq 0\} | R_i^a = 0} \sum_{e' \in \partial i \setminus e} \left[\Phi_{k \rightarrow e'}^a(x_{e'}^a) + \phi_{e'} \left(\sum_{b \neq a} \tilde{x}_{k \rightarrow e'}^b + x_{e'}^a \right) \right] \\ &= \min_{\{x_{e'}^a \geq 0\} | R_i^a = 0} \sum_{e' \in \partial i \setminus e} \left[\Phi_{k \rightarrow e'}^a(\tilde{x}_{k \rightarrow e'}^a + \varepsilon_{e'}^a) + \phi_{e'} \left(\sum_b \tilde{x}_{k \rightarrow e'}^b + \varepsilon_{e'}^a \right) \right]. \end{aligned} \quad (35)$$

We further adopt the approximations $\Phi_{k \rightarrow e'}^a(\tilde{x}_{k \rightarrow e'}^a + \varepsilon_{e'}^a) \approx \Phi_{k \rightarrow e'}^a(\tilde{x}_{k \rightarrow e'}^a) + \beta_{k \rightarrow e'}^a \varepsilon_{e'}^a + \frac{1}{2} \alpha_{k \rightarrow e'}^a (\varepsilon_{e'}^a)^2$ (augmented by a piecewise quadratic function if it is non-smooth) and $\phi_{e'}(\sum_b \tilde{x}_{k \rightarrow e'}^b + \varepsilon_{e'}^a) \approx \phi_{e'}(\sum_b \tilde{x}_{k \rightarrow e'}^b) + \phi'_{e'}(\sum_b \tilde{x}_{k \rightarrow e'}^b) \varepsilon_{e'}^a +$

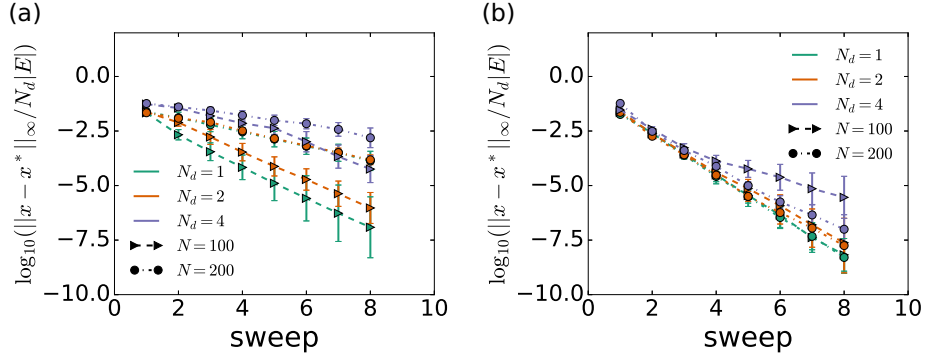


Figure 6. Message-passing algorithm for routing games with N_d destinations converges to the equilibrium flows \mathbf{x}^* . (a) Method I in Sec. IB 1) is used to treat the destination nodes. (b) Method II in Sec. IB 1) is used to treat the destination nodes. Each sweep comprises of $40|E|$ local MP updates.

$\frac{1}{2}\phi''_{e'}(\sum_b \tilde{x}_{k \rightarrow e'}^b)(\varepsilon_{e'}^a)^2$, and solve for the coefficients $\{\alpha_{i \rightarrow e}^a, \beta_{i \rightarrow e}^a\}$ as in the single-destination scenario. The resulting MP algorithm has the same structure as the one of single class described above, where its efficacy is shown in Fig. 6.

G. Bilevel Optimization in Routing Games

The toll optimization problem (for single destination) of the upper-level planner is defined as

$$\min_{\boldsymbol{\tau}} H(\mathbf{x}^*(\boldsymbol{\tau})) = \sum_{e \in E} x_e^*(\boldsymbol{\tau}) \ell_e(x_e^*(\boldsymbol{\tau})), \quad (36)$$

$$\text{s. t. constraints of } \boldsymbol{\tau}, \quad (37)$$

$$\mathbf{x}^*(\boldsymbol{\tau}) = \arg \min_{\mathbf{x}} \sum_{e \in E} \int_0^{x_e} [\ell_e(y) + \tau_e] dy, \quad (38)$$

$$\text{s.t. } x_e \geq 0, R_i = 0, \forall e, i. \quad (39)$$

The MP algorithm for computing the equilibrium flows $\mathbf{x}^*(\boldsymbol{\tau})$ for a given $\boldsymbol{\tau}$ is the same as the one introduced in Sec. I, by replacing $\phi_e(x_e) = \int_0^{x_e} \ell_e(y) dy$ by $\phi_e^\tau(x_e) = \int_0^{x_e} [\ell_e(y) + \tau_e] dy$.

The computation of the social optimum $H(\mathbf{x})$ has a similar form for computing the equilibrium flows, we therefore use a parallel MP procedure for the social cost

$$\begin{aligned} H_{i \rightarrow e}(x_e) &= \min_{\{x_{e'} \geq 0\} | R_i} \sum_{e' \in \partial i \setminus e} \left\{ H_{k \rightarrow e'}(x_{e'}) + \sigma(x_{e'}) \right\}, \\ &= \min_{\{x_{e'} \geq 0\} | R_i} \sum_{e' \in \partial i \setminus e} \left\{ \frac{1}{2} \gamma_{k \rightarrow e'} (\varepsilon_{e'})^2 + \delta_{k \rightarrow e'} \varepsilon_{e'} + \frac{1}{2} \sigma''_{e'}(\tilde{x}_{k \rightarrow e'}) (\varepsilon_{e'})^2 + \sigma'_{e'}(\tilde{x}_{k \rightarrow e'}) \varepsilon_{e'} \right\}, \end{aligned} \quad (40)$$

where $H_{k \rightarrow e'}(x_{e'})$ assumes a quadratic approximation and needs to be augmented by a piecewise quadratic function if it is non-smooth. It results in an upper-level MP algorithm having the same structure as the one for computing the equilibrium flows. The difference is that, since the flow is not directly driven by the central planner, the working point $\tilde{x}_{i \rightarrow e}$ is not updated at the upper level MP. Instead, the central planner updates the toll τ_e such that selfish users are attracted to the solution with a lower social cost.

When the toll τ_e on edge e is adapted, the marginal Nash-equilibrium flow x_e^N changes accordingly

$$x_e^N(\tau_e) = \arg \min_{x_e \geq 0} [\Phi_{i \rightarrow e}(x_e) + \Phi_{j \rightarrow e}(x_e) + \phi_e(x_e) + \tau_e x_e]. \quad (41)$$

For smooth message functions $\Phi_{i \rightarrow e}(x_e)$ and $\Phi_{j \rightarrow e}(x_e)$

$$x_e^N(\tau_e) = \max \left(\frac{(\alpha_{i \rightarrow e} + \frac{1}{2} \phi''_{i \rightarrow e}) \tilde{x}_{i \rightarrow e} + (\alpha_{j \rightarrow e} + \frac{1}{2} \phi''_{j \rightarrow e}) \tilde{x}_{j \rightarrow e} - (\beta_{i \rightarrow e} + \beta_{j \rightarrow e} + \tau_e + \frac{1}{2} \phi'_{i \rightarrow e} + \frac{1}{2} \phi'_{j \rightarrow e})}{\alpha_{i \rightarrow e} + \alpha_{j \rightarrow e} + \frac{1}{2} \phi''_{i \rightarrow e} + \frac{1}{2} \phi''_{j \rightarrow e}}, 0 \right), \quad (42)$$

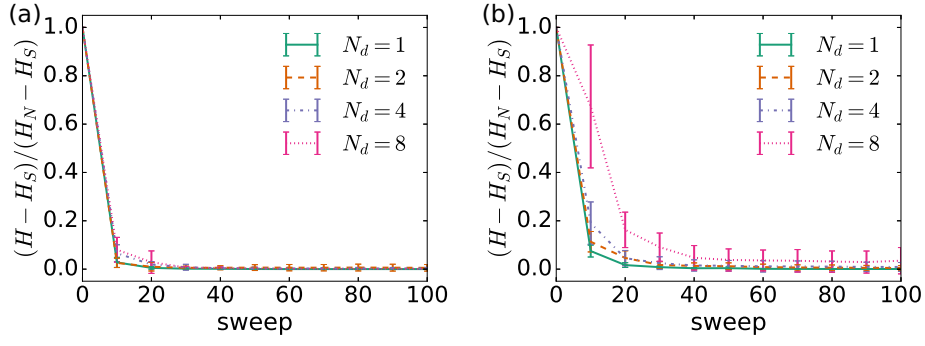


Figure 7. The effect of tolls on the reduction in fractional social cost in routing games on random regular graphs with N_d destinations, where tolls are restricted as $0 \leq \tau_e \leq 1$. Each sweep comprises $40N_d|E|$ local MP updates and 100 edgewise toll updates in a random sequential schedule. (a) $N = 100$. (b) $N = 200$.

which is a piecewise linear function of τ_e with two branches. For non-smooth cavity functions, $x_e^N(\tau_e)$ can also be obtained straightforwardly, which is a piecewise linear function of τ_e with multiple branches.

The goal of toll-adaptation of τ_e is to decrease the social cost $H(\mathbf{x})$, which amounts to decrease the full social cost on edge e

$$\tau_e^* = \arg \min_{\tau_e} H_e^{\text{full}}(x_e^N(\tau_e)), \quad (43)$$

$$H_e^{\text{full}}(x_e) := H_{i \rightarrow e}(x_e) + H_{j \rightarrow e}(x_e) + \sigma_e(x_e), \quad (44)$$

where the optimization in Eq. (43) needs to obey necessary constraints on tolls (e.g., the restriction $0 \leq \tau_e \leq \tau_e^{\max}$ is considered in the main text).

As $H_e^{\text{full}}(x_e^N(\tau_e))$ is a convex function of x_e^N , it is sufficient to adapt τ_e such that $x_e^N(\tau_e)$ gets as close to the marginal socially optimal flow x_e^G as possible, where x_e^G is given by

$$x_e^G = \arg \min_{x_e \geq 0} [H_{i \rightarrow e}(x_e) + H_{j \rightarrow e}(x_e) + \sigma_e(x_e)]. \quad (45)$$

The search for the optimal toll τ_e^* can be done efficiently by utilizing the property that $x_e^N(\tau_e)$ is a piecewise linear function of τ_e .

The resulting bilevel MP algorithm is described in the main text, where the lower-level messages $\{\alpha_{i \rightarrow e}^{(m)}, \beta_{i \rightarrow e}^{(m)}, \tilde{x}_{i \rightarrow e}\}$ ($m \in \{L, R\}$) and upper-level messages $\{\gamma_{i \rightarrow e}^{(m)}, \delta_{i \rightarrow e}^{(m)}\}$ are passed along edges to compute the equilibrium flows x_e^N and related quantities. These messages facilitate the computation of $H_e^{\text{full}}(x_e)$ in the upper level, which is used to update the toll variables τ_e . In practice, the update of tolls is less frequent than the update of other messages. In the experiments shown in the main text, for every $\frac{2}{5}N_d|E|$ MP iterations, we randomly select an edge e and update its toll.

1. Extension to Multiple Destinations

The toll optimization problems with multiple destinations can be tackled by the proposed bilevel MP algorithm using the approximations in Sec. IF. The results are shown in Fig. 7, which demonstrate the effectiveness of the algorithm in reducing the social cost by adapting tolls.

H. The Bilevel Programming Approach

Here we demonstrate the results of the bilevel programming approach to the toll optimization problem. It is achieved by expressing the solution of Eq. (38) as constraints imposed by the Karush–Kuhn–Tucker (KKT) condition, and solve the bilevel optimization as a global nonlinear programming problem [3]. Such an approach is intrinsically difficult as (i) the constraints by the KKT conditions can be nonlinear and non-convex; (ii) the complementary slackness conditions are combinatorial, which requires a treatment with mixed integer programming (e.g., through branch and bound).

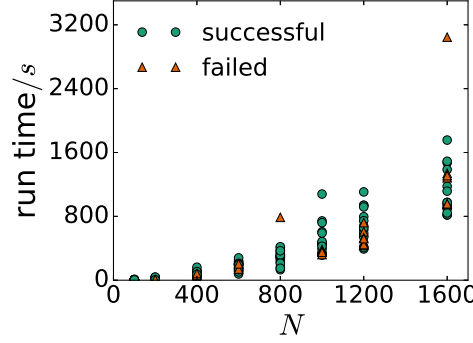


Figure 8. Run time of bilevel programming on the toll optimization problem in random regular graphs. For each network size, 20 different problem realizations are considered; red triangles represent the cases where bilevel programming fails to find the solution in single trials, green dots represent successful trials.

It is difficult to directly compare the MP algorithms to the bilevel programming approach, as the convergence rate for either approach is difficult to establish. Besides, the bilevel programming approach is a centralized optimization method, which has a different space complexity per iteration. Nevertheless, we present the results of CPU run time (CPU in used: i5-3317U) of bilevel programming (package in used: bileveljump.jl [4]) on the toll optimization problem in Fig. 8. There exist cases where bilevel programming fails to find the solution in a single trial, and the run times vary significantly among different problem realizations.

The bilevel programming approach is more generic and flexible than the MP approach, but it does not offer a decentralized algorithm as the MP approach. Besides, the MP algorithms can be extended to the scenarios with discrete variables, which is very difficult for the global optimization approach. It is also difficult to treat the toll selection problem in the main text with the bilevel programming method, especially when the socially optimum is not known a priori in some variants of toll-setting or network-design problems [5].

II. MESSAGE-PASSING ALGORITHMS FOR FLOW CONTROL IN UNDIRECTED NETWORKS

In this section, we provide the details of the MP algorithm for flow control in undirected networks. In a simple undirected graph $G(V, E)$, nodes i and j can be connected by at most one edge (i, j) , where the order of node i and j does not matter (in contrast, edges (i, j) and (j, i) are two different edges in a directed graph). In this case, edge (i, j) can either transmit resources from node j to node i or from node i to node j . Denoting $x_{ij} (= -x_{ji})$ as the flow from node j to node i ; if $x_{ij} < 0$ (or $x_{ji} = -x_{ij} > 0$), the resources are being transmitted from node i to node j . We also assume that the underlying graph does not have any leaf nodes, by recursively trimming leaf nodes and absorbing their resources into neighboring nodes.

A. MP For Lower-level Optimization

The equilibrium flow (in the lower-level optimization problem) is the minimizer of the problem

$$\min_{\mathbf{x}} C(\mathbf{x}) = \sum_{(i,j)} \frac{1}{2} r_{ij} x_{ij}^2, \quad (46)$$

$$\text{s.t. } R_i = \Lambda_i + \sum_{j \in \mathcal{N}_i} x_{ij} = 0, \quad \forall i \neq \mathcal{D}, \quad (47)$$

where the reference node \mathcal{D} can be arbitrarily chosen.

The above optimization problem can be mapped onto its dual problem as

$$\min_{\boldsymbol{\mu}} C^{\text{dual}}(\boldsymbol{\mu}) = \sum_{(i,j)} \frac{1}{2r_{ij}} (\mu_j - \mu_i)^2 - \sum_i \Lambda_i \mu_i, \quad (48)$$

$$=: \frac{1}{2} \boldsymbol{\mu}^\top L \boldsymbol{\mu} - \boldsymbol{\Lambda}^\top \boldsymbol{\mu}, \quad (49)$$

where μ_i is the Lagrange multiplier (or dual variable) associated with the flow conservation constraint $R_i = 0$, and L is the Laplacian matrix with matrix element

$$L_{ij} := \left(\sum_{k \in \mathcal{N}_i} \frac{1}{r_{ik}} \right) \delta_{ij} - \frac{1}{r_{ij}}. \quad (50)$$

The solution of the dual problem can be obtained by solving the system of linear equations $L\boldsymbol{\mu}^* = \boldsymbol{\Lambda}$, and the equilibrium flow x_{ij}^* is related to the optimal Lagrange multiplier $\boldsymbol{\mu}^*$ through $x_{ij}^* = \frac{\mu_j^* - \mu_i^*}{r_{ij}}$. The drawback of such an approach is that (i) solving the systems of linear equations usually needs a centralized solver; (ii) to compute the response of the equilibrium flow to changes of the control parameters $\{r_{ij}\}$ in bilevel optimization, one needs to evaluate the pseudo-inverse of the Laplacian matrix per iteration, which can be very computationally demanding for large networks. Instead, we proposed to use MP for computing the equilibrium flows and tackle the related bilevel optimization problem, which is a scalable and efficient decentralized algorithm.

For the lower-level equilibrium flow problem in Eq. (46), the MP algorithm amounts to computing the message functions

$$C_{i \rightarrow j}(x_{ij}) = \min_{\{x_{ki}\} | R_i=0} \left[\frac{1}{2} r_{ij} x_{ij}^2 + \sum_{k \in \mathcal{N}_i \setminus j} C_{k \rightarrow i}(x_{ki}) \right], \quad (51)$$

where the definition of the message function $C_{i \rightarrow j}(x_{ij})$ differs from the one in Eq. (6) in that it includes the interaction term on edge (i, j) , which yields a more concise update rule in this problem. Similar to routing games, we approximate the message function by a quadratic form $C_{i \rightarrow j}(x_{ij}) = \frac{1}{2} \alpha_{i \rightarrow j} (x_{ij} - \hat{x}_{i \rightarrow j})^2 + \text{const}$, such that the local optimization in Eq. (51) reduces to the computation of the real-number messages $m_{i \rightarrow j} \in \{\alpha_{i \rightarrow j}, \hat{x}_{i \rightarrow j}\}$ by passing the upstream messages $\{m_{k \rightarrow i}\}_{k \in \mathcal{N}_i \setminus j}$. Here the message function $C_{i \rightarrow j}(x_{ij})$ is always smooth. The messages $\alpha_{i \rightarrow j}, \hat{x}_{i \rightarrow j}$ are computed as [1, 6, 7]

$$\alpha_{i \rightarrow j} = \frac{1}{\sum_{k \in \mathcal{N}_i \setminus j} \alpha_{k \rightarrow i}^{-1}} + r_{ij}, \quad (52)$$

$$\hat{x}_{i \rightarrow j} = \frac{\Lambda_i + \sum_{k \in \mathcal{N}_i \setminus j} \hat{x}_{k \rightarrow i}}{1 + r_{ij} \sum_{k \in \mathcal{N}_i \setminus j} \alpha_{k \rightarrow i}^{-1}}. \quad (53)$$

1. The Reference Node \mathcal{D}

Similar to the MP algorithm in routing games, there are two methods to deal with possible boundary conditions of the reference node \mathcal{D} :

- Method I: Since node \mathcal{D} has no constraints on its adjacent flows, it will absorb all incoming flows resulting in $C_{\mathcal{D} \rightarrow j}(x_{\mathcal{D}j}) = 0$ and

$$\alpha_{\mathcal{D} \rightarrow j} = 0, \quad \hat{x}_{\mathcal{D} \rightarrow j} = 0. \quad (54)$$

In this treatment, the Lagrange multiplier of node \mathcal{D} can be set to $\mu_{\mathcal{D}} = 0$ in the dual problem (as node \mathcal{D} is unconstrained), which corresponds to a grounded node in the electric network interpretation of the problem.

- Method II: Alternatively, one can set an explicit constraint on the flows $\{x_{\mathcal{D}j}\}$ to the reference node \mathcal{D}

$$R_{\mathcal{D}} := \Lambda_{\mathcal{D}} + \sum_{j \in \mathcal{N}_{\mathcal{D}}} x_{\mathcal{D}j} = 0, \quad (55)$$

where $\Lambda_{\mathcal{D}} = -\sum_{i \neq \mathcal{D}} \Lambda_i$. Then the messages from the reference node \mathcal{D} are calculated in the same way as for other nodes.

Similar to the routing games, Method II results in an MP algorithm with a faster convergence rate, but it may fail to converge for some graphs while Method I can still provide valid solutions.

Method II is used in the experiments for undirected flow networks in the main text.

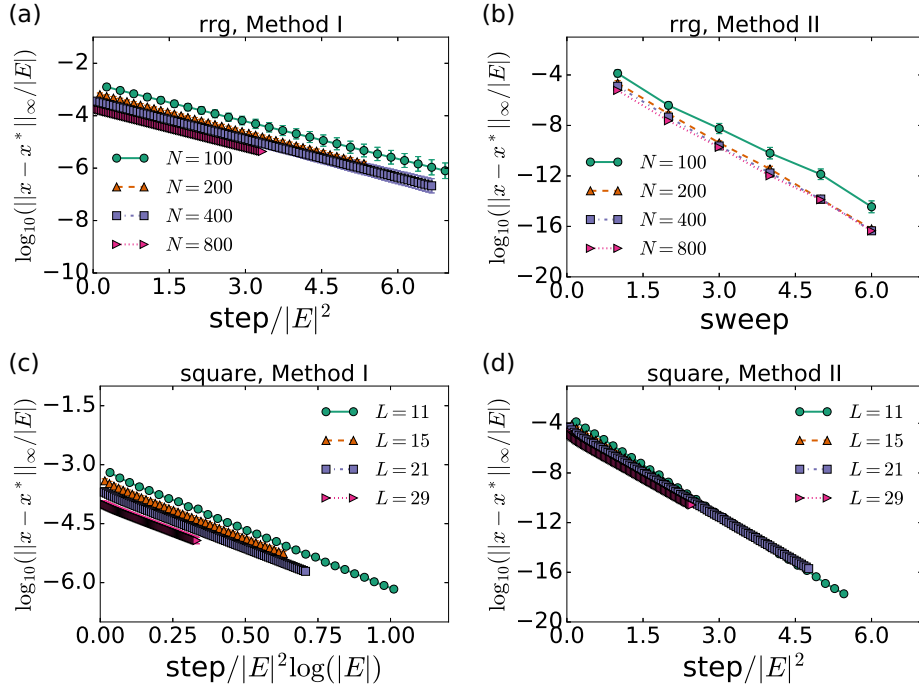


Figure 9. MP algorithm in undirected flow networks converges to the equilibrium flows \mathbf{x}^* . Random regular graphs (RRG) of degree 3 are considered in (a)(b), while square lattices (size $L \times L$) are considered in (c)(d). Method I in Sec. II A 1 is used in (a)(c) to treat the reference node \mathcal{D} , while Method II is used in (b)(d). In (b), each sweep comprises $40|E|$ local MP updates.

2. Computation of the Equilibrium Flows from Messages

Upon convergence of the messages, the equilibrium flow x_{ij}^* can be obtained by minimizing the edgewise full cost $C_{ij}^{\text{full}}(x_{ij}) = C_{i \rightarrow j}(x_{ij}) + C_{j \rightarrow i}(x_{ij}) - \frac{1}{2}r_{ij}x_{ij}^2$, giving rise to

$$x_{ij}^* = \frac{\alpha_{j \rightarrow i} \hat{x}_{j \rightarrow i} - \alpha_{i \rightarrow j} \hat{x}_{i \rightarrow j}}{\alpha_{i \rightarrow j} + \alpha_{j \rightarrow i} - r_{ij}}. \quad (56)$$

3. Results of the MP Algorithm on Undirected Flow Networks

In Fig. 9, we demonstrate the performance of the MP algorithms in undirected flow networks. The MP algorithms converge in different networks, including square lattices with many short loops. The iterations needed to obtain a given precision seems to depend on the topologies of the networks, e.g., square lattices appear to converge slower than random regular graphs. The method used to treat the boundary reference node \mathcal{D} also impacts on the number of iterations needed, where it is observed that in general Method II makes MP converge faster than Method I. We conjecture that the influence of single-node boundary conditions in Eq. (54) takes more iteration steps to diffuse messages to the bulk of the network.

B. MP For Bilevel Optimization

The bilevel optimization problem on undirected networks aims to tune the flows of targeted edges \mathcal{T} such that they exceed or drop below certain limits, depending on the application. We consider the former case, where the goal is to control the flows on \mathcal{T} such that $\rho_{ij}(x_{ij}) = \frac{|x_{ij}| - |x_{ij}^0|}{|x_{ij}^0|} - \theta \geq 0, \forall (i, j) \in \mathcal{T}$ (with x_{ij}^0 being the flow before tuning). The task in the upper-level is to minimize the objective

$$\min_{\mathbf{r}} \mathcal{O}(\mathbf{x}^*(\mathbf{r})) = \sum_{(i,j) \in \mathcal{T}} -\rho_{ij}(x_{ij}^*(\mathbf{r})) \Theta(-\rho_{ij}(x_{ij}^*(\mathbf{r}))). \quad (57)$$

As mentioned in the main text, the impact of the variation of the control parameters r_{ij} on the upper-level objective \mathcal{O} is mediated through the messages $m_{i \rightarrow j} \in \{\alpha_{i \rightarrow j}, \hat{x}_{i \rightarrow j}\}$ along the pathways from the targeted edges to edge (i, j) . For a targeted edge $(p, q) \in \mathcal{T}$, the boundary conditions of the gradient is given by $\frac{\partial \mathcal{O}}{\partial m_{p \rightarrow q}} = \frac{\partial \mathcal{O}}{\partial x_{pq}^*} \frac{\partial x_{pq}^*}{\partial m_{p \rightarrow q}}$, where components admit the following expressions

$$\frac{\partial \mathcal{O}}{\partial x_{pq}^*} = -\Theta(-\rho_{pq}(x_{pq}^*)) \frac{\text{sgn}(x_{pq}^*)}{|x_{pq}^0|}, \quad (58)$$

$$\frac{\partial x_{pq}^*}{\partial \alpha_{p \rightarrow q}} = \frac{-\hat{x}_{p \rightarrow q}}{\alpha_{p \rightarrow q} + \alpha_{q \rightarrow p} - r_{pq}} - \frac{-x_{pq}^*}{\alpha_{p \rightarrow q} + \alpha_{q \rightarrow p} - r_{pq}}, \quad (59)$$

$$\frac{\partial x_{pq}^*}{\partial \hat{x}_{p \rightarrow q}} = \frac{-\alpha_{p \rightarrow q}}{\alpha_{p \rightarrow q} + \alpha_{q \rightarrow p} - r_{pq}}. \quad (60)$$

The gradient with respect to the control parameter r_{pq} on the targeted edge is computed as

$$\frac{\partial \mathcal{O}}{\partial r_{pq}} = \frac{\partial \mathcal{O}}{\partial x_{pq}^*} \frac{\partial x_{pq}^*}{\partial r_{pq}} + \sum_{m \in \{\alpha, \hat{x}\}} \left(\frac{\partial \mathcal{O}}{\partial m_{p \rightarrow q}} \frac{\partial m_{p \rightarrow q}}{\partial r_{pq}} + \frac{\partial \mathcal{O}}{\partial m_{q \rightarrow p}} \frac{\partial m_{q \rightarrow p}}{\partial r_{pq}} \right). \quad (61)$$

For a non-targeted edge $(k, i) \notin \mathcal{T}$, we need to first evaluate $\frac{\partial \mathcal{O}}{\partial m_{k \rightarrow i}}$, which can be obtained by summing the gradients on its downstream edges $\{i \rightarrow l | l \in \mathcal{N}_i \setminus k\}$, computed as

$$\frac{\partial \mathcal{O}}{\partial m_{k \rightarrow i}} = \sum_{l \in \mathcal{N}_i \setminus k} \sum_{m_{i \rightarrow l} \in \{\alpha_{i \rightarrow l}, \hat{x}_{i \rightarrow l}\}} \frac{\partial \mathcal{O}}{\partial m_{i \rightarrow l}} \frac{\partial m_{i \rightarrow l}}{\partial m_{k \rightarrow i}}, \quad (62)$$

where the gradient propagation of messages $\frac{\partial m_{i \rightarrow l}}{\partial m_{k \rightarrow i}}$ admits the following forms

$$\frac{\partial \alpha_{i \rightarrow l}}{\partial \alpha_{k \rightarrow i}} = \frac{\alpha_{k \rightarrow i}^{-2}}{(\sum_{n \in \mathcal{N}_i \setminus l} \alpha_{n \rightarrow i}^{-1})^2}, \quad (63)$$

$$\frac{\partial \alpha_{i \rightarrow l}}{\partial \hat{x}_{k \rightarrow i}} = 0, \quad (64)$$

$$\frac{\partial \hat{x}_{i \rightarrow l}}{\partial \alpha_{k \rightarrow i}} = \frac{\hat{x}_{i \rightarrow l} r_{il} \alpha_{k \rightarrow i}^{-2}}{1 + r_{il} \sum_{n \in \mathcal{N}_i \setminus l} \alpha_{n \rightarrow i}^{-1}}, \quad (65)$$

$$\frac{\partial \hat{x}_{i \rightarrow l}}{\partial \hat{x}_{k \rightarrow i}} = \frac{1}{1 + r_{il} \sum_{n \in \mathcal{N}_i \setminus l} \alpha_{n \rightarrow i}^{-1}}. \quad (66)$$

The resulting gradient w.r.t. to the control parameter r_{ki} (note that edge $(k, i) \notin \mathcal{T}$) can be computed as

$$\frac{\partial \mathcal{O}}{\partial r_{ki}} = \sum_{m \in \{\alpha, \hat{x}\}} \left(\frac{\partial \mathcal{O}}{\partial m_{k \rightarrow i}} \frac{\partial m_{k \rightarrow i}}{\partial r_{ki}} + \frac{\partial \mathcal{O}}{\partial m_{i \rightarrow k}} \frac{\partial m_{i \rightarrow k}}{\partial r_{ki}} \right). \quad (67)$$

In Eqs. (61) and (67), the terms $\frac{\partial m_{k \rightarrow i}}{\partial r_{ki}}$ are computed as

$$\frac{\partial \alpha_{k \rightarrow i}}{\partial r_{ki}} = 1, \quad (68)$$

$$\frac{\partial \hat{x}_{k \rightarrow i}}{\partial r_{ki}} = \hat{x}_{k \rightarrow i} \frac{-\sum_{n \in \mathcal{N}_k \setminus i} \alpha_{n \rightarrow k}^{-1}}{1 + r_{ki} \sum_{n \in \mathcal{N}_k \setminus i} \alpha_{n \rightarrow k}^{-1}}, \quad (69)$$

which closes the equations for the gradient computations.

C. The Global Optimization Approach

In this section, we provide details of the global optimization approach on undirected flow networks used in the main text. As mentioned before, e.g., in Sec. II A, we have $x_{ij}^* = \frac{\mu_j^* - \mu_i^*}{r_{ij}}$, where $\boldsymbol{\mu}^* = L(\mathbf{r})^\dagger \boldsymbol{\Lambda}$ and $L(\mathbf{r})^\dagger$ is the pseudo-inverse

of the Laplacian matrix $L(\mathbf{r})$ defined in Eq. (50). To compute the gradient $\frac{\partial \mathcal{O}}{\partial r_{ij}}$, we need to evaluate the response of $\boldsymbol{\mu}^*$ to the variation of the control parameters \mathbf{r} , i.e.,

$$\frac{\partial \mathcal{O}}{\partial r_{ij}} = \sum_{(p,q) \in \mathcal{T}} \frac{\partial \mathcal{O}}{\partial x_{pq}^*} \left[\frac{1}{r_{pq}} \left(\frac{\partial \mu_q^*}{\partial r_{ij}} - \frac{\partial \mu_p^*}{\partial r_{ij}} \right) - \frac{1}{r_{pq}^2} (\mu_q^* - \mu_p^*) \delta_{(i,j),(p,q)} \right]. \quad (70)$$

Furthermore, it requires to compute $\frac{\partial L(\mathbf{r})^\dagger}{\partial r_{ij}}$ for $\frac{\partial \boldsymbol{\mu}^*}{\partial r_{ij}}$. Assuming the underlying graph will not fragment into multiple components when adapting \mathbf{r} , $L(\mathbf{r})$ has a constant rank, then we have [8]

$$\begin{aligned} \frac{\partial L(\mathbf{r})^\dagger}{\partial r_{ij}} &= -L^\dagger \frac{\partial L}{\partial r_{ij}} L^\dagger + L^\dagger (L^\dagger)^\top \left(\frac{\partial L^\top}{\partial r_{ij}} \right) (I - LL^\dagger) \\ &\quad + (I - L^\dagger L) \left(\frac{\partial L^\top}{\partial r_{ij}} \right) (L^\dagger)^\top L^\dagger. \end{aligned} \quad (71)$$

Using the property of the pseudo-inverse of the Laplacian $L^\dagger L = LL^\dagger = I - \frac{1}{N} \mathbf{1}\mathbf{1}^\top$ and $\frac{\partial L}{\partial r_{ij}} \cdot \mathbf{1} = 0$ (with $\mathbf{1}$ as the all-one vector), we have

$$\frac{\partial L(\mathbf{r})^\dagger}{\partial r_{ij}} = -L^\dagger \frac{\partial L}{\partial r_{ij}} L^\dagger, \quad (72)$$

which closes the equations for calculating the gradients.

-
- [1] K. Y. M. Wong and D. Saad, Inference and optimization of real edges on sparse graphs: A statistical physics perspective, *Phys. Rev. E* **76**, 011115 (2007).
 - [2] B. Li, D. Saad, and A. Y. Lokhov, Reducing urban traffic congestion due to localized routing decisions, *Phys. Rev. Research* **2**, 032059 (2020).
 - [3] B. Colson, P. Marcotte, and G. Savard, An overview of bilevel optimization, *Annals of Operations Research* **153**, 235 (2007).
 - [4] J. D. Garcia, G. Bodin, davide f, I. Fiske, M. Besançon, and N. Laws, joaquiring/bileveljump.jl: v0.4.1, <https://doi.org/10.5281/zenodo.4556393> 10.5281/zenodo.4556393 (2021).
 - [5] A. Migdalas, Bilevel programming in traffic planning: Models, methods and challenge, *Journal of Global Optimization* **7**, 381 (1995).
 - [6] C. H. Yeung and K. Y. M. Wong, Optimal location of sources in transportation networks, *Journal of Statistical Mechanics: Theory and Experiment* **2010**, P04017 (2010).
 - [7] P. Rebeschini and S. Tatikonda, A new approach to laplacian solvers and flow problems, *Journal of Machine Learning Research* **20**, 1 (2019).
 - [8] G. H. Golub and V. Pereyra, The differentiation of pseudo-inverses and nonlinear least squares problems whose variables separate, *SIAM Journal on Numerical Analysis* **10**, 413 (1973).