

Pattern-dependent proximity effect and Majorana edge mode in one-dimensional quasicrystals

Junmo Jeon^{1,*} and SungBin Lee^{1,†}

¹*Korea Advanced Institute of Science and Technology, Daejeon 34141, South Korea*
(Dated: August 6, 2021)

The Majorana edge states of the Kitaev chain model have attracted extensive attention on their stability and experimental realization. One of the interesting aspects is finding the exotic proximity effect, which guarantees the presence of the Majorana modes, further enables efficient braidings between them. In this paper, we explore the superconducting proximity effect for quasi-periodic quantum wires and discuss how quasi-periodic patterns affect the stability of the Majorana modes. Considering the Kitaev chain model of the one-dimensional quasi-periodic system, we discuss the pattern-dependent proximity effects. First, we argue that the presence of quasi-periodic hoppings energetically induces the p -wave pairing also to be quasi-periodic rather than uniform pairing. More interestingly, when the normal metallic wire is adjacent to the quasiperiodic superconducting wire, we have found that the Majorana edge modes are being transferred to the edge of the normal metallic side with enhanced stability. Finally, we discover the proximity effect on the strengths of the quasi-periodicities with a general power-law relationship, whose power depends on the tiling pattern. Our results show how quasi-periodic patterns play an important role in the Kitaev chain and the stabilization of the Majorana mode.

Introduction—Over a decade, the topological Majorana edge mode, theoretically predicted by the Kitaev chain model, is one of the most studied physical phenomena in condensed matter physics[1–8]. The topological robustness of the Majorana edge mode has been attracted broad research interest including information theory and quantum computing, and has been discussed in experimental realization with general aspects [9–21]. Along with it, the stability of the Majorana edge modes has been studied in the presence of spatially varying hopping amplitudes or inhomogeneous potentials, for instance. One of the interesting questions is how to realize the Majorana modes and the proximity effect when the system is neither periodic nor random. Recently, there are relevant studies for quasi-periodically driven systems to look for possible topological phases and their robust edge modes[22–24]. Nevertheless, for a quasi-periodic system with spatial complexity, their existence and the pattern-dependent proximity effect have been barely understood [25–28].

To demonstrate the braiding operation of the Majorana modes, their stability is the most important issue to prevent thermalization [11, 15, 17]. Since the stability of the Majorana edge mode is related to the size of the topological gap, the energy spectrum of the entire system itself should be investigated to look for the stable Majorana mode. In this vein, one would offer the quasi-periodic system as an opportunity to realize more stable Majorana mode due to its unconventional multi-fractal energy spectrum. Generally, it is known that there are multi-fractal sizes and positions of the gaps in the quasi-periodic systems due to their exotic tiling patterns[29–

33]. Thus, one can speculate that the quasi-periodic system could enlarge the gap size and guarantee enhanced stability of Majorana mode that is strongly dependent on their unique tiling patterns.

Focusing on the pattern-dependent proximity effect in quasi-periodic superconducting wires, our main results are summarized as following: (i) For the quasi-periodic wire where the quasi-periodicity is encoded in hopping magnitudes, the system prefers the superconducting pairing also to be quasi-periodic, thus the system generically realizes quasi-periodicity in both hoppings and pairings. (ii) When the normal metallic wire is placed on bottom of the quasi-periodic superconducting wire (See Fig.1 (a)), the proximity effect induces normal metal having the same tiling pattern as the quasi-periodic wire and the Majorana edge modes is being transferred to the normal metallic wire with enhanced stability (See Fig.1 (c)). Furthermore, it turns out that the strength of the induced quasi-periodicity in normal metal, ρ_*^N , is proportional to the one for quasiperiodic superconducting wire showing a power-law relationship,

$$\rho_*^N = (\rho^{SC})^\beta, \quad (1)$$

where $\rho_{(*)}^{SC(N)} = t_L^{SC(N)} / t_S^{SC(N)}$ are the hopping ratios considering the quasiperiodicity composed of the two hopping magnitudes, say t_L and t_S , in the superconductor (SC) and the normal metal (N), respectively. Here, the power, $\beta > 0$, depends on the specific tiling pattern. With the relation in Eq.(1), the Majorana edge mode shows enhanced stability in quasi-periodic systems than uniformly periodic cases. Our results suggest potential topological quantum computing in the quasi-periodic systems with more stable Majorana modes.

Proximity effect on the pairing potentials— To study the pattern-dependent proximity effect, we start with in-

* junmo1996@kaist.ac.kr

† sungbin@kaist.ac.kr

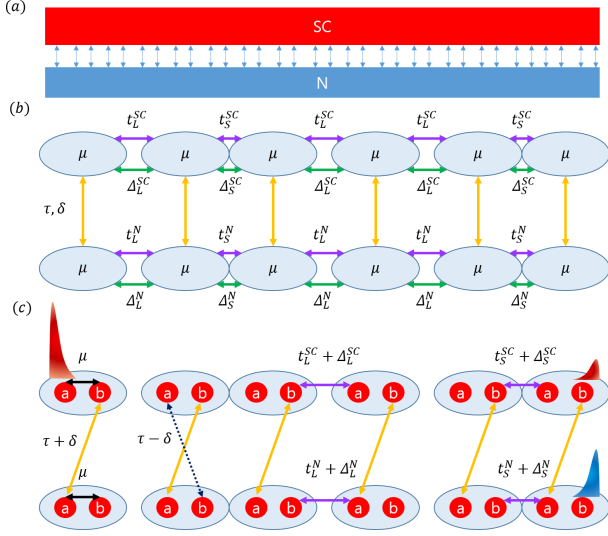


FIG. 1. Schematic illustration of the proximity induced Majorana edge mode in the stacked quantum wires. (a) Stacking of the superconducting quantum wire (SC) on the trivial normal metal (N). (b) The hopping magnitudes and pairing potentials are arranged in a quasi-periodic way with a chemical potential μ . Super scripts (SC/N) for a superconducting wire and a normal metal. Subscript (L/S) for two kinds of prototiles. t and Δ stand for hoppings and pairings in each wire. The proximity effect comes from the inter-wires hoppings and pairing potentials, given by τ and δ , respectively. (c) Given $\tau = \delta$ limit, the coupling represented by the dotted arrow is negligible. In contrast, the a -Majorana fermions of the normal metal couple to the b -Majorana fermions of the superconductor due to the inter-wires hoppings and pairings. As a result, the proximity b -Majorana edge mode emerges (blue envelope). See the main text for details.

roducing the simple Kitaev chain model given by,

$$\mathcal{H} = \sum_{i=1}^M \left(t_{i,i+1} c_{i+1}^\dagger c_i + \Delta_{i,i+1} c_i c_{i+1} + h.c. \right) + \mu \sum_{i=1}^{M+1} c_i^\dagger c_i. \quad (2)$$

Here, $c_i (c_i^\dagger)$ is fermionic annihilation (creation) operator on the i -th site. $t_{i,i+1}$ and $\Delta_{i,i+1}$ are hopping and pairing potential in between i -th site and $(i+1)$ -th site, respectively. μ is a chemical potential. In terms of quasi-periodic chemical potential, there are studies related to the topological phase transition[20, 28]. In our study, we focus on quasi-periodicity encoded in the hopping magnitudes and pairing potentials, keeping a constant chemical potential, μ . In this case, we note that our model is exactly mapped onto the XY spin chain with quasi-periodic spin exchanges under uniform external magnetic field along z -direction[34]. The Majorana fermion operators, a_j, b_j are defined by $c_j = \frac{1}{2}(a_j + ib_j)$, and obey anti-commutation relations; $\{a_i, b_j\} = 0, \{a_i, a_j\} = 2\delta_{i,j} = \{b_i, b_j\}$. Then, the Majorana edge mode exists if the Majorana charge operators, $Q_a = \sum_{i=1}^M \alpha_i a_i$ and $Q_b = \sum_{i=1}^M \beta_i b_i$ commute with \mathcal{H} , where α_i, β_i are real

coefficients[1]. Hence, the coefficients α_i, β_i should obey the recursion relationships, which can be written in terms of the transfer matrices, M_i and N_i as following.

$$\begin{pmatrix} \alpha_{i+1} \\ \alpha_i \end{pmatrix} = M_i \begin{pmatrix} \alpha_i \\ \alpha_{i-1} \end{pmatrix}, \quad M_i \equiv \begin{pmatrix} \frac{-\mu}{\Delta_{i,i+1} - t_{i,i+1}} & \frac{\Delta_{i-1,i} + t_{i-1,i}}{\Delta_{i,i+1} - t_{i,i+1}} \\ 1 & 0 \end{pmatrix}, \quad (3a)$$

$$\begin{pmatrix} \beta_{i+1} \\ \beta_i \end{pmatrix} = N_i \begin{pmatrix} \beta_i \\ \beta_{i-1} \end{pmatrix}, \quad N_i \equiv \begin{pmatrix} \frac{\mu}{\Delta_{i,i+1} + t_{i,i+1}} & \frac{\Delta_{i-1,i} - t_{i-1,i}}{\Delta_{i,i+1} + t_{i,i+1}} \\ 1 & 0 \end{pmatrix}. \quad (3b)$$

Then, the global transfer matrix is defined by $\mathcal{A}_p^{a(b)} \equiv \prod_{i=1}^M M_i (\prod_{i=1}^M N_i)$ for a_j (b_j) Majorana fermions. With the global transfer matrix, $\mathcal{A}_p^{a(b)}$, the normalization condition is fulfilled when the topological invariant $\nu \equiv -\text{sgn}(f(1)f(-1)) = -1$ where $f(z) = \det(\mathcal{A}_p^{a(b)} - zI)$ [20]. Here, $\text{sgn}(x)$ is the sign of the real number x . See Supplementary Materials Sec.1 for the details.

To discuss the pattern-dependent proximity effect, we first exemplify the case for the Fibonacci quasicrystal. A Fibonacci quasicrystal is comprised of two prototiles that are termed by long (L) and short (S), and is generated by the iterative substitutions, $L \rightarrow LS$ and $S \rightarrow L$ [29, 31, 35–37]. Then, the hopping and pairing magnitudes are assigned as $\Delta_{L/S}, t_{L/S}$ for each L and S tile, respectively. In terms of the hopping magnitude, the strength of the quasi-periodicity is given by $\rho \equiv t_L/t_S$.

Now we investigate the proximity effect on electron pairings induced by the quasi-periodic hoppings, t_L and t_S and their ratio ρ . Given that the total pairing magnitude to be fixed, the energies between uniform pairing and quasi-periodic pairing are compared. In detail, we set $\sum_{i=1}^M \Delta_{i,i+1} = M$, and the local pairing is given by $\Delta_{i,i+1} = M \varepsilon_{i,i+1} / (\kappa M_L + M_S)$, where, $\kappa \equiv \Delta_L/\Delta_S$ is the strength of the quasi-periodicity encoded in pairing and M_L, M_S are the number of L, S tiles, respectively. $\varepsilon_L = \kappa$ and $\varepsilon_S = 1$ depending on the type of the link between i -th and $(i+1)$ -th sites. For instance, the Fibonacci quasicrystal with a length $M = F_n$, where F_n is the n -th Fibonacci number, has F_{n-1} and F_{n-2} number of long and short tiles respectively[31]. To ensure the presence of Majorana edge mode, we have set $\mu = 0$ (See Eq.(4).) and compared the energies for different pairing potentials. For the case $M = F_{11}$, Fig.2 (a) and (b) illustrate the total sum of the energies, $E_{<0}$, as a function of κ (orange circle), given $\rho = 0.8$ and 1.2 , respectively. For comparison, the energy of a constant pairing with $\kappa = 1$ is also plotted in blue line. As shown in Figs.2 (a) and (b), for quasi-periodic hoppings with $\rho > 1 (< 1)$, the pairing with $\kappa > 1 (< 1)$, lowers the energy than the constant pairing case. Thus, one can conclude that the proximity effect of the quasi-periodic hoppings induces the p -wave pairings also to follow the same quasi-periodic pattern.

Now one can determine the regime where the topological phase is stabilized in the Fibonacci chain with the quasi-periodic hoppings and pairings. In the limit $\Delta_{i,i+1} = t_{i,i+1}$, one can simply derive such condition

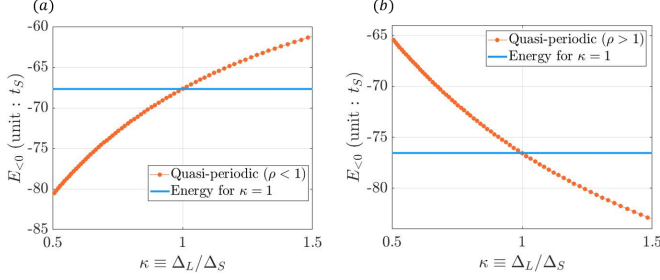


FIG. 2. Demonstration of the energies as a function of κ in the Fibonacci tiling, given quasi-periodic hopping ratios $\rho = 0.8$ (a) and $\rho = 1.2$ (b) respectively. The system lowers the total sum of energy, $E_{<0}$, when the same pattern of quasi-periodic pairing is induced in the presence of quasi-periodic hopping, i.e. $\kappa < 1$ for $\rho < 1$ or $\kappa > 1$ for $\rho > 1$. Here, for comparison, the blue reference lines represent the case of the constant pairings, $\kappa = 1$. See the main text for the detailed information.

based on Eq.3 and the topological invariant ν becomes

$$\nu = \text{sgn} \left(\left(\frac{\mu}{2t_S \rho^{\alpha(M)}} \right)^{2M} - 1 \right). \quad (4)$$

In Eq.(4), the topological phase is given by $\nu = -1$ when $|\mu| < |2t_S \rho^{\alpha(M)}|$. Here, $\alpha(M)$ is a relative portion of the L tiles among the total M number of tiles. In the Fibonacci case, for instance, $\alpha(M)$ saturates to the golden ratio in the thermodynamic limit $M \rightarrow \infty$. Hence, depending on the quasi-periodic patterns, the condition for the topological phase changes. See Supplementary Materials Sec.2 for detailed information.

Proximity effect of stacked quantum wires— Given that the quasi-periodic tiling pattern plays an important role in pairing formation, now we ask how such pattern complexity stabilizes the Majorana edge mode with enhanced size of the topological gap. Such inquiry is genuinely crucial because the excitation of the Majorana mode with thermalization is a critical obstacle of the topological quantum computing. Hence, to prevent the thermalization, the larger gap size is more efficient. Moreover, since the spectral gap strongly depends on the quasi-periodic tiling pattern in the bulk[29–33], the stability issue of the Majorana edge mode itself is a pattern-dependent proximity effect. For stable operation of the Majorana modes, therefore, it is important to study the stability of the Majorana edge mode as function of the tiling patterns.

In this vein, we ask how quasi-periodic tiling pattern of the quantum wire affects to the stability of the Majorana mode and its proximity effect when the superconducting wire is stacked on top of the normal metal, as shown in Fig.1 (a). Specifically, stacking of two quasi-periodic wires, one for topological superconductor and another for trivial metal, is considered. Now we turn on the inter-layer hoppings (τ) and pairings (δ) between the

wires. Then, the proximity induced Majorana edge mode is formed at the end of the trivial metal (illustrated as blue envelope in Fig.1(c)). See Supplementary Materials Sec.3 for detailed information of the proximity induced Majorana edge mode.

Although the formation of such proximity induced Majorana edge mode is generic in stacked wire, regardless of the specific tiling pattern, how strongly it is stabilized depending on the tiling pattern is an important issue. Considering $\tau = \delta$, the paired Majorana fermions form the parallelogram cells sharing the edge whose vertices are b -, and a -Majorana fermions in superconductor and trivial metal, respectively (See dashed parallelograms in Fig.3 (c).). By forming the parallelogram cells, they are not independent but affect to each others via the shared edge depending on the given tiling pattern. Furthermore, since the proximity induced Majorana edge mode is more stable when such pattern-dependent pairings become stronger, the same complex pattern of the superconducting wire is also induced to the normal metal which we discuss below.

To explore how the proximity effect stabilizes the Majorana edge mode in the stacked quasi-periodic wires, we survey the size of the topological gap, Δ_g , depending on the tiling pattern and the strength of the quasi-periodicity, $\rho^{(SC/N)} \equiv t_L^{(SC/N)} / t_S^{(SC/N)}$ in superconductor (SC) and trivial normal metal (N). We keep the total kinetics for each wire as $\sum_{i=1}^M t_{i,i+1}^{(SC/N)} = c^{(SC/N)} M$, where $c^{(SC/N)}$ are some constants, which are determined to be a superconductor and a trivial metal for given $\mu = 1$, respectively. We consider the limit, $\Delta_{i,i+1} = t_{i,i+1}$ and $\tau = \delta$, keeping $\kappa^{(SC/N)} = \rho^{(SC/N)}$.

By exploring the proximity induced Majorana edge mode in Fibonacci pattern, we figure out two important characters. One is that the pattern complexity in the normal metal prefers to follow the same pattern of the superconducting wire. In this case, the strengths of the quasi-periodicities have the power-law relationship as shown in Fig.3(b). Specifically, there is an optimized value of ρ^N , say ρ_*^N , for Δ_g^M which maximizes the gap size Δ_g (See Fig.3 (a).). Such optimized value ρ_*^N is proportional to the strength of the quasi-periodicity in the superconducting wire, $\rho_*^N = (\rho^{SC})^\beta$ (See Fig.3(b).). Here, the positive value of β indicates the proximity induced pattern in the normal metal indeed follows the original tiling pattern of the superconducting wire. The magnitude of β depends not only on the quasi-periodic pattern but also on the strengths of the inter-wires hoppings and pairings. In particular, for given parameters $\tau = \delta = 1$, we get $\beta \approx 3.99$ shown in Fig.3(b). In the periodic limit $\rho^{SC} = 1$, of course, we get $\rho_*^N = 1$.

Another important character is that the quasi-periodic system enhances the stability of the proximity induced Majorana edge mode, compared to the periodic system. Specifically, red circles in Fig.3 (d) illustrates that the maximum gap size, Δ_g^M , is bigger as the strength of the quasi-periodicity gets stronger. Hence, Δ_g^M has a mini-

imum value when the system is in the uniformly periodic limit, $\rho^N = \rho^{SC} = 1$. Such enhancement of the stability is not an accidental one but universal for general quasi-periodic tilings.

For comparison, we also take into account another tiling pattern, Thue-Morse (TM) pattern and investigate the size of the topological gap, Δ_g . Similar to the Fibonacci case, the TM pattern is also composed of two types of prototiles, say L and S . However, unlike the Fibonacci case, the TM tiling is generated by the substitution map, $L \rightarrow LS$ and $S \rightarrow SL$, which has identical number of each prototile. In this case, the number of prototile L and S is the same as the alternating periodic (AP) system such as $LSLSLS \dots$. Thus, the comparison between TM and AP reveal the significance of the tiling pattern rather than the statistics of the prototiles and the simple strength of the quasi-periodicity. In detail, we compare Δ_g^M for the case where the trivial metallic wire has a TM pattern, and the superconductor has a TM pattern and a AP pattern, respectively.

By exploring the Δ_g in the TM pattern, we observe that the similar power-law relationship between ρ^{SC} and ρ_*^N but different β value (See green circles in Fig.3 (b)). For given parameters $\tau = \delta = 1$, which are the same as the Fibonacci case, we get $\beta \approx 3.17$ for the TM pattern case. In Fig.3 (d), blue circles represent the maximal gap value Δ_g^M as a function of quasi-periodicity strength of the normal metal, ρ_*^N . Compared to Δ_g^M for the AP case, we observe that Δ_g^M for the TM pattern is always larger, i.e., $\Delta_g^M(TM) - \Delta_g^M(AP) > 0$, as shown in green triangles in Fig.3 (d). Thus, the proximity Majorana edge mode is more stabilized in the TM pattern than AP case.

Comparing the two quasi-periodic systems, Fibonacci and TM patterns, different β for each case indicates that the power β is indeed a pattern-dependent quantity. To understand it, we again note that the stable proximity induced Majorana edge mode is originated from the robust parallelogram cells as illustrated in Fig.3 (c). Then, since the hoppings and pairings should be ordered to balance each link in order to form more robust parallelogram pairing cells, the optimization strengths of the quasi-periodicity should have pattern-dependent relationship. More surprisingly, we note that the tiling pattern is indeed critical in proximity effect by comparing the AP and TM cases. Although both tiling patterns have the same numbers of the prototiles, when the trivial metallic wire admits TM tiling pattern, the Majorana edge mode transferred to the trivial metallic wire has enhanced stability. Thus, the enhanced stability of the Majorana edge mode depends not only on the strength of quasi-periodicity but also on the tiling pattern itself.

Discussion and Conclusion— In summary, we have argued the advantage of the Majorana edge mode in the quasi-periodic quantum wire. It lies on the presence of more stable Majorana modes originated from the pattern-dependent proximity effects. We find that the proximity effect in the superconducting wire energetically prefers the pairings to follow the same types of

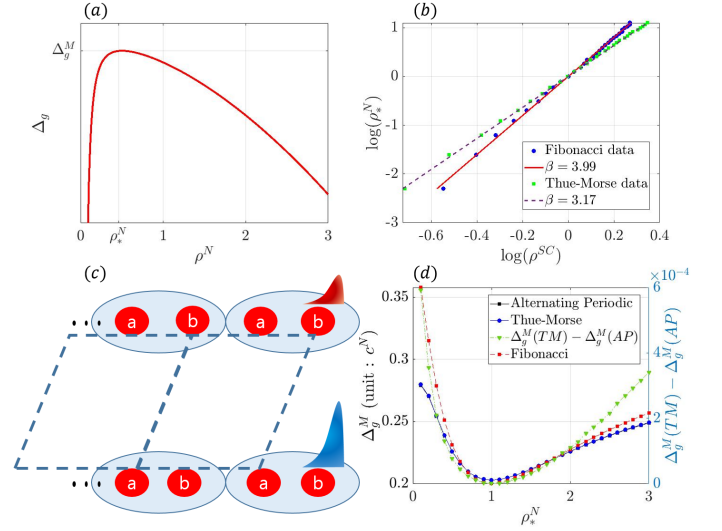


FIG. 3. Pattern-dependent stability of Majorana mode in the stacked wires. (a) General concave behavior of the topological gap, Δ_g , as a function of induced quasi-periodicity of the normal metal, ρ^N . For a given ρ^{SC} , there is a maximum size of the topological gap, Δ_g^M when $\rho^N = \rho_*^N$. (b) The power-law relationship between optimal strengths of the induced quasi-periodicity in the trivial metal, ρ_*^N , and the quasi-periodicity in the superconducting wire, ρ^{SC} . The power β depends on the tiling pattern. (c) A schematic picture of a parallelogram cell formed by Majorana fermions. Stability of the Majorana edge modes is originated from the robustness of the pairings along these parallelogram cells. (d) Maximal topological gap, Δ_g^M , as a function of ρ_*^N for Fibonacci (red squares) and Thue-Morse (blue circles) cases. The value of Δ_g^M is minimum in the limit of periodic case, $\rho^N = \rho^{SC} = 1$. See the main text for details.

pattern complexity as the hopping magnitudes. More importantly, we investigate the gap size in the stacked wires, and show that it also induces enhanced stability of the Majorana mode when two adjacent wires have the same quasi-periodic tiling patterns with induced quasi-periodicity rather than uniformly periodic one. Furthermore, we discover that the strength of the induced quasi-periodicity follows unique pattern-dependent power-law relationship, $\rho_*^N = (\rho^{SC})^\beta$, where β is a pattern-dependent quantity. Based on our study, we suggest the utility of one-dimensional quasi-periodic systems and their proximity effect for a stabilized braiding of the Majorana modes.

Beyond the one dimensional quasi-periodic chains, the pattern-dependent proximity effects in the two-dimensional systems including novel heterostructures, such as twisted bilayer graphene would be also an interesting future work[38, 39][40]

Acknowledgement

We are grateful to Haru.K. Park for useful comments. This work is supported by National Research

Foundation Grant (NRF- 2020R1F1A1073870, NRF-2020R1A4A3079707),).

-
- [1] A Yu Kitaev. Unpaired Majorana fermions in quantum wires. *Physics-Uspekhi*, 44(10S):131, 2001.
 - [2] Martin Greiter, Vera Schnells, and Ronny Thomale. The 1D Ising model and the topological phase of the Kitaev chain. *Annals of Physics*, 351:1026–1033, 2014.
 - [3] Konrad Wölms, Karsten Flensberg, and Piet Brouwer. Majorana fermions in quantum wires and the influence of environment. 2012.
 - [4] AM Cook, MM Vazifeh, and M Franz. Stability of Majorana fermions in proximity-coupled topological insulator nanowires. *Physical Review B*, 86(15):155431, 2012.
 - [5] E Dumitrescu and Sumanta Tewari. Topological properties of the time-reversal-symmetric Kitaev chain and applications to organic superconductors. *Physical Review B*, 88(22):220505, 2013.
 - [6] Nico Leumer, Milena Grifoni, Bhaskaran Muralidharan, and Magdalena Marganska. Linear and nonlinear transport across a finite Kitaev chain: An exact analytical study. *Physical Review B*, 103(16):165432, 2021.
 - [7] B Andrei Bernevig. *Topological insulators and topological superconductors*. Princeton university press, 2013.
 - [8] Fabio Altomare and Albert M Chang. *One-dimensional superconductivity in nanowires*. John Wiley & Sons, 2013.
 - [9] Mathias Van Regemortel, Dries Sels, and Michiel Wouters. Information propagation and equilibration in long-range Kitaev chains. *Physical Review A*, 93(3):032311, 2016.
 - [10] Liron Levy and Moshe Goldstein. Entanglement and disordered-enhanced topological phase in the Kitaev chain. *Universe*, 5(1):33, 2019.
 - [11] Eleanor G Rieffel and Wolfgang H Polak. *Quantum computing: A gentle introduction*. MIT Press, 2011.
 - [12] Michael A Nielsen and Isaac Chuang. Quantum computation and quantum information, 2002.
 - [13] He-Liang Huang, Marek Narożniak, Futian Liang, Youwei Zhao, Anthony D Castellano, Ming Gong, Yulin Wu, Shiyu Wang, Jin Lin, Yu Xu, et al. Emulating quantum teleportation of a Majorana zero mode qubit. *Physical Review Letters*, 126(9):090502, 2021.
 - [14] Scott Aaronson. *Quantum computing since Democritus*. Cambridge University Press, 2013.
 - [15] Xiao Xiao, JK Freericks, and AF Kemper. Topological quantum computing on a conventional quantum computer. *arXiv preprint arXiv:2006.05524*, 2020.
 - [16] Jay D Sau and S Das Sarma. Realizing a robust practical Majorana chain in a quantum-dot-superconductor linear array. *Nature communications*, 3(1):1–6, 2012.
 - [17] C Tutschku, RW Reinthaler, C Lei, AH MacDonald, and EM Hankiewicz. Majorana-based quantum computing in nanowire devices. *Physical Review B*, 102(12):125407, 2020.
 - [18] Biao Lian, Xiao-Qi Sun, Abolhassan Vaezi, Xiao-Liang Qi, and Shou-Cheng Zhang. Topological quantum computation based on chiral Majorana fermions. *Proceedings of the National Academy of Sciences*, 115(43):10938–10942, 2018.
 - [19] Suhas Gangadharaiah, Bernd Braunecker, Pascal Simon, and Daniel Loss. Majorana edge states in interacting one-dimensional systems. *Physical review letters*, 107(3):036801, 2011.
 - [20] Wade DeGottardi, Diptiman Sen, and Smitha Vishveshwara. Majorana fermions in superconducting 1D systems having periodic, quasiperiodic, and disordered potentials. *Physical review letters*, 110(14):146404, 2013.
 - [21] K Sengupta and Diptiman Sen. Entanglement production due to quench dynamics of an anisotropic X Y chain in a transverse field. *Physical Review A*, 80(3):032304, 2009.
 - [22] Philip JD Crowley, Ivar Martin, and Anushya Chandran. Topological classification of quasiperiodically driven quantum systems. *Physical Review B*, 99(6):064306, 2019.
 - [23] Aaron J Friedman, Brayden Ware, Romain Vasseur, and Andrew C Potter. Topological edge modes without symmetry in quasiperiodically driven spin chains. *arXiv preprint arXiv:2009.03314*, 2020.
 - [24] Sayak Ray, Subhasis Sinha, and Diptiman Sen. Dynamics of quasiperiodically driven spin systems. *Physical Review E*, 100(5):052129, 2019.
 - [25] Rasoul Ghadimi, Takanori Sugimoto, K Tanaka, and Takami Tohyama. Topological superconductivity in quasicrystals. *arXiv preprint arXiv:2006.06952*, 2020.
 - [26] Shiro Sakai and Ryotaro Arita. Exotic pairing state in quasicrystalline superconductors under a magnetic field. *Physical Review Research*, 1(2):022002, 2019.
 - [27] S Roche, G Trambly de Laissardière, and D Mayou. Electronic transport properties of quasicrystals. *Journal of Mathematical Physics*, 38(4):1794–1822, 1997.
 - [28] Rasoul Ghadimi, Takanori Sugimoto, and Takami Tohyama. Majorana Zero-Energy Mode and Fractal Structure in Fibonacci-Kitaev Chain. *Journal of the Physical Society of Japan*, 86(11):114707, 2017.
 - [29] Junmo Jeon and SungBin Lee. Topological critical states and anomalous electronic transmittance in one-dimensional quasicrystals. *Physical Review Research*, 3(1):013168, 2021.
 - [30] Junmo Jeon and SungBin Lee. Phonon transmittance of one dimensional quasicrystals. *arXiv preprint arXiv:2009.12378*, 2020.
 - [31] J. Kellendonk, D. Lenz, and J. Savinien. *Mathematics of Aperiodic Order*. Progress in Mathematics. Springer Basel, 2015.
 - [32] L.A. Sadun. *Topology of Tiling Spaces*. University lecture series. American Mathematical Society, 2008.
 - [33] Jean Bellissard. Gap labelling theorems for schrödinger operators. In *From number theory to physics*, pages 538–630. Springer, 1992.
 - [34] John B Parkinson and Damian JJ Farnell. *An introduction to quantum spin systems*, volume 816. Springer,

- 2010.
- [35] Mahito Kohmoto. Electronic states of quasiperiodic systems: Fibonacci and Penrose lattices. *International Journal of Modern Physics B*, 1(01):31–49, 1987.
 - [36] Godfrey Gumbs and MK Ali. Dynamical maps, Cantor spectra, and localization for Fibonacci and related quasiperiodic lattices. *Physical review letters*, 60(11):1081, 1988.
 - [37] Fang Fang, Raymond Aschheim, and Klee Irwin. The Unexpected Fractal Signatures in Fibonacci chains. *arXiv preprint arXiv:1609.01159*, 2016.
 - [38] Cenke Xu and Leon Balents. Topological superconductivity in twisted multilayer graphene. *Physical review letters*, 121(8):087001, 2018.
 - [39] Oguzhan Can, Tarun Tummuru, Ryan P Day, Ilya Elfimov, Andrea Damascelli, and Marcel Franz. High-temperature topological superconductivity in twisted double-layer copper oxides. *Nature Physics*, 17(4):519–524, 2021.
 - [40] Junmo Jeon and SungBin Lee, in preparation.

SUPPLEMENTARY MATERIAL

1. TOPOLOGICAL INVARIANT

In this section, we derive the simplified topological invariant, ν , in the main text[20]. For derivation, we assume that hopping magnitudes and pairing potentials are real values. Hence the global transfer matrix, \mathcal{A}_p , is also real 2×2 matrix that can be written as $\mathcal{A}_p = \begin{pmatrix} a & b \\ c & d \end{pmatrix}$, where a, b, c and d are all reals. Then, its eigenvalues are given by $\lambda_{\pm} = \frac{a+d \pm \sqrt{(a+d)^2 - 4(ad-bc)}}{2}$. We first note that if two eigenvalues are not real, then they are complex conjugate pair. Thus, if there is only one eigenvalue whose magnitude is less than 1 (that is the case of trivial phase), then it should be real eigenvalue, and hence both are reals. Therefore, trivial phase is given by the negative $(\lambda_+^2 - 1)(\lambda_-^2 - 1)$. However, since $(\lambda_+^2 - 1)(\lambda_-^2 - 1) = (\lambda_+ + 1)(\lambda_- + 1)(\lambda_+ - 1)(\lambda_- - 1) = \det(\mathcal{A}_p + I)\det(\mathcal{A}_p - I)$, we have $\nu = -\text{sgn}(f(1)f(-1))$, where $f(z) = \det(\mathcal{A}_p - zI)$. Furthermore, the $f(z)$ becomes singular when $z = \lambda_{\pm}$. Hence we have $\nu = (-1)^{n-1}$, where $n = \frac{1}{2\pi i} \oint_{|z|=1} \frac{f'(z)}{f(z)} dz$ is topological winding number.

2. DERIVATION AND DISCUSSION ABOUT THE TOPOLOGICAL PHASE UNDER $\Delta_{i,i+1} = t_{i,i+1}$

In this section, we derive the topological invariant under $\Delta_{i,i+1} = t_{i,i+1}$ limit (Eq.(4) in the main text) and discuss its influence. Eq.(4) in the main text shows that the topological invariant under $\Delta_{i,i+1} = t_{i,i+1}$ is given by

$$\nu = \text{sgn} \left(\left(\frac{\mu}{2t_S \rho^{\alpha(M)}} \right)^{2M} - 1 \right). \quad (\text{S1})$$

Here, M is the length of the system. See the main text for detailed definitions of the variables. To derive Eq.(S1), we first note that the second column for each transfer matrix in Eq.(3b) in the main text becomes zero under $\Delta_{i,i+1} = t_{i,i+1}$. Also, we note that the set of matrices with zero second column forms a monoid whose identity element is given by $\begin{pmatrix} 1 & 0 \\ 0 & 0 \end{pmatrix}$. Thus, the global transfer matrix, \mathcal{A}_p and its square also have zero second column. Then, when we let a for (1,1) component of \mathcal{A}_p^2 , the topological invariant is given by $\nu = \text{sgn}(a - 1)$. Since the (1,1) component of each transfer matrix in Eq.(3b) in the main text is $\frac{\mu}{2t_{i,i+1}}$, we can achieve $a = \left(\prod_{i=1}^N \frac{\mu}{2t_{i,i+1}} \right)^2$ from the mathematical induction. Note that the chemical potential is uniform in our paper. Let us assume that there are $M\alpha(M)$ number of L tiles among M number of tiles. Then, $a = \left(\frac{\mu}{2t_S \rho^{\alpha(M)}} \right)^{2N}$, and hence we get Eq.(S1).

Next, let us discuss the influence of Eq.(S1). By exemplifying Fibonacci tiling, we survey the energy spectrums and the size of the topological gap for three different strengths of the quasi-periodicity, $\rho = 0.5, 1$ and 2 , where $\rho \equiv t_L/t_S$. Note that we are taking into account $\Delta_{i,i+1} = t_{i,i+1}$ limit. Especially, $\rho = 1$ represents the uniformly periodic case. For comparison, we keep the total kinetics as the main text i.e. $\sum_{i=1}^M t_{i,i+1} = cM$, where c is a constant. Then, from Eq.(S1), the critical chemical potential, μ_* , which divides the topological phase and trivial phase, depends on the strength of the quasi-periodicity. Specifically, the case of $\rho > 1 (< 1)$ establishes $\mu_* > 2t_S (< 2t_S)$, while $\mu_* = 2t_S$ for $\rho = 1$ (See Fig.S1 (a-c)). Furthermore, we investigate the size of the gap, Δ_g as a function of $\mu/2t_S$. As a result, we discover that Δ_g is a curved function of $\mu/2t_S$ when the system admits the nontrivial quasi-periodicity (See Fig.S1 (d).), on the other hand, Δ_g is a linear function of $\mu/2t_S$ for the periodic limit. Note that Δ_g is proportional to $1 - \frac{\mu}{2t_S \rho^{\alpha(M)}}$. Hence the nontrivial quasi-periodicity with $\alpha(M) \neq 0$, we have curved behavior of Δ_g in quasicrystal as contrast to the uniformly periodic system.

3. THE ORIGIN OF THE PROXIMITY INDUCED MAJORANA EDGE MODE OF STACKED QUANTUM WIRES

In this section, we discuss the general origin of the emergent proximity induced Majorana edge mode of stacked quantum wires (See Fig. 1 in the main text). Originally, one wire is the topological superconductor, while the other one is trivial normal metal. However, as turning on the inter-wires hoppings and pairings, the proximity induced b -Majorana edge mode emerges on the right end of the normal metal. Since probability is conserved, there should be Majorana modes in superconducting wire, which have complement probability of it. Given $\rho^{SC} = 0.8$ Fibonacci

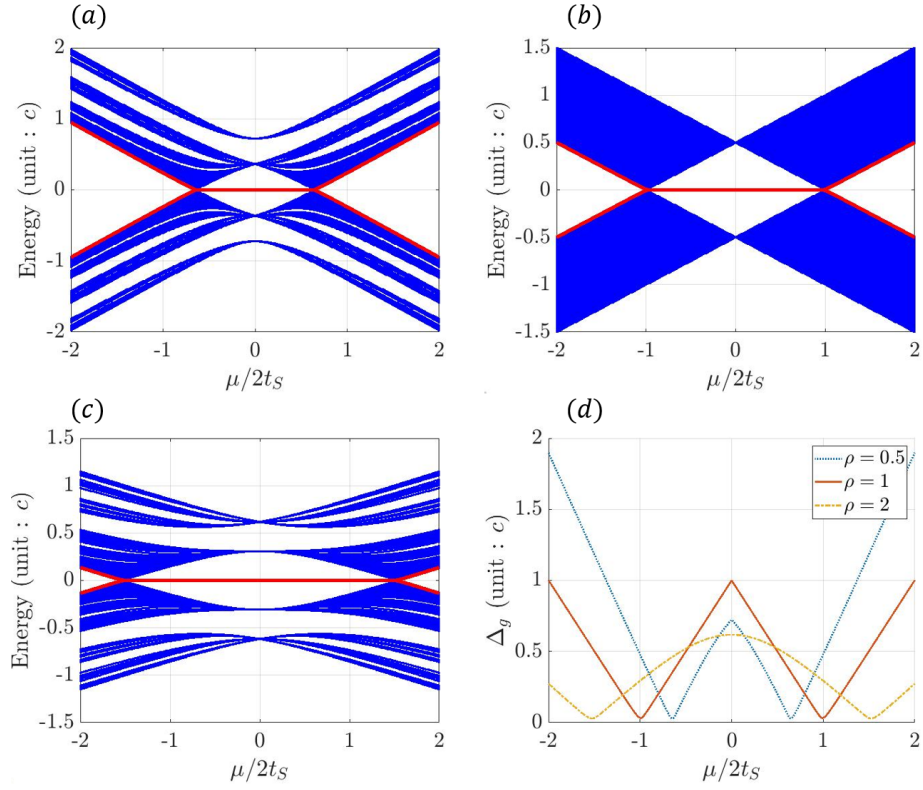


FIG. S1. (a-c) Energy spectrums of Kitaev chain model as a functions of $\mu/2t_S$ on Fibonacci quasicrystal with three different strength of the quasi-periodicity (a) $\rho = 0.5$ (b) $\rho = 1$, periodic limit, and (c) $\rho = 2$, respectively. Red lines represent the middle states. The Majorana edge modes emerge when their is no gap in between middle states. (d) The size of the topological gap, Δ_g as a function of $\mu/2t_S$. The periodic limit (orange line) shows a linear behavior. In contrast, the quasi-periodicity induces the curvature on the relation (yellow and blue dashed lines). See the main text for details.

pattern on the superconducting wire, Fig.S2 (a) illustrates that the probabilities of the b -Majorana edge modes on the right end of the superconductor ($P(b_{M+1}^{SC})$, blue color) and normal metal ($P(b_{M+1}^N)$, orange color) as the functions of the strength of inter-wires pairing, δ , respectively. It shows that the Majorana edge mode on the same end of the superconductor is always the origin of the proximity induced Majorana edge mode. We also compute the two-site correlation function, $\langle ib_{M+1}^{SC} b_{M+1}^N \rangle$, in Fig.S2 (b). The inter-wires pairing, δ , enhances the correlation function when it is small. On the other hand, it reduces the correlation function for sufficiently large inter-wires pairing regime. It is because the strong inter-wires coupling merges two wires as a single one.

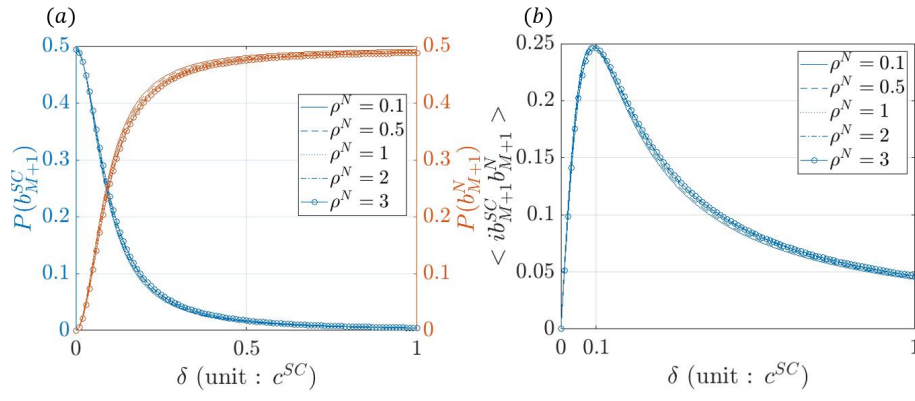


FIG. S2. Demonstration of the proximity induced Majorana edge mode. Here, we fix $\rho^{SC} = 0.8$. (a) The probability of the b -Majorana fermion on the right end of each wire as a function of the inter-wires pairing strength, δ . Regardless of the strength of quasi-periodicity, ρ^N , two probabilities are complementary. (b) The two-site correlation function, $\langle ib_{M+1}^{SC} b_{M+1}^N \rangle$ as a function of δ . The small δ enhances the two-site correlation function, but sufficiently large δ rather reduces it. See the main text for the detailed information.