

Boundary One-Point Function of the Rational Six-Vertex Model with Partial Domain Wall Boundary Conditions: Explicit Formulas and Scaling Properties

Mikhail D. MININ and Andrei G. PRONKO

Steklov Mathematical Institute, Fontanka 27, St. Petersburg, 191023, Russia

E-mail: mininmd96@gmail.com, agp@pdmi.ras.ru

Received August 16, 2021, in final form December 18, 2021; Published online December 25, 2021

<https://doi.org/10.3842/SIGMA.2021.111>

Abstract. We consider the six-vertex model with the rational weights on an $s \times N$ square lattice, $s \leq N$, with partial domain wall boundary conditions. We study the one-point function at the boundary where the free boundary conditions are imposed. For a finite lattice, it can be computed by the quantum inverse scattering method in terms of determinants. In the large N limit, the result boils down to an explicit terminating series in the parameter of the weights. Using the saddle-point method for an equivalent integral representation, we show that as s next tends to infinity, the one-point function demonstrates a step-wise behavior; at the vicinity of the step it scales as the error function. We also show that the asymptotic expansion of the one-point function can be computed from a second-order ordinary differential equation.

Key words: lattice models; domain wall boundary conditions; phase separation; correlation functions; Yang–Baxter algebra

2020 Mathematics Subject Classification: 05A19; 05E05; 82B23

*Dedicated to Professor Leon Armenovich Takhtajan
on the occasion of his 70th birthday*

1 Introduction

Integrability of 1D quantum systems is closely related to the notion of the Bethe ansatz and, even more significantly, to its algebraic version, introduced by Takhtajan and Faddeev [40]. In a more general sense, the proposed method consists in quantization of the monodromy matrix of a classical integrable system in the settings of an inverse scattering problem, – hence the name quantum inverse scattering method (QISM) [30].

The central role in the QISM is played by commutation relations between operators being matrix elements of the quantum monodromy matrix. These commutation relations are described by the so-called R -matrix, which also has the meaning of a matrix of Boltzmann weights of some lattice model of 2D statistical mechanics. The crucial property of the R -matrix is that it obeys the Yang–Baxter relation, which leads to integrability of the underlying lattice model. This means that its transfer matrix in the case of periodic boundary conditions appears to be a generating function of an infinite number of commuting operators.

A famous and important example is provided by the six-vertex model, also known as the ice-type model [2]. It is related to the so-called trigonometric R -matrix, and, as a special case, the rational R -matrix. These two R -matrices describe commutation relations for the elements of the monodromy matrices of the Heisenberg XXZ and XXX spin chains, respectively.

This paper is a contribution to the Special Issue on Mathematics of Integrable Systems: Classical and Quantum in honor of Leon Takhtajan.

The full collection is available at <https://www.emis.de/journals/SIGMA/Takhtajan.html>

In [29], Korepin, in addressing the proof within the QISM of the Gaudin hypothesis on the norm of Bethe states, showed that the scalar products in the N -particle sector are expressed in terms of a special object, which has a meaning as the partition function of the six-vertex model on a finite-size domain constructed by intersection of N vertical and N horizontal lines, the so-called $N \times N$ lattice, with special fixed boundary conditions called domain wall boundary conditions (DWBC). In the spin language for local states, typical for the QISM, they mean that the states on each of the four boundaries are all the same, and have the opposite values, spin up versus spin down, at the opposite boundaries of the $N \times N$ lattice, so as a result, the boundary spins around the $N \times N$ lattice form a domain wall.

A milestone result was later obtained by Izergin [21], who wrote down an explicit determinant formula satisfying all the properties listed by Korepin in [29], which fix completely the partition function [22]. Besides applications to study of correlation functions of the related 1D quantum systems [27, 28, 30], this result has turned out to be of importance, e.g., in combinatorics, for proving long-standing conjectures on enumerations of alternating-sign matrices [35, 42]. Further study of the six-vertex model with DWBC has showed that it provides an example of a statistical mechanics model where the boundary conditions significantly affect bulk thermodynamic quantities [4, 31]. That is closely related to presence of nontrivial limit shapes in the scaling limit, as has been established both numerically and analytically [1, 3, 8, 9, 25, 36, 39].

The six-vertex model is also very interesting in the case where DWBC are relaxed at one of their four boundaries. These are the so-called partial domain wall boundary conditions (pDWBC). Specifically, the six-vertex model is considered on an $s \times N$ lattice, $s \leq N$, and pDWBC mean that DWBC are kept at the two boundaries of length s and one boundary of length N , while the remaining boundary of length N is left free, that is, the summation over all possible states is performed. This model arises, in particular, in the context of calculations of correlation function in $\mathcal{N} = 4$ supersymmetric Yang–Mills theory [13, 14, 19, 24].

Unlike the case of DWBC, in the case of pDWBC determinant representations are only known for the rational weights and non-symmetric trigonometric weights satisfying the Gwa–Spohn stochasticity condition [20]. Determinant representations have been obtained by Foda and Wheeler [16, 17, 41] and Kostov [32, 33]; thermodynamics has been studied by Bleher and Liechty [5]. For arbitrary symmetric weights, apart from the free-fermion case, it seems no general determinant formula for the partition function exists, although in the limit $N \rightarrow \infty$ the partition function can be given in terms of a Pfaffian [38].

In the present paper, limiting ourselves by the case of rational weights, we study the simplest one-point correlation function describing polarization at the boundary where the free conditions are imposed. Our central result is an explicit formula for this function in the limit $N \rightarrow \infty$ (see Proposition 3.2 in Section 3.1). In this limit the lattice turn into the semi-infinite lattice strip; for simplicity, we call it semi-infinite lattice. We obtain this formula by two methods. We first show that it can be conjectured using a formulation of the model in terms off-shell Bethe states in the coordinate form, and next we give a proof using the QISM formalism. In the latter, a contour integral formula for the one-point function appears, which turns out to be convenient for proving various other representations.

We also study the scaling properties of the boundary one-point function as s tends to infinity and the mesh size of the lattice vanishes, so that lattice is scaled to a semi-infinite strip of a unit width. We find that the one-point function demonstrates a step-wise behavior; at the vicinity of the step it scales as a (complementary) error function. Again, we use two methods to obtain the result. One is the saddle-point method applied to the contour integral formula. Since it appears rather subtle in its topological part, we show that the same result can also be obtained from an ordinary differential equation (ODE) for the one-point function by means of the method proposed in [26]. This method allows for construction of the asymptotic expansion recursively

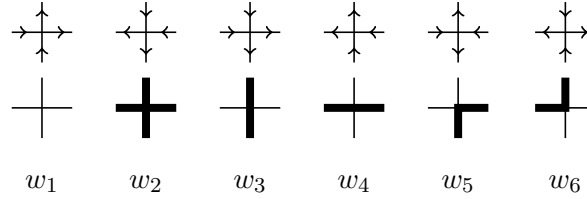


Figure 1. Admissible vertex configurations in terms of arrows (first row), solid lines (second row), and their Boltzmann weights w_i (third row).

starting from the leading term, which is simply determined in our case as a proper root of an algebraic cubic equation.

The present paper can be seen as a complementary to [37] where we have derived a formula in terms of a sum over the Jacobi polynomials. The main difference is that in our QISM calculations here we put forward the determinant formula by Kostov. This makes it possible to take the $N \rightarrow \infty$ limit before the homogeneous limit, that significantly simplifies subsequent calculations.

The paper is organized as follows. In Section 2 we give the definition of the model and recall the determinant formulas for the partition function. Section 3 is devoted to the boundary one-point function and the QISM calculations. Section 4 contains derivation of the step-function behavior of the one-point function in the scaling limit; we also prove that it obeys a second-order ODE and explain how this equation can be used to build the asymptotic expansion. In Section 5 we briefly discuss our results, also in application to the phase separation phenomena.

2 Six-vertex model with partial domain wall boundary conditions

In the section we define the model and give some basic results, such as determinant formulas for the partition function in the case of rational Boltzmann weights. We also explain how it simplifies in the limit of a semi-infinite lattice.

2.1 Definition of the model

We consider the six-vertex model on an $s \times N$ square lattice, $s \leq N$, i.e., a lattice obtained by intersection of s horizontal and N vertical lines. The configurations of the six-vertex model are usually defined in terms of arrows placed on edges, or, equivalently, in terms of solid lines. The correspondence between arrows and lines is the following: if the edge has left or down arrow, then it carries a solid line, otherwise, if it has right or up arrow, it is empty. The allowed arrow configurations around a vertex are only those which contain an equal number of incoming and outgoing arrows, or, in terms of lines, only those which conserve the number of lines passing along the NE-SW direction, see Figure 1, where the six allowed vertex configurations are given in the standard order [2]. The partition function of the six-vertex model is defined as

$$Z = \sum_{\mathcal{C} \in \Omega} \prod_{i=1, \dots, 6} w_i^{n_i(\mathcal{C})}, \quad (2.1)$$

where Ω is the set of allowed arrow configurations, $n_i(\mathcal{C})$ is the number of vertices of type i ($i = 1, \dots, 6$) in the configuration \mathcal{C} , and w_i is the corresponding Boltzmann weight of the vertex.

The set Ω of allowed configurations (i.e., over those the summation in (2.1) is performed) depends on the boundary conditions imposed. For our $s \times N$ lattice (recall that $s \leq N$) we

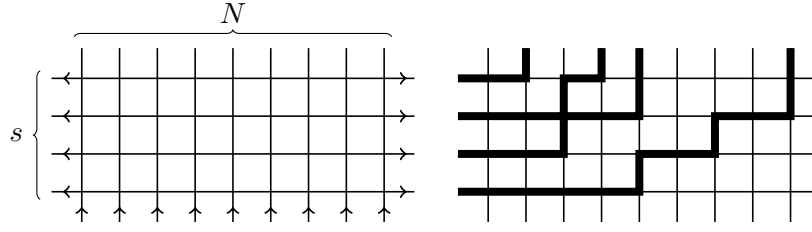


Figure 2. Partial domain wall boundary conditions: the arrow states on external edges on the left, bottom and right boundaries are fixed, while on the top boundary the summation over all possible states is performed (left); one of the possible configurations in terms of the solid lines (right).

take the so-called *partial domain wall boundary conditions* (pDWBC) which are defined as follows. All arrows on the left and right boundaries are outgoing, those on the bottom boundary are incoming, but on the top boundary the summation over all possible arrow configurations is performed, see Figure 2. In the special case $s = N$, the only possible configuration on the top boundary is with all incoming arrows, that corresponds to the domain wall boundary conditions [17, 29].

Throughout this paper we take the Boltzmann weights invariant under reversal of all arrows,

$$w_1 = w_2 =: a, \quad w_3 = w_4 =: b, \quad w_5 = w_6 =: c, \quad (2.2)$$

and, furthermore, of the form

$$a = 1, \quad b = t, \quad c = 1 - t, \quad 0 \leq t < 1. \quad (2.3)$$

The model with weights given by (2.2) and (2.3) is known as the *rational* six-vertex model, since it is related to the rational R -matrix in the Yang–Baxter relation. In terms of the parameter

$$\Delta = \frac{a^2 + b^2 - c^2}{2ab},$$

relevant for the description of the phase diagram of the symmetric six-vertex model (see, e.g., [2]), it corresponds to the case $\Delta = 1$, where among the two possible branches, $a < b$ and $a > b$, the latter has been chosen. This means that the weights (2.3) have the following important property

$$b + c = a = 1. \quad (2.4)$$

Here, the second equality is simply the choice of normalization, which is crucial for considering the semi-infinite lattice limit in what follows. The first equality in (2.4) implies stochasticity of the model [20]. Namely, interpreting the Boltzmann weight as a probability of passing a solid line through the vertex (see Figure 1), one finds that the total probability is conserved (and equals to 1); the parameter t in (2.3) gives the probability of passing through the vertex without change of the direction.

2.2 Determinant formulas for the partition function

To apply the quantum inverse scattering method (QISM) we consider the inhomogeneous version of the model where the Boltzmann weights a , b , and c are site-dependent. Namely, we introduce two sets of parameters, each parameter associated with a line of the lattice. Let parameters $\lambda_1, \dots, \lambda_s$ correspond to the horizontal lines enumerated from top to bottom and ν_1, \dots, ν_N

correspond to the vertical lines enumerated from left to right.¹ The weights of the vertex being at the intersection of j -th horizontal and k -th vertical lines are

$$a_{jk} = 1, \quad b_{jk} = b(\lambda_j, \nu_k), \quad c_{jk} = c(\lambda_j, \nu_k), \quad (2.5)$$

where

$$b(\lambda, \nu) = \frac{\lambda - \nu}{\lambda - \nu + 1}, \quad c(\lambda, \nu) = \frac{1}{\lambda - \nu + 1}. \quad (2.6)$$

The case of all the parameters equal to each other within each set, $\lambda_1 = \dots = \lambda_s = \lambda$ and $\nu_1 = \dots = \nu_N = \nu$, where, without loss of generality, we can set $\nu = 0$, corresponds to the homogeneous model. In what follows, we call this case the homogeneous limit. The case where $\nu_1, \dots, \nu_N = 0$, but all $\lambda_1, \dots, \lambda_s$ remain distinct, will be referred to as the partial homogeneous limit.

Basically, two determinant formulas are known for the partition function of the inhomogeneous model. One is in terms of $N \times N$ determinant and it has been obtained by Foda and Wheeler [17].

Proposition 2.1 (Foda and Wheeler). *The partition function of the six-vertex model with pDWBC can be written in the form*

$$Z = \frac{\prod_{j=1}^s \prod_{k=1}^N (\lambda_j - \nu_k)}{\prod_{1 \leq j < k \leq s} (\lambda_k - \lambda_j) \prod_{1 \leq j < k \leq N} (\nu_j - \nu_k)} \det \left[\begin{cases} \varphi(\lambda_i, \nu_j), & i \leq s \\ \nu_j^{N-i}, & i > s \end{cases} \right]_{i,j=1,\dots,N}, \quad (2.7)$$

where

$$\varphi(\lambda, \nu) = \frac{1}{(\lambda - \nu + 1)(\lambda - \nu)}. \quad (2.8)$$

Apparently, (2.7) provides a generalization of the well-known formula [21, 22, 29] for the partition function of the six-vertex model in the case of $s \times s$ lattice with DWBC to the case of $s \times N$ lattice with pDWBC, valid for the rational weights.² On the other hand, (2.7) can be obtained from the DWBC case but for the $N \times N$ lattice, in the limit where $(N - s)$ parameters associated with the rows are sent to infinity, $\lambda_{N-s+1}, \dots, \lambda_N \rightarrow \infty$ [17].

Another formula for the partition function is in terms of $s \times s$ determinant and it is due to Kostov [32, 33].

Proposition 2.2 (Kostov). *The partition function of the rational six-vertex model with pDWBC admits the representation*

$$Z = \prod_{1 \leq j < k \leq s} \frac{1}{\lambda_k - \lambda_j} \det \left[\lambda_i^{j-1} - (\lambda_i + 1)^{j-1} \prod_{k=1}^N b(\lambda_i, \nu_k) \right]_{i,j=1,\dots,s}, \quad (2.9)$$

where the function $b(\lambda, \nu)$ is defined in (2.6).

¹In [37], we have used the reverse order for the vertical lines; the reason to change the convention is motivated by calculations in Section 3.2.

²For the rational case, exactly which we discuss here, this formula can also be found in the monograph by Gaudin [18, Proposition J₂], where it appears as a representation for the off-shell Bethe state with the consecutive values of the particles' coordinates. However, to identify this quantity as the partition function of the six-vertex model with DWBC, some additional tools are needed; this becomes apparent within the QISM formalism (see discussion in Section 3.1).

The equivalence of (2.7) and (2.9) was proved in [17].

Let us now discuss these representations in the homogeneous limit. We will focus mostly on (2.7), since these two representations at some stage coincide explicitly, see the discussion below after (2.15).

We first consider the partition function in the partial homogeneous limit, where $\nu_1, \dots, \nu_N \rightarrow 0$, but $\lambda_1, \dots, \lambda_s$ are still arbitrary. In this limit (2.9) is non-singular, and can be trivially computed, while treatment of (2.7) requires some work. The key relation here is that if $f_1(\nu), \dots, f_N(\nu)$ are at least $N-1$ times differentiable functions with respect to their arguments, then

$$\lim_{\nu_1, \dots, \nu_N \rightarrow 0} \prod_{1 \leq j < k \leq N} \frac{1}{\nu_k - \nu_j} \det [f_i(\nu_j)]_{i,j=1, \dots, N} = \frac{1}{\prod_{k=1}^{N-1} k!} \det [f_i^{(j-1)}(\nu)]_{i,j=1, \dots, N}.$$

Using the property $\partial_\nu \varphi(\lambda, \nu) = -\partial_\lambda \varphi(\lambda, \nu)$, see (2.8), and denoting $\varphi(\lambda) \equiv \varphi(\lambda, 0)$, we get

$$\begin{aligned} & \lim_{\nu_1, \dots, \nu_N \rightarrow 0} \prod_{1 \leq j < k \leq N} \frac{1}{\nu_j - \nu_k} \det \left[\begin{cases} \varphi(\lambda_i, \nu_j), & i \leq s \\ \nu_j^{N-i}, & i > s \end{cases} \right]_{i,j=1, \dots, N} \\ &= \frac{(-1)^{\frac{N(N-1)}{2}}}{\prod_{k=1}^{N-1} k!} \det \left[\begin{cases} (-1)^{j-1} \varphi^{(j-1)}(\lambda_i), & i \leq s \\ (j-1)! \delta_{N-i, j-1}, & i > s \end{cases} \right]_{i,j=1, \dots, N} \\ &= \frac{(-1)^{s(N-s)}}{\prod_{k=1}^s (N-k)!} \det [\varphi^{(N-s+j-1)}(\lambda_i)]_{i,j=1, \dots, s}. \end{aligned}$$

Note that here the last determinant is of size $s \times s$. As a result, for the partition function of the partially inhomogeneous model we have

$$Z = \frac{(-1)^{s(N-s)}}{\prod_{k=1}^s (N-k)!} \frac{\prod_{j=1}^s \lambda_j^N}{\prod_{1 \leq j < k \leq s} (\lambda_k - \lambda_j)} \det [\varphi^{(N-s+i-1)}(\lambda_j)]_{i,j=1, \dots, s}. \quad (2.10)$$

Let us now consider the homogeneous limit of (2.7) in the full set of parameters, namely, we also take the limit $\lambda_1, \dots, \lambda_s \rightarrow \lambda$ in addition to $\nu_1, \dots, \nu_N \rightarrow 0$. Along the same lines, the following relation holds

$$\begin{aligned} & \lim_{\substack{\nu_1, \dots, \nu_N \rightarrow 0 \\ \lambda_1, \dots, \lambda_s \rightarrow \lambda}} \prod_{1 \leq j < k \leq s} \frac{1}{\lambda_k - \lambda_j} \prod_{1 \leq j < k \leq N} \frac{1}{\nu_j - \nu_k} \det \left[\begin{cases} \varphi(\lambda_i, \nu_j), & i \leq s \\ \nu_j^{N-i}, & i > s \end{cases} \right]_{i,j=1, \dots, N} \\ &= \frac{(-1)^{s(N-s)}}{\prod_{k=1}^s (N-k)! \prod_{k=1}^{s-1} k!} \det [\varphi^{(N-s+i+j-2)}(\lambda)]_{i,j=1, \dots, s}. \end{aligned}$$

Hence, for the homogeneous model the following formula is valid:

$$Z = \frac{(-1)^{s(N-s)} \lambda^{sN}}{\prod_{k=1}^s (N-k)! \prod_{k=1}^{s-1} k!} \det [\varphi^{(N-s+i+j-2)}(\lambda)]_{i,j=1, \dots, s}. \quad (2.11)$$

Note that the result is given in terms of the determinant of a Hankel matrix, similarly to the DWBC case [5, 22].

Now we consider how these representations can be made more explicit, by computing derivatives of the function $\varphi(\lambda)$. Indeed, let us switch from the variable λ to the variable t appearing in (2.3),

$$t = b(\lambda, 0) = \frac{\lambda}{\lambda + 1}, \quad \lambda = \frac{t}{1 - t}. \quad (2.12)$$

Writing the function $\varphi(\lambda)$ in the form

$$\varphi(\lambda) = \frac{1}{\lambda} - \frac{1}{\lambda + 1} = \frac{1-t}{t} - (1-t),$$

the n -th derivative with respect to λ in terms of t can be readily computed to be

$$\varphi^{(n)}(\lambda) = (-1)^n n! \left(\frac{1-t}{t} \right)^{n+1} (1-t^{n+1}). \quad (2.13)$$

Consider the partially inhomogeneous model with the weights parameterized in terms of the parameters $t_j = b(\lambda_j, 0)$, $j = 1, \dots, s$. Substituting (2.13) into (2.10), and taking into account that

$$\prod_{1 \leq j < k \leq s} (\lambda_k - \lambda_j) = \prod_{1 \leq j < k \leq s} \frac{t_k - t_j}{(1-t_k)(1-t_j)} = \frac{1}{\prod_{j=1}^s (1-t_j)^{s-1}} \prod_{1 \leq j < k \leq s} (t_k - t_j), \quad (2.14)$$

we obtain

$$\begin{aligned} Z = & \frac{(-1)^{s(N-s)}}{\prod_{k=1}^s (N-k)!} \prod_{j=1}^s \frac{t_j^N}{(1-t_j)^{N-s+1}} \prod_{1 \leq j < k \leq s} \frac{1}{t_k - t_j} \\ & \times \det \left[(-1)^{N-s+j-1} (N-s+j-1)! \left(\frac{1-t_i}{t_i} \right)^{N-s+j} (1-t_i^{N-s+j}) \right]_{i,j=1,\dots,s}. \end{aligned}$$

Simplifying factors coming from the determinant, we end up with

$$Z = \frac{(-1)^{\frac{s(s-1)}{2}}}{\prod_{1 \leq j < k \leq s} (t_k - t_j)} \det [(1-t_i)^{j-1} (t_i^{s-j} - t_i^N)]_{i,j=1,\dots,s}. \quad (2.15)$$

Note that this formula is in fact identical to (2.9) in the partial homogeneous limit, modulo factor $(1-t_i)^{s-1}$ for the entries of the matrix, see also (2.14).

In the fully homogeneous case, the similar calculation in the case of (2.11) yields

$$Z = \frac{1}{\prod_{k=1}^s (N-k)! \prod_{k=1}^{s-1} k!} \det [(N-s+i+j-2)! (1-t^{N-s+i+j-1})]_{i,j=1,\dots,s}. \quad (2.16)$$

Note that, taking the limit $t_1, \dots, t_s \rightarrow t$ in (2.15) one obtains the determinant of a different matrix; it can be easily shown, however, that it can be reduced to that in (2.16) by a successive subtraction of its rows.

Thus, we have shown that the representations due to Foda–Wheeler (2.7) and due to Kostov (2.9) lead to essentially the same formula already in the partial homogeneous limit. For the homogeneous model it is given by a Hankel determinant, see (2.16).

2.3 The limit of semi-infinite lattice

The model with pDWBC is interesting in that it admits the limit $N \rightarrow \infty$ under a certain restriction on the weights [38]. Namely, for the model with symmetric weights (2.2) one have to set $a = 1$ and $b < 1$, that is apparently fulfilled in (2.3). The limit $N \rightarrow \infty$ means that the right boundary goes to infinity, so that the lattice becomes a semi-infinite lattice strip, with s rows. The boundary conditions on the right boundary become effectively vanishing, that is guaranteed by fact that the a -weight is normalized to one and that the b -weight, which is now the parameter t , satisfies $0 \leq t < 1$.

For rather general settings but limiting to the rational weights, the following important property holds. For the six-vertex model on $s \times N$ lattice with pDWBC and with the weights satisfying condition (2.4) at each lattice vertex, the partition function in the limit $N \rightarrow \infty$ is equal to one,

$$\lim_{N \rightarrow \infty} Z = 1. \quad (2.17)$$

The property (2.17) can be seen as a consequence of stochasticity expressed by the relation (2.4), see, e.g., [20]. Indeed, the s paths all entering at the left boundary must all exit at the top boundary, with the total probability equal to 1, as far as the total probability is conserved at each lattice vertex.

It is interesting to see how (2.17) can be approached from the determinant representations considered above. As far as representation (2.7) involves the determinant of $N \times N$ matrix, it can hardly be used for this purpose directly. On the other hand, representation (2.9) almost immediately leads to the result, since

$$\prod_{k=1}^N b(\lambda_i, \nu_k) \xrightarrow{N \rightarrow \infty} 0, \quad i = 1, \dots, s.$$

Hence, the second term in the determinant in (2.9) vanishes, and the determinant boils down to the Vandermonde determinant exactly cancelling the pre-factor in (2.9), that yields (2.17).

It is useful to mention how this result can be obtained from the formula for the partition function of the homogeneous model, given by (2.16). It is convenient to consider the determinant of a slightly more general matrix, with the entries

$$A_{ij} = (\alpha + i + j - 2)!(1 - t^{\alpha+i+j-1}).$$

When α is large, they behave as

$$A_{ij} = (\alpha + i + j - 2)!(1 + O(e^{-\alpha|\log t|})).$$

For s kept finite as $\alpha \rightarrow \infty$, we have

$$\det[A_{ij}]_{i,j=1,\dots,s} = \det[(\alpha + i + j - 2)!]_{i,j=1,\dots,s} (1 + O(e^{-\alpha|\log t|})),$$

and so the determinant can be evaluated using the fact that the leading term of A_{ij} is nothing but the moment of the orthogonality measure of the Laguerre polynomials $\{L_n^{(\alpha)}(x)\}_{n=0}^{\infty}$,

$$(\alpha + i + j - 2)! = \int_0^{\infty} x^{i+j-2} e^{-x} x^{\alpha} dx.$$

The standard technique of evaluation of the determinant of a Hankel matrix yields

$$\det[(\alpha + i + j - 2)!]_{i,j=1,\dots,s} = \prod_{j=0}^{s-1} (\alpha + j)! j!.$$

Setting here $\alpha = N - s$, and substituting the result in (2.16), we obtain (2.17).

3 Boundary one-point function

In this section we introduce and compute the boundary one-point function. We start with exposing a connection of the model with off-shell Bethe states, give a multiple integral formula for the one-point function, and present a conjectural explicit expression. In the remaining part of this section we give a proof of this result.

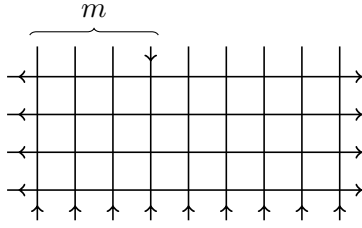


Figure 3. Definition of the boundary one-point function $G_{\downarrow}(m)$: probability of observing configurations with the arrow on the top boundary at the m th vertical line to be pointing down.

3.1 Relation to off-shell Bethe states

We define the boundary one-point function as describing the probability of observing a down arrow, at the m th, from the left, vertical line at the top boundary,

$$G_{\downarrow}(m) = \frac{1}{Z} \sum_{\mathcal{C} \in \Omega^{\downarrow m}} \prod_{i=1, \dots, 6} w_i^{n_i(\mathcal{C})}. \quad (3.1)$$

Here the summation is restricted to the subset of configurations $\Omega^{\downarrow m} \subset \Omega$ such that the arrow at the m th edge of the top boundary is fixed to be pointed down, see Figure 3. In terms of lines, we thus require that this edge contains a solid line. Since all configurations \mathcal{C} contain exactly s solid lines, the one-point function $G_{\downarrow}(m) = G_{\downarrow}(m; s, N)$ satisfies the normalization condition (a sum rule):

$$\sum_{m=1}^N G_{\downarrow}(m) = s.$$

Thus, the boundary one-point function (3.1) describes distribution of paths at the top boundary where the free boundary conditions are imposed. Note that in the special case $s = N$, where pDWBC become DWBC, all edges on the top boundary contain solid lines, hence $G_{\downarrow}(m; N, N) = 1$. Our aim in this subsection is to show that in the limit of the semi-infinite lattice, $N \rightarrow \infty$, a nice explicit expression can be conjectured for $G_{\downarrow}(m)$ as a function of the parameter t of the homogeneous model Boltzmann weights (2.3).

The key ingredient of our consideration here will be a connection of the six-vertex model with pDWBC with off-shell Bethe states. To outline this connection, and for a latter use, we need to give an operator formulation of the model in the framework of the QISM [30].

We start with introducing correspondence between arrow states and the spin-up and spin-down vectors forming a basis of the space \mathbb{C}^2 as follows:

$$\begin{aligned} \uparrow, \rightarrow &\iff |\uparrow\rangle \text{ or } \langle\uparrow|, \\ \downarrow, \leftarrow &\iff |\downarrow\rangle \text{ or } \langle\downarrow|. \end{aligned} \quad (3.2)$$

The ket vectors are column vectors

$$|\uparrow\rangle = \begin{pmatrix} 1 \\ 0 \end{pmatrix}, \quad |\downarrow\rangle = \begin{pmatrix} 0 \\ 1 \end{pmatrix},$$

and the bra vectors are the corresponding row vectors,

$$\langle\uparrow| = (1 \ 0), \quad \langle\downarrow| = (0 \ 1).$$

Next, to the vertex being at the intersection of k th column and j th row we associate an operator $L_{jk}(\lambda_j, \nu_k)$. Recall that λ_j , $j = 1, \dots, s$, and ν_k , $k = 1, \dots, N$, are the parameters

of the inhomogeneous version of the model, introduced in Section 2.2. The L -operator acts non-trivially in the direct product of two vector spaces \mathbb{C}^2 : the “horizontal” space $\mathcal{H}_j = \mathbb{C}^2$ (associated with the j -th row) and the “vertical” space $\mathcal{V}_k = \mathbb{C}^2$ (associated with the k th column). Graphically, the L -operator acts from top to bottom and from right to left. In other words, we define the L -operator as a matrix of the Boltzmann weights of the vertex, with the arrow states on the top and right edges as “in” indices, and those on the left and bottom edges, as “out” ones.

For the arbitrary weights a_{jk} , b_{jk} , and c_{jk} , the L -operator reads

$$L_{jk}(\lambda_j, \nu_k) = a_{jk} \frac{1 + \tau_j^z \sigma_k^z}{2} + b_{jk} \frac{1 - \tau_j^z \sigma_k^z}{2} + c_{jk} (\tau_j^+ \sigma_k^- + \tau_j^- \sigma_k^+),$$

where $\tau_j^{\pm, z}$ ($\sigma_k^{\pm, z}$) are the Pauli spin-1/2 operators associated with the space \mathcal{H}_j (\mathcal{V}_k). Specifically, for the weights (2.5), one has

$$L_{jk}(\lambda_j, \nu_k) = b(\lambda_j, \nu_k) + c(\lambda_j, \nu_k) \mathcal{P}_{jk},$$

where \mathcal{P}_{jk} is the permutation operator, and the functions $b(\lambda, \nu)$ and $c(\lambda, \nu)$ are defined in (2.6).

Now consider a horizontal line, say j th, of our $s \times N$ square lattice, but at the moment we let the states on the external horizontal edges take arbitrary values. The “Boltzmann weight” of the whole line can be given as an ordered product of the L -operators, usually called in the QISM the monodromy matrix:

$$T_j^V(\lambda_j) = L_{j1}(\lambda_j, \nu_1) L_{j2}(\lambda_j, \nu_2) \cdots L_{jN}(\lambda_j, \nu_N) = \begin{pmatrix} A^V(\lambda_j) & B^V(\lambda_j) \\ C^V(\lambda_j) & D^V(\lambda_j) \end{pmatrix}_{[\mathcal{H}_j]}.$$

Here, the 2×2 matrix is written in the space \mathcal{H}_j , as indicated in the subscript. The operators $A^V(\lambda_j), \dots, D^V(\lambda_j)$ depend on the parameters ν_1, \dots, ν_N ; we skip this dependence in the notation for a simplicity. These operators act in the space $\mathcal{V} = \otimes_{k=1}^N \mathcal{V}_k$ and describe transition from a row to row in the vertical direction, as indicated by the superscript. Note that they contain information about which horizontal line they correspond, namely the j th one, only via their argument, λ_j .

Fixing the states on the external horizontal edges specifies which operator out the four $A^V(\lambda_j), \dots, D^V(\lambda_j)$ corresponds to the horizontal line. In the case of pDWBC, our convention between arrow states and basis vectors (3.2) selects the C^V -operators for each line. Denoting the basis vectors of the space \mathcal{V}_k by $|\uparrow_k\rangle$ and $|\downarrow_k\rangle$, one can encode the open boundary conditions on the top boundary by the state

$$|\uparrow^V\rangle \equiv \otimes_{k=1}^N (|\uparrow_k\rangle + |\downarrow_k\rangle).$$

The boundary conditions on the bottom boundary correspond to the state

$$\langle \uparrow^V | \equiv \otimes_{k=1}^N \langle \uparrow_k |.$$

Thus, the partition function of the six-vertex model with pDWBC can be written as the following matrix element:

$$Z = \langle \uparrow^V | C^V(\lambda_s) \cdots C^V(\lambda_1) | \uparrow^V \rangle. \quad (3.3)$$

The boundary one-point function (3.1) can be defined as

$$G_{\downarrow}(m) = \frac{1}{Z} \langle \uparrow^V | C^V(\lambda_s) \cdots C^V(\lambda_1) \pi_m^{\downarrow} | \uparrow^V \rangle,$$

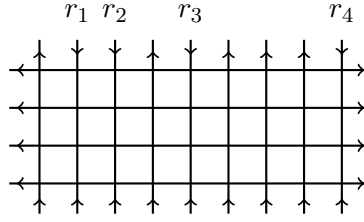


Figure 4. Definition of the partition function Z_{r_1, \dots, r_s} : the down arrows at the top boundary are fixed at the positions $1 \leq r_1 < \dots < r_s \leq N$. Here, $N = 9$, $s = 4$, and $\{r_1, r_2, r_3, r_4\} = \{2, 3, 5, 9\}$.

where π_m^\downarrow denotes the projector to the spin-down state in the space \mathcal{V}_m , namely, $\pi_m^\downarrow = \frac{1}{2}(1 - \sigma_m^z)$.

Now we are ready to establish the connection with the off-shell Bethe states. For this end, we introduce one more object, namely the partition function of the model on the $s \times N$ lattice with the down arrows located at the positions r_1, \dots, r_s on the top boundary, see Figure 4. Let us denote this partition function as Z_{r_1, \dots, r_s} . Similarly to (3.3), we can write

$$Z_{r_1, \dots, r_s} = \langle \uparrow^V | C^V(\lambda_s) \cdots C^V(\lambda_1) \sigma_{r_1}^- \cdots \sigma_{r_s}^- | \uparrow^V \rangle. \quad (3.4)$$

To establish of a connection of the partition function Z with Z_{r_1, \dots, r_s} , let us consider the vector $|\uparrow^V\rangle$ in (3.3). Apparently, only the states with s down spins contribute in (3.3), and therefore one can replace the vector $|\uparrow^V\rangle$ by the sum over such states:

$$|\uparrow^V\rangle \Rightarrow \sum_{1 \leq r_1 < \dots < r_s \leq N} \sigma_{r_1}^- \cdots \sigma_{r_s}^- |\uparrow^V\rangle.$$

In other words, we have

$$Z = \sum_{1 \leq r_1 < \dots < r_s \leq N} Z_{r_1, \dots, r_s}.$$

The connection of Z_{r_1, \dots, r_s} with the boundary one-point function is slightly more subtle [7],

$$G_\downarrow(m) = Z^{-1} \sum_{l=1}^s \sum_{1 \leq r_1 < \dots < r_{l-1} < m < r_{l+1} < \dots < r_s \leq N} Z_{r_1, \dots, r_{l-1}, m, r_{l+1}, \dots, r_s}, \quad (3.5)$$

where the inner summation, over the values of r 's, is performed with m kept fixed.

Coming back to formula (3.4), the main observation one can make about it is that by its form it hints at the fact that Z_{r_1, \dots, r_s} is nothing but a component of the off-shell Bethe state in the sector with s particles. For a sake of simplicity, and also because we are interested in the homogeneous model, we illustrate this fact for the partially homogeneous model, which we define as in Section 2.2, by setting $\nu_1, \dots, \nu_s = 0$. Then introduce variables

$$t_j = b(\lambda_j, 0), \quad j = 1, \dots, s.$$

The correspondence between the algebraic and coordinate versions of Bethe ansatz [23] (see also [30, Chapter VII, Appendix 2]), implies that Z_{r_1, \dots, r_s} in the coordinate form reads:

$$Z_{r_1, \dots, r_s} = \prod_{j=1}^s c_j \prod_{1 \leq j < k \leq s} \frac{1}{t_k - t_j} \sum_{\sigma} (-1)^{[\sigma]} \prod_{j=1}^s t_{\sigma_j}^{r_j-1} \prod_{1 \leq j < k \leq s} (1 - 2t_{\sigma_j} + t_{\sigma_j} t_{\sigma_k}). \quad (3.6)$$

Here $c_j \equiv (1 - t_j)$, see (2.3). The sum is performed over the permutations $\sigma: 1, \dots, s \mapsto \sigma_1, \dots, \sigma_s$, and $[\sigma]$ denotes parity of σ .

Now, our task is to perform the homogeneous limit in the remaining set of parameters, $t_1, \dots, t_s = t$, where t defines the weights of the homogeneous model, see (2.3). This is not a quite straightforward calculation, since there are singularities coming from the first factor in (3.6) in the limit. The result can be formulated as follows.

Proposition 3.1. *The partition function Z_{r_1, \dots, r_s} for the homogeneous model can be represented as the s -fold contour integral*

$$Z_{r_1, \dots, r_s} = \oint_{C_t} \cdots \oint_{C_t} \prod_{j=1}^s \frac{z_j^{r_j-1}}{(z_j - t)^s} \prod_{1 \leq j < k \leq s} p(z_j, z_k) \frac{dz_1 \cdots dz_s}{(2\pi i)^s},$$

where C_t denotes a small simple counter-clockwise oriented contour around the point $z = t$, and

$$p(x, y) = (x - y)(1 - 2x + xy).$$

The proof can be found in [10], see also [7, Appendix A].

The main practical usefulness of the representation in terms of multiple contour integral is related to the fact that the residues can be efficiently computed with the help of symbolic manipulation software. The same is also applicable to the sum in (3.5), especially when $N = \infty$. Recalling that $Z|_{N=\infty} = 1$, see the discussion in Section 2.3, we have therefore been tempted to compute the boundary one-point function for the case of semi-infinite lattice strip using (3.5) at $N = \infty$ for some small values of $s = 1, 2, \dots$, in the hope that the results will appear suitable for guessing of a general expression.

Indeed, performing this calculation, and denoting $g(m; s) \equiv G_{\downarrow}(m; s, \infty)$ with $n \equiv m - 1 = 0, 1, \dots$, we find for $s = 1, \dots, 5$, respectively:

$$\begin{aligned} g(m, 1) &= (1 - t)t^n, \\ g(m, 2) &= (1 - t)t^{n-1} \{n(1 - t)^2 + (1 + t)t\}, \\ g(m, 3) &= (1 - t)t^{n-2} \left\{ \frac{n(n-1)}{2}(1 - t)^4 + n(1 - t)^2 t(1 + 2t) + t^2(1 + t + t^2) \right\}, \\ g(m, 4) &= (1 - t)t^{n-3} \left\{ \frac{n(n-1)(n-2)}{6}(1 - t)^6 + \frac{(n-1)n}{2}(1 - t)^4 t(1 + 3t) \right. \\ &\quad \left. + n(1 - t)^2 t^2(1 + 2t + 3t^2) + t^3(1 + t + t^2 + t^3) \right\}, \\ g(m, 5) &= (1 - t)t^{n-4} \left\{ \frac{n(n-1)(n-2)(n-3)}{24}(1 - t)^8 \right. \\ &\quad + \frac{n(n-1)(n-2)}{6}(1 - t)^6 t(1 + 4t) + \frac{n(n-1)}{2}(1 - t)^4 t^2(1 + 3t + 6t^2) \\ &\quad \left. + n(1 - t)^2 t^3(1 + 2t + 3t^2 + 4t^3) + t^4(1 + t + t^2 + t^3 + t^4) \right\}. \end{aligned}$$

Inspecting these expressions, it is not difficult to guess a general formula

$$g(m, s) = (1 - t)t^{n-s+1} \sum_{j=0}^{s-1} \binom{n}{j} (1 - t)^{2j} t^{s-j-1} \frac{1}{j!} \partial_t^j \frac{1 - t^s}{1 - t}.$$

In this conjectured expression, however, we silently assume that s is small enough in comparison with n . This restriction in fact can be relaxed, giving a formula, valid for generic values of s . Restoring the original notation in terms of m , we thus have the following.

Proposition 3.2. *The boundary one-point function of the homogeneous model on the semi-infinite lattice, $g(m, s) = G_{\downarrow}(m; s, \infty)$, can be given in the form*

$$g(m, s) = \sum_{j \geq 0} \binom{m-1}{j} (1-t)^{2j+1} t^{m-1-j} \frac{1}{j!} \partial_t^j \frac{1-t^s}{1-t}. \quad (3.7)$$

Note that the upper limit in the sum in (3.7) is in fact equal to $\min(m, s) - 1$, since either the binomial coefficient or the last factor terminates the sum.

Our aim in the remaining part of this section is to prove the assertion of Proposition 3.2.

3.2 The QISM calculations

To compute the boundary one-point function, we will use an operator formulation of the model in terms of “horizontal” monodromy matrix rather than the “vertical” one, used above. Namely, we construct the monodromy matrix by considering a product of the L -operators along the vertical line,

$$T_k^H(\nu_k) = L_{sk}(\lambda_s, \nu_k) \cdots L_{2k}(\lambda_2, \nu_k) L_{1k}(\lambda_1, \nu_k) = \begin{pmatrix} A^H(\nu_k) & B^H(\nu_k) \\ C^H(\nu_k) & D^H(\nu_k) \end{pmatrix}_{[\nu_k]},$$

where the subscript recalls that this is a matrix in the space \mathcal{V}_k . The operators $A^H(\nu_k), \dots, D^H(\nu_k)$ act in the space $\mathcal{H} = \otimes_{j=1}^s \mathcal{H}_j$ and describe the transition from a column to column in the horizontal direction, as indicated by the superscript. Note that they contain information about which vertical line they correspond, namely, the k th one, only via their argument, ν_k .

According to our conventions, see (3.2), the states

$$|\uparrow^H\rangle = \otimes_{j=1}^s |\uparrow_j\rangle, \quad \langle\downarrow^H| = \otimes_{j=1}^s \langle\downarrow_j|,$$

where $|\uparrow_j\rangle$ and $\langle\downarrow_j|$ are the basis vectors in \mathcal{H}_j , encode the boundary conditions on the right and left boundaries, respectively. The partition function of the six-vertex model on the $s \times N$ square lattice with pDWBC can be defined as the matrix element:

$$Z = \langle\downarrow^H| \prod_{k=1}^N (A^H(\nu_k) + B^H(\nu_k)) |\uparrow^H\rangle.$$

Here, the factors are ordered from the left to the right as k increases, according to our convention on how the parameters ν_1, \dots, ν_N are assigned to the vertical lines of the lattice (see Section 2.2), though this is not essential as we show below that all these operators commute with each other.

As for the one-point function $G_{\downarrow}(m)$, we will use the fact that equivalently we can consider the probability of having an up arrow at the given edge,

$$G_{\uparrow}(m) = 1 - G_{\downarrow}(m). \quad (3.8)$$

Then,

$$G_{\uparrow}(m) = Z^{-1} \langle\downarrow^H| \prod_{k=1}^{m-1} (A^H(\nu_k) + B^H(\nu_k)) A^H(\nu_m) \prod_{k=m+1}^N (A^H(\nu_k) + B^H(\nu_k)) |\uparrow^H\rangle. \quad (3.9)$$

As we shall see, $G_{\uparrow}(m)$ can be computed in a rather straightforward manner; we will commute operator $A^H(\nu_m)$ to the left and act with it on the all-spins-down eigenstate,

$$\langle\downarrow^H| A^H(\nu) = \langle\downarrow^H| \prod_{j=1}^s b(\lambda_j, \nu). \quad (3.10)$$

At the final stage we will turn back to $G_{\downarrow}(m)$.

To compute the matrix element in (3.9), we need the commutation relations between the A - and B -operators. They originate from the intertwining relation for the L -operators

$$R_{kk'}(\nu, \mu)(L_{jk}(\lambda, \nu) \otimes L_{jk'}(\lambda, \mu)) = (L_{jk'}(\lambda, \mu) \otimes L_{jk}(\lambda, \nu))R_{kk'}(\nu, \mu). \quad (3.11)$$

This relation is written as an operator equation in the direct product of spaces $\mathcal{V}_k \otimes \mathcal{V}_{k'} \otimes \mathcal{H}_j$. The matrix $R_{kk'}(\nu, \mu)$ acts nontrivially in $\mathcal{V}_k \otimes \mathcal{V}_{k'}$ and has the form

$$R_{kk'}(\nu, \mu) = \begin{pmatrix} f(\mu, \nu) & 0 & 0 & 0 \\ 0 & 1 & g(\mu, \nu) & 0 \\ 0 & g(\mu, \nu) & 1 & 0 \\ 0 & 0 & 0 & f(\mu, \nu) \end{pmatrix}_{[\mathcal{V}_k \otimes \mathcal{V}_{k'}]}, \quad (3.12)$$

where the functions $f(\mu, \nu)$ and $g(\mu, \nu)$ are (we follow the notation of [30])

$$f(\mu, \nu) = 1 + \frac{1}{\mu - \nu}, \quad g(\mu, \nu) = \frac{1}{\mu - \nu}. \quad (3.13)$$

Relation (3.11) implies a similar relation for the monodromy matrix,

$$R_{kk'}(\nu, \mu)(T_k^H(\nu) \otimes T_{k'}^H(\mu)) = (T_{k'}^H(\mu) \otimes T_k^H(\nu))R_{kk'}(\nu, \mu). \quad (3.14)$$

Relation (3.14) has an important property, known as gl_2 -invariance [34], which can be seen as a consequence of the particular form of the R -matrix (3.12) and the identity

$$f(\nu, \mu) - g(\nu, \mu) = 1.$$

It means that if one considers, instead of the monodromy matrix $T_k^H(\nu_k)$, the matrix

$$\tilde{T}_k^H(\nu_k) = K_L T_k^H(\nu_k) K_R,$$

where K_L and K_R are arbitrary 2×2 matrices with c -valued (non-operator) entries, then relation (3.14) remains intact.

From this place, we drop the superscript of operators and vectors, and will write simply $A(\nu)$ for $A^H(\nu)$, etc. The sub-algebra spanned by the A - and B -operators contains the commutativity properties

$$[A(\nu), A(\mu)] = 0, \quad [B(\nu), B(\mu)] = 0, \quad (3.15)$$

and the relations

$$\begin{aligned} A(\nu)B(\mu) &= f(\nu, \mu)B(\mu)A(\nu) + g(\mu, \nu)B(\nu)A(\mu), \\ B(\nu)A(\mu) &= f(\nu, \mu)A(\mu)B(\nu) + g(\mu, \nu)A(\nu)B(\mu). \end{aligned} \quad (3.16)$$

As it can be easily seen, the relations in (3.15) and (3.16) remain the same if we consider instead of the A - and B -operators any linear combinations of them. In particular, one can choose

$$\tilde{A}(\nu) = A(\nu), \quad \tilde{B}(\nu) = A(\nu) + B(\nu). \quad (3.17)$$

This means, that (3.9) can be computed using the standard methods of the QISM.

We will use the second relation in (3.16) and move the A -operator to left through a product of the B -operators. In a completely standard manner for QISM (see, e.g., [30, Chapter VII]), we have

$$\prod_{k=1}^{m-1} B(\nu_k) A(\nu_m) = \prod_{k=1}^{m-1} f(\nu_k, \nu_m) A(\nu_m) \prod_{k=1}^{m-1} B(\nu_k)$$

$$\begin{aligned}
& + \sum_{j=1}^{m-1} g(\nu_m, \nu_j) \prod_{\substack{k=1 \\ k \neq j}}^{m-1} f(\nu_k, \nu_j) A(\nu_j) \prod_{\substack{k=1 \\ k \neq j}}^m B(\nu_k) \\
& = \sum_{j=1}^m \frac{g(\nu_m, \nu_j)}{f(\nu_m, \nu_j)} \prod_{\substack{k=1 \\ k \neq j}}^m f(\nu_k, \nu_j) A(\nu_j) \prod_{\substack{k=1 \\ k \neq j}}^m B(\nu_k),
\end{aligned} \tag{3.18}$$

where at the second step we have collected together the “wanted” and “unwanted” terms into a single sum, using that $g(\nu, \nu)/f(\nu, \nu) = 1$ [6].

For the matrix element defining the boundary one-point function, see (3.9), with (3.10), (3.17) and (3.18) taken into account, one gets

$$\begin{aligned}
& \langle \Downarrow | \prod_{k=1}^{m-1} \tilde{B}(\nu_k) \tilde{A}(\nu_m) \prod_{k=m+1}^N \tilde{B}(\nu_k) | \Uparrow \rangle \\
& = \sum_{j=1}^m \prod_{l=1}^s b(\lambda_l, \nu_j) \frac{g(\nu_m, \nu_j)}{f(\nu_m, \nu_j)} \prod_{\substack{k=1 \\ k \neq j}}^m f(\nu_k, \nu_j) \langle \Downarrow | \prod_{\substack{k=1 \\ k \neq j}}^N \tilde{B}(\nu_k) | \Uparrow \rangle.
\end{aligned}$$

Hence,

$$G_{\uparrow}(m) = Z^{-1} \sum_{j=1}^m \prod_{l=1}^s b(\lambda_l, \nu_j) \frac{g(\nu_m, \nu_j)}{f(\nu_m, \nu_j)} \prod_{\substack{k=1 \\ k \neq j}}^m f(\nu_k, \nu_j) Z(\setminus \nu_j), \tag{3.19}$$

where $Z(\setminus \nu_j)$ denotes the partition function on an $s \times (N-1)$ lattice, with the sets of parameters $\lambda_1, \dots, \lambda_s$ and $\nu_1, \dots, \nu_{j-1}, \nu_{j+1}, \dots, \nu_N$.

Expression (3.19) is suitable for using an explicit expression for the partition function in terms of a determinant to obtain a similar expression for the boundary one-point function. For example, due to the Foda–Wheeler formula (2.7), the sum in (3.19) can be seen as result of developing along a row (which has only the first m entries not equal to zero) of some determinant of an $N \times N$ matrix. As a result, this leads to the representation in terms of a ratio of two determinants. We have discussed this procedure and the subsequent homogeneous limit in details in [37].

We will consider here instead application of the formula by Kostov (2.9). This yields

$$\begin{aligned}
G_{\uparrow}(m) & = Z^{-1} \sum_{j=1}^m \prod_{l=1}^s b(\lambda_l, \nu_j) \frac{g(\nu_m, \nu_j)}{f(\nu_m, \nu_j)} \prod_{\substack{k=1 \\ k \neq j}}^m f(\nu_k, \nu_j) \\
& \quad \times \prod_{1 \leq j < k \leq s} \frac{1}{\lambda_k - \lambda_j} \det \left[\lambda_i^{l-1} - (\lambda_i + 1)^{l-1} \prod_{\substack{k=1 \\ k \neq j}}^N b(\lambda_i, \nu_k) \right]_{i,l=1,\dots,s}.
\end{aligned}$$

Let us investigate this expression in some detail. Using (3.13), we have

$$\begin{aligned}
\frac{g(\nu_m, \nu_j)}{f(\nu_m, \nu_j)} \prod_{\substack{k=1 \\ k \neq j}}^m f(\nu_k, \nu_j) & = \frac{1}{\nu_m - \nu_j + 1} \prod_{\substack{k=1 \\ k \neq j}}^m \frac{\nu_k - \nu_j + 1}{\nu_k - \nu_j} \\
& = \frac{\prod_{k=1}^{m-1} (\nu_j - \nu_k - 1)}{\prod_{\substack{k=1 \\ k \neq j}}^m (\nu_j - \nu_k)}, \quad j = 1, \dots, m,
\end{aligned}$$

and so for a trial function $F(\nu)$, regular at the points $\nu = \nu_1, \dots, \nu_m$, we can write

$$\sum_{j=1}^m \frac{\prod_{k=1}^{m-1} (\nu_j - \nu_k - 1)}{\prod_{k=1, k \neq j}^m (\nu_j - \nu_k)} F(\nu_j) = \oint_{C_{\nu_1, \dots, \nu_m}} \frac{\prod_{j=1}^{m-1} (\nu - \nu_j - 1)}{\prod_{j=1}^m (\nu - \nu_j)} F(\nu) \frac{d\nu}{2\pi i},$$

where C_{ν_1, \dots, ν_m} denotes a simple counter-clockwise oriented contour enclosing the points ν_1, \dots, ν_m and no other singularity of the integrand. Hence,

$$G_{\uparrow}(m) = Z^{-1} \prod_{1 \leq j < k \leq s} \frac{1}{\lambda_k - \lambda_j} \oint_{C_{\nu_1, \dots, \nu_m}} \frac{\prod_{j=1}^{m-1} (\nu - \nu_j - 1)}{\prod_{j=1}^m (\nu - \nu_j)} \prod_{j=1}^s b(\lambda_j, \nu) \\ \times \det \left[\lambda_i^{j-1} - (\lambda_i + 1)^{j-1} \frac{\prod_{k=1}^N b(\lambda_i, \nu_k)}{b(\lambda_i, \nu)} \right]_{i,j=1, \dots, s} \frac{d\nu}{2\pi i}.$$

A nice property of the last expression is that the partial homogeneous limit, namely, where $\nu_1, \dots, \nu_N \rightarrow 0$, can be readily taken, with the result

$$G_{\uparrow}(m) = Z^{-1} \prod_{1 \leq j < k \leq s} \frac{1}{\lambda_k - \lambda_j} \oint_{C_0} \frac{(\nu - 1)^{m-1}}{\nu^m} \prod_{j=1}^s b(\lambda_j, \nu) \\ \times \det \left[\lambda_i^{l-1} - (\lambda_i + 1)^{l-1} \frac{[b(\lambda_i, 0)]^N}{b(\lambda_i, \nu)} \right]_{i,l=1, \dots, s} \frac{d\nu}{2\pi i}, \quad (3.20)$$

where C_0 is a contour around the origin. We transform (3.20), first, by changing the integration variable $\nu \mapsto w$, by

$$w = \frac{\nu - 1}{\nu}.$$

The contour in the complex w -plane, is a contour surrounding the point $w = \infty$ in the counter-clockwise direction, that is, it has clockwise orientation around the origin. Second, we switch from the parameters λ_j to the parameters $t_j = b(\lambda_j, 0)$, $j = 1, \dots, s$. In particular, we have

$$b(\lambda_j, \nu) = \frac{1 - 2t_j + t_j w}{w - t_j} \equiv \tau(t_j, w). \quad (3.21)$$

As a result, (3.20) becomes

$$G_{\uparrow}(m) = -Z^{-1} \prod_{1 \leq j < k \leq s} \frac{1}{t_k - t_j} \oint_{C_{\infty}} \frac{w^{m-1}}{1 - w} \prod_{j=1}^s \tau(t_j, w) \\ \times \det \left[(1 - t_i)^{s-j} \left(t_i^{j-1} - \frac{t_i^N}{\tau(t_i, w)} \right) \right]_{i,j=1, \dots, s} \frac{dw}{2\pi i},$$

where C_{∞} denotes a large contour, counter-clockwise oriented around the origin, and the overall minus sign is due to the change of the orientation. We now shrink the contour, and pick up the contribution coming from the simple pole at $w = 1$. Noting that, since $\tau(t_j, 1) = 1$, the residue at this point exactly coincides with the value of Z , we thus arrive back at $G_{\downarrow}(m)$, see (3.8), with the result

$$G_{\downarrow}(m) = Z^{-1} \prod_{1 \leq j < k \leq s} \frac{1}{t_k - t_j} \oint_{C_{t_1, \dots, t_s}} \frac{w^{m-1}}{1 - w} \prod_{j=1}^s \tau(t_j, w) \\ \times \det \left[(1 - t_i)^{s-j} \left(t_i^{j-1} - \frac{t_i^N}{\tau(t_i, w)} \right) \right]_{i,j=1, \dots, s} \frac{dw}{2\pi i}. \quad (3.22)$$

Here, C_{t_1, \dots, t_s} is a contour enclosing the points $w = t_1, \dots, t_s$.

3.3 The limit of semi-infinite lattice

In the limit $N \rightarrow \infty$ the boundary one-point function simplifies significantly, as it can be already seen at the stage of the expression (3.19) where $Z \rightarrow 1$. In the partially inhomogeneous case, from (3.22) it follows that the one-point function $g(m, s) \equiv G_{\downarrow}(m; s, \infty)$ is given by

$$g(m, s) = \oint_{C_{t_1, \dots, t_s}} \frac{w^{m-1}}{1-w} \prod_{j=1}^s \tau(t_j, w) \frac{dw}{2\pi i},$$

where $\tau(t, w)$ is defined in (3.21).

In the fully homogeneous case, we have simply

$$g(m, s) = \oint_{C_t} \frac{w^{m-1}}{(1-w)} \left(\frac{1-2t+tw}{w-t} \right)^s \frac{dw}{2\pi i}. \quad (3.23)$$

We are now ready to finalize the proof of Proposition 3.2, namely, we will show that (3.7) and (3.23) are equivalent.

We start with writing (3.7) in the form

$$g(m, s) = h(m, 0) - h(m, s), \quad (3.24)$$

where

$$h(m, s) \equiv \sum_{j \geq 0} \binom{m-1}{j} (1-t)^{2j+1} t^{m-1-j} \frac{1}{j!} \partial_t^j \frac{t^s}{1-t}.$$

For $h(m, 0)$, we have

$$h(m, 0) = \sum_{j \geq 0} \binom{m-1}{j} (1-t)^j t^{m-1-j} = 1. \quad (3.25)$$

For $h(m, s)$, using the Cauchy formula, we obtain

$$\begin{aligned} h(m, s) &= (1-t)t^{m-1} \sum_{j \geq 0} \binom{m-1}{j} \left[\frac{(1-t)^2}{t} \right]^j \oint_{C_t} \frac{z^s}{(1-z)(z-t)^{j+1}} \frac{dz}{2\pi i} \\ &= (1-t) \oint_{C_t} \frac{z^s (1-2t+tz)^{m-1}}{(1-z)(z-t)^m} \frac{dz}{2\pi i}. \end{aligned}$$

Making the change of the integration variable $z \mapsto w$, by

$$w = \frac{1-2t+tz}{z-t},$$

so that $z = (1-2t+tw)/(w-t)$, and noting that the integration contour in w -plane is around the point $w = \infty$, we shrink the contour, and obtain

$$\begin{aligned} h(m, s) &= \oint_{C_{\infty}} \left(\frac{1-2t+tw}{w-t} \right)^s \frac{w^{m-1}}{w-1} \frac{dw}{2\pi i} \\ &= 1 - \oint_{C_t} \left(\frac{1-2t+tw}{w-t} \right)^s \frac{w^{m-1}}{1-w} \frac{dw}{2\pi i}. \end{aligned}$$

The last expression, in virtue of (3.24) and (3.25), yields (3.23).

As a last comment, we mention here that (3.23) is also equivalent to the following representation for the one-point function in terms of the Jacobi polynomials, obtained in [37]:

$$g(m, s) = t^{m-s} \sum_{j=0}^s \binom{s}{j} (-t)^j P_{s-1}^{(m-s, j-s)}(1-2t). \quad (3.26)$$

Indeed, let us employ the Rodrigues formula for the Jacobi polynomials, which implies

$$P_n^{(\alpha, \beta)}(1-2t) = \frac{1}{n!} t^{-\alpha} (1-t)^{-\beta} \frac{d^n}{dt^n} t^{n+\alpha} (1-t)^{n+\beta}.$$

Using the Cauchy formula, one can write

$$P_n^{(\alpha, \beta)}(1-2t) = t^{-\alpha} (1-t)^{-\beta} \oint_{C_t} \frac{z^{n+\alpha} (1-z)^{n+\beta}}{(z-t)^{n+1}} \frac{dz}{2\pi i}. \quad (3.27)$$

From (3.27), for (3.26) we obtain

$$\begin{aligned} g(m, s) &= (1-t)^s \sum_{j=0}^s \binom{s}{j} \left(-\frac{t}{1-t}\right)^j \oint_{C_t} \frac{z^{m-1} (1-z)^{j-1}}{(z-t)^s} \frac{dz}{2\pi i} \\ &= (1-t)^s \oint_{C_t} \frac{z^{m-1}}{(1-z)(z-t)^s} \left(1 - \frac{t}{1-t}(1-z)\right)^s \frac{dz}{2\pi i}, \end{aligned}$$

and so (3.23) follows.

4 Scaling in the semi-infinite lattice case

In this section we study boundary one-point function on the semi-infinity lattice in the limit, where both the number of horizontal lines and the position of the down arrow tends to infinity, with their ratio kept fixed,

$$s, m \rightarrow \infty, \quad \frac{m}{s} =: \mu, \quad \mu \in [0, \infty). \quad (4.1)$$

It can be regarded as a scaling limit where the mesh size of the lattice tends to zero, so that the lattice is scaled to the semi-infinite strip of unit width, with μ being the coordinate along the x -axis.

We study the one-point function in the limit (4.1) by two methods: the standard saddle-point method applied to the integral representation and using a method based on an ordinary differential equation (ODE).

4.1 The saddle-point analysis

To simplify a bit the saddle-point analysis of the integral formula for the one-point function, we rewrite (3.23) making the change of the integration variable $w \mapsto z$, by

$$w = t + (1-t)z,$$

so that the new representation contains integration around the origin, with singularities of the integrand at the points $z = 0, 1, \infty$,

$$g(m, s) = \oint_{C_0} \frac{(t + (1-t)z)^{m-1} (1-t+tz)^s}{(1-z)z^s} \frac{dz}{2\pi i}. \quad (4.2)$$

We rewrite further this representation as follows

$$g(m, s) = (1 + \lambda) \oint_{C_0} \frac{\exp\{sF(z)\}}{(1 - z)(\lambda + z)} \frac{dz}{2\pi i},$$

with

$$F(z) = \mu \log(\lambda + z) + \log(1 + \lambda z) - \log z - (\mu + 1) \log(1 + \lambda),$$

where $\mu = m/s$ and we have used the notation $\lambda = t/(1 - t)$, see (2.12). The saddle-point equation $F'(z) = 0$ is

$$\mu(1 + \lambda z)z = \lambda + z. \quad (4.3)$$

It has two solutions

$$z_{\pm} = \frac{1 - \mu \pm \sqrt{(1 - \mu)^2 + 4\mu\lambda^2}}{2\mu\lambda}. \quad (4.4)$$

Recalling that $\lambda, \mu \in [0, \infty)$, one can see from (4.4) that $z_{\mp} \leq 0$ for all (positive) values of μ and λ . Using (4.3), it can be shown that

$$F''(z) = \frac{\lambda\mu(\mu z^2 + 1)}{z(\lambda + z)^2}, \quad z = z_{\pm},$$

and, since $z_{\mp} \leq 0$, we also have $F''(z_{\mp}) \leq 0$. From this it follows that the steepest descent contour for the point z_{-} (respectively, z_{+}) goes along (perpendicular to) the real axis. Recalling that the original contour of integration is around the origin, we conclude that only the point z_{+} contributes into the saddle-point method approximation; there is no contour satisfying the minimax principle in the case of the point z_{-} (see, e.g., [11, 15]).³

Focusing at the point z_{+} we note that $z_{+} < 1$, for $\mu > 1$, and $z_{+} > 1$, for $\mu < 1$, so that the pole at the point $z = 1$ contributes in the latter case. This has a crucial consequence on the form of the leading term of the asymptotics, namely it means that it has a Heaviside step-function behavior with the jump occurring at the value $\mu = 1$. As a result, in the limit $s \rightarrow \infty$, $m = \mu s$, the saddle-point method yields

$$g(m, s) = \theta(1 - \mu) + \operatorname{sgn}(\mu - 1) \frac{e^{-s\Phi_1(\mu) - \Phi_0(\mu)}}{\sqrt{s}} (1 + O(s^{-1})), \quad (4.5)$$

where $\theta(1 - \mu)$ is the Heaviside step function, and the functions $\Phi_{1,0}(\mu) = \Phi_{1,0}(\mu; t)$, defined as

$$\Phi_1(\mu) \equiv -F(z_{+}), \quad \Phi_0(\mu) \equiv -\log \frac{(1 + \lambda)}{|1 - z_{+}|(\lambda + z_{+})\sqrt{2\pi F''(z_{+})}},$$

are given explicitly by

$$\begin{aligned} \Phi_1(\mu) = & -\mu \log \mu - (1 + \mu) \log \left(\frac{1 + \mu + \sqrt{(\mu - 1)^2 + 4\mu\lambda^2}}{2\mu(1 + \lambda)} \right) \\ & + (1 - \mu) \log \left(\frac{1 - \mu + \sqrt{(\mu - 1)^2 + 4\mu\lambda^2}}{2\mu\lambda} \right) \end{aligned} \quad (4.6)$$

³This agrees also with the rather general statement (see, e.g., [15, Chapter IV, Section 5]) that asymptotic behavior of the integrals of the form $\oint_{C_0} z^{-s} f(z) dz$, where $f(z) = \sum_{n \geq 0} a_n z^n$ with all $a_n > 0$ and satisfying $f(1) = 1$, is governed by just one and only one saddle point located at the positive half of the real axis, with the steepest descent contour perpendicular to the real axis.

and

$$\begin{aligned}\Phi_0(\mu) &= \log \left| 1 - \frac{1 - \mu + \sqrt{(1 - \mu)^2 + 4\mu\lambda^2}}{2\mu\lambda} \right| - \log(1 + \lambda) \\ &\quad + \frac{1}{2} \log \left(2\pi\mu\sqrt{(1 - \mu)^2 + 4\mu\lambda^2} \right),\end{aligned}\tag{4.7}$$

respectively, and we recall that here $\lambda \equiv t/(1 - t)$.

Note that (4.5) describes asymptotics of the one-point function in the limit (4.1) for μ less or larger than one; it does not provide any information about how it scales when μ is close to one.

To study the behavior of the one-point function in the vicinity of the value $\mu = 1$, we introduce new parameter

$$v = \frac{m - s}{\sqrt{s}}, \quad v \in \mathbb{R},$$

or, in other words, we set $\mu = 1 + v/\sqrt{s}$. Correspondingly, we set $z = 1 + w/\sqrt{s}$, $w \in i\mathbb{R}$, so that, for large s ,

$$F(1 + w/\sqrt{s}) = \frac{\lambda w^2}{(1 + \lambda)^2 s} + \frac{vw}{(1 + \lambda)s} + O(s^{-3/2}).$$

The one-point function in the leading order (with the corrections of $O(s^{-1/2})$) evaluates as

$$\begin{aligned}g(m, s) &\approx - \int_{-\epsilon - i\infty}^{-\epsilon + i\infty} \frac{\exp \left\{ \frac{\lambda w^2}{(1 + \lambda)^2} + \frac{vw}{(1 + \lambda)} \right\}}{w} \frac{dw}{2\pi i} \\ &= \frac{1}{2} - \frac{1}{2\pi i} \oint_{-\infty}^{\infty} \frac{\exp \{-\lambda w^2 + i v w\}}{w} dw \\ &= \frac{1}{2} - \frac{1}{\pi} \int_0^{\infty} \frac{\sin v w}{w} e^{-\lambda w^2} dw,\end{aligned}$$

where the last integral can be expressed in terms of the error function,

$$\frac{2}{\pi} \int_0^{\infty} \frac{\sin 2xw}{w} e^{-w^2} dw = \operatorname{erf}(x).$$

Recall that

$$\operatorname{erf}(x) \equiv \frac{2}{\sqrt{\pi}} \int_0^x e^{-w^2} dw, \quad \operatorname{erf}(x) \in [-1, 1], \quad x \in \mathbb{R}.$$

Thus, the one-point function near the step scales as follows:

$$\lim_{s \rightarrow \infty} g(s + [v\sqrt{s}], s) = \frac{1}{2} - \frac{1}{2} \operatorname{erf} \left(\frac{v}{2\sqrt{\lambda}} \right) = \frac{1}{2} \operatorname{erfc} \left(\frac{v}{2\sqrt{\lambda}} \right).\tag{4.8}$$

The corrections to (4.8) are of $O(s^{-1/2})$.

Summarizing, we have just obtained that in the leading order the one-point function behaves as a Heaviside step function; near the jump it is described by the complementary error function. It is important to note that such a singular behavior is governed by a location of the steepest descent contour within the saddle-point method in the case of the integral representation (4.2).

Recall, that we have found two solutions of the saddle-point equation but the position of the original contour suggests that one of these two points must be ignored and the method must be applied only to the remaining point, which should determine the leading term of asymptotics.

However, there exists also a simple pole in the integrand which may contribute as soon as the original contour is deformed to the steepest descent one. The residue at this pole taken with the proper sign dictated by the orientation of the original contour is exactly 1, and so the leading Heaviside step-function behavior follows; the sub-leading contribution is exponentially small and comes from the saddle point.

Hence, the whole result concerning the asymptotic behavior of the one-point function relies on a very subtle consideration in the complex plane, which constitutes the topological part of the saddle-point method. It is therefore very desirable to have an independent verification of the obtained result. It turns out that this is indeed possible thanks to a remarkable property of the one-point function to obey some finite-difference and differential equations. One of them is an ODE whose particular form admits construction of the required asymptotics in a rather robust manner. In the remaining part of this section we derive these equations and give an alternative derivation of the asymptotics from the ODE.

4.2 Finite-difference and differential equations

Here our aim is to prove that the one-point function satisfies simple finite-difference relations with respect to the discrete parameters, and, most importantly, it also satisfies certain second-order ODE in the variable t .

Proposition 4.1. *The one-point function $g(m, s) \equiv G_{\downarrow}(m; s, \infty)$ satisfies the finite-difference relations*

$$\Delta_s g = (1-t)t^{m+s-2} {}_2F_1\left(\begin{matrix} -s+1, -m+1 \\ 1 \end{matrix} \middle| \left(\frac{1-t}{t}\right)^2\right) \quad (4.9)$$

and

$$\Delta_m g = -s(1-t)^2 t^{m+s-3} {}_2F_1\left(\begin{matrix} -s+1, -m+2 \\ 2 \end{matrix} \middle| \left(\frac{1-t}{t}\right)^2\right), \quad (4.10)$$

where, e.g., $\Delta_s g := g(m, s) - g(m, s-1)$. Furthermore, as a function of t it obeys the following second-order ordinary differential equation

$$\begin{aligned} & [1 + 2(s-m)(1-t)](1-t)(1-2t)t^2 y'' \\ & + 2[1 - 6t + 6t^2 - 2m(1-t)^2(1-5t) + 2s(1-t)(1-5t + 5t^2) \\ & + 2(s^2 - m^2)(1-t)^2 t] t y' \\ & - \{6(1-2t)t - m(1 + 13t - 34t^2 + 16t^3) + s(1 + 7t - 22t^2 + 16t^3) \\ & + [3(s-m)^2 - 4(2s^2 - sm - m^2)t + 8(s^2 - m^2)t^2](1-t) \\ & + 2(s-m)^3(1-t)^2\} y = 0, \end{aligned} \quad (4.11)$$

where $y = y(t) := \partial_t g(m, s)$.

Proof. We will prove these equations by order. The first relation, (4.9), in fact can easily be seen already from (3.7). Indeed, since the dependence on s is contained only in the last factor in (3.7), one readily gets

$$\begin{aligned} \Delta_s g &= \sum_{j \geq 0} \binom{m-1}{j} (1-t)^{2j+1} t^{m-1-j} \frac{1}{j!} \partial_t^j t^{s-1} \\ &= \sum_{j \geq 0} \binom{m-1}{j} \binom{s-1}{j} (1-t)^{2j+1} t^{m-2-2j} \end{aligned}$$

$$= (1-t)t^{m-2} {}_2F_1\left(\begin{matrix} -s+1, -m+1 \\ 1 \end{matrix} \middle| \left(\frac{1-t}{t}\right)^2\right).$$

To prove (4.10) it is more convenient to resort to the integral representation (3.23), from which we get

$$\begin{aligned} \Delta_m g &= -\oint_{C_t} w^{m-2} \left(\frac{1-2t+tw}{w-t}\right)^s \frac{dw}{2\pi i} \\ &= -t^{m+s-1} \oint_{C_1} w^{m-2} \left(1 + \frac{(1-t)^2}{t^2} \frac{1}{w-1}\right)^s \frac{dw}{2\pi i} \\ &= -t^{m+s-1} \sum_{j=1}^s \binom{s}{j} \left(\frac{1-t}{t}\right)^{2j} \frac{1}{(j-1)!} \partial_w^{j-1} w^{m-2} \Big|_{w=1} \\ &= -s(1-t)^2 t^{m+s-3} {}_2F_1\left(\begin{matrix} -s+1, -m+2 \\ 2 \end{matrix} \middle| \left(\frac{1-t}{t}\right)^2\right). \end{aligned}$$

To obtain the ODE (4.11), we differentiate with respect to t , say, the integral representation (3.23), and also compute similarly the finite differences of this representation in s and m . Comparison of the expressions shows that the quantity $y \equiv \partial_t g(m, s)$ can be written down in terms of $\Delta_s g$ and $\Delta_m g$ as follows:

$$y = -\frac{s}{1-t} \Delta_s g - \frac{m-1}{1-t} \Delta_m g.$$

Using (4.9) and (4.10) we can obtain an expression for y in terms of ${}_2F_1$ -functions. Recalling that our aim is to derive a differential equation for y , we conclude that it certainly will be an outcome of the known equation for the hypergeometric function. Therefore, the two ${}_2F_1$ -functions in (4.9) and (4.10) need to be expressed in terms of some ${}_2F_1$ -function and its derivative. Using the known relations (see, e.g., [12, Section 2.8]) we can write

$$\begin{aligned} {}_2F_1\left(\begin{matrix} -s+1, -m+2 \\ 2 \end{matrix} \middle| z\right) \\ = \frac{1}{s} {}_2F_1\left(\begin{matrix} -s+1, -m+1 \\ 1 \end{matrix} \middle| z\right) + \frac{1-z}{s(m-1)} {}_2F_1'\left(\begin{matrix} -s+1, -m+1 \\ 1 \end{matrix} \middle| z\right). \end{aligned}$$

Hence,

$$\begin{aligned} y &= \{m-1-(m+s-1)t\} t^{m+s-3} {}_2F_1\left(\begin{matrix} -s+1, -m+1 \\ 1 \end{matrix} \middle| \left(\frac{1-t}{t}\right)^2\right) \\ &\quad - (1-2t)(1-t) t^{m+s-5} {}_2F_1'\left(\begin{matrix} -s+1, -m+1 \\ 1 \end{matrix} \middle| \left(\frac{1-t}{t}\right)^2\right). \end{aligned} \quad (4.12)$$

From this expression one can readily compute y' . Furthermore, using the fact that the function

$$F = {}_2F_1\left(\begin{matrix} -s+1, -m+1 \\ 1 \end{matrix} \middle| z\right)$$

satisfies the equation

$$z(1-z)F'' + [1+(m+s-3)z]F' - (m-1)(s-1)F = 0,$$

one can eliminate F'' in the expression for y' , thus obtaining y' as some linear combination of F and F' , similarly to (4.12) for y . Solving this system of two relations between y, y' and F, F' for the latter pair, and requiring that the resulting expressions are indeed related by differentiation, one can obtain some linear equation connecting y, y' , and y'' . In this way, we arrive at (4.11). ■

4.3 Construction of asymptotics from the ODE

The asymptotics of the one-point function can also be obtained from the equation (4.11) as a solution identified by its $t \rightarrow 0$ expansion. We follow here the method originally proposed in [26].

We start with $t \rightarrow 0$ expansions, which can be easily obtained from our main explicit formula for the one-point function $g = g(m, s)$, see (3.7). Assuming that $s < m$, we obtain

$$g = \binom{m-1}{s-1} t^{m-s} \left\{ 1 - \left(2s - \frac{m}{m-s+1} \right) t + O(t^2) \right\}, \quad (4.13)$$

and when $s > m$, we get

$$g = 1 - \binom{s}{m-1} t^{s-m+1} \left\{ 1 - \left(2m - 2 - \frac{m-1}{s-m+2} \right) t + O(t^2) \right\}. \quad (4.14)$$

Let us study how expressions (4.13) and (4.14) behave in the limit (4.1). Using the $z \rightarrow \infty$ asymptotics of the logarithm of the Gamma-function (see, e.g., [12]),

$$\begin{aligned} \log \Gamma(z + a) &= \left(z + a - \frac{1}{2} \right) \log z - z + \frac{1}{2} \log 2\pi \\ &\quad + \sum_{n=1}^{\ell} \frac{(-1)^{n+1} B_{n+1}(a)}{n(n+1)z^n} + O(z^{-\ell-1}), \quad |\arg z| < \pi, \end{aligned}$$

where $B_n(a)$ are the Bernoulli polynomials, $B_n(a) = \sum_{k=0}^n \binom{n}{k} B_k a^{n-k}$ and B_k are the Bernoulli numbers, the asymptotics of the binomial coefficients in (4.13) and (4.14) can be readily computed up to any given order. Here, we limit ourselves by the usual approximation of the Stirling formula, though a more detailed analysis is possible along the lines explained below.

We first write the logarithm of (4.13),

$$\log g = (m-s) \log t + \log \binom{m-1}{s-1} - \left(2s - \frac{m}{m-s+1} \right) t + O(t^2).$$

In the limit (4.1) it can be written in the form

$$\log g = \psi_1 s - \frac{1}{2} \log s + \psi_0 + O(s^{-1}), \quad \mu > 1, \quad (4.15)$$

where

$$\begin{aligned} \psi_1 &= (\mu - 1) \log t + \mu \log \mu - (\mu - 1) \log(\mu - 1) - 2t + O(t^2), \\ \psi_0 &= -\frac{1}{2} \log(2\pi\mu(\mu - 1)) + \frac{\mu}{\mu - 1} t + O(t^2). \end{aligned} \quad (4.16)$$

Essentially similarly, from (4.14) we have

$$\log(1 - g) = (s - m + 1) \log t + \log \binom{s}{m-1} - \left(2m - 2 - \frac{m-1}{s-m+2} \right) t + O(t^2),$$

and so in the limit (4.1),

$$\log(1 - g) = \tilde{\psi}_1 s - \frac{1}{2} \log s + \tilde{\psi}_0 + O(s^{-1}), \quad \mu < 1, \quad (4.17)$$

where

$$\begin{aligned}\tilde{\psi}_1 &= (1 - \mu) \log t - \mu \log \mu - (1 - \mu) \log(1 - \mu) - 2\mu t + O(t^2), \\ \tilde{\psi}_0 &= \log t - \frac{1}{2} \log \left(2\pi \frac{(1 - \mu)^3}{\mu} \right) + \frac{2 - \mu}{1 - \mu} t + O(t^2).\end{aligned}\tag{4.18}$$

Our aim below is to construct functions ψ_1 , ψ_0 and $\tilde{\psi}_1$, $\tilde{\psi}_0$ which possess $t \rightarrow 0$ asymptotics given by (4.16) and (4.18), respectively. In (4.15) and (4.17) we have anticipated the fact that the term $-\frac{1}{2} \log s$ is exact, as it will be clearly seen below.

To study $\mu > 1$ case, let us introduce an auxiliary function

$$\sigma \equiv \partial_t \log g.$$

From (4.15), the function σ is of $O(s)$ in the limit (4.1) at $\mu > 1$. Moreover, since

$$y = \sigma g, \quad y' = (\sigma^2 + \sigma')g, \quad y'' = (\sigma^3 + 3\sigma\sigma' + \sigma'')g,\tag{4.19}$$

from (4.11) it follows that the function σ , up to exponentially small corrections, possesses an expansion in inverse powers of s , starting from the first order term,

$$\sigma = \sigma_1 s + \sigma_0 + \sigma_{-1} s^{-1} + \dots.\tag{4.20}$$

In particular, from (4.16) we see that, as $t \rightarrow 0$,

$$\sigma_1 = \psi'_1 = \frac{\mu - 1}{t} - 2 + O(t).\tag{4.21}$$

Substituting (4.19) and (4.20) into the differential equation (4.11), and picking up the highest term in s , we find that σ_1 must satisfy the following equation:

$$t^2(1 - 2t)\sigma_1^3 + 2t^2(1 + \mu)\sigma_1^2 - (\mu - 1)^2\sigma_1 = 0.\tag{4.22}$$

The root, matching (4.21), is

$$\sigma_1 = \frac{-t(1 + \mu) + \sqrt{(\mu - 1)^2(1 - t)^2 + 4\mu t^2}}{t(1 - 2t)}, \quad \mu > 1.\tag{4.23}$$

Integrating this expression with respect to t and fixing the integration constant to satisfy (4.16), we find

$$\psi_1 = \int \sigma_1 dt = -\Phi_1(\mu)$$

where the quantity $\Phi_1(\mu) = \Phi_1(\mu; t)$ is given by (4.6). As far as the leading term of the expansion (4.20) is established, other terms can be constructed recursively up to any given order. For example, for the term σ_0 from (4.11) we obtain

$$\begin{aligned}\sigma_0 &= \frac{1}{(1 - \mu)^2 - 4(\mu + 1)t^2\sigma_1 - 3(1 - 2t)t^2\sigma_1^2} \left\{ 2(1 + \mu)t^2\sigma_1' \right. \\ &\quad + 3(1 - 2t)t^2\sigma_1\sigma_1' - \frac{3(1 - \mu) - 4(\mu + 2)t + 8(\mu + 1)t^2}{2(1 - t)}\sigma_1 \\ &\quad \left. + 2\frac{(1 - \mu)(1 + 5t^2) - (5 - 6\mu)t}{(1 - \mu)(1 - t)}t\sigma_1^2 + \frac{(1 - 2t)}{2(1 - \mu)(1 - t)}t^2\sigma_1^3 \right\}.\end{aligned}\tag{4.24}$$

Substituting here (4.23), integrating, and fixing integration constant to match the $t \rightarrow 0$ behavior in according to (4.16), we recover that $\psi_0 = \int \sigma_0 dt = -\Phi_0(\mu)$, where the function $\Phi_0(\mu) = \Phi_0(\mu; t)$ is given by (4.7).

Coming back to the equation describing the leading term of the expansion (4.20), namely (4.22), one can notice that the trivial root $\sigma_1 = 0$ in fact describes this function for the values $\mu < 1$. (Recall that we assume μ to be positive, and the third root, with the opposite sign of the square root expression in (4.23), corresponds to the unphysical region where μ is negative.) Correspondingly, from (4.24) one can see that then $\sigma_0 = 0$; moreover, all terms in the expansion (4.20) vanish identically, so that the function σ is given only by exponentially small terms. This is in agreement with the fact that instead at $\mu < 1$ we have the expansion (4.17).

To construct this expansion, we proceed essentially similarly as we did above for $\mu > 1$, namely, we introduce an auxiliary function

$$\tilde{\sigma} \equiv \partial_t \log(1 - g),$$

so that

$$y = -\tilde{\sigma}(1 - g), \quad y' = -(\tilde{\sigma}^2 + \tilde{\sigma}')(1 - g), \quad y'' = -(\tilde{\sigma}^3 + 3\tilde{\sigma}\tilde{\sigma}' + \tilde{\sigma}'')(1 - g). \quad (4.25)$$

From (4.11) it follows that $\tilde{\sigma}$, up to exponentially small corrections, possesses an expansion of the form

$$\tilde{\sigma} = \tilde{\sigma}_1 s + \tilde{\sigma}_0 + \tilde{\sigma}_{-1} s^{-1} + \dots. \quad (4.26)$$

Substitution of (4.25) and (4.26) into (4.11) shows that the function $\tilde{\sigma}_1$ satisfies the same equation as σ_1 does, namely, (4.22), and moreover, since from (4.18) it follows that, as $t \rightarrow 0$,

$$\tilde{\sigma}_1 = \tilde{\psi}'_1 = \frac{1 - \mu}{t} - 2\mu t + O(t^2),$$

we conclude that $\tilde{\sigma}_1$ is given by (4.23), where instead we have to assume that $\mu < 1$. Similarly, the function $\tilde{\sigma}_0$ is given in terms of $\tilde{\sigma}_1$ by the expression (4.24) in which the replacement $\sigma_{1,0} \mapsto \tilde{\sigma}_{1,0}$ is to be made. After substitution of the expression for $\tilde{\sigma}_1$, integrating, and fixing the integration constant to match the $t \rightarrow 0$ behavior, see (4.18), one can find that $\tilde{\psi}_0 = \int \tilde{\sigma}_0 dt = -\Phi_0(\mu)$, where the function $\Phi_0(\mu) = \Phi_0(\mu; t)$ is given by (4.7).

As a result of this calculation, we thus obtain that in the limit $s \rightarrow \infty$, $m = \mu s$, the one-point function is given by (4.5), in agreement with the saddle-point analysis.

Let us now consider the scaling properties of the one-point function near the value $\mu = 1$. We set $m = s + v\sqrt{s}$ and consider the large s limit in ODE (4.11). From this equation it follows that there exists a solution of the form

$$y = y_0 + \frac{1}{\sqrt{s}} y_{-1} + \dots,$$

where the leading term (corresponding to the coefficient of $s^{3/2}$ in (4.11)) must solve the equation

$$y'_0 - \frac{1}{2} \left\{ \frac{1}{1-t} - \frac{3}{t} + \frac{v^2}{2t^2} \right\} y_0 = 0.$$

Therefore for the one-point function, $g' \equiv y$, in the leading order we obtain

$$g = C_1 \int_t^1 e^{-\frac{v^2}{4w}} \frac{1}{w^{3/2} \sqrt{1-w}} dw + C_2 = C_1 \frac{2\sqrt{\pi}}{v} e^{-\frac{v^2}{4}} \operatorname{erf} \left(\frac{v}{2} \sqrt{\frac{1-t}{t}} \right) + C_2, \quad (4.27)$$

where the integration constants may depend on v , $C_{1,2} = C_{1,2}(v)$. They can be fixed by requiring that

$$\lim_{t \rightarrow 0} g = \begin{cases} 0, & v > 0, \\ 1, & v < 0 \end{cases}$$

to match the leading $t \rightarrow 0$ asymptotic behavior of the one-point function described by (4.13) and (4.14). This gives $C_2 = 1/2$ and $C_1 = -ve^{v^2/4}/4$, and, as a result, (4.27) reproduces (4.8).

5 Conclusion

In this paper, we have computed the boundary one-point function of the six-vertex model with partial domain wall boundary conditions in the case of the rational Boltzmann weights. For the $s \times N$ lattice the result is expressed in a determinantal form, see (3.22). In the limit of the semi-infinite lattice, $N \rightarrow \infty$, it boils down to a simple explicit expression, which can be given as the terminating series (3.7) or as the contour integral (3.23). Furthermore, it turns out that the one-point function can be determined as a polynomial solution of certain second-order ODE, see (4.11).

Even though all these various representations for the one-point function can be regarded as main results of the present paper, we would like to draw attention to the QISM calculations presented in Section 3.2. There, we have shown that the one-point function can be directly obtained in terms of a contour integral, provided that for the partition function of the inhomogeneous model the Kostov determinant formula (2.9) is used. This formula has a simple homogeneous limit in one of the two sets of the parameters and it also has a simple large N limit, which can also be done before the homogeneous one. As a result, the derivation of the one-point function for the model on the semi-infinite lattice presented here turns out to be considerably simpler in comparison with that given in [37].

Another point to which we would like to draw attention, is the existence of the ODE which drives the one-point function. Even though this equation is given by rather cumbersome expression (4.11), it must be stressed that it has appeared here in the context of a non-free-fermionic model. Typically, examples of models where differential equations, usually non-linear ones, describe correlation function are limited by those related to dynamics of free fermions (see, e.g., [30]).

The ODE which we have obtained for the one-point function is with respect to the rapidity variable of the weights, with the coefficients depending on the geometric parameters of the one-point function in the semi-infinite lattice case, m and s . Such an equation is very interesting because it can be used to construct asymptotics in the limit of large m and s with the ratio $m/s = \mu$ fixed. We have showed how this can be done in Section 4.3 using the method developed in [26] on the example of the σ -form of the sixth Painlevé equation.

An advantage of this method is that it allows for constructing an asymptotic expansion recursively, starting from the leading term. Calculations are performed in an almost purely algebraic manner. Indeed, in the case of the contour integral (4.2), the saddle-point method turns out to be very subtle in its topological part (see Section 4.1): among the two saddle points one of them appears to be completely irrelevant and the leading term is determined by a relative position of the second saddle point and the simple pole of the integrand. In the case of the method based on the ODE (4.11), the leading term immediately follows as a proper root of the algebraic cubic equation (4.22).

One more point which definitely needs to be discussed concerns the obtained asymptotic behavior of the boundary one-point function on the semi-infinite lattice in the scaling limit, $m, s \rightarrow \infty$ with $\mu = m/s$ kept fixed, in which the mesh size of the lattice tends to zero. In the leading order

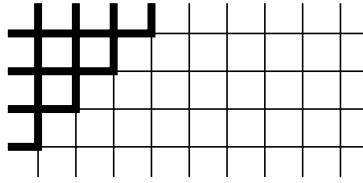


Figure 5. The configuration without the b -weight vertices.

it is given by the Heaviside step function, see (4.5). In relation to this result one may wonder about its interpretation in the context of limit shape phenomena and what to expect if instead of the semi-infinite lattice the original $s \times N$ lattice will be taken with the ratio s/N kept fixed.

Using the description of the states in terms of the solid lines (see Section 2.1), it is clear that the step-function behavior of the boundary one-point function implies the dominance of the configurations such that the first s boundary edges on the vertical lines are all occupied by the solid lines. Furthermore, there exists single configuration characterized by absence of the b -weight vertices, see Figure 5, which, for large s , together with very similar configurations (containing small enough amount of b -weight vertices) dominates over all other configurations. In the $s \rightarrow \infty$ limit, this configuration describes the limit shape. Thus, the step-function behavior of the boundary one-point function can be regarded as a manifestation, even if rather trivial, but the limit shape phenomenon occurring in the scaling limit.

It is also clear from the picture of Figure 5 that the location of the right boundary has no effect on the limit shape. In other words, it means that for the boundary one-point function the step-function behavior should also be expected for the $s \times N$ lattice; however, the corrections to this leading scaling behavior may depend on the given value of s/N . This is also in agreement with the result of paper [5] (see Theorem 1.3 and the discussion in Section 1.3 therein) that the free energy of the model on the $s \times N$ lattice comes only from the ‘ground state’ configuration, which is exactly that shown in Figure 5.

The irrelevance of the position of the right boundary for the limit shape can be explained by peculiarity of the six-vertex model with the rational weights. They belong to the ferroelectric regime on the phase diagram, and therefore they are compatible with the ferroelectric order induced by the boundary conditions in the case of pDWBC coming from the left, bottom, and right boundaries.

To obtain nontrivial limit shape phenomena, one should take the model with weights corresponding to the disordered or anti-ferroelectric regimes, similarly to the DWBC case. However, these weights are trigonometric, for which even finding a closed expression for the partition function in the case of pDWBC is still an open problem in general. Definitely, this deserves further study and we believe that many interesting results will be obtained in this direction.

Acknowledgments

The authors thank N.M. Bogoliubov, F. Colomo, N. Reshetikhin, E. Sobko for stimulating discussions and the anonymous referees for valuable remarks. This work was supported in part by the Russian Science Foundation, grant # 18-11-00297.

References

- [1] Allison D., Reshetikhin N., Numerical study of the 6-vertex model with domain wall boundary conditions, *Ann. Inst. Fourier (Grenoble)* **55** (2005), 1847–1869, [arXiv:cond-mat/0502314](#).
- [2] Baxter R.J., Exactly solved models in statistical mechanics, Academic Press, Inc., London, 1982.
- [3] Belov P., Reshetikhin N., The two-point correlation function in the six-vertex model, [arXiv:2012.05182](#).

- [4] Bleher P., Liechty K., Random matrices and the six-vertex model, *CRM Monograph Series*, Vol. 32, [Amer. Math. Soc.](#), Providence, RI, 2014.
- [5] Bleher P., Liechty K., Six-vertex model with partial domain wall boundary conditions: ferroelectric phase, *J. Math. Phys.* **56** (2015), 023302, 28 pages, [arXiv:1407.8483](#).
- [6] Bogoliubov N.M., Pronko A.G., Zvonarev M.B., Boundary correlation functions of the six-vertex model, *J. Phys. A: Math. Gen.* **35** (2002), 5525–5541, [arXiv:math-ph/0203025](#).
- [7] Colomo F., Di Giulio G., Pronko A.G., Six-vertex model on a finite lattice: Integral representations for nonlocal correlation functions, *Nuclear Phys. B* **972** (2021), 115535, 42 pages, [arXiv:2107.13358](#).
- [8] Colomo F., Pronko A.G., The arctic curve of the domain-wall six-vertex model, *J. Stat. Phys.* **138** (2010), 662–700, [arXiv:0907.1264](#).
- [9] Colomo F., Pronko A.G., The limit shape of large alternating sign matrices, *SIAM J. Discrete Math.* **24** (2010), 1558–1571, [arXiv:0803.2697](#).
- [10] Colomo F., Pronko A.G., An approach for calculating correlation functions in the six-vertex model with domain wall boundary conditions, *Theoret. and Math. Phys.* **171** (2012), 641–654, [arXiv:1111.4353](#).
- [11] de Bruijn N.G., Asymptotic methods in analysis, *Bibliotheca Mathematica*, Vol. 4, North-Holland Publishing Co., Amsterdam, 1958.
- [12] Erdélyi A., Magnus W., Oberhettinger F., Tricomi F.G., Higher transcendental functions. Vol. I, Robert E. Krieger Publishing Co., Inc., Melbourne, Fla., 1981.
- [13] Escobedo J., Gromov N., Sever A., Vieira P., Tailoring three-point functions and integrability, *J. High Energy Phys.* **2011** (2011), no. 9, 028, 50 pages, [arXiv:1012.2475](#).
- [14] Escobedo J., Gromov N., Sever A., Vieira P., Tailoring three-point functions and integrability II. Weak/strong coupling match, *J. High Energy Phys.* **2011** (2011), no. 9, 029, 35 pages, [arXiv:1104.5501](#).
- [15] Fedoryuk M.V., The saddle-point method, Nauka, Moscow, 1977.
- [16] Foda O., $\mathcal{N} = 4$ SYM structure constants as determinants, *J. High Energy Phys.* **2012** (2012), no. 3, 096, 29 pages, [arXiv:1111.4663](#).
- [17] Foda O., Wheeler M., Partial domain wall partition functions, *J. High Energy Phys.* **2012** (2012), no. 7, 186, 36 pages, [arXiv:1205.4400](#).
- [18] Gaudin M., La fonction d’onde de Bethe, *Collection du Commissariat à l’Énergie Atomique: Série Scientifique.*, Masson, Paris, 1983.
- [19] Gromov N., Sever A., Vieira P., Tailoring three-point functions and integrability III. Classical tunneling, *J. High Energy Phys.* **2012** (2012), no. 7, 044, 31 pages, [arXiv:1111.2349](#).
- [20] Gwa L.-H., Spohn H., Six-vertex model, roughened surfaces, and an asymmetric spin Hamiltonian, *Phys. Rev. Lett.* **68** (1992), 725–728.
- [21] Izergin A.G., Partition function of the six-vertex model in the finite volume, *Sov. Phys. Dokl.* **32** (1987), 878–879.
- [22] Izergin A.G., Coker D.A., Korepin V.E., Determinant formula for the six-vertex model, *J. Phys. A: Math. Gen.* **25** (1992), 4315–4334.
- [23] Izergin A.G., Korepin V.E., Reshetikhin N.Yu., Correlation functions in a one-dimensional Bose gas, *J. Phys. A: Math. Gen.* **20** (1987), 4799–4822.
- [24] Jiang Y., Komatsu S., Kostov I., Serban D., The hexagon in the mirror: the three-point function in the SoV representation, *J. Phys. A: Math. Theor.* **49** (2016), 174007, 31 pages, [arXiv:1506.09088](#).
- [25] Kapitonov V.S., Pronko A.G., Six-vertex model as a Grassmann integral, one-point function, and the arctic ellipse, *Zap. Nauchn. Semin. POMI* **494** (2020), 168–218.
- [26] Kitaev A.V., Pronko A.G., Emptiness formation probability of the six-vertex model and the sixth Painlevé equation, *Comm. Math. Phys.* **345** (2016), 305–354, [arXiv:1505.00032](#).
- [27] Kitanine N., Kozłowski K.K., Maillet J.M., Slavnov N.A., Terras V., Algebraic Bethe ansatz approach to the asymptotic behavior of correlation functions, *J. Stat. Mech. Theory Exp.* **2009** (2009), P04003, 66 pages, [arXiv:0808.0227](#).
- [28] Kitanine N., Maillet J.M., Slavnov N.A., Terras V., Spin-spin correlation functions of the XXZ - $\frac{1}{2}$ Heisenberg chain in a magnetic field, *Nuclear Phys. B* **641** (2002), 487–518, [arXiv:hep-th/0201045](#).
- [29] Korepin V.E., Calculation of norms of Bethe wave functions, *Comm. Math. Phys.* **86** (1982), 391–418.

- [30] Korepin V.E., Bogoliubov N.M., Izergin A.G., Quantum inverse scattering method and correlation functions, *Cambridge Monographs on Mathematical Physics*, [Cambridge University Press](#), Cambridge, 1993.
- [31] Korepin V.E., Zinn-Justin P., Thermodynamic limit of the six-vertex model with domain wall boundary conditions, *J. Phys. A: Math. Gen.* **33** (2000), 7053–7066, [arXiv:cond-mat/0004250](#).
- [32] Kostov I., Classical limit of the three-point function of $N = 4$ supersymmetric Yang–Mills theory from integrability, *Phys. Rev. Lett.* **108** (2012), 261604, 5 pages, [arXiv:1203.6180](#).
- [33] Kostov I., Three-point function of semiclassical states at weak coupling, *J. Phys. A: Math. Theor.* **45** (2012), 494018, 27 pages, [arXiv:1205.4412](#).
- [34] Kulish A.G., Sklyanin E.K., Solutions of the Yang–Baxter equation, *J. Sov. Math.* **19** (1982), 1596–1620.
- [35] Kuperberg G., Another proof of the alternating-sign matrix conjecture, *Int. Math. Res. Not.* **1996** (1996), 139–150, [arXiv:math.CO/9712207](#).
- [36] Lyberg I., Korepin V., Ribeiro G.A.P., Viti J., Phase separation in the six-vertex model with a variety of boundary conditions, *J. Math. Phys.* **59** (2018), 053301, 15 pages, [arXiv:1711.07905](#).
- [37] Minin M.D., Pronko A.G., Boundary polarization of the rational six-vertex model on a semi-infinite lattice, *J. Math. Sci.* **257** (2021), 537–550.
- [38] Pronko A.G., Pronko G.P., Off-shell Bethe states and the six-vertex model, *J. Math. Sci.* **242** (2019), 742–752.
- [39] Syljuåsen O.F., Zvonarev M.B., Directed-loop Monte Carlo simulations of vertex models, *Phys. Rev. E* **70** (2004), 016118, 8 pages, [arXiv:cond-mat/0401491](#).
- [40] Takhtajan L.A., Faddeev L.D., The quantum method for the inverse problem and the Heisenberg XYZ model, *Russian Math. Surveys* **34** (1979), no. 5, 11–68.
- [41] Wheeler M., An Izergin–Korepin procedure for calculating scalar products in the six-vertex model, *Nuclear Phys. B* **852** (2011), 468–507, [arXiv:1104.2113](#).
- [42] Zeilberger D., Proof of the refined alternating sign matrix conjecture, *New York J. Math.* **2** (1996), 59–68, [arXiv:math.CO/9606224](#).