
ENCODING SCHEME FOR INFINITE SET OF SYMBOLS: THE PERCOLATION PROCESS

A PREPRINT

Yusof Mardoukhi

Institute of Physics and Astronomy, University of Potsdam, 14476 - Potsdam, Germany
mardoukhi@uni-potsdam.de

August 26, 2021

ABSTRACT

It is shown here that the percolation process on binary trees that is equivalent to the critical Galton-Watson process with exactly two offspring for each node, yields a set of infinite symbols equipped with a natural encoding scheme that results in a finite average codeword length as long as the probability of having an offspring p is greater than $1/2$ and is smaller than $1/\sqrt{2}$. Furthermore, it is demonstrated that the amount of information encoded is finite.

Keywords Binary Tree · Efficient Encoding · Entropy · Huffman Encoding Scheme · Percolation Process · Galton-Watson Process

1 Introduction

Applications of the *percolation process* are far-reaching in many areas, ranging from soft materials such as polymers [1, 2] to brittle and rigid materials such as rock [3]. It has been used to model the financial markets [4, 5] or clustering of labour markets [6] or to understand the dynamics of a protein in lipid membranes [7]. Yet with many of these applications, little has been said on the application of the percolation process from the perspective of information theory and coding theory [8].

An r -ary tree is a rooted tree that for every node there are exactly $r + 1$ adjacent nodes, r children and one parent (except for the root of the tree that has r children in its vicinity). Of significant interest here, are the binary trees since the results can be easily generalised. The root is at height zero and its children at height one. The height of a node is denoted with h . Readily, the maximum number of nodes that are present at a given height h is 2^h . R(Bin)-ary trees are an indispensable part of data storage in computer science. They are used for the implementation of databases and storage file systems [9, 10]. For instance, the Btrfs (pronounced as B-Tree Filesystem) is a filesystem utilising the *Balanced Tree* structure to store large data [11]. Moreover, indexing in widely used database software such as PostgreSQL and Oracle SQL use B-tree indexing (see their respective documentations and also refer to [12] for recent methods and technologies.). In a different area -data compression- the foundation of much popular data compression software such as .arc, .pk(X)zip, gzip, .bzip and the famous .zip are based on the *Huffman coding* scheme [13].

In real-life cases, the source of the information is represented by a finite set of symbols (also called alphabets). In these situations, the Huffman coding scheme is indeed the most efficient encoding procedure. Yet, one can legitimately think of a situation where the set of symbols is countably infinite. Although this would not happen in day to day problems, one can ask whether there exists a physical process that genuinely encodes the information in a manner that yields a finite *average codeword length*. For instance, one can consider a physical system with a set of discrete energy levels that are countably infinite. If one attempts to label these discrete levels with a label, what should be the criteria such that these energy levels are expressed in *codewords* that on average yield a finite codeword length. In this article, it is demonstrated that for a specific case, namely the *Galton-Watson* process [14, 15], the process itself encodes the information in such a manner that the state of the system associated with the leaves are coded naturally such that it yields a finite average codeword length.

The structure of this article is such that it first gives a gentle introduction to the percolation process on binary trees and how it is related to a well-known branching process of Galton-Watson process. The section afterwards is dedicated to the derivation of the generalised probability generating function for the Galton-Watson process that should serve us to derive the entropy. The last section concludes the results and provides the reader with possible applications and also a reinterpretation of a few physical processes where the percolation process on binary trees (branching process in this case) at the critical point can be used to explain the dynamics.

2 Percolation Process on the Binary Tree and the Galton-Watson Process

The percolation process on a binary tree is the process of assigning to every edge the state of being open with probability p and the state of being closed with probability $q = 1 - p$. For the sake of representation in the upcoming depictions, the open edges are shown by solid lines and the ones that are blocked, are shown by dashed lines. The process of blocking the edges or leaving them open takes place independently i.e. the probability that whether an edge is open or closed is independent of any other edge of the binary tree. For instance, consider a binary tree of height 3; block every edge or leave it open with probability q or p , respectively. A realisation of such a process is shown in the following figure.

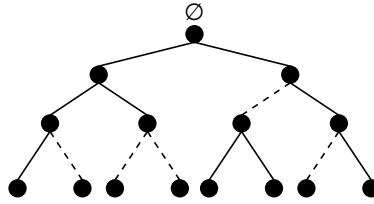


Figure 1: A binary tree which its edges are either open with probability p or are blocked with probability $q = 1 - p$ independently.

This procedure yields a forest whose components are trees with different sizes that obey a specific distribution depending on the choice of p . When $p = 1$, a single tree emerges and when $p = 0$ a forest whose trees are singletons. Each tree in the forest represents an open cluster. Each open cluster is a realisation of a Galton-Watson branching process. The main interest here though is the emergence of an infinite open cluster when p reaches a critical value called p_c when for the first time an open cluster called the *percolation cluster* emerges that is infinite in size when $h \rightarrow \infty$. It is possible to investigate the distribution of the nodes and leaves using the known tool of probability generating functions [16, 17]. In the subsequent section, the probability generating function for the nodes and the leaves of the process will be derived to calculate their statistical moments.

2.1 Probability generating function of the nodes and leaves

The probability generating function corresponding to the first generation of nodes is given by

$$f(\xi) = \sum_{k=0}^2 p_k \xi^k \quad (1)$$

where the dummy index k counts the number of possible children for the root of the tree i.e. zero, one or two children and p_k is the probability of having k children. There are in total four configurations for the root of the tree according to the configuration of the edges. It is readily yielded that

$$f(\xi) = q^2 + 2pq\xi + p^2\xi^2 = (p\xi + q)^2. \quad (2)$$

The first term is the probability of the root having no children, the second term is the probability of having one child and the last term is the probability of having exactly two children. This is the equation describing the well-known Galton-Watson process with the possibility of having no more than two offspring. Depending on the choice of p , the branching process is classified into three regimes namely, *sub-critical*, *critical* and *super-critical*. These three phases can be identified by equating the equation above to ξ and solve the equation for ξ which yields the followings

$$(p\xi + q)^2 = \xi \rightarrow \xi = \frac{2p^2 + 1 - 2p - |1 - 2p|}{2p^2},$$

$$\xi = \begin{cases} 1 & \text{if } p \leq 1/2, \\ (q/p)^2 & \text{if } p \geq 1/2. \end{cases} \quad (3)$$




Figure 2: All possible configurations of nodes at $h = 1$. Whether a node is a leaf or not depends on whether it has a descendent or not. Solid lines represent edges that are open with probability p and dashed lines represent edges that are blocked with probability q .

When $p < 1/2$, the probability that the branching process thrives ad infinitum is zero whilst when $p > 1/2$, the chance that the process goes extinct is given by $(q/p)^2$ [15]. The two cases above given in Eq. 3 refer to *sub-critical* and *super-critical* phases respectively.

Now to know whether a node is a leaf or not, one should seek another suitable probability generating function. Consider the root of the tree; the root becomes a leaf if it does not have any children i.e. both of the edges coming out from the root are blocked. Thus, one can write a probability generating function of leaves for a node as follows

$$g(\zeta) = \sum_{l=0}^1 p_l \zeta^l = p^2 + 2pq + q^2 \zeta, \quad (4)$$

where p_l is the probability of the node being fertile or infertile (leaf). Hence, the first two terms refer to the probability of the root having at least a single child and the last term refers to the probability of the node having no offspring. Thence, one can write a *generalised probability generating function* which encompasses both the statistics of the population of the nodes and the population of the leaves at a given height h that is given by the following expression

$$\mathcal{F}(\xi, \zeta) = \sum_{k=0}^2 p_k (\xi g(\zeta))^k = (q + p \xi g(\zeta))^2. \quad (5)$$

The expansion of this summation is illustrated in Fig. 2 which demonstrates all the possible configurations of the nodes at $h = 1$.

Symbol	Encoded
A	00000
B	00001
C	00010
D	00011
⋮	⋮
Z	11010

Table 1: A possible fixed-length encoding scheme for the English alphabets.

2.2 Properties of the probability generating function

It is proven that if $\mathcal{F}_h(s, t)$ is the probability generating function at height h and $\mathcal{F}_{(h)}(\xi, \zeta) = \mathcal{F}[\mathcal{F}_{(h-1)}](\xi, \zeta)$, then for the h^{th} order of the probability generating function it holds true that [16]

$$\mathcal{F}_h(\xi, \zeta) = \mathcal{F}_{(h)}(\xi, \zeta). \quad (6)$$

This is an extremely useful identity as it enables one to calculate the moments of the number of nodes (\mathcal{N}_h) and the number of leaves (\mathcal{L}_h) at any given height h by only knowing their first moment, namely $\mathbb{E}[\mathcal{N}_1]$ and $\mathbb{E}[\mathcal{L}_1]$. This is deduced by taking the derivative of $\mathcal{F}_{(h)}(\xi, \zeta)$ using the chain rule and arrive at the followings [16]

$$\mathbb{E}[\mathcal{N}_h] = \mathbb{E}[\mathcal{N}_1]^h \quad ; \quad \mathbb{E}[\mathcal{L}_h] = q^2 \mathbb{E}[\mathcal{N}_1]^h. \quad (7)$$

To calculate the mean value of \mathcal{N}_1 and \mathcal{L}_1 one needs to take the first derivative of the generalised probability generating function with respect to s and t , respectively. Consequently the followings are yielded.

$$\left. \frac{\partial \mathcal{F}(s, 1)}{\partial s} \right|_{s=1} = \sum_{k=0}^2 k p_k = \mathbb{E}[\mathcal{N}_1] = 2p,$$

and similarly,

$$\left. \frac{\partial \mathcal{F}(1, t)}{\partial t} \right|_{t=1} = q^2 \sum_{k=1}^2 k p_k (p^2 + 2pq + q^2)^{k-1} = \mathbb{E}[\mathcal{L}_1] = 2pq^2. \quad (8)$$

Subsequently, by the means of Eq. (7)

$$\mathbb{E}[\mathcal{N}_h] = (2p)^h \quad ; \quad \mathbb{E}[\mathcal{L}_h] = q^2 (2p)^h. \quad (9)$$

3 Maximal encoded information

Binary encoding is the process of assigning a binary string to a set of symbols. For instance, the English alphabets A to Z can be represented by string of 0's and 1's. An example of such an encoding procedure is shown in Tab. 1.

The encoding presented therein is called *fixed-length* encoding scheme [18]. Though convenient, it is not the best and efficient encoding procedure as there are many unnecessary 0's and 1's that are used to represent the symbols. Another supplementary information that indeed helps to make the encoding more efficient is the fact that the alphabet in English have different frequencies of appearance in text sources. For instance, the letter *E* with 12.02% has the highest frequency of appearance and the letter *Z* with 0.07% has the least. Thus, it is logical to represents the letter *E* with fewer bits of 0's and 1's, e.g. with only one single digit 0.

Definition: An information source is an ordered pair $\mathcal{S} = (S, P)$ where S is the set of symbols e.g. $S = \{s_1, s_2, \dots, s_n\}$ and P is a probability measure assigned to each symbol e.g. $P = \{p_{s_1}, p_{s_2}, \dots, p_{s_n}\}$.

Definition: An encoding scheme is an ordered pair $\mathcal{C} = (C, f)$ where C is the set of codes e.g. $\{00, 01, 000, 101, \dots\}$ and f is the *encoding function* $f : S \rightarrow C$ which maps a symbol from the set S to a *codeword* in C .

Definition: The average codeword length for an information source \mathcal{S} and the encoding scheme \mathcal{C} is defined as

$$L = \sum_{i=1}^n p_{s_i} \text{Len}(f(s_i)), \quad (10)$$

where $\text{Len}(f(s_i))$ is the length of the codeword associated with the symbol s_i via the map $f(\cdot)$.

The average codeword length is a quantity which its magnitude measures how long would the encoded message be. Obviously, the shorter the L is, the more efficient the encoding is as lesser bits of 0's and 1's are required to represent the message formed by the set of the symbols. Note that L cannot be arbitrarily small as it is required that the encoding scheme \mathcal{C} has to be *uniquely decipherable* or even more desirable, to be *instantaneous* [18]. It must be clear to the reader that the fixed-length encoding shown in Tab. 1 satisfies this property .

Huffman devised an algorithm which is now known after his name that yields the most efficient encoding scheme ensuring that the scheme is instantaneous [13]. The lower bound for L was proved to be the amount of the information in \mathcal{S} which is given by the Shanon's entropy defined as [18]

$$\mathcal{H} = - \sum_{i=1}^n p_{s_i} \log(p_{s_i}) \leq L, \quad (11)$$

where \log is the natural logarithm.

3.1 Percolation process as an efficient encoding scheme

The percolation process, though not an encoding scheme per se, can be regarded as a process which produces a set of symbols dynamically and assign to each member of the set a probability of appearance naturally. Thus, one can say that the percolation process both generates the information source \mathcal{S} and encodes it simultaneously according to the following procedure

- (i) every leaf represents a symbol which has a probability associated with identified by the Bernoulli probability measure $\prod_i^h p$ where h is the height at which the leaf resides.
- (ii) the leaf is encoded as a binary string of length h . The string is generated by mapping every turn to the left to the digit 0 and every turn to the right to the digit 1 when traversing the path from the root denoted by \emptyset to the leaf.

To elaborate this further, consider an imaginary percolation process depicted in Fig. 3.

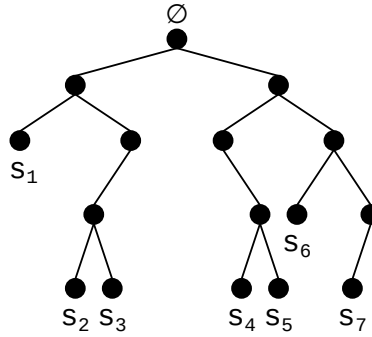


Figure 3: Percolation process terminated at height $h = 4$. The leaves represents the symbols. Every edge to the left can be represented by the bit 0 and to the right with 1.

There the percolation process generated 7 leaves at different heights. Every leaf in that very process can be associated to a single symbol. One can further intuitively assign to each symbol a unique codeword by traversing the path which starts at the root and end at the symbol. Every turn to the left represents the bit 0 and to the right the bit 1. Hence, the percolation process automatically provides an encoding scheme \mathcal{C} which maps the symbols $\mathcal{S} = \{s_1, s_2, \dots, s_7\}$ according to the one-to-one correspondence shown in Tab. 2.

This encoding is *instantaneous*. This is deduced by the fact that instantaneous encodings correspond to binary trees (refer to [19] and the Kraft's and McMillan's theorem for instance in [18]).

Since the generation of each node at each height is independent of any other node in that height or the previous height, a natural Bernoulli probability measure can be associated to each leaf. Thus, for instance, the symbol s_1 has the probability of appearance proportional to $\prod_{i=0}^2 p$ and the symbol s_7 , $\prod_{i=0}^4 p$. Note that the upper limit is the height at which leaf is lying. Hence, the probability of the codewords is spontaneously yielded by the percolation process with an extra caution that it has to be normalised.

Symbols	Codewords
s_1	00
s_2	0100
s_3	0101
s_4	1010
s_5	1011
s_6	110
s_7	1111

Table 2: Instantaneous encoding yielded by the percolation process demonstrated in Fig. 3

Definition: A percolation process terminated at height h is inherently an encoding procedure in which the information source S is the ordered pair of the set of symbols S identified by the leaves and the probability distribution P which is identified by the Bernoulli measure associated to the path starting from the root and ending at the leaves. The codeword for each symbol is understood as the sequence of 0's and 1's where the digit 0 represents the open edges to the left and the digit 1 represents the open edges to the right. Subsequently, the encoding function f is identified by the correspondence between the symbols and the sequence of 0's and 1's which is yielded by traversing the path from the root to the leaf representing the symbol.

4 Problem of encoding a countably infinite set of symbols

When the set of symbols S is finite, given that P is a probability measure and the length of the codewords in C is finite, the Shanon's entropy and the average codeword length are both well-defined and finite. Yet, a legit question would be whether one can efficiently encode a set of symbols that is countably infinite.

4.1 The amount of encoded information

For $p > 1/2$ the percolation process on binary trees is a process that continues ad infinitum. Recall the definition of the Shanon's entropy given by Eq. 11; one can rewrite it in the following form

$$\mathcal{H} = - \sum_{i=1}^{\infty} p(s_i) \log(p(s_i)) = - \sum_{h=1}^{\infty} \mathcal{N}_h p^h \log(p^h), \quad (12)$$

where now instead of having the dummy index of the sum counting the index of the symbols, it goes through different levels (height) of the tree. The probabilities are factorised by the number of leaves at every given height h . The problem here is that the set P does not satisfy the conditions of a probability measure generally. Hence, it is required to be normalised which yields the following

$$\mathcal{H} = - \sum_{h=1}^{\infty} \frac{\mathcal{N}_h p^h}{\sum_{h=1}^{\infty} \mathcal{N}_h p^h} \log \left(\frac{p^h}{\sum_{h=1}^{\infty} \mathcal{N}_h p^h} \right). \quad (13)$$

The normalisation constant $\Lambda = \sum_{h=1}^{\infty} \mathcal{N}_h p^h$ converges to a fixed limit point thus can be substituted by its expectation value. Hence,

$$\mathbb{E}[\Lambda] = \sum_{h=1}^{\infty} \mathbb{E}[\mathcal{N}_h] p^h = \sum_{h=1}^{\infty} q^2 (2p^2)^h = \frac{2(pq)^2}{1-2p^2} \quad : \quad \frac{1}{2} < p < \frac{1}{\sqrt{2}} \quad (14)$$

Thus the Shanon's entropy is not well-defined when $p > 1/\sqrt{2}$ since the normalisation constant does not exist. Going back to the calculation of the entropy, one arrives at the following

$$\begin{aligned} \mathcal{H} &= -\Lambda^{-1} \sum_{h=1}^{\infty} [h \mathcal{N}_h p^h \log(p) - \mathcal{N}_h p^h \log \Lambda] \\ \mathbb{E}[\mathcal{H}] &= \frac{\log(1/p)}{1-2p^2} + \log \Lambda \end{aligned} \quad (15)$$

Therefore, the amount of the information encoded in every percolation process fluctuates around the mean given above.

4.2 Average codeword length

Following the same procedure one arrives at the following for the average codeword length L .

$$L = \sum_{h=1}^{\infty} \frac{h\mathcal{N}_h p^h}{\sum_{h=1}^{\infty} \mathcal{N}_h p^h} = \Lambda^{-1} \sum_{h=1}^{\infty} h\mathcal{N}_h p^h$$

$$\mathbb{E}[L] = \Lambda^{-1} \sum_{h=1}^{\infty} h q^2 (2p^2)^h = \frac{1}{1-2p^2} \quad (16)$$

It is not difficult to check that $\mathbb{E}[\mathcal{H}] < \mathbb{E}[L]$ knowing that the first and the second derivatives of $\mathbb{E}[L]$ and $\mathbb{E}[\mathcal{H}]$ is larger than zero for the interval $1/2 < p < 1/\sqrt{2}$.

This concludes that the percolation process on binary trees equipped with the Bernoulli probability measure, encodes the leaves of the tree in such a way that the entropy and the average codeword length remain finite, au contraire the number of leaves tend to infinity when $1/2 < p < 1/\sqrt{2}$.

5 Conclusion

It was demonstrated that the percolation process on binary trees or in other words the branching process of Galton-Watson can be regarded as a process which generates the set of symbols identified as the leaves of the process, along with their associated Bernoulli probability that together form the information source. Simultaneously, it has a natural embedded encoding scheme which assign to each leaf a unique binary codeword. It was proved that with this very configuration, one can still have a set of infinite symbols and keep the amount of the information and the average codeword length finite.

Two other questions that may be found relevant yet are out of the scope of this article but are worth to be studied are the followings

- i is the Galton-Watson process more efficient than the Huffman encoding scheme given the information source to be the one generate by the Galton-Watson process?
- ii is the Bernoulli probability assigned to each leaf is the only probability measure that yields a finite entropy and the average codeword length?

It is noteworthy to mention that the Galton-Watson process has been used to study some of the natural processes. For instance in the electron multiplier detector or nuclear chain reactions [20, 21]. Not only limited to this, other processes such as the birth-death process which can be utilised to find the rate at which a new species are formed [22]. It may be that the nature intrinsically encodes the information in such a manner that the entropy remains bounded yet the possible outcomes are infinitely many.

Acknowledgement

The author wants to cordially thank Prof Aleksei Checkkin for his constructive suggestions and critical views and Prof Stephan Foldes for initiating useful discussions that shaped many of the building blocks of this article.

References

- [1] Wolfgang Bauhofer and Josef Z Kovacs. A review and analysis of electrical percolation in carbon nanotube polymer composites. *Composites science and technology*, 69(10):1486–1498, 2009.
- [2] Harry Kesten. Percolation theory and first-passage percolation. *The Annals of Probability*, 15(4):1231–1271, 1987.
- [3] Ahmad Mardoukhi, Yousof Mardoukhi, Mikko Hokka, and Veli-Tapani Kuokkala. Effects of heat shock on the dynamic tensile behavior of granitic rocks. *Rock mechanics and rock engineering*, 50(5):1171–1182, 2017.
- [4] Dietrich Stauffer. Can percolation theory be applied to the stock market? *Annalen der Physik*, 7(5-6):529–538, 1998.
- [5] Yao Yu and Jun Wang. Lattice-oriented percolation system applied to volatility behavior of stock market. *Journal of Applied Statistics*, 39(4):785–797, 2012.
- [6] Thomas Owen Richardson, Kim Christensen, Nigel Rigby Franks, Henrik Jeldtoft Jensen, and Ana Blagovestova Sendova-Franks. Ants in a labyrinth: a statistical mechanics approach to the division of labour. *PLoS One*, 6(4):e18416, 2011.
- [7] Paulo FF Almeida, Winchil LC Vaz, and TE Thompson. Lateral diffusion and percolation in two-phase, two-component lipid bilayers. topology of the solid-phase domains in-plane and across the lipid bilayer. *Biochemistry*, 31(31):7198–7210, 1992.
- [8] Kingo Kobayashi, Hiroyoshi Morita, and Mamoru Hoshi. Percolation on a k-ary tree. In *General Theory of Information Transfer and Combinatorics*, pages 633–638. Springer, 2006.
- [9] Patrick O’Neil, Edward Cheng, Dieter Gawlick, and Elizabeth O’Neil. The log-structured merge-tree (lsm-tree). *Acta Informatica*, 33(4):351–385, 1996.
- [10] Pradeep J Shetty, Richard P Spillane, Ravikant R Malpani, Binesh Andrews, Justin Seyster, and Erez Zadok. Building workload-independent storage with vt-trees. In *11th {USENIX} Conference on File and Storage Technologies ({FAST} 13)*, pages 17–30, 2013.
- [11] Ohad Rodeh, Josef Bacik, and Chris Mason. Btrfs: The linux b-tree filesystem. *ACM Transactions on Storage (TOS)*, 9(3):1–32, 2013.
- [12] Goetz Graefe and Harumi Kuno. Modern b-tree techniques. In *2011 IEEE 27th International Conference on Data Engineering*, pages 1370–1373. IEEE, 2011.
- [13] David A Huffman. A method for the construction of minimum-redundancy codes. *Proceedings of the IRE*, 40(9):1098–1101, 1952.
- [14] Henry William Watson and Francis Galton. On the probability of the extinction of families. *The Journal of the Anthropological Institute of Great Britain and Ireland*, 4:138–144, 1875.
- [15] G. Grimmett. *Percolation*. Grundlehren der mathematischen Wissenschaften : a series of comprehensive studies in mathematics. Springer Verlag, 1989.
- [16] Theodore Edward Harris et al. *The theory of branching processes*, volume 6. Springer Berlin, 1963.
- [17] Michael Drmota. Distribution of the height of leaves of rooted trees. *Diskretnaya Matematika*, 6(1):67–82, 1994.
- [18] Steven Roman. *Introduction to coding and information theory*. Springer Science & Business Media, 1996.
- [19] S Cortes Reina, Stephan Foldes, Yousof Mardoukhi, and Navin M Singhi. Note on islands in path-length sequences of binary trees. *arXiv preprint arXiv:1409.3855*, 2014.
- [20] W Shockley and JR Pierce. A theory of noise for electron multipliers. *Proceedings of the Institute of Radio Engineers*, 26(3):321–332, 1938.
- [21] D Hawkins and S Ulam. *Theory of Multiplicative Process*, volume 287. Atomic Energy Commission, 1946.
- [22] George Udny Yule. Ii.—a mathematical theory of evolution, based on the conclusions of dr. jc willis, fr s. *Philosophical transactions of the Royal Society of London. Series B, containing papers of a biological character*, 213(402-410):21–87, 1925.