

S2 REDUCER: HIGH-PERFORMANCE SPARSE COMMUNICATION TO ACCELERATE DISTRIBUTED DEEP LEARNING

Keshi Ge, Yongquan Fu, Zhiquan Lai, Xiaoge Deng, Dongsheng Li

College of Computer, National University of Defense Technology,
 $\{\text{gekeshi, yongquanf, zqlai, dengxg, dsli}\}@nudt.edu.cn$

ABSTRACT

Distributed stochastic gradient descent (SGD) approach has been widely used in large-scale deep learning, and the gradient collective method is vital to ensure the training scalability of the distributed deep learning system. Collective communication such as AllReduce has been widely adopted for the distributed SGD process to reduce the communication time. However, AllReduce incurs large bandwidth resources while most gradients are sparse in many cases since many gradient values are zeros and should be efficiently compressed for bandwidth saving. To reduce the sparse gradient communication overhead, we propose Sparse-Sketch Reducer (S2 Reducer), a novel sketch-based sparse gradient aggregation method with convergence guarantees. S2 Reducer reduces the communication cost by only compressing the non-zero gradients with count-sketch and bitmap, and enables the efficient AllReduce operators for parallel SGD training. We perform extensive evaluation against four state-of-the-art methods over five training models. Our results show that S2 Reducer converges to the same accuracy, reduces 81% sparse communication overhead, and achieves $1.8\times$ speedup compared to state-of-the-art approaches.

Index Terms— distributed training, deep learning, sparse, communication, sketch.

1. INTRODUCTION

Deep neural networks (DNN) have been widely used in computer vision [1–3], speech recognition [4, 5], and natural language processing (NLP) tasks [6, 7]. A recent trend is that the state of the art (SOTA) results in these areas are achieved by large DNN models. Training large models needs long training periods and high computing costs. Distributed deep learning process uses many computing devices to reduce the training time [8], which parallelizes the computation of the model. Data-parallel Stochastic Gradient Descent (SGD) [9, 10] is the most popular approach to implement the distributed deep learning paradigm, because of its flexibility and well support by the deep learning toolkit, such as TensorFlow [11], PyTorch [12] and DeepSpeed [13]. The data-parallel SGD iterates over two steps as follows: (1) Each device conducts

the forward and backward computation of the DNN model in parallel with sampled mini-batch data, and produces the local gradient; (2) Each device collects all the gradients from other devices and calculates the average of these gradients to update the model parameters.

In distributed SGD, iterative gradient aggregation is conducted among devices, which costs heavy network bandwidth resources. The bandwidth costs increase fast with larger models and even delay the training process [14, 15]. To reduce the communication time, AllReduce, an efficient and widely-supported collective communication operation [16], aggregates the gradients on GPU directly [17, 18]. However, these implementations ignore the fact that AllReduce is not suitable for sparse gradient, in which most of the elements are zero. Sparse gradient are quite prevalent, *e.g.*, the gradient sparsity of embedding layers in some NLP models exceed 94% [19]. Some communication-efficient SGD, such as block-wise gradient sparsification [19, 20] also yield sparse gradient. Thus, a large volume of zeros is transmitted [21]. What’s worse, the compressed sparse gradient, which typically contains index and value of non-zeros of sparse gradient, cannot be added up directly, unlike what the dense gradients do in AllReduce, because the indices of non-zero values among GPUs are maybe different. The current implementation of sparse collective communication in deep learning frameworks, such as PyTorch, requires two All-Gather operations to synchronize the indices and values of sparse gradient separately. However, each device has to collect all the other sparse gradients before summing up, which has poor communication efficiency. Some other sparse-oriented systems, such as SparCML [22] and Parallax [21] introduce dynamic sparse collective communication methods to spend less transmission time, yet they have to use the inefficient AllGather or convert the sparse input to dense. Although OmniReducer [19] devises a communication library that also identifies and aggregates the non-zero blocks, it still wastes bandwidth to transfer zero blocks. While recent work [23] also enables AllReduce on a compressed gradient using count-sketch, it can only approximately find the Top-K items from the dense gradient, which does not return estimate values from the sketch directly.

In this paper, we propose Sparse-Sketch Reducer(S2 Reducer), an aggregation method to collect sparse gradients

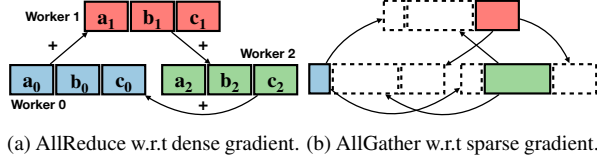


Fig. 1: Gradient transmission in AllReduce and AllGather. (a) A step of ring AllReduce. (b) Sparse gradients from other workers are gathered to concatenate.

efficiently. The key idea of our approach is compressing the non-zeros with a novel sparse-sketch, which supports AllReduce operation and guarantees the convergence of data-parallel SGD. The sparse-sketch compresses the non-zeros with a count-sketch and a bitmap, which can be synchronized with AllReduce. S2 Reducer produces an unbiased estimation when querying the gradient from the aggregated sketch, which guarantees the convergence theoretically and experimentally.

We have realized S2 Reducer¹ and conducted extensive experiments on various CNN and NLP models in a cluster with up to 16 GPUs. The results demonstrate that our method achieves the same level of model accuracy against the baseline approaches while achieving up to $1.8\times$ speedup compared with the SOTA method and reducing 81% sparse communication time.

2. BACKGROUND AND MOTIVATION

2.1. AllReduce Operation

In distributed SGD, worker node $i \in \{1, \dots, W\}$ samples a mini-batch data, computes local gradient g with back-propagation. Typically, they synchronize these gradients with *ring AllReduce* to update the model parameters. Most high performance distributed DNN training systems deploy AllReduce to achieve the speed records [8, 10, 17]. Fig. 1 (a) illustrates an example of a reduce step in the ring AllReduce for three devices. Each GPU worker partitions its gradient into W parts, such as $\{a_0, b_0, c_0\}$, then each part are reduced across all workers by $W - 1$ summation steps. Thus, only the data structure that can be added up support AllReduce.

2.2. Sparse Gradient & AllGather

Given a gradient vector of size d , block-wise sparsification transform it to the matrix $g^{b \times \frac{d}{b}}$, where $\frac{d}{b}$ is the block size. Block-wise Top-K computes the ℓ_2 norm of each block and finds the largest K blocks. The elements in these blocks are selected to communicate.

The sparse gradients from the embedding layers are also block-wise. Each embedding vector encodes a word. In one SGD iteration, only a subset of word embedding vectors are

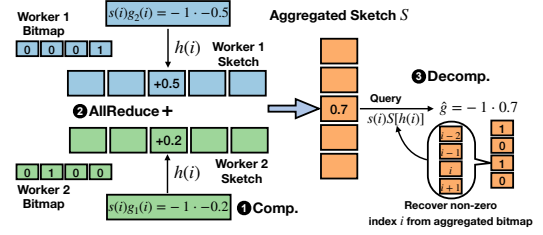


Fig. 2: An example of the workflow of S2 Reducer.

selected as mini-batch and produce corresponding gradient vectors, each vector is a block.

These sparse gradients are typically compressed with the indices and values of the non-zeros. However, The difference among the indices in different workers prevents the aggregation method from using the efficient AllReduce. A compromising approach is AllGather. As shown in Fig. 1 (b), workers collect non-zeros from others to synchronize. However, it is much slower than AllReduce, because it have to send extra traffic [19].

2.3. Sketch Compression

Count-sketch is one of the most popular communication traffic statistical algorithms in distributed systems, thanks to its mergeability property [24].

The block-wise sparsity of gradient provides an opportunity to compress the sparse data with such a sketch structure that can be merged in AllReduce. The small volume of non-zero values can be stored with a fixed sized count-sketch. Elements in the same block share the same row index. Thus, the indices of the sparse gradient can be encoded with a mergeable bitmap. Then, the irregular sparse gradients, like these in Fig. 1 (b), are transformed to a data structure that can be added to another in a way that shown in Fig. 1 (a).

3. SKETCH BASED SPARSE COMMUNICATION

In this section, we devise Sparse-Sketch Reducer. The proposed sparse-sketch addresses two challenges in sparse gradient communication: (1) Enabling All-Reduce operation while compressing the non-zeros; (2) Guaranteeing the convergence of data-parallel SGD.

3.1. Sparse-Sketch Reducer

Communication Workflow. The novel sparse-sketch only compresses the non-zeros and can be collected with efficient AllReduce. We illustrate the workflow of S2 Reducer as Fig. 2. Firstly, the indices are encoded with a bitmap, and non-zeros values are inserted into a count-sketch. Then, both the bitmap and count-sketch are aggregated by AllReduce. Finally, the aggregated sparse gradient is decompressed to update the model parameters.

¹https://github.com/GeKeShi/Sparse_Sketch_Reducer

Compressing Sparse Gradient. Sparse-sketch consists of a bitmap and a count-sketch. The indices of non-zeros can be encoded with the bitmap. The size of the bitmap is the number of word vectors or gradient blocks, and each element of the bitmap indicate whether the block is non-zero (contains non-zero gradients). When several bitmaps aggregate in All-Reduce, the non-zero elements of the result bitmap indicate the non-zero blocks among them. We compress the value of sparse gradient with the count-sketch, which reduces the space cost by storing a large set of items over a small number of bucket arrays. Here we take such a sketch structure that contains one bucket array as an example. Let $g \in \mathbb{R}^d$ denote the vectors of gradients (including the zeros) with size d and let m denote the number of buckets in sketch S , respectively. Let $s \in \{-1, +1\}^d$ denote a vector of random sign. In the compression phase, only the non-zero gradient $g(i)$ are randomly mapped to a bucket by a hash function h , adding a weighted value $s(i)g(i)$ upon the current value of the bucket. This procedure is illustrated on the left side of Fig. 2. The zeros are recorded with the bitmap and have no effect on the bucket value. Thus, our method ignores the zeros, the result is identical to a sketch that compresses the dense gradient.

Collecting Sparse-Sketch with AllReduce. Here, we prove that the compressed sparse gradient values can be added up directly, which is a prerequisite for AllReduce. Let $A \in \{-1, 0, +1\}^{d \times m}$ denotes the mapping matrix where $A(i, j) = +1$ or -1 iff the i^{th} item g_i is mapped to the j^{th} bucket where $j \in [1, m]$, and to zero otherwise. Let the j^{th} row vector of A^\top denote as $A^\top(j, :)$. Then, the value of j^{th} bucket is $A^\top(j, :)g$. Consequently, the insertion phase of compressing gradient by count sketch can be mathematically represented as a stochastic projection model: $A^\top g$. Similarly, we query $g(i)$ with on i^{th} row vector of A in the decompression phase: $A(i, :)A^\top g$. Therefore, the estimation values of sketch can be represented as $AA^\top X$, which is a linear operation. When we have W compressed gradient $A^\top g_0, A^\top g_1, \dots, A^\top g_{W-1}$, the aggregated gradient is $A^\top \sum g_k$. Therefore, the aggregated sparse sketch is equivalent to that produced on the sum of sparse gradient.

Decompressing Sparse Gradient. The decompression phase is illustrated in the right part of Fig. 2. As mentioned above, we precisely record the indices of non-zeros with the aggregated bitmap, it is straightforward to recover the indices of non-zeros from the aggregated bitmap. Then, the non-zero gradient $g(i)$ is queried as the median of the weighted values $s(i)S[h(i)]$ in the indexed buckets. Although the queried value might not be the original value due to hash collision, we show that the estimated non-zero value is an unbiased estimation for the original gradient in Section 3.2. Let α denote the percentage of non-zero elements, our method can compress the sparse data and consequently reduce the communication cost when the size of sketch $\lambda = \frac{m}{\alpha d} < 1$. The detail of our method is summarized in Algorithm 1.

Algorithm 1 Sparse-Sketch Reducer

Input: $Sparse(g)$ - the indices of non-zeros; r, c - size of sketch.
Output: Aggregated sparse gradient \hat{g} .
Initialize: sign hashes $\{s_{ij}\}$ and bucket hashes $\{h_{ij}\}$, $r \times c$ table of count-sketch S , bitmap C .

```

1: for all Worker  $w \in [1, W]$  do
2:    $C[x] \leftarrow 1$  if  $x_{th}$  block is non-zero
3:   for all  $i \in Sparse(g)$  do
4:     for all  $j \in [1, r]$  do
5:        $S[j, h_j(i)] += s_j(i)g(i)$  // Compression
6:     end for
7:   end for
8:   AllReduce( $S, C$ )
9:   Recover  $Sparse(g)$  from aggregated bitmap  $C$ 
10:  for all  $i \in Sparse(g)$  do
11:    for all  $j \in [1, r]$  do
12:       $estimates[j, i] = s_j(i)S[j, h_j(i)]$ 
13:    end for
14:     $\hat{g}(i) \leftarrow median(estimates)$  // Decompression
15:  end for
16:  return  $\hat{g}$ 
17: end for
```

3.2. The Convergence of S2 Reducer Based SGD

The other challenge of applying S2 Reducer in distributed SGD is ensuring the convergence. There are two origins of sparse gradient, one is the embedding matrix, the other is the gradient sparsification. We theoretically prove that our method maintains the convergence rate in both settings. We state the detailed proof in Appendix A.1 and A.2.

Firstly, we prove that the gradient queried from sparse-sketch is an unbiased estimation of the sparse gradient. This result immediately derives in Theorem 1 that our method has the same order of convergence rate as vanilla distributed SGD when applying to the embedding layer gradients.

Theorem 1. *Let \hat{g} denote the queried gradient. The expectation of the loss of each item is zero, i.e., $\mathbb{E}[\hat{g}] = g$. S2 Reducer Based SGD updates model parameters $\omega^t \in \mathbb{R}^d$ with the gradients of loss function $f(\omega_t)$ at iteration t , the convergence rate is $\min_{0 \leq t \leq T} \|\nabla f(\omega^t)\|^2 = O(1/\sqrt{T})$.*

Next, we prove the convergence of the S2 Reducer-based SGD matches the convergence rate of vanilla block Top-K method in Theorem 2. We derive that our scheme is a δ -approximate compressor. Then the convergence result is given based on the proof of [25].

Definition 1 (δ -approximate compressor). *An operator $\mathcal{U}(\cdot) : \mathbb{R}^d \rightarrow \mathbb{R}^d$ is a δ -approximate compressor if $\exists \delta \in (0, 1)$ such that $\mathbb{E} \|g - \mathcal{U}(g)\|_2^2 \leq (1 - \delta) \|g\|_2^2, \forall g \in \mathbb{R}^d$.*

Theorem 2. *Let b denote the total number of blocks. The sketch based block Top-K are δ -approximate compressors with $\delta = \frac{K}{b}$, i.e., $\mathbb{E} \|g - \mathcal{U}(sparse(g))\|_2^2 = (1 - \frac{K}{b}) \|g\|_2^2$. The convergence rate is $\min_{0 \leq t \leq T} \|\nabla f(\omega^t)\|^2 = O(1/\sqrt{T})$.*

4. EVALUATION

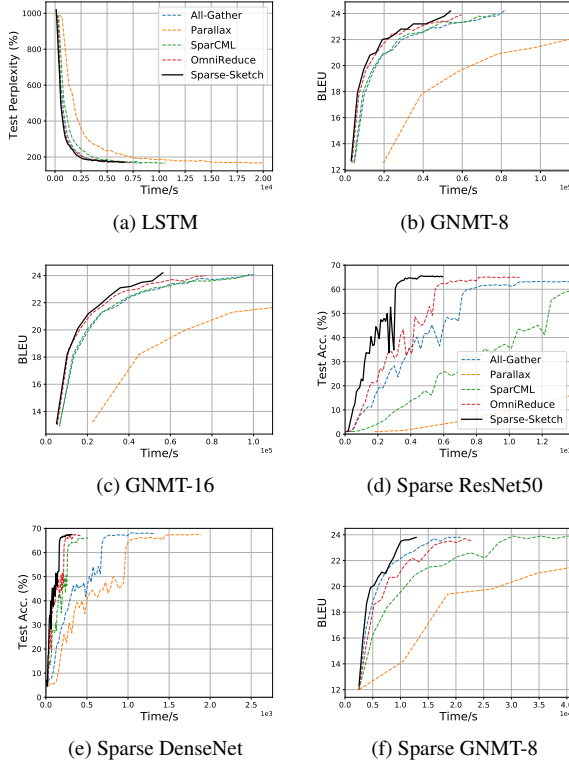


Fig. 3: Training curves of (a)-(c): NLP models, where the embedding layers gradients are sparse. (d)-(f): block-wise sparsification.

In this section, we show the speedup of the S2 Reducer compared with four baselines: All-Gather, Parallax [21], SparCML [22], OmniReduce [19]. We have implemented these methods based on PyTorch, and deploy them on a 16 RTX-3090 GPU cluster that equips a 10Gb Ethernet. The communication library is NCCL [16] except Parallax, which can only use Gloo.

We conduct two kinds of experiments. Firstly, we demonstrate the speedup when training LSTM for language models, GNMT-8 and GNMT-16 [26], which yield sparse gradients from embedding layers. Then we show the performance of accelerating the training of DenseNet [2], ResNet-50 [1] and GNMT-8 when sparsifying the whole gradients. The details of models and datasets are shown in Table 1.

Sparse Gradient from Embedding Layers. As illustrated in Fig. 3 (a) & (b), our method achieves $1.6\times$ speedup compared with SparCML when training LSTM, and also $1.25\times$ speedup compared with All-Gather implementation on GNMT-8. Although our method has compressed the gradient, the model accuracy not only is the same as other lossless methods when training the same epochs in LSTM and GNMT-8 but also converges faster to the target BLEU on GNMT-16 than others. Fig. 3 (c) show that our method achieves $1.4\times$ speedup com-

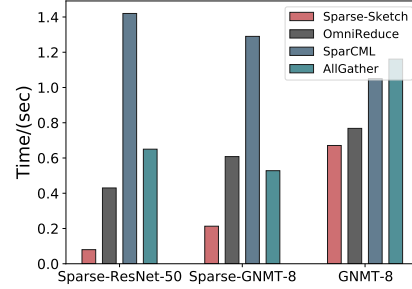


Fig. 4: The communication overhead of sparse gradient. The first two models are ResNet-50 and GNMT-8 with block-wise sparsification, and the last one yields sparse gradient from embedding layers.

Model	Dataset	Embed./Dense	Sparsity
LSTM	WikiText-2	75/115 MB	99.1%
GNMT-8	WMT-16	265/195 MB	95.17%
GNMT-16	WMT-16	265/245 MB	95.17%
DenseNet	CIFAR-100	4.04 MB	--
ResNet-50	CIFAR-100	94.8 MB	--

Table 1: The details of training models and datasets. The first three models contain embedding layers, the table lists the size of embedding and other dense weights. We represent the sparsity by the average percentage of non-zeros in embedding layer gradient. The last two are dense models, we apply block-wise sparsification on them.

pared with OmniReduce, the state-of-the-art method, with only 11 epochs, while others require 16 epochs.

Block-wise Sparse Gradient. In this section, we apply block-wise sparsification on DenseNet, ResNet-50, and GNMT-8 with a $1/32$ compression rate. Due to the small size of DenseNet and ResNet-50 after sparsification, we configure the bandwidth to 1GbE in their training. For each experiment, we use the same size of mini-batch (128). As shown in Fig. 3 (d), our method reduces 81% sparse communication time compared with OmniReduce, and achieves $4.1\times$ speedup over SparCML and $2.3\times$ over AllGather on ResNet-50, while maintaining the model accuracy. As illustrated in Fig. 3 (c), our method achieves $1.8\times$ speedup compared with OmniReduce on the large model (GNMT-8), and reduce 65% sparse communication time. The detailed results of communication overhead and sensitivity of hyper-parameter λ are stated in Appendix B.2 and B.3 respectively.

5. CONCLUSION

This paper proposes Block-Sketch-Reducer, a novel sketch-based sparse gradient collective communication method. Our method reduces the communication overhead by enabling AllReduce on the compressed sparse-sketch. Experimental results show that it effectively reduces communication costs and accelerates the distributed DNN training.

6. REFERENCES

- [1] Kaiming He, Xiangyu Zhang, Shaoqing Ren, and Jian Sun, “Deep residual learning for image recognition,” in *CVPR*, 2016, pp. 770–778.
- [2] Gao Huang, Zhuang Liu, Laurens Van Der Maaten, and Kilian Q Weinberger, “Densely connected convolutional networks,” in *CVPR*, 2017, pp. 4700–4708.
- [3] Alexey Dosovitskiy, Lucas Beyer, Alexander Kolesnikov, Dirk Weissenborn, Xiaohua Zhai, Thomas Unterthiner, Mostafa Dehghani, Matthias Minderer, Georg Heigold, Sylvain Gelly, et al., “An image is worth 16x16 words: Transformers for image recognition at scale,” in *ICLR*, 2020.
- [4] Anmol Gulati, James Qin, Chung-Cheng Chiu, Niki Parmar, Yu Zhang, Jiahui Yu, Wei Han, Shibo Wang, Zhengdong Zhang, Yonghui Wu, et al., “Conformer: Convolution-augmented transformer for speech recognition,” *arXiv preprint arXiv:2005.08100*, 2020.
- [5] Qiantong Xu, Alexei Baevski, Tatiana Likhomanenko, Paden Tomasello, Alexis Conneau, Ronan Collobert, Gabriel Synnaeve, and Michael Auli, “Self-training and pre-training are complementary for speech recognition,” in *ICASSP 2021*. IEEE, 2021, pp. 3030–3034.
- [6] Zihang Dai, Zhilin Yang, Yiming Yang, Jaime G Carbonell, Quoc Le, and Ruslan Salakhutdinov, “Transformer-xl: Attentive language models beyond a fixed-length context,” in *ACL*, 2019, pp. 2978–2988.
- [7] Sachin Mehta, Marjan Ghazvininejad, Srinivasan Iyer, Luke Zettlemoyer, and Hannaneh Hajishirzi, “Delight: Deep and light-weight transformer,” in *ICLR*, 2020.
- [8] Tal Ben-Nun and Torsten Hoefer, “Demystifying parallel and distributed deep learning: An in-depth concurrency analysis,” *ACM CSUR*, vol. 52, no. 4, pp. 1–43, 2019.
- [9] Mu Li, David G Andersen, Jun Woo Park, Alexander J Smola, Amr Ahmed, Vanja Josifovski, James Long, Eugene J Shekita, and Bor-Yiing Su, “Scaling distributed machine learning with the parameter server,” in *{USENIX} OSDI 14*, 2014, pp. 583–598.
- [10] Shiqing Fan, Yi Rong, Chen Meng, Zongyan Cao, Siyu Wang, Zhen Zheng, Chuan Wu, Guoping Long, Jun Yang, Lixue Xia, et al., “Dapple: A pipelined data parallel approach for training large models,” in *ACM SIGPLAN*, 2021, pp. 431–445.
- [11] Martín Abadi, Paul Barham, Jianmin Chen, Zhifeng Chen, Andy Davis, Jeffrey Dean, Matthieu Devin, Sanjay Ghemawat, Geoffrey Irving, Michael Isard, et al., “Tensorflow: A system for large-scale machine learning,” in *{USENIX} OSDI 16*, 2016, pp. 265–283.
- [12] Adam Paszke, Sam Gross, Francisco Massa, Adam Lerer, James Bradbury, Gregory Chanan, Trevor Killeen, Zeming Lin, Natalia Gimelshein, Luca Antiga, et al., “Pytorch: An imperative style, high-performance deep learning library,” in *NeurIPS*, 2019, pp. 8026–8037.
- [13] Jeff Rasley, Samyam Rajbhandari, Olatunji Ruwase, and Yuxiong He, “Deepspeed: System optimizations enable training deep learning models with over 100 billion parameters,” in *ACM SIGKDD*, 2020, pp. 3505–3506.
- [14] Dan Alistarh, Demjan Grubic, Jerry Li, Ryota Tomioka, and Milan Vojnovic, “Qsgd: Communication-efficient sgd via gradient quantization and encoding,” in *NeurIPS*, 2017, pp. 1709–1720.
- [15] Yujun Lin, Song Han, Huizi Mao, Yu Wang, and Bill Dally, “Deep gradient compression: Reducing the communication bandwidth for distributed training,” in *ICLR*, 2018.
- [16] Sylvain Jeaugey, “Nccl 2.0,” in *GTC*, 2017.
- [17] Yanghua Peng, Yibo Zhu, Yangrui Chen, Yixin Bao, Bairen Yi, Chang Lan, Chuan Wu, and Chuanxiong Guo, “A generic communication scheduler for distributed dnn training acceleration,” in *SOSP*, 2019, pp. 16–29.
- [18] Minsik Cho, Ulrich Finkler, and David Kung, “Blueconnect: Novel hierarchical all-reduce on multi-tiered network for deep learning,” in *Proceedings of the 2nd SysML Conference*, 2019.
- [19] Jiawei Fei, Chen-Yu Ho, Atal N Sahu, Marco Canini, and Amedeo Sapia, “Efficient sparse collective communication and its application to accelerate distributed deep learning,” in *SIGCOMM 2021*, 2021, pp. 676–691.
- [20] Thijs Vogels, Sai Praneeth Karimireddy, and Martin Jaggi, “Powersgd: Practical low-rank gradient compression for distributed optimization,” in *NeurIPS*, 2019, pp. 14259–14268.
- [21] Soojeong Kim, Gyeong-In Yu, Hojin Park, Sungwoo Cho, Eunji Jeong, Hyeonmin Ha, Sanha Lee, Joo Seong Jeong, and Byung-Gon Chun, “Parallax: Sparsity-aware data parallel training of deep neural networks,” in *EuroSys 2019*, 2019, pp. 1–15.
- [22] Cédric Renggli, Saleh Ashkboos, Mehdi Aghagolzadeh, Dan Alistarh, and Torsten Hoefer, “Sparcml: High-performance sparse communication for machine learning,” in *SC*, 2019, pp. 1–15.
- [23] Nikita Ivkin, Daniel Rothchild, Enayat Ullah, Ion Stoica, Raman Arora, et al., “Communication-efficient distributed sgd with sketching,” in *NeurIPS*, 2019, pp. 13144–13154.
- [24] Pankaj K Agarwal, Graham Cormode, Zengfeng Huang, Jeff M Phillips, Zhewei Wei, and Ke Yi, “Mergeable summaries,” *ACM TODS*, vol. 38, no. 4, pp. 1–28, 2013.
- [25] Sai Praneeth Karimireddy, Quentin Rebjock, Sebastian Stich, and Martin Jaggi, “Error feedback fixes signsgd and other gradient compression schemes,” in *ICML. PMLR*, 2019, pp. 3252–3261.
- [26] Yonghui Wu, Mike Schuster, Zhifeng Chen, Quoc V Le, Mohammad Norouzi, Wolfgang Macherey, Maxim Krikun, Yuan Cao, Qin Gao, Klaus Macherey, et al., “Google’s neural machine translation system: Bridging the gap between human and machine translation,” *arXiv preprint arXiv:1609.08144*, 2016.

A. DISCUSSION OF CONVERGENCE

A.1. Proof of Theorem 1

Proof. The error of a sketch can be quantified as $\hat{g} - g = AA^T g - g = (AA^T - I)g$, where I denotes the identity matrix. AA^T is a $d \times d$ symmetric matrix, where each entry (i, j) is one when the i^{th} and j^{th} gradients mapped into the same bucket, i.e.: $A(i, :) = A(j, :)$, and zero otherwise. It means that the diagonal entries are all set to ones. Each gradients is mapped in a uniformly-random manner, so that $Pr[AA^T(i, j) = +1] = Pr[AA^T(i, j) = -1] = \frac{0.5}{m}$ and $Pr[AA^T(i, j) = 0] = 1 - \frac{1}{m}$, which follows Bernoulli distribution. Let $\Phi = AA^T - I$, then each non-diagonal entry in Φ is the same as that in AA^T , and the diagonal entries are zeros. From the probability distribution, we have $\mathbb{E}[\Phi(i, j)] = 0$.

Thus, We can deduce the expectation of estimation error respect to $g(j)$ as below:

$$\begin{aligned} \mathbb{E} \left[\sum_{i=1}^{d-1} \Phi_{i \neq j}(i, j) g(j) \right] &= \sum_{i=1}^{d-1} \mathbb{E} [\Phi_{i \neq j}(i, j) g(j)] \\ &= \sum_{i=1}^{d-1} \mathbb{E} [\Phi_{i \neq j}(i, j)] \mathbb{E}[g(j)] = 0 \end{aligned}$$

□

A.2. Proof of Theorem 2

Proof. Let $\mathcal{U}(\cdot)$ denote the unbiased count sketch compressor, $sparse(g)$ denote the non-zero gradient after block Top-K sparsification. Let $g_i \in \mathbb{R}^{\frac{d}{b}}$ denote the i_{th} block for any $g \in \mathbb{R}^d$. Let $S_{block-topk}$ denote the set of Top-K blocks corresponding to a given g . Then,

$$\begin{aligned} \mathbb{E} \|\mathcal{U}(sparse(g))\|_2^2 &= \|sparse(g)\|_2^2 \\ &= \sum_{i \in S_{block-topk}} \|g_i\|_2^2 \\ &= \sum_{i \in S_{block-topk}} \sum_{k=1}^{d/b} \|g_i^k\|_2^2 \\ &\geq \frac{K}{b} \|g\|_2^2 \end{aligned}$$

Where g_i^k denotes the k_{th} element of i_{th} block.

Hence, we have

$$\begin{aligned} \mathbb{E} \|g - \mathcal{U}(sparse(g))\|_2^2 &= \|g\|_2^2 + \mathbb{E} \|\mathcal{U}(sparse(g))\|_2^2 \\ &\quad - 2\mathbb{E} \langle g, \mathcal{U}(sparse(g)) \rangle \\ &= \|g\|_2^2 - \|sparse(g)\|_2^2 \\ &\leq \|g\|_2^2 - \frac{K}{b} \|g\|_2^2 \\ &= \left(1 - \frac{K}{b}\right) \|g\|_2^2 \end{aligned}$$

□

B. EXPERIMENT RESULTS & DETAILS

B.1. Collective Communication Comparison

We illustrate the time cost of AllReduce and AllGather when they synchronize a message. The test conduct on a 16-GPU cluster equipped with InfiniBand, the communication backend is NCCL. It shows that AllReduce is over $11 \times$ faster than AllGather when synchronizing a data more than 8MB.

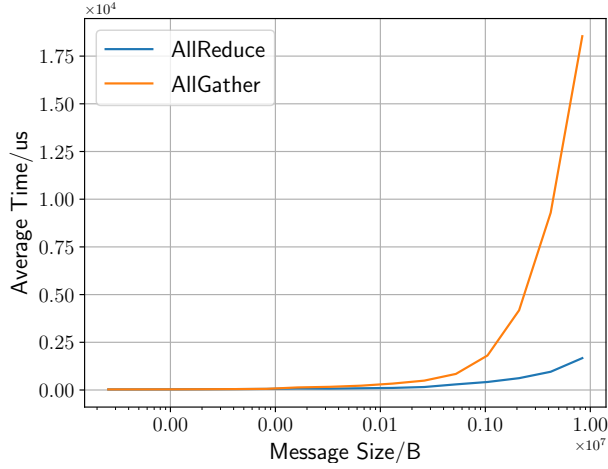


Fig. 5: Collective comm. overhead on 16 GPUs

Fig. 6: The comparison of the communication time between AllReduce and AllGather when synchronizing a message on a 16-GPU cluster.

Model architecture	ResNet-50	DenseNet	LSTM	GNMT
Dataset	CIFAR-100		WikiText-2	WMT-16 German-English
Number of workers	16			
Hardware	4 nodes, 4 \times NVIDIA GeForce RTX-3090 GPU with 24GB memory in each node			
Network	1GbE		10GbE	
Mini-batch size	128		16	64
Epoch	60			16
Learning rate	0.1×16 for SGD			$1e^{-3}$
LR decay	$\times 0.1$ at epoch 30 and 45		$\times 0.1$ at epoch 45 and 55	None

Table 2: Training setting for the experiments in Section and Appendix

B.2. Sparse Gradient Communication Overhead

Section 4 shows the end-to-end performance of our method on the custom implementations of ResNet-50², DenseNet², LSTM³ and GNMT⁴. The hardware configuration and model training details are listed in table 2.

In this study, we compare the overhead of different collective communication methods. The results are illustrated in Figure 7. Our method reduce 94% of the communication overhead compared to SparCML, and 87% to AllGather on ResNet-50 with block-wise sparsification. When applying sparsification on GNMT-8, S2 Reducer decreases the overhead by 83% and 59% compared with SparCML and AllGather respectively.

B.3. Sensitivity Analysis of Hyper-parameter λ

Here, we illustrate the model performance when we decrease the size of sparse sketch. The models are trained in a 16-GPU cluster, and the training configuration is the same as Section B.2 except the hyper-parameter λ . As mentioned in Section 3.1, we represent the ratio of the size of sketch to number of non-zeros with λ . In the experiments, λ varies from 1 to 0.05, and both GNMT-8 and ResNet-50 results show that $\lambda = 0.5$ is the best choice. In fact, the model performance downgrades and the number of epochs to achieve training target increases when we decrease λ from 0.5, while the gains in communication overhead is quiet slight.

²<https://github.com/epfml/powersgd>

³https://github.com/pytorch/examples/tree/master/word_language_model

⁴https://github.com/mlcommons/training/tree/master/rnn_translator

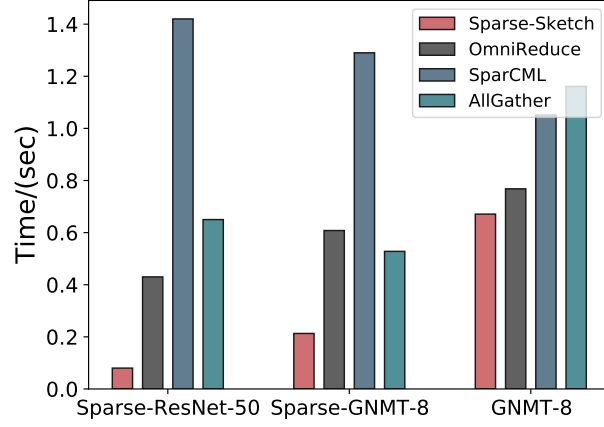
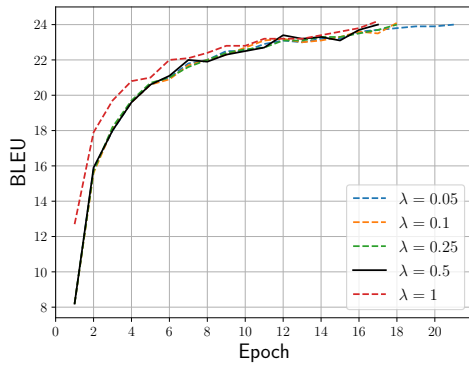
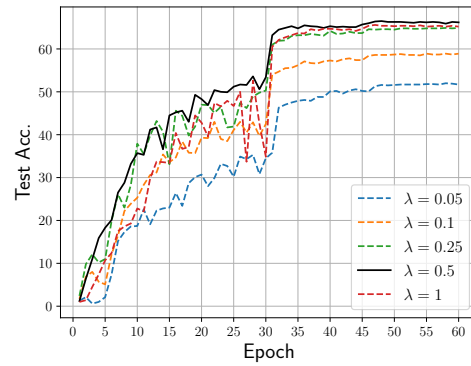


Fig. 7: The communication overhead of sparse gradient when training models on 16-GPU cluster. The first two models are ResNet-50 and GNMT-8 with block-wise sparsification, and the last one is GNMT-8, where gradient of embedding layers are sparse.



(a) BLEU Vs. epoch of GNMT-8



(b) Accuracy Vs. epoch of ResNet-50

Fig. 8: The model performance of GNMT-8 and block-wise sparsification ResNet-50 when varying λ .