

# Reddit – TUDFE: practical tool to explore Reddit usability in data science and knowledge processing

Jan Sawicki  
Warsaw University of Technology  
Department of Mathematics and  
Information Sciences  
Warsaw, Poland  
j.sawicki@mini.pw.edu.pl

Maria Ganzha  
Warsaw University of Technology  
Department of Mathematics and  
Information Sciences  
Warsaw, Poland  
m.ganzha@mini.pw.edu.pl

Marcin Paprzycki  
Systems Research Institute  
Polish Academy of Sciences  
Warsaw, Poland  
marcin.paprzycki@ibspan.waw.pl

## ABSTRACT

This contribution argues that Reddit, as a massive, categorized, open-access dataset, can be used to conduct knowledge capture on “almost any topic”. Presented analysis, is based on 180 manually annotated papers related to Reddit and data acquired from top databases of scientific papers. Moreover, an open source tool is introduced, which provides easy access to Reddit resources, and exploratory data analysis of how Reddit covers selected topics.

## KEYWORDS

Reddit, online forum, dataset, text mining, knowledge source

### ACM Reference Format:

Jan Sawicki, Maria Ganzha, and Marcin Paprzycki. 2021. Reddit – TUDFE: practical tool to explore Reddit usability in data science and knowledge processing. In *Proceedings of The Eleventh International Conference on Knowledge Capture (K-CAP 2021)*. ACM, New York, NY, USA, 4 pages. <https://doi.org/TBD>

## 1 INTRODUCTION

Recently, social networks became popular repositories of data used for knowledge capture. The aim of this work is to explore usability of Reddit as a knowledge exploration data source. In this context, we present a review of literature about Reddit. Moreover, a specialized tool (*Reddit-TUDFE*) is introduced, which allows fast check of Reddit topic’s coverage. The key contributions of this work are answers to the following research question (RQs):

**RQ1:** What is the most popular method to acquire Reddit data?

**RQ2:** What are the most researched problems using Reddit as a dataset (do they include knowledge capture/management)?

**RQ3:** How does Reddit usage in science change over time?

**RQ4:** Are there topics that are not substantially covered on Reddit?

**RQ5:** Is Reddit used as a single dataset or with other platforms?

Permission to make digital or hard copies of all or part of this work for personal or classroom use is granted without fee provided that copies are not made or distributed for profit or commercial advantage and that copies bear this notice and the full citation on the first page. Copyrights for components of this work owned by others than ACM must be honored. Abstracting with credit is permitted. To copy otherwise, or republish, to post on servers or to redistribute to lists, requires prior specific permission and/or a fee. Request permissions from [permissions@acm.org](mailto:permissions@acm.org).

K-CAP 2021, 2-3 December November 2021, Virtual

© 2021 Association for Computing Machinery.

ACM ISBN N/A...\$N/A

<https://doi.org/TBD>

## 2 WHAT IS REDDIT?

Reddit is a web content rating and discussion website [14]. It was created in 2005 and is ranked as the 17<sup>th</sup> most visited website in the world, with over 430 million monthly active users<sup>1</sup>. Reddit is divided into thematic subfora (*subreddits*) dynamically created by its users. Therefore, the topic structure is evolving, in response to user needs. Each subreddit has its *moderators* who may supervise *submissions* and *comments*. Comment are linked to submissions, or earlier comments, forming a tree-like structure.

Most of the subreddits are public (for registered and non-registered users) with some exceptions (based on karma points, comments, gold, moderator status, time on Reddit, username and others). The tool (introduced in section 6 is based on publicly available data.

### 2.1 Accessibility – Reddit API vs. Pushshift API

Not only is the data on Reddit publicly accessible, but it is also distributed via the official Reddit API. However, it was found that most researchers do not actually use it. Instead, they choose Pushshift API [1]. None of the analysed papers state the explicit reason for this choice (very few mention how the dataset has been retrieved). However, testing the capabilities of Reddit API and Pushshift API shows that the key factor is that the Reddit API does not allow easy retrieval of historical data, while Pushshift does.

## 3 DATA ACQUISITION AND PROCESSING

To explore Reddit, as seen by scientists, a dataset of 180 papers was assembled. All of them were related to Reddit and submitted to arXiv between 01-01-2019 and 01-03-2021 (retrieved on 30-03-2021<sup>2</sup>). This dataset has been processed manually and automatically. First, collected papers have been manually annotated with four attribute sets: **topic** (a general area of research), **methods** (theoretical approach, e.g. neural network, text embedding), **dataset** and **technologies** (practical software, e.g. BERT [4]). Next, obtained results were merged with publicly available data, i.e. the content (title and raw text) and the bibliometric metadata. This allowed extraction of information presented in Section 4.

Each collected paper has been converted to a raw text file, using PDF Miner [19]. Next, the key features of titles and texts have been cleaned and mined using the NLTK framework [12] (for sentiment and subjectivity) and TF-IDF [17] for vectorization (both from the sklearn library [15]).

<sup>1</sup><https://www.statista.com/topics/5672/reddit/#dossierSummary>

<sup>2</sup>[https://arxiv.org/search/advanced?&terms=0-term=reddit&classification-computer\\_science=y&date-from\\_date=2019-01-01&date-to\\_date=2021-03-01](https://arxiv.org/search/advanced?&terms=0-term=reddit&classification-computer_science=y&date-from_date=2019-01-01&date-to_date=2021-03-01)

## 4 ANALYSIS AND FINDINGS

As a result of data processing we were able to formulate a number of observations. Let us summarize the most important ones.

### 4.1 Metadata and bibliometrics

Firstly, let us consider a few noticeable bibliometric and authorship statistics gathered using Semantic Scholar <sup>3</sup>:

- There were two major growths in published articles count: one after March 2020 (correlated with the outburst of the COVID-19 pandemic) and second in October 2020 (correlated with notification dates for many scientific conferences [21]).
- The majority of papers (over 65%) were written by 2-4 authors, with one having 26 authors [5].
- The most prolific authors (with over 10 publications) of Reddit-related papers are Savvas Zannettou (Max-Planck-Institute), Jeremy Blackburn (Binghamton University).

### 4.2 Analysis of topic, methods and technology

Topics and methods, used in studies, are summarized in subfigures of Figure 1. Top subfigure of Figure 1 shows that the most popular research topics is *conversation*, which matches the fact that Reddit is a discussion forum. Due to the timing of our work (overlapping with COVID-19 pandemic), the second most common topic is *COVID*.

Since Reddit consists of text discussions, it is not surprising that the two most common methods in Reddit-related research are text embeddings, used in text processing, and networks, used for social network analysis. Note that “network” (graph) and “neural network” are separate terms. Regarding technologies, over 45% of studies used Pushshift [1] for Reddit data extraction, and over 35% applied BERT[4] embedding (and its variations) for NLP.

Finally, topics and methods have been combined in a correlation heatmap (Figure 2).

Here, few significant correlations have been established.

- Papers related to *drugs* typically use *word embeddings* (which can be, however, related to the overall popularity of word embedding(s) (see citation count for [4]).
- *Networks* are typically applied in analysis of *trends*.
- Articles dealing with *sarcasm* often use *LSTM networks*.
- Research devoted to *conversation generation* typically applies *BLEU metric*.

Interestingly, only two papers (1%) are related to knowledge processing (specifically, knowledge graphs [2, 22]). Expanding arXiv search to all articles including “knowledge” and “Reddit”, resulted in 4 records, none related to knowledge capture. Therefore, top knowledge-related conferences were searched, but only one paper [7], about knowledge and Reddit, has been found (published by K-CAP 2011 <sup>4</sup>. This points to Reddit as an underexplored resource.

The previous remark may be counter-intuitive to the following remark. Moving to RQ5, it was discovered that among papers that use Reddit, over 30% also use Twitter, which is a data source mainly used for sentiment analysis [10]; RQ5). Other datasets utilized together with Reddit are: Facebook, 4Chan, YouTube, Gab. Each of them appears in less than 10% of papers which used Reddit.

<sup>3</sup><https://api.semanticscholar.org/v1/paper/>

<sup>4</sup><https://www.k-cap.org/kcap11/index.html>

### 4.3 Linguistic analysis

Linguistic analysis was performed using NLTK framework [12]. The sentiment of papers’ texts is mostly neutral (Figure 3).

Interestingly, a number of texts had high subjectivity (see, Figure 4), which should not occur in scientific publications [11]. However, closer scrutiny revealed that use of “subjective” words (e.g. “controversial”, “bias”) results in higher subjectivity scores, e.g.: “However, this openness formed a platform for the polarization of opinions and controversial discussions” [9] (score: 0.95).

## 5 REDDIT – THE ULTIMATE DATASET FOR EVERYTHING

Let us now address RQ3 and RQ4. Even though, they cannot be unequivocally answered, they can be experimentally evaluated.

### 5.1 Reddit in scholarly research

As shown in Figure 1, within arXiv, Reddit has been used for a study of a variety of research topics. However, Reddit dataset is present also in other sources. To show how the number of scholarly papers (related to Reddit) changed between 2010 and 2021, 10 databases have been analysed. As shown in Figure 5 the number of articles each year rises year to year dynamically (RQ3).

The reason for outlying results of Google Scholar may be one of its primary criticisms [8, 8, 20], i.e. incorrect bibliometrics (due to use of automated algorithms) [6, 13] and its “inability or unwillingness to elaborate on what documents its system crawls” [6]. Moreover, Google Scholar declares inconsistently the number of query results and the actual number of returned results (e.g. a query returns 1000 results and declares 58 600<sup>5</sup>).

### 5.2 Google Trends

The next experiment explored presence of popular trends in Reddit. For all Global Google Trends 2020<sup>6</sup> their Reddit presence has been measured (see table 1). Overall, 79% of top Google Trends have a dedicated subreddit, while all of them are widely discussed. Table 1 illustrates top 1 in each Google Trend category.

## 6 IS THIS ON REDDIT? – REDDIT-TUDFE

To further explore whether Reddit supports capturing “knowledge about any area”, a tool for easy exploratory data analysis (EDA [3]) was designed. *Reddit-TUDFE* allows quick search of any topic on Reddit, checking if/how it is represented, and how it is discussed. *Reddit-TUDFE* delivers the following functions:

- (1) Uses Reddit API to search for best matching subreddit.
- (2) Downloads newest *N* posts from the subreddit, using Pushshift API and a combination of PRAW<sup>8</sup> and PSAW<sup>9</sup>.
- (3) Performs basic text cleaning (tokenization with NLTK [12], removal of stopwords, punctuation, numbers).
- (4) Generates and displays post titles and content wordclouds <sup>10</sup>.

<sup>5</sup>[https://scholar.google.com/scholar?start=990&q=reddit&hl=en&as\\_sdt=0,5&as\\_ylo=2020&as\\_yhi=2020](https://scholar.google.com/scholar?start=990&q=reddit&hl=en&as_sdt=0,5&as_ylo=2020&as_yhi=2020) accessed on 11-09-2021

<sup>6</sup><https://trends.google.com/trends/yis/2020/GLOBAL/>

<sup>8</sup><https://github.com/praw-dev/praw>

<sup>9</sup><https://github.com/dmarx/psaw>

<sup>10</sup>[https://github.com/amueller/word\\_cloud](https://github.com/amueller/word_cloud)

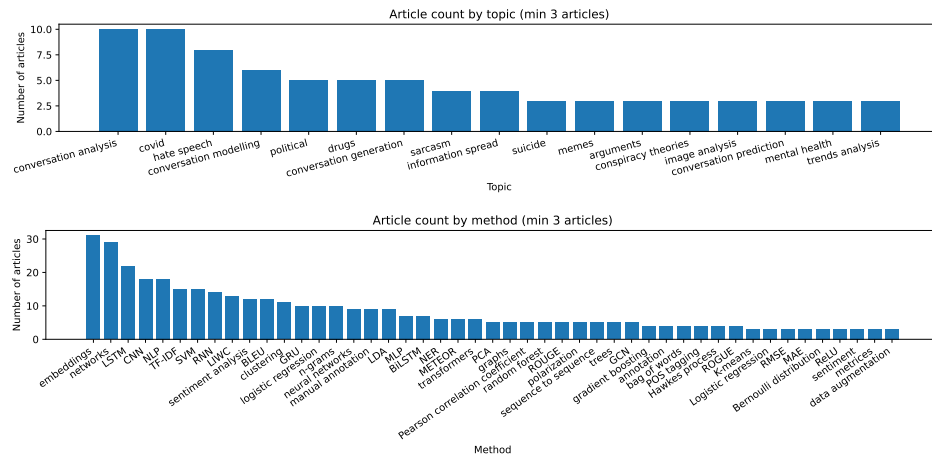


Figure 1: Article count by article topic (top) and methods (bottom)

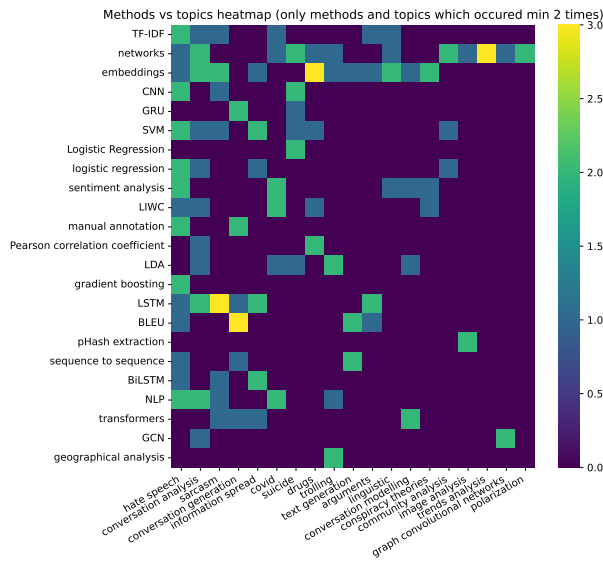


Figure 2: Research methods correlated with article topics

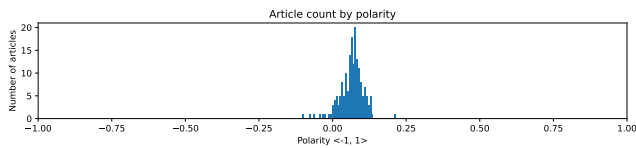


Figure 3: Polarity histogram (scale normalized)

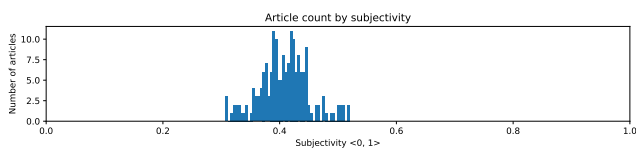


Figure 4: Subjectivity histogram (scale normalized)

Table 1: Global Google Trends 2020<sup>7</sup> (top one in each Google Trends category) and their appearance on Reddit (“subreddit” - there exists a dedicated subforum, “discussion” - the topic is present in (a) subreddit(s) of a broader topic)

Google Trend	category	on Reddit	reference
Coronavirus	searches	subreddit	r/Coronavirus
Tom Hanks	actors	subreddit	r/tomhanks
Ryan Newman	athletes	subreddit	r/RyanNewman
Parasite	movies	subreddit	r/parasite
Tiger King	tv shows	subreddit	r/TigerKing
Joe Biden	people	subreddit	r/JoeBiden
Coronavirus	news	subreddit	r/Coronavirus
Among Us	games	subreddit	r/AmongUs
Dalgona coffee	recipes	discussion	r/cafe
Kobe Bryant	loss	subreddit	r/kobebryant

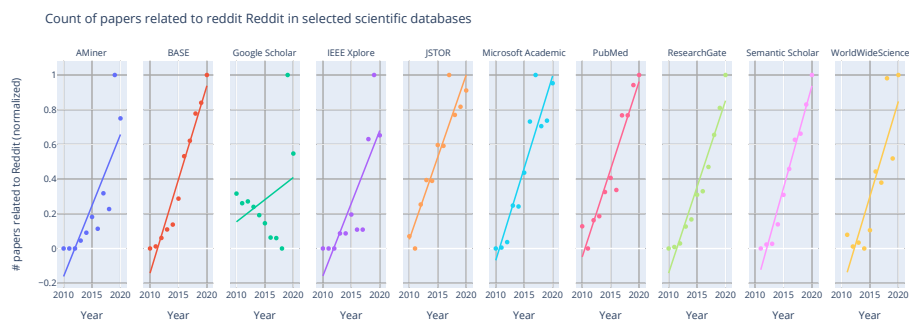
The code follows state-of-the-art solutions for code sharing ([16]) and is publicly available on GitHub<sup>11</sup> as a Jupyter Notebook [18].

To present capabilities of the application, let us present a few examples, as subfigures of Figure 6

- Left subfigure shows result for the phrase “music”, a generic term, which is certainly discussed on Reddit. One may see particular genres: rock, pop, rap, relaxing, electronic, etc.
- Middle subfigure displays results for phrase “rock”, a bit narrowed topic, but still vague and also present in Reddit, including artists/bands like: Rolling Stones, AC/DC, Led Zep-peling, Queen, Pink etc.
- Right subfigure contains a strictly specific topic, i.e. the band “The Beatles”, which is also widely covered on Reddit. Here one may see individual members: John Lennon, Paul McCartney, Ringo Starr, and George Harrison.

The wordclouds are build from posts related to a subreddit dedicated (or closest) to the searched topic. *Reddit-TUDFE* allows to

<sup>11</sup>[github.com/JanSawicki/reddit-tudfe/](https://github.com/JanSawicki/reddit-tudfe/)



**Figure 5: Non-cumulative count of papers related to Reddit in scientific databases in years 2010-2021.**



**Figure 6: Wordclouds of 200 posts (before 01-09-2021) concerning (left to right): “music”, “rock” and “The Beatles”.**

quickly check if, and how, a particular topic is covered. Note that similar examples can be derived for any other topic, while Reddit shows potential in e.g. building ontologies, or semantic graphs.

## 7 CONCLUDING REMARKS

This work provides evidence that Reddit is a robust, but underutilized resource for knowledge capture, in almost any field of interest. In this context, the following conclusions can be formulated:

- Reddit offers publicly available data, which can be easily retrieved with Pushshift API.
- Most popular techniques for Reddit knowledge capture are: word embeddings, graph networks, and neural networks.
- Reddit covers majority (79%) of topics that appear in Global Google Trends, sustaining the claim that Reddit is a robust source of knowledge about “everything”.
- Reddit research becomes more popular over time (based on count of published articles).
- Reddit is most commonly used in tandem with Twitter.

This analysis and the *Reddit-TUDFE* tool provide foundation for future research on Reddit and its potential in fully automatic knowledge extraction and knowledge graph building.

## REFERENCES

- [1] Jason Baumgartner, Savvas Zannettou, Brian Keegan, Megan Squire, and Jeremy Blackburn. 2020. The pushshift reddit dataset. In *Proceedings of the International AAAI Conference on Web and Social Media*, Vol. 14. 830–839.
- [2] Lei Cao, Huijun Zhang, and Ling Feng. 2020. Building and using personal knowledge graph to improve suicidal ideation detection on social media. *IEEE Transactions on Multimedia* (2020).
- [3] Victoria Cox. 2017. Exploratory data analysis. In *Translating Statistics to Make Decisions*. Springer, 47–74.
- [4] Jason D. Hill, David A. Forster, and David A. Forster. 2015. The pushshift reddit dataset. *arXiv preprint arXiv:1511.08863* (2015).
- [5] Mary Shultz. 2007. Comparing test searches in PubMed and Google Scholar. *Journal of the Medical Library Association: JMLA* 95, 4 (2007), 442.
- [6] Giuliana Viglione. 2020. How scientific conferences will survive the coronavirus shock. *Nature* 582, 7811 (2020), 166–168.
- [7] Houyu Zhang, Zhenghao Liu, Chenyan Xiong, and Zhiyuan Liu. 2019. Grounded conversation generation as guided traverses in commonsense knowledge graphs. *arXiv preprint arXiv:1911.02707* (2019).