

EMPHASIS CONTROL FOR PARALLEL NEURAL TTS

Shreyas Seshadri

Tuomo Raitio

Dan Castellani

Jiangchuan Li

Apple

ABSTRACT

The semantic information conveyed by a speech signal is strongly influenced by local variations in prosody. Recent parallel neural text-to-speech (TTS) synthesis methods are able to generate speech with high fidelity while maintaining high performance. However, these systems often lack simple control over the output prosody, thus restricting the semantic information conveyable for a given text. This paper proposes a hierarchical parallel neural TTS system for prosodic emphasis control by learning a latent space that directly corresponds to a change in emphasis. Three candidate features for the latent space are compared: 1) Variance of pitch and duration within words in a sentence, 2) a wavelet based feature computed from pitch, energy, and duration and 3) a learned combination of the above features. Objective measures reveal that the proposed methods are able to achieve a wide range of emphasis modification, and subjective evaluations on the degree of emphasis and the overall quality indicate that they show promise for real-world applications.

Index Terms— Text-to-speech, parallel TTS, emphasis control, prominence, lexical focus, prosody.

1. INTRODUCTION

State-of-the-art parallel neural text-to-speech (TTS) synthesis methods are able to generate speech with high fidelity while maintaining high performance [1–3]. However, TTS is a one-to-many mapping, i.e., the input is often not fully defined in order to reconstruct desired human-like output speech. Therefore, TTS systems often generate an output with the average style seen in the database. This is disadvantageous when there is a need to convey a specific style or emotion, or highlight the part of the sentence that contributes new, non-derivable, or contrastive information.

A prosodically highlighted region of a speech signal is said to be *emphasised*, *prominent*, or in *lexical focus*. This involves complex variations of many aspects of the speech signal, such as pitch, phoneme duration, and spectral energy [4–7]. Moreover, the combination of these acoustic feature variations that contribute to perceived emphasis is language dependent [8, 9]. This paper focuses on providing emphasis control in parallel neural TTS so that any part of the utterance may be emphasized by a desired degree.

Several methods in neural TTS have been explored to add controllability to the prosody of synthetic speech. For instance, with prosody transfer [10, 11], a separate prosody encoder is learned which encodes the prosodic information about speech that is not present in the text input. During inference, a reference speech sample with the appropriate prosody can be input along with the text to “copy” the prosody from the reference to the output synthetic speech. This approach provides a high degree of control using a fine-grained approach [11]. However, the approach requires a reference speech sample to be recorded for each utterance with the intended prosody, which is not always practical in real applications.

Some approaches learn an unsupervised latent space that encodes the prosodic information in the speech signal that is not described by the text input. This latent space can be represented as a learned set of style tokens [12] or constrained to be a Gaussian (mixture) using a variational probabilistic approach [13–16]. Different regions of the learned latent space encode different aspects of prosody. During inference, a prosody encoding from a specific region of the latent space can be sampled to obtain synthesis with appropriate prosody. However, this requires a thorough analysis of the learned latent space, and manually identifying the mapping from the latent space to a specific prosody or style, which can be challenging for high dimensional latent spaces. Moreover, as the latent space is learned without supervision, it represents all of the acoustic differences in the speech signal that are not represented by the corresponding text, possibly including undesired variation and entangled representations. This makes it difficult to use such a mapping to achieve specific and predictable changes in prosody, further adding to the difficulty of using these methods in real-world applications.

A more interpretable latent space of prosody can be achieved by using well-known acoustic speech features that map to prosodic changes, such as pitch, energy, phoneme duration, and spectral tilt [17, 18]. For example, the method in [18] allows for modifications in prosody such as speaking rate, pitch, pitch range, or speaking style to softer or louder. However, it can be challenging to map these features to more complicated aspects of prosody, such as emotions.

Prosodic emphasis control in speech synthesis has been explored in previous studies. [19] used a hierarchical structure such that the textual inputs are learned to predict prominence tags [20], which are in turn used to predict the phoneme durations of a statistical parametric speech synthesis system. [21] used accent-type sequence along with the input phoneme sequence in a Tacotron 2-based system to handle Japanese accentual-type labels. [22] extended the DCTTS [23] system to enable prosodic control using a set of features calculated using the continuous wavelet transform (CWT) on a combination of pitch, energy, and word duration signals [24]. These features were quantized and fed along with the text as inputs to the model. [25] modified the autoregressive Tacotron 2 [26] system to use variance-based features of pitch and phoneme duration. Here the text is used to predict the latent space of these features, which can then be modified as needed during inference for emphasis control.

This paper proposes a parallel neural TTS model based on FastSpeech 2 [2] that is capable of emphasis control¹ using features similar to [25] and [22]. These higher-level features are first predicted from text, and later are used to predict the phoneme-wise pitch, energy, and duration features in a hierarchical structure similar to [19]. This ensures that the emphasis features directly influence only the prediction of the pitch, energy, and phoneme duration, while retaining the quality of output synthetic speech. Additionally, a constrained 1D combination of the emphasis features [22, 25] is also ex-

¹Speech samples can be found at <https://apple.github.io/parallel-tts-emphasis-control/>.

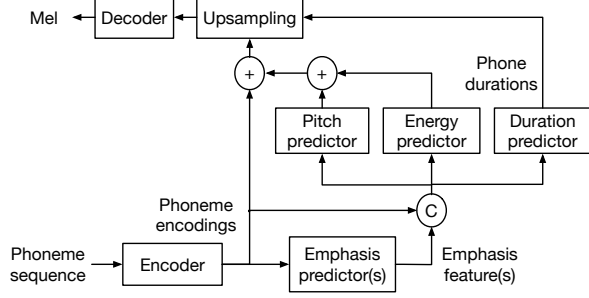


Fig. 1. Architecture of the emphasis control parallel neural network.

plored, such that the intuitive relationship between the learned latent space and prosodic emphasis is retained.

2. EMPHASIS CONTROL MODEL

The model architecture is based on the FastSpeech 2 [2] parallel neural TTS model that converts an input phoneme sequence to a Mel spectrogram as shown in Fig. 1. The model consists of an encoder that converts the phoneme sequence to phoneme encodings. As in [2], the encoder consists of an embedding layer that converts the phoneme sequence to phoneme embeddings. Next, a series of feed-forward transformer (FFT) [1] blocks take in the phoneme embeddings with positional encodings, and output the phoneme encodings. Each FFT block consists of a self-attention layer [27] and 1-D convolution layers [28] along with layer normalization [29] and dropout [30]. The phoneme encodings are then fed to the phoneme-wise feature predictors that are organized in a hierarchical manner that allows for interpretability and fine-grained control of the individual features for prosody modification. First, the emphasis feature predictor outputs the high-level emphasis features. Then, the emphasis features along with the phoneme encodings are fed in parallel to the pitch, energy, and phoneme duration feature predictors. The feature predictors consist of 1-D convolution layers, layer normalization and dropout similar to the variance adaptors used in [2]. The predicted phoneme-wise pitch and energy features are quantized, passed through an embedding layer, and added to the phoneme encodings, to form the decoder input. All the feature predictors are trained using teacher forcing. The decoder inputs are upsampled based on the predicted phoneme-wise durations. The FastSpeech 2 [2] decoder which consists of FFT blocks is replaced here with a series of dilated convolution stacks, which improves model inference speed. The baseline model achieves $150\times$ faster than real-time synthesis on a GPU and $100\times$ on a mobile device.

2.1. Emphasis features

This study focuses on three sets of features that enable easy emphasis control. For each of these features, a separate parallel neural TTS model is trained and compared in Sec. 3.3 and 3.4. Each of these features is calculated at the word-level and are normalized as in [25] using the linear mapping of $[-3\sigma^2, 3\sigma^2] \rightarrow [-1, 1]$, where σ^2 is the variance of each feature in the training data.

2.1.1. Variance-based features (VarianceBased)

Variance-based features consist of two features, word-wise pitch and phoneme duration variances [25]:

$$\begin{aligned} \text{Pitch variance} &= W_{F0} - S_{F0}, \\ \text{Phoneme duration variance} &= W_{dur} - S_{dur}, \end{aligned} \quad (1)$$

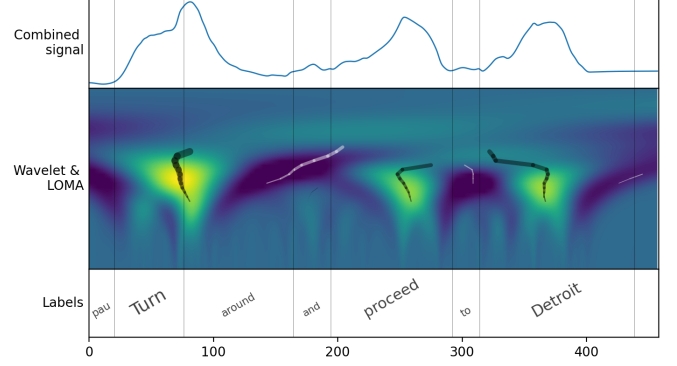


Fig. 2. Wavelet-based automatic annotation of prosodic features.

where W_{dur} and S_{dur} are the average per-phoneme durations along words and sentences respectively, and W_{F0} and S_{F0} are the log-pitch spreads along words and sentences respectively. The log-pitch spread is defined as the difference between the 95th and 5th percentiles of log-pitch. Unlike in [25], we did not include S_{F0} and S_{dur} to the list of trained features as they did not provide any benefits in our study on emphasis control.

2.1.2. Wavelet prosody feature (WaveletBased)

The wavelet prosody feature is calculated using an automatic annotation method based on the continuous wavelet transform (CWT), as in [22, 24]. We first compute the pitch, energy, and duration of speech as in [18]. The duration signals are represented as an interpolation of a series of deltas whose height is determined by the duration of a given unit and located at the center of each unit, with the units being either at the level of a phoneme, syllable, word, or their combination. These three signals are combined to a 1-D representation using a weighted product based mapping, as shown in Fig. 2. CWT is used to decompose the 1-D signal into scales that can be associated with levels of prosodic hierarchy. Then we calculate the lines of maximum amplitude [24] that joins the peaks and valleys on the subsequent scales (shown as black and white lines, respectively, in Fig. 2). Each line is assigned a strength representing the cumulative sum of scale values forming the line. Integrating along these obtained lines yields the continuous wavelet prosody feature. In Fig. 2, the size of the text for each word corresponds to the value of the calculated *WaveletBased* feature for that word.

2.1.3. Combined features (Combined)

The features described in Sec. 2.1.1 and 2.1.2 model emphasis in slightly different ways. The *Combined* approach combines these features by learning an unbiased linear mapping layer after the emphasis predictors. The weights of the linear layer are constrained to be positive to ensure that increasing values along the scale correspond to increasing emphasis. They are also constrained to sum to one, which ensures that the range of the feature values is the same as the rest of the features. This method has the potential to learn the combination of emphasis features appropriate for each language or dataset.

3. EXPERIMENTS

3.1. Data

We use two American English voices, a high-pitched voice with 36 hours of audio (Voice 1), and a low-pitched voice with 23 hours of

audio (Voice 2). The original 48 kHz speech data is down-sampled to 24 kHz. For testing, a set of 192 sentences of text were curated for the task of emphasis control. Each of these utterances contained a single highlighted word which was to be emphasized.

3.2. System specifications

The input of the emphasis control model is a phoneme sequence with punctuation and word boundaries. The encoder of the model, as shown in Fig. 1, has 4 FFT layers, each with a self-attention layer having 2 attention heads and 256 hidden units, and two 1-D convolution layers, each having a kernel size of 9 and 1024 filters. The decoder has 2 dilated convolution blocks with six 1-D convolution layers with dilation rates of 1, 2, 4, 8, 16, and 32, respectively, kernel size of 3, and 256 filters. The feature predictors have two 1-D convolution layers, each having a kernel size of 3 and 256 filters. The rate for the dropout layers and the ϵ value for the layer normalization were set to 0.2 and 10^{-6} , respectively.

The *WaveletBased* features were calculated using the open source Wavelet Prosody Toolkit² [24]. The hyper-parameters of this method were tuned using the following setup. First, 3 linguists independently annotated whether or not each word from a random selection of 520 utterances from Voice 1 was emphasized. Then, *WaveletBased* features were generated for the selected utterances using different values of the hyper-parameters. Each of these feature sets were quantized to 2 levels using k-means. The hyper-parameter set that gave the best match to the annotations in terms of F-score was chosen. The optimal hyper-parameters have an F-score of 78%.

80-dimensional Mel-spectrograms were computed from pre-emphasized speech using short-time Fourier transform (STFT) with 25 ms frame length and 10 ms shift. All the emphasis control models were trained for 140k steps using 16 GPUs and a batch size of 512. A high-quality neural vocoder [31], similar to the WaveRNN [32], is trained for each speaker separately to convert the Mel-spectrograms to speech. The model consists of a single RNN layer with 512 hidden units, conditioned on Mel-spectrogram, followed by two dense layers with 256 hidden units each and a single soft-max sampling at the output. The model is trained with pre-emphasized speech, sampled at 24 kHz and μ -law quantized to 8 bits for efficiency.

3.3. Objective measures

To analyze how the models with different emphasis features respond to varying degrees of emphasis control, we synthesized 192 test sentences for the *VarianceBased*, *WaveletBased*, and *Combined* models and each voice using a varying degrees of emphasis modification. This was done by adding different bias values to the predicted emphasis features for the phonemes of the emphasized word. Larger values of this bias should result in increased emphasis while negative values should correspond to de-emphasis. For the *VarianceBased* method that has 2 emphasis features, both features were modified by the same amount. The emphasis features influence the pitch, energy, and phoneme duration of the models (see Fig. 1), and therefore, we measured the resulting changes in these three features before and after the changes in the emphasis features to assess the emphasis control. Fig. 3 shows the change in the mean and standard deviations for pitch, energy, and phoneme duration after applying the emphasis, averaged per phone in the emphasized words. The *WaveletBased* and *Combined* methods show similar behavior, relying mainly on pitch

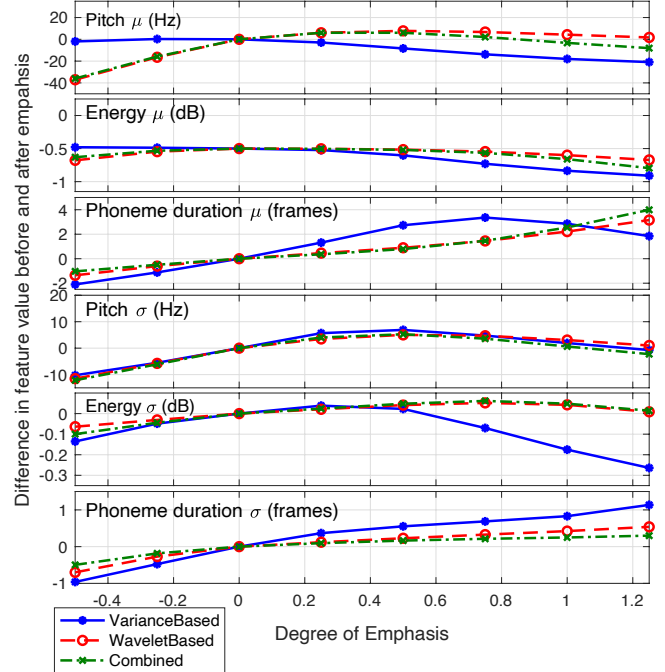


Fig. 3. Difference in the mean (μ) and standard deviation (σ) of pitch, energy, and phoneme duration after applying different degrees of emphasis, calculated over the phones of the emphasized word.

and phoneme duration means for emphasis modification. In contrast, with the *VarianceBased* method, the mean pitch does not show much change for de-emphasis and is reduced when more emphasis is applied, and the standard deviation of phoneme duration is also increased to a greater degree. Energy does not seem to play a significant role in emphasis modification in any of the methods since the changes in energy are small and thus likely not even perceivable.

3.4. Subjective evaluation

We performed three subjective evaluations assessing 1) perceived degree of emphasis, 2) perceived quality and 3) perceived preference with and without emphasis. We synthesized 192 test utterances using the following 7 systems (for both speakers): the proposed systems with *VarianceBased*, *WaveletBased*, and *Combined* features before (3 systems) and after (3 systems) emphasis as well as the *Baseline* (1 system) model as shown in Fig. 1 without any emphasis features. The emphasis levels were chosen so that they subjectively resulted in close to the same level of emphasis across the methods, which was 0.5 for *VarianceBased* features and 0.75 for *WaveletBased* and *Combined* features, respectively. The tests were performed with American English native speakers using headphones.

3.4.1. Perceived degree of emphasis

This test was performed with 17 individual listeners resulting in a total of 13,440 responses. Each of the raters were shown synthesized audio samples along with their corresponding text, highlighting (capitalised and with asterisk) the word that they should focus on. They were asked to rate the degree of emphasis of the highlighted word on a 4-point scale: 1-neutral, 2-slightly emphasized, 3-emphasized, and 4-strongly emphasized. Before the start of the

²https://github.com/asuni/wavelet_prosody_toolkit

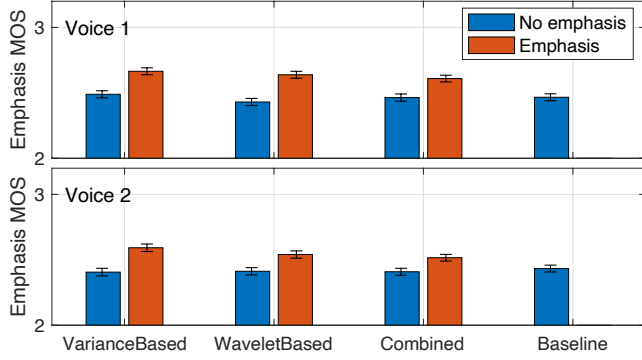


Fig. 4. Results showing the perceived degree of emphasis: 1-neutral, 2-slightly emphasized, 3-emphasized, and 4-strongly emphasized. The y-axis is zoomed-in to highlight differences between the systems.

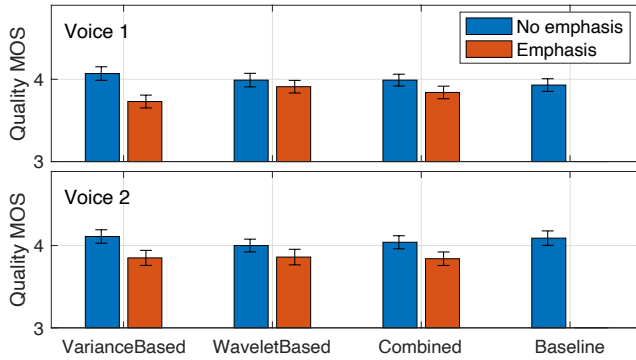


Fig. 5. Results showing the perceived quality: 1-bad, 2-poor, 3-fair, 4-good, 5-excellent. The y-axis is zoomed-in to highlight differences between the systems.

test, the listeners were shown three examples and pointed out the reference emphasis level of the highlighted word.

The results, depicted in Fig. 4, show that all the three methods achieve subjectively higher degree of emphasis after the emphasis modification. The three models achieve similar levels of increase in perceived emphasis. The *VarianceBased* method for both voices and the *WaveletBased* method for Voice 1 have a significantly higher level of emphasis after modification (measured using pairwise Student t-test with Bonferroni correction). Similarly, the level of perceived emphasis without emphasis modification is at the same level as the *Baseline* model. Also, voice 2 shows slightly lower increase in emphasis after modification compared to Voice 1.

3.4.2. Perceived quality

The quality test was performed by 27 individual listeners resulting in a total of 7,890 responses. The raters were asked to rate the quality of the audio samples on a 5-point scale: 1-bad, 2-poor, 3-fair, 4-good, 5-excellent. The results, depicted in Fig. 5, show that all the models have a slightly reduced MOS after emphasis modification, with the *VarianceBased* and *WaveletBased* methods showing the largest and lowest decrease, respectively. However, none of the quality MOS results were significantly different before and after emphasis modification (measured using pairwise Student t-test with Bonferroni correction). The quality MOS before emphasis modification for the three methods was found to be equal to the MOS of the *Baseline* model.

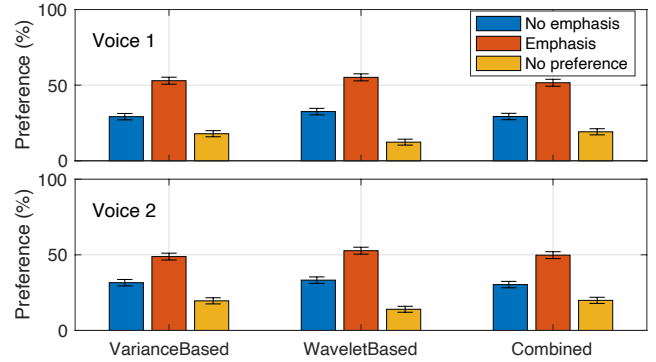


Fig. 6. Results of the preference test.

3.4.3. Perceived preference

The preference test was performed by 29 individual listeners resulting in a total of 5,760 responses. The raters were shown a pair of utterances before and after emphasis modification from *VarianceBased*, *WaveletBased* and *Combined* models, and were asked to select which one they preferred (or neither). The results, depicted in Fig. 6, show that the utterances after emphasis modification were clearly preferred for all the three methods and both voices. All of the comparisons were significant as measured using the Pearson Chi-Squared test with Bonferroni correction.

4. DISCUSSION AND CONCLUSIONS

We presented a simple method for emphasis control for parallel neural TTS and studied three different features for changing the degree of emphasis. The proposed approach enables an intuitive and low dimensional method for emphasis control, resulting in an increased listener preference. All the compared methods are able to achieve a useful degree of emphasis control at the word level, while maintaining good quality. The emphasis modification with different emphasis features result in slightly different changes in the output prosody. The *WaveletBased* and *Combined* methods mainly change the pitch of the word to be emphasized, whereas the *VarianceBased* method has a much stronger effect on phoneme duration as well. Energy seems to be negligible for all the three methods.

Based on the subjective results, we find that all the three methods are able to achieve a perceivable modification in emphasis while the overall quality is only slightly reduced. However, some words such as function words, short words, and words that are very unlikely to be emphasized in the training data, were not always properly emphasized while using the default level of emphasis. Therefore, the emphasis modification may need to be adjusted based on those factors to achieve proper emphasis.

Interestingly, the results of the perceived preference tests are in contrast to that of the perceived quality test. Although the exact reason for this is unclear, we hypothesize that in the perceived quality test, the raters focused more on the quality with respect to artefacts and naturalness of prosody without context. However, in the preference test, where both the emphasized and non-emphasized audio are presented side by side, the raters may have simply preferred higher emphasis over lower emphasis due to the more distinct delivery of the information in the emphasized sentences, thus making them stand out and easier to listen to.

5. REFERENCES

- [1] Y. Ren, Y. Ruan, X. Tan, T. Qin, S. Zhao, Z. Zhao, and T.-Y. Liu, “FastSpeech: Fast, robust and controllable text to speech,” *arXiv:1905.09263*, 2019.
- [2] Y. Ren, C. Hu, X. Tan, T. Qin, S. Zhao, Z. Zhao, and T.-Y. Liu, “FastSpeech 2: Fast and high-quality end-to-end text to speech,” *arXiv:2006.04558*, 2020.
- [3] J. Donahue, S. Dieleman, M. Bińkowski, E. Elsen, and K. Simonyan, “End-to-end adversarial text-to-speech,” *arXiv:2006.03575*, 2020.
- [4] A. Eriksson, P. A. Barbosa, and J. Åkesson, “The acoustics of word stress in Swedish: a function of stress level, speaking style and word accent,” in *Interspeech*, 2013, pp. 778–782.
- [5] A. Eriksson and M. Heldner, “The acoustics of word stress in English as a function of stress level and speaking style,” in *Interspeech*, 2015.
- [6] A. Eriksson, P. M. Bertinetto, M. Heldner, R. Nodari, and G. Lenoci, “The acoustics of lexical stress in Italian as a function of stress level and speaking style,” in *Interspeech*, 2016.
- [7] P. A. Barbosa, A. Eriksson, and J. Åkesson, “On the robustness of some acoustic parameters for signalling word stress across styles in Brazilian Portuguese,” in *Interspeech*, 2013.
- [8] A. Eriksson, A. Suni, M. Vainio, and J. Šimko, “The acoustic basis of lexical stress perception,” in *Speech Prosody*, 2018.
- [9] A. Eriksson, J. Šimko, A. Suni, M. Vainio, and R. Nodari, “Lexical stress perception as a function of acoustic properties and the native language of the listener,” in *Speech Prosody*, 2020.
- [10] R. Skerry-Ryan, E. Battenberg, Y. Xiao, Y. Wang, D. Stanton, J. Shor, R. Weiss, R. Clark, and R. A. Saurous, “Towards end-to-end prosody transfer for expressive speech synthesis with Tacotron,” in *International Conference on Machine Learning*, 2018.
- [11] V. Klimkov, S. Ronanki, J. Rohnke, and T. Drugman, “Fine-grained robust prosody transfer for single-speaker neural text-to-speech,” *arXiv:1907.02479*, 2019.
- [12] Y. Wang, D. Stanton, Y. Zhang, R.-S. Ryan, E. Battenberg, J. Shor, Y. Xiao, Y. Jia, F. Ren, and R. A. Saurous, “Style tokens: Unsupervised style modeling, control and transfer in end-to-end speech synthesis,” in *International Conference on Machine Learning*, 2018.
- [13] W.-N. Hsu, Y. Zhang, and J. Glass, “Learning latent representations for speech generation and transformation,” *arXiv:1704.04222*, 2017.
- [14] K. Akuzawa, Y. Iwasawa, and Y. Matsuo, “Expressive speech synthesis via modeling expressions with variational autoencoder,” *arXiv:1804.02135*, 2018.
- [15] P. Karanasou, S. Karlapati, A. Moinet, A. Joly, A. Abbas, S. Slagen, J. L. Trueba, and T. Drugman, “A learned conditional prior for the VAE acoustic space of a TTS system,” *arXiv:2106.10229*, 2021.
- [16] W.-N. Hsu, Y. Zhang, R. J. Weiss, H. Zen, Y. Wu, Y. Wang, Y. Cao, Y. Jia, Z. Chen, J. Shen *et al.*, “Hierarchical generative modeling for controllable speech synthesis,” *arXiv:1810.07217*, 2018.
- [17] S. Shechtman and A. Sorin, “Sequence to sequence neural speech synthesis with prosody modification capabilities,” in *10th ISCA Speech Synthesis Workshop (SSW10)*, 2019.
- [18] T. Raitio, R. Rasipuram, and D. Castellani, “Controllable neural text-to-speech synthesis using intuitive prosodic features,” in *Interspeech*, 2020.
- [19] Z. Malisz, H. Berthelsen, J. Beskow, and J. Gustafson, “PROMIS: A statistical-parametric speech synthesis system with prominence control via a prominence network,” in *10th ISCA Speech Synthesis Workshop (SSW10)*, 2019.
- [20] F. Tamburini and P. Wagner, “On automatic prominence detection for German,” in *Interspeech*, 2007.
- [21] Y. Yasuda, X. Wang, S. Takaki, and J. Yamagishi, “Investigation of enhanced Tacotron text-to-speech synthesis systems with self-attention for pitch accent language,” in *ICASSP*, 2019.
- [22] A. Suni, S. Kakouros, M. Vainio, and J. Šimko, “Prosodic prominence and boundaries in sequence-to-sequence speech synthesis,” *arXiv:2006.15967*, 2020.
- [23] H. Tachibana, K. Uenoyama, and S. Aihara, “Efficiently trainable text-to-speech system based on deep convolutional networks with guided attention,” in *ICASSP*, 2018.
- [24] A. Suni, J. Šimko, D. Aalto, and M. Vainio, “Hierarchical representation and estimation of prosody using continuous wavelet transform,” *Computer Speech & Language*, vol. 45, pp. 123–136, 2017.
- [25] S. Shechtman, R. Fernandez, and D. Haws, “Supervised and unsupervised approaches for controlling narrow lexical focus in sequence-to-sequence speech synthesis,” in *2021 IEEE Spoken Language Technology Workshop (SLT)*, 2021.
- [26] J. Shen, R. Pang, R. J. Weiss, M. Schuster, N. Jaitly, Z. Yang, Z. Chen, Y. Zhang, Y. Wang, R. Skerry-Ryan *et al.*, “Natural TTS synthesis by conditioning Wavenet on Mel spectrogram predictions,” in *ICASSP*, 2018.
- [27] A. Vaswani, N. Shazeer, N. Parmar, J. Uszkoreit, L. Jones, A. N. Gomez, L. Kaiser, and I. Polosukhin, “Attention is all you need,” in *Advances in Neural Information Processing Systems*, 2017.
- [28] J. Gehring, M. Auli, D. Grangier, D. Yarats, and Y. N. Dauphin, “Convolutional sequence to sequence learning,” in *International Conference on Machine Learning*, 2017.
- [29] J. L. Ba, J. R. Kiros, and G. E. Hinton, “Layer normalization,” *arXiv:1607.06450*, 2016.
- [30] N. Srivastava, G. Hinton, A. Krizhevsky, I. Sutskever, and R. Salakhutdinov, “Dropout: A simple way to prevent neural networks from overfitting,” *The Journal of Machine Learning Research*, vol. 15, no. 1, pp. 1929–1958, 2014.
- [31] S. Achanta, A. Antony, L. Golipour, J. Li, T. Raitio, R. Rasipuram, F. Rossi, J. Shi, J. Upadhyay, D. Winarsky, and H. Zhang, “On-device neural speech synthesis,” in *IEEE Automatic Speech Recognition and Understanding Workshop (ASRU)*, 2021.
- [32] N. Kalchbrenner, E. Elsen, K. Simonyan, S. Noury, N. Casagrande, E. Lockhart, F. Stimberg, A. Oord, S. Dieleman, and K. Kavukcuoglu, “Efficient neural audio synthesis,” in *International Conference on Machine Learning*, 2018.