

Correct Me if I am Wrong: Interactive Learning for Robotic Manipulation

Eugenio Chisari, Tim Welschehold, Joschka Boedecker, Wolfram Burgard, and Abhinav Valada

Abstract—Learning to solve complex manipulation tasks from visual observations is a dominant challenge for real-world robot learning. Deep reinforcement learning algorithms have recently demonstrated impressive results, although they still require an impractical amount of time-consuming trial-and-error iterations. In this work, we consider the promising alternative paradigm of interactive learning where a human teacher provides feedback to the policy during execution, as opposed to imitation learning where a pre-collected dataset of perfect demonstrations is used. Our proposed CEILing (Corrective and Evaluative Interactive Learning) framework combines both corrective and evaluative feedback from the teacher to train a stochastic policy in an asynchronous manner, and employs a dedicated mechanism to trade off human corrections with the robot’s own experience. We present results obtained with our framework in extensive simulation and real-world experiments that demonstrate that CEILing can effectively solve complex robot manipulation tasks directly from raw images in less than one hour of real-world training.

I. INTRODUCTION

Deep reinforcement learning (RL) approaches have achieved tremendous success in many real-world robotic tasks [1]–[6]. However, their advancement has been limited to domains in which a simulator is available or to environments that have been tailored and instrumented for the agent’s training. This can be attributed to the fact that standard RL algorithms suffer from one or more of the following issues [7], which hinders their applicability to real-world scenarios. First, they have high sample complexity due to which millions of training samples are required to successfully learn to solve a task. Second, they require engineering a reward function. On one hand, dense reward functions are prone to suffer from unexpected exploitation strategies by the agent. On the other hand, sparse reward functions provide a weak learning signal to the agent, resulting in hard exploration and credit assignment problems. In most cases, instrumentation of the environment is also required to provide the reward signal to the agent and to reset the environment after each episode. Lastly, untrained autonomous agents are likely to undertake dangerous and unsafe behavior while optimizing their policy. This is in stark contrast to how we humans learn most skills since we usually do not need to engage in extensive trial and errors to learn new tasks. As a basic example, people do not need to crash multiple times to learn how to drive.

The main difference lies in the fact that humans can leverage useful prior knowledge instead of learning from scratch. In order to gain such prior knowledge, we usually rely on more experienced individuals such as parents and teachers. Skills such as speaking, writing, math, playing a

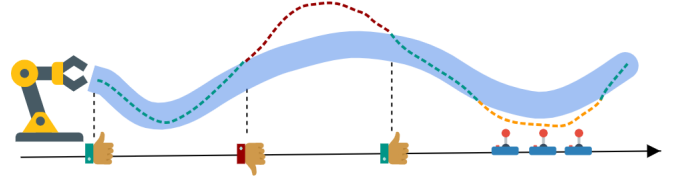


Fig. 1: The two types of feedback that the robot receives from the teacher. At the start of the episode, we assume a positive evaluative feedback $q = +1$. If the robot trajectory becomes unsatisfactory and the human teacher is not able to easily correct it, he/she can toggle the evaluative feedback to $q = 0$. All subsequent states will be also labeled as zero, until q is toggled back to positive. Alternatively, if the path can be easily corrected by acting on one or two degrees of freedom, the teacher can do so, in which case the label is set to $q = \alpha$.

sport, or tying shoelaces, are all learned under the help and supervision of a teacher. Imitation learning (or learning from demonstrations) [8]–[12] enables exploiting knowledge of an expert to efficiently learn new tasks. Here the expert demonstrates one or more successful trajectories which can then be used by the agent to accelerate learning. However, collecting sufficient demonstrations is often a lengthy and expensive process, and it is not clear a-priori how many demonstrations are needed to train a good policy, often leading to multiple iterations of data collection, re-training and re-evaluation. Additionally, training a policy on expert trajectories suffers from compounding errors and data mismatch issues since sequential decision problems violate the common i.i.d. assumption [13].

In this work, we propose to overcome these limitations by adopting an interactive learning approach in which a human teacher provides feedback to the robot during training. The interactive learning setting has three main advantages compared to the learning from demonstration framework: (1) the distribution of data collected is induced by the policy itself, rather than being provided a-priori by an expert, avoiding data mismatch issues, (2) it allows the agent to learn self-correcting behaviors, i.e. to learn how to recognize a failed attempt and correct accordingly. (3) it allows the human teacher to directly see the improvement in the policy performance, facilitating the decision about when to stop training. In particular, we combine both evaluative and corrective feedback from the teacher to train the robot as illustrated in Fig. 1. We call this framework Corrective and Evaluative Interactive Learning (CEILing). We show that our approach addresses many of the challenges required for real-world robotic applications such as those delineated in [7]. CEILing is able to learn directly on real robots from limited samples within an hour, and to deal with high-dimensional continuous state (raw images) and continuous action space (seven-dimensional) while acting in real-time at a frequency

of 20 Hz. Our method does not require any reward function, thus avoiding credit assignment and reward exploitation issues altogether. The presence of the human teacher makes sure that the robot can be stopped in the case of unsafe behavior, thus avoiding the risk of causing any damage.

In summary, our contributions are the following:

- 1) We introduce CEILing, a simple yet effective interactive learning algorithm which combines both evaluative and corrective feedback from a human teacher.
- 2) We conduct an extensive user study with 10 different participants to evaluate the performance of CEILing compared to multiple baselines when learning from untrained users.
- 3) We present real world experiments which show that CEILing allows to train a physical robot to solve complex manipulation tasks from raw monocular images in less than one hour.
- 4) We make the code, models and videos publicly available at <http://ceiling.cs.uni-freiburg.de>.

II. RELATED WORK

The goal of our work is to leverage feedback from a human teacher to effectively train an autonomous agent. The initial approaches that address this problem were inspired by animal clicker training, where human feedback was used as a reward signal in reinforcement learning [14], [15]. Several methods have been proposed that can be categorized into three main groups according to the type of feedback provided by the human teacher: evaluative, corrective, and comparison feedback.

A. Evaluative feedback

Evaluative feedback consists of a scalar value that the human provides to the agent indicating the quality of the current agent behavior. In contrast to the reward function of standard RL, such evaluative feedback takes the long-term consequences of each action into account, from the prior domain knowledge of the human teacher. The TAMER framework [16]–[18] uses this feedback to learn a reinforcement function $H : S \times A \rightarrow \mathbb{R}$ by supervised learning. The agent then acts greedily with respect to the learned function H . This can be considered equivalent to learning a Q^* function by regressing the human-provided feedback directly. Similarly, in the policy shaping framework [19], [20], the human feedback is considered as a label on the optimality of the action rather than a reward. Additionally, [21] and [22] propose the framework of convergent actor critic by humans in which the human feedback is considered as the advantage function $A^\pi(s, a) = Q^\pi(s, a) - V^\pi(s)$ rather than the optimal $Q^*(s, a)$ function, and instead of using this feedback to learn an approximated $\hat{A}^\pi(s, a)$, it is directly applied to a policy gradient update rule.

Instead of labelling each state-action pair individually, [23] propose an active reward learning from critique approach, where the teacher evaluates the robot behavior by marking segmentation points along the generated trajectory. Similarly to our work, this allows the user to understand actions in the context of a trajectory and to collect many state action labels

from a small number of segmentation points. Nevertheless, marking a pre-generated trajectory requires some type of interface to visualize the trajectory and mark the segmentation points. On the other hand, in our work the segmentation points are marked “on policy”, i.e. while the robot executes the trajectory, which does not require any specific interface other than the press of a button at the right time.

B. Corrective feedback

Corrective feedback is used to directly provide information to the agent about how to improve its actions. [24] and [25] introduced the idea of corrective demonstrations where the human feedback is used to correct bad actions of the agent. The corrected state-action pairs are then added to a dataset which is used to update the policy. Similarly, [26] propose HG-Dagger where the human teacher feedback is used to steer trajectories drifting to an unsafe state space back to a safe set. Compared to the classical imitation learning algorithm DAGger [13], the human teacher is in charge of deciding when to intervene, rather than being queried by the algorithm. In the similar Corrective Advice Communicated by Humans framework [27], [28], the human provides only a direction of improvement of the action rather than an optimal value.

The mentioned works only use the expert labeled actions for training and discard all other state-action pairs. On the other hand, [29] recently showed that also including the non-corrected portion of each trajectory is helpful to reinforce the good behavior and improve the robustness of the policy. Since the dataset usually contains an imbalanced amount of non-corrected and corrected samples, their proposed Intervention Weighted Regression (IWR) method uses a weighting parameter α which correspond to the amount of prioritization given to the intervention samples. Nevertheless, this approach works under the assumption that the teacher is always able to correct bad behaviors. This might not be true in general, since non-expert users might be in charge of training the robot. In our work, the use of evaluative feedback on non-corrected portions of the trajectory gives the human teacher the option to decide which part of the trajectory to use for training and which to discard.

C. Comparison feedback

Comparison feedback, also called preference-based learning, involves communicating which of the different trajectories is preferable to the agent. [30] and [31] propose to combine preference-based learning with active ranking for discrete as well as continuous benchmark problems. [32], [33] present a co-active online learning framework where the human user iteratively provides slight improvements over the trajectory currently proposed by the system. [34] and [35] introduce the DemPerf framework where demonstrations and comparison feedback are used to learn the weights of a linear reward function which is then used to solve robotic manipulation problems. Later, this idea was extended by modeling the reward function as a Gaussian Process [36]. The aforementioned works demonstrate how robot trajectories can be improved by a human teacher providing comparison feedback, but they were limited to low dimensional states as inputs. One exception is [37]

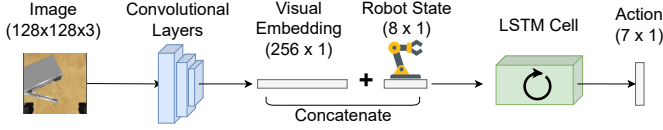


Fig. 2: Diagram of the model architecture. First, the image from the wrist mounted camera is fed through 3 convolutional layers with ELU activation function. The output visual embedding is flattened and concatenated with the robot joints and gripper state. They are then fed into an LSTM cell, which outputs the desired action.

where the authors employ deep neural networks to deal with high dimensional observations. Nevertheless, the approach is only applicable for simulated environments, since trajectories need to be re-sampled and replayed on screen for the user to provide feedback. Moreover, it requires millions of steps to converge to a good solution. The method we propose in this work instead learns from high dimensional observations from a human teacher in real-time, requiring only less than one hour of real-world training.

III. TECHNICAL APPROACH

In this section, we introduce CEILing (Corrective and Evaluative Interactive Learning). CEILing combines both corrective and evaluative feedback from a human teacher to train an autonomous agent to effectively solve complex robotic manipulation tasks. The observation space consists of raw image data from a wrist mounted camera as well as the current robot joint and gripper states, while the action space consists of the desired end-effector pose change (6-dimensional) plus the gripper opening and closing action (1-dimensional). The policy does not make use of any pre-trained component as visual features encoder and can be trained on a single GPU. Thus, CEILing can be applied to robots in the wild, without the need for any environment instrumentation.

A. Policy Model

In this work, we consider a stochastic policy parametrized as a Gaussian distribution whose mean is the output of a neural network with weights θ and whose variance is a state-independent parameter $\pi_\theta(a|s) \sim \mathcal{N}(f_\theta(s, \theta); \sigma^2)$. A narrow distribution leads to high losses even for small errors, and therefore a more aggressive optimization, whereas a wider distribution leads to better robustness against noise in the data. Given the scale and speed of our robot, we choose σ to correspond to 1 mm and 0.25 degrees for the translational and rotational components of the action respectively. Fig. 2 shows the network architecture which consists of different building blocks. First, the input image is fed through 3 convolutional layers with ELU activation function, using a kernel size of 3 and a stride of 2. The resulting low-dimensional visual embedding is then concatenated with the current robot joint and gripper state, and subsequently fed to an LSTM cell to exploit the sequential data. Finally, the output is mapped to the right action dimension. The model is trained using the Adam optimizer with a learning rate of $3 \cdot 10^{-4}$ and weight decay of $3 \cdot 10^{-6}$.

Algorithm 1 CEILing: Corrective and Evaluative Interactive Learning

Require: replay buffer \mathcal{D} , policy $\pi_\theta(a|s)$, learning rate λ

```

1: function MAIN
2:    $\mathcal{D} \leftarrow \text{LOADDEMONSTRATIONS}(10)$   $\triangleright$  Fill the replay buffer
3:    $\text{UPDATELOOP}()$   $\triangleright$  Start Update Loop, asynchronously
4:    $\text{SLEEP}(120)$   $\triangleright$  Train on the demonstrations for 2 minutes
5:    $\text{ENVIRONMENTLOOP}(200)$   $\triangleright$  Run for 200 episodes

6: function UPDATELOOP()
7:   while not done do
8:      $(s, a, q) \leftarrow \text{SAMPLE}(\mathcal{D})$   $\triangleright$  Sample a batch of data from  $\mathcal{D}$ 
9:      $L(s, a) \leftarrow -q \log(\pi_\theta(a|s))$   $\triangleright$  Do a forward pass
10:     $\theta \leftarrow \theta - \lambda \nabla_\theta L(s, a)$   $\triangleright$  Update policy weights

11: function ENVIRONMENTLOOP(episodes)
12:   for all episodes do
13:     success  $\leftarrow 0$ 
14:     TASKRESET  $\triangleright$  Reset environment
15:     while not (success or timeout) do
16:        $s \leftarrow \text{GETSTATE}$   $\triangleright$  Get joint states and camera image
17:        $a \leftarrow \text{MEAN}(\pi_\theta(a|s))$   $\triangleright$  Use policy to predict action
18:        $a \leftarrow a + \text{GETCORRECTION}$   $\triangleright$  Teacher Correction
19:       success  $\leftarrow \text{STEP}(a)$   $\triangleright$  Take environment step
20:        $q \leftarrow \text{GETEVALUATION}$   $\triangleright$  Teacher evaluation
21:        $\mathcal{D} \leftarrow \mathcal{D} \cup \{s, a, q\}$   $\triangleright$  Fill replay buffer

```

B. Interactive Learning

CEILing needs to operate in a severe low-data regime since the human teacher cannot be expected to supervise the robot training for hours or days. We therefore store all of the available data in a replay buffer. Given the random behavior of an untrained policy, the human teacher would be required to intervene most if not all of the time during the first few episodes, making this phase not much different from collecting actual demonstrations. Hence, we prefer to collect 10 demonstrations to warm start the policy by regressing on these demonstrations. After the warm start phase, the interactive learning phase starts where the robot applies the latest version of the policy to generate actions at a frequency of 20 Hz.

At the beginning of each episode, we start with a positive evaluative feedback label $q = +1$. As long as the trajectory remains appropriate, all the subsequent steps will be automatically labeled with this value, which helps reinforce the good behavior of the robot. When the teacher believes that the robot trajectory can no longer be considered satisfactory and it is not easy to correct, the teacher can toggle the evaluative label to $q = 0$. From there on, all subsequent labels are going to be considered as zero, until they are toggled back to positive by the human teacher. This way we can label all state-action pairs without requiring too much effort from the teacher. If the trajectory is not on the right path but it is easily adjustable, the human teacher can provide corrections to the robot using a remote controller. In this case, all state-action pairs will be labeled with $q = \alpha$. The weight α , inspired from [29], is defined as the ratio between the amount of non-corrected and corrected samples in the replay buffer. It is used to increase the prioritization of the corrected samples in order to counteract the imbalance of the collected data. The overall interactive learning strategy is depicted in Fig. 1. In our experiments, we train for 100 episodes, which roughly correspond to 20 minutes of real-world training, in contrast to millions of episodes needed

by standard RL algorithms.

C. Update Strategy

While the robot interacts in the environment to collect more data, we also continuously update its policy. In order to maximize the number of update steps and not be limited by the number of steps in the environment, we run the policy update loop in a separate asynchronous thread. At each update step, a batch of labeled and potentially corrected trajectories is sampled from the replay buffer. The goal is to reinforce the good behaviors while ignoring the bad ones, or in other words to increase the probability of the policy picking a good action. To achieve this, we resort to a maximum-likelihood objective: we update the policy by minimizing the average of the negative log-likelihood of all state-action pairs in the batch with respect to the policy distribution, weighted by their label. Hence, for a batch of (s, a, q) tuples, the loss function and its gradient are

$$L(s, a) = -q \log(\pi_\theta(a|s)), \quad (1)$$

$$\nabla_\theta L(s, a) = -q \nabla_\theta \log(\pi_\theta(a|s)). \quad (2)$$

As noted in [8], minimizing the negative log-likelihood under a Gaussian distributed policy is equivalent to minimizing the mean squared error loss function commonly used for behavior cloning with deterministic policies. The pseudo-code for CEILing is presented in Algo 1.

IV. EXPERIMENTAL EVALUATION

We design the experiments to show that through interactive learning, it is feasible to learn an end-to-end robot manipulation policy in less than an hour of training. First, we consider the performance of CEILing in a user study with a group of varied participants, and we compare it to five other baselines. This comparison is carried out on four different tasks in a simulation environment for the sake of reproducibility. Finally, we demonstrate the performance of CEILing on a physical robot, again on four different tasks. For each episode in our experiments, the objects in the environment are reset in a random position to demonstrate that the robot is not memorizing a trajectory but is rather learning to generalize. After each interactive training session, we evaluate the performance of the learned policy for 100 episodes, where the policy is exclusively used for inference and the robot does not receive any type of feedback from the human teacher. The most important metric we report is the final success rate achieved during evaluation.

A. User Study for Baselines Comparison

In this section, we present the results of a user study conducted with a group of 10 participants, both men and women aged between 25 and 32. Each participant was given 5 minutes to familiarize with the controller interface and the robot in a teleoperation setting before the start of the experiments. We conduct these experiments in simulation, in particular using RL Bench [38], a suite of realistic robot manipulation tasks designed for real-world robot learning. We consider four different tasks, also depicted in Fig. 3: CloseMicrowave,




Fig. 3: Simulated tasks: CloseMicrowave, PushButton, TakeLidOffSaucepan, UnplugCharger.

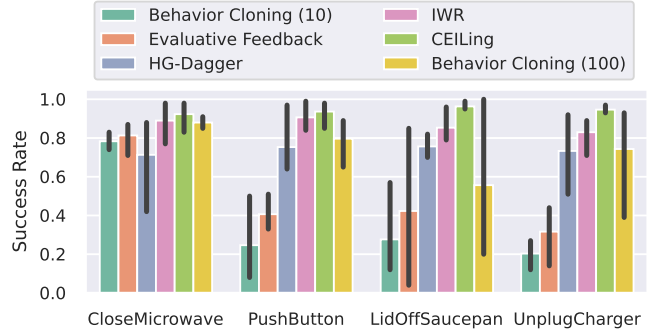


Fig. 4: Comparison of success rates of different policies during evaluation on the four simulated tasks. The average and min-max error bars are reported.

PushButton, TakeLidOffSaucepan, UnplugCharger. Our setup consisted of a Franka Emika Panda robot with a wrist mounted camera. Each experiment is repeated three times, each one with a different user and a different random seed.

1) *Baselines*: In this study, we compare the performance of policies trained with different methods: behavior cloning (BC) [8] with 10 and 100 demonstrations, evaluative feedback only, HG-Dagger [26], Intervention Weighted Regression (IWR) [29] and our proposed method CEILing. Behavior cloning does not use any interaction with the human teacher. The other four methods on the other hand, differ in the type of feedback they receive and in how this feedback is used, as shown in table I.

The Evaluative baseline only receives a binary feedback from the teacher. The samples which are marked as positive are stored in the replay buffer and used to update the policy, while the samples marked as negative are discarded. This allows the teacher to categorize the on-policy behavior of the robot as good or bad, but it does not allow to provide any corrective feedback. The HG-Dagger policy, on the other hand, allows the teacher to provide corrective feedback to the robot. Here, the corrected actions are stored in the replay buffer, while all other samples are discarded. This means that HG-Dagger does not make use of the good non-corrected samples. The IWR baseline also allows the teacher to provide corrective feedback to the robot, but contrary to HG-Dagger, it also stores the non-corrected portion of the trajectory. While the additional data helps improve the robustness of the policy, IWR makes the assumption that the teacher is always able to correct wrong actions, and no data is discarded. This might not be true in general, since non-expert users might be in charge of training the robot. CEILing on the other hand allows the teacher to use evaluative feedback on the non-corrected portions of a trajectory. This means that with CEILing it is possible, besides

TABLE I: The difference in the type of feedback used by different methods. CEILing is the only method that can provide corrective feedback, discard wrong actions and store good ones.

	Evaluative	HG-Dagger	IWR	CEILing
Teacher can provide corrections	–	✓	✓	✓
Non-corrected bad actions are discarded	✓	✓	–	✓
Non-corrected good actions are stored	✓	–	✓	✓

TABLE II: Results from the simulation experiments. The correction rate represents the percentage of steps the human teacher had to intervene with corrective feedback. The duration is the amount of real time the policy were trained for and update steps are the number of gradient descent updates of the network. The success rate is the percentage of successful episodes during evaluation.

	Evaluation		Training	
	Success Rate [%]	Update Steps [-]	Duration [minutes]	Correction Rate [%]
CloseMicrowave				
Behavior Cloning (10)	78	2000	–	–
Behavior Cloning (100)	88	2000	–	–
Evaluative Feedback	81	2882	22	–
HG-Dagger [26]	71	2067	21	24
IWR [29]	89	1846	19	17
CEILing (Ours)	92	1822	18	14
PushButton				
Behavior Cloning (10)	25	2000	–	–
Behavior Cloning (100)	80	2000	–	–
Evaluative Feedback	41	3506	24	–
HG-Dagger [26]	75	1729	19	24
IWR [29]	91	1574	17	24
CEILing (Ours)	94	1564	16	27
TakeLidOffSaucepan				
Behavior Cloning (10)	28	2000	–	–
Behavior Cloning (100)	56	2000	–	–
Evaluative Feedback	42	4304	29	–
HG-Dagger [26]	76	2396	24	15
IWR [29]	85	2150	22	15
CEILing (Ours)	96	2072	21	18
UnplugCharger				
Behavior Cloning (10)	20	2000	–	–
Behavior Cloning (100)	74	2000	–	–
Evaluative Feedback	32	3921	26	–
HG-Dagger [26]	73	2032	20	20
IWR [29]	83	1927	19	19
CEILing (Ours)	95	1905	19	15

providing corrections, to both discard wrong actions as well as store the positive ones.

We also considered two Reinforcement Learning baselines, namely PPO [39] and SAC [40] as state-of-the art on-policy and off-policy algorithms respectively, and use the task success as binary reward at the end of the episode. Nevertheless, because of the hard exploration problem resulting from the sparse reward, these policies were not able to solve the tasks.

2) *Results*: Fig. 4 shows the average success rate during evaluation as well as min-max error bars. Note that for all policies, the same initial pre-training on 10 demonstrations applies. As hypothesized for such a low data regime, behavior cloning trained on 10 demonstrations does not achieve good

results. Moreover, interactive learning using only evaluative feedback performs poorly. A combination of small human imprecision in the timing of the feedback together with sub-optimal robot actions provides undesirable state-action pairs to the replay buffer, possibly reducing the quality of the overall training. The next baseline considered is HG-Dagger, which achieves overall higher performance than behavior cloning and pure evaluative feedback. This indicates that corrective feedback provides a stronger learning signal compared to evaluative feedback. We find that the IWR baseline is able to achieve even higher success rate, being consistently above 80% over all tasks. This confirms the idea that including the on-policy agent samples during training increases the amount of available data and reduces covariate shift, hence improving the overall generalization capabilities of the policy. When we consider the results of CEILing, we see that it achieves overall the highest performance. We can attribute this to the fact that human feedback is inherently prone to mistakes, especially when untrained users are in charge of providing feedback to the robot. Contrary to the other methods, CEILing allows the human teacher to mark and discard the wrong actions that he/she was not able to correct, as well as to store the positive ones.

Lastly, we also compare with a behavior cloning policy trained on 100 perfect demonstrations. Given that collecting perfect demonstrations is a demanding process, this should not be considered an equivalent alternative, but rather an estimate for the achievable performance using the same amount of data in an imitation learning setup. This baseline also has the advantage of training from the beginning on 100 trajectories, in contrast to the interactive learning approaches which start with only 10 trajectories and slowly build up their replay buffer over time, up to 100 episodes. Nevertheless, we observe that CEILing and the IWR baseline achieve overall better performance than this behavior cloning policy. This result highlights the advantages of the interactive learning setting: the distribution of the data collected is induced by the policy itself which drastically reduces the data mismatch and compounding error issues typical of behavior cloning. Namely, expert supervision is added to the dataset where the policy mostly needs it (i.e. where it makes a mistake).

Tab. II shows additional metrics for each of these policies. In particular, it is interesting to observe the short training time needed for each run and the low correction rate, which indicates which portion of all the training steps the human teacher had to intervene in with corrections. We find that the success rate does not depend on the amount of corrections, but rather on the quality of the feedback that each teacher is able to provide. Most importantly, this user study highlights the fact that CEILing can be applied by different and untrained users to train a robot’s policy and it is able to achieve high performance on all tested tasks, with limited variations among users. Finally, each user is asked about their opinion regarding the available types of feedback, in particular if they find it useful to have the possibility to mark non-corrected portions of a trajectory as good or bad. Each participant responds affirmatively, reasoning that this option helps to deal with cases where they are not able to effectively correct the robot.




Fig. 5: Real robot tasks: Reach, PushBox, PickupCube, PullPlug.

TABLE III: Training and evaluation metrics of CEILING policies trained on real robotic tasks.

	Evaluation	Training		
	Success Rate [%]	Update Steps [-]	Duration [minutes]	Correction Rate [%]
Reach	95	3476	42	16
PushBox	87	5022	61	18
PickupCube	83	5412	50	24
PullPlug	87	5770	52	20

B. Real-World Experiments

In this section, we demonstrate that CEILING is directly applicable to real robot settings. Similar to our simulation experiments, we evaluate on a robot manipulator with 7 degrees of freedom and a wrist mounted camera. We train and evaluate on four different tasks depicted in Fig. 5: Reach, PushBox, PickupCube, PullPlug. We train each policy for 150 episodes and evaluate it for 75 episodes. The results from these experiments are presented in Tab. III. We observe that CEILING achieves high success rates surpassing the 80% threshold across all tasks in the real robot setting as well. The highest correction rate required across tasks was 24%. This highlights that providing feedback in an interactive learning setting requires much less effort from the human teacher compared to collecting expert demonstrations. It is interesting to note that all the training runs lasted not more than 61 minutes, which also includes the environment resetting. This demonstrates that with CEILING, it is feasible to train manipulation policies within an hour of real-world training, in contrast to multiple hours or days needed by standard reinforcement learning algorithms. Finally, we also evaluate the generalization capabilities of CEILING on the Reach and PushBox tasks. With these experiments, best appreciated in the accompanying video, we show that the learned policies are robust against external disturbances, which were not present during training.

V. CONCLUSION

In this work, we proposed CEILING, an interactive learning framework to address complex robotic manipulation tasks. Compared to standard imitation learning, an interactive learning approach requires much less effort from the human teacher while simultaneously mitigating compounding errors and data mismatch issues. We compared our approach with behavior cloning and different interactive learning strategies, showing competitive performance consistently. In fact, we demonstrated that the best performance can be achieved by trading off a combination of both corrective and evaluative feedback from a human teacher. We presented experimental results on both simulated as well as real-world environments and demonstrated

that CEILING can learn complex manipulation policies from visual observations in less than one hour of real-world training. In light of these results, we believe that CEILING and interactive learning in general represent a promising approach to tackle real-world robot learning problems.

ACKNOWLEDGEMENT

This work was funded by the BrainLinks-BrainTools center of the University of Freiburg.

REFERENCES

- [1] T. Haarnoja, S. Ha, A. Zhou, J. Tan, G. Tucker, and S. Levine, “Learning to walk via deep reinforcement learning,” *arXiv preprint arXiv:1812.11103*, 2018.
- [2] J. Hwangbo, J. Lee, A. Dosovitskiy, D. Bellicoso, V. Tsounis, V. Koltun, and M. Hutter, “Learning agile and dynamic motor skills for legged robots,” *Science Robotics*, 2019.
- [3] A. Zeng, S. Song, J. Lee, A. Rodriguez, and T. Funkhouser, “Tossing-bot: Learning to throw arbitrary objects with residual physics,” *IEEE Transactions on Robotics*, vol. 36, no. 4, pp. 1307–1319, 2020.
- [4] E. Chisari, A. Liniger, A. Rupenyan, L. Van Gool, and J. Lygeros, “Learning from simulation, racing in reality,” in *Int. Conf. on Robotics & Automation*, 2021.
- [5] D. Honerkamp, T. Welschhold, and A. Valada, “Learning kinematic feasibility for mobile manipulation through deep reinforcement learning,” *arXiv preprint arXiv:2101.05325*, 2021.
- [6] W. Burgard, A. Valada, N. Radwan, T. Naseer, J. Zhang, J. Vertens, O. Mees, A. Eitel, and G. Oliveira, “Perspectives on deep multimodel robot learning,” in *Robotics Research*, 2020, pp. 17–24.
- [7] G. Dulac-Arnold, D. Mankowitz, and T. Hester, “Challenges of real-world reinforcement learning,” *arXiv preprint arXiv:1904.12901*, 2019.
- [8] T. Osa, J. Pajarinen, G. Neumann, J. A. Bagnell, P. Abbeel, and J. Peters, “An algorithmic perspective on imitation learning,” *arXiv preprint arXiv:1811.06711*, 2018.
- [9] P. Abbeel, A. Coates, and A. Y. Ng, “Autonomous helicopter aerobatics through apprenticeship learning,” *Int. Journal of Robotics Research*, vol. 29, no. 13, pp. 1608–1639, 2010.
- [10] T. Osa, N. Sugita, and M. Mitsuishi, “Online trajectory planning in dynamic environments for surgical task automation,” in *Robotics: Science and Systems*, 2014, pp. 1–9.
- [11] M. Zucker, N. Ratliff, M. Stolle, J. Chestnutt, J. A. Bagnell, C. G. Atkeson, and J. Kuffner, “Optimization and learning for rough terrain legged locomotion,” *Int. Journal of Robotics Research*, vol. 30, no. 2, pp. 175–191, 2011.
- [12] J. V. Hurtado, L. Londoño, and A. Valada, “From learning to relearning: A framework for diminishing bias in social robot navigation,” *Frontiers in Robotics and AI*, vol. 8, p. 69, 2021.
- [13] S. Ross, G. Gordon, and D. Bagnell, “A reduction of imitation learning and structured prediction to no-regret online learning,” in *Int. Conf. on Artificial Intelligence and Statistics*, 2011.
- [14] F. Kaplan, P.-Y. Oudeyer, E. Kubinyi, and A. Miklósi, “Robotic clicker training,” *Robotics and Autonomous Systems*, vol. 38, pp. 197–206, 2002.
- [15] B. Blumberg, M. Downie, Y. Ivanov, M. Berlin, M. P. Johnson, and B. Tomlinson, “Integrated learning for interactive synthetic characters,” in *Proc. of the Annual Conf. on Computer Graphics and Interactive Techniques*, 2002, pp. 417–426.
- [16] W. B. Knox and P. Stone, “Tamer: Training an agent manually via evaluative reinforcement,” in *IEEE Int. Conf. on Development and Learning*, 2008.
- [17] —, “Interactively shaping agents via human reinforcement: The tamer framework,” in *Int. Conf. on Knowledge Capture*, 2009, pp. 9–16.
- [18] G. Warnell, N. Waytowich, V. Lawhern, and P. Stone, “Deep tamer: Interactive agent shaping in high-dimensional state spaces,” in *AAAI Conf. on Artificial Intelligence*, 2018.
- [19] S. Griffith, K. Subramanian, J. Scholz, C. L. Isbell, and A. L. Thomaz, “Policy shaping: Integrating human feedback with reinforcement learning,” in *Advances in Neural Information Processing Systems*, vol. 26, 2013.
- [20] T. Cederborg, I. Grover, C. L. Isbell Jr, and A. L. Thomaz, “Policy shaping with human teachers,” in *Int. Conf. on Artificial Intelligence*, 2015, pp. 3366–3372.

- [21] J. MacGlashan, M. K. Ho, R. Loftin, B. Peng, G. Wang, D. L. Roberts, M. E. Taylor, and M. L. Littman, "Interactive learning from policy-dependent human feedback," in *Int. Conf. on Machine Learning*, 2017, pp. 2285–2294.
- [22] D. Arumugam, J. K. Lee, S. Saskin, and M. L. Littman, "Deep reinforcement learning from policy-dependent human feedback," *arXiv preprint arXiv:1902.04257*, 2019.
- [23] Y. Cui and S. Niekum, "Active reward learning from critiques," in *Int. Conf. on Robotics & Automation*, 2018.
- [24] S. Chernova and M. Veloso, "Interactive policy learning through confidence-based autonomy," *Journal of Artificial Intelligence Research*, vol. 34, pp. 1–25, 2009.
- [25] C. Meriçli, M. Veloso, and H. L. Akin, "Complementary humanoid behavior shaping using corrective demonstration," in *Int. Conf. on Humanoid Robots*, 2010.
- [26] M. Kelly, C. Sidrane, K. Driggs-Campbell, and M. J. Kochenderfer, "Hg-dagger: Interactive imitation learning with human experts," in *Int. Conf. on Robotics & Automation*, 2019, pp. 8077–8083.
- [27] C. Celemin and J. Ruiz-del Solar, "Coach: Learning continuous actions from corrective advice communicated by humans," in *Int. Conf. on Advanced Robotics*, 2015.
- [28] R. Pérez-Dattari, C. Celemin, J. Ruiz-del Solar, and J. Kober, "Continuous control for high-dimensional state spaces: An interactive learning approach," in *Int. Conf. on Robotics & Automation*, 2019, pp. 7611–7617.
- [29] A. Mandlekar, D. Xu, R. Martín-Martín, Y. Zhu, L. Fei-Fei, and S. Savarese, "Human-in-the-loop imitation learning using remote teleoperation," *arXiv preprint arXiv:2012.06733*, 2020.
- [30] R. Akrou, M. Schoenauer, and M. Sebag, "Preference-based policy learning," in *Joint European Conf. on Machine Learning and Knowledge Discovery in Databases*, 2011.
- [31] M. Schoenauer, R. Akrou, M. Sebag, and J.-C. Souplet, "Programming by feedback," in *Int. Conf. on Machine Learning*, 2014, pp. 1503–1511.
- [32] A. Jain, B. Wojcik, T. Joachims, and A. Saxena, "Learning trajectory preferences for manipulators via iterative improvement," *arXiv preprint arXiv:1306.6294*, 2013.
- [33] A. Jain, S. Sharma, T. Joachims, and A. Saxena, "Learning preferences for manipulation tasks from online coactive feedback," *Int. Journal of Robotics Research*, vol. 34, no. 10, pp. 1296–1313, 2015.
- [34] M. Palan, N. C. Landolfi, G. Shevchuk, and D. Sadigh, "Learning reward functions by integrating human demonstrations and preferences," *arXiv preprint arXiv:1906.08928*, 2019.
- [35] E. Bıyık, M. Palan, N. C. Landolfi, D. P. Losey, and D. Sadigh, "Asking easy questions: A user-friendly approach to active reward learning," *arXiv preprint arXiv:1910.04365*, 2019.
- [36] E. Bıyık, N. Huynh, M. J. Kochenderfer, and D. Sadigh, "Active preference-based gaussian process regression for reward learning," *arXiv preprint arXiv:2005.02575*, 2020.
- [37] P. Christiano, J. Leike, T. B. Brown, M. Martic, S. Legg, and D. Amodei, "Deep reinforcement learning from human preferences," *arXiv preprint arXiv:1706.03741*, 2017.
- [38] S. James, Z. Ma, D. Rovick Arrojo, and A. J. Davison, "Rlbench: The robot learning benchmark & learning environment," *IEEE Robotics and Automation Letters*, 2020.
- [39] J. Schulman, F. Wolski, P. Dhariwal, A. Radford, and O. Klimov, "Proximal policy optimization algorithms," *arXiv preprint arXiv:1707.06347*, 2017.
- [40] T. Haarnoja, A. Zhou, P. Abbeel, and S. Levine, "Soft actor-critic: Off-policy maximum entropy deep reinforcement learning with a stochastic actor," in *Int. Conf. on Machine Learning*, 2018, pp. 1861–1870.