
DAIR: DATA AUGMENTED INVARIANT REGULARIZATION

Tianjian Huang

University of Southern California
tianjian@usc.edu

Shaunak Halbe

College of Engineering Pune
halbesa18.comp@coep.ac.in

Chinnadhurai Sankar, Pooyan Amini, Satwik Kottur, Alborz Geramifard

Meta AI

{chinnadhurai, pamini, skottur, alborzg}@fb.com

Meisam Razaviyayn

University of Southern California
razaviya@usc.edu

Ahmad Beirami

Meta AI
beirami@fb.com

ABSTRACT

While deep learning through empirical risk minimization (ERM) has succeeded at achieving human-level performance at a variety of complex tasks, ERM generalizes poorly to distribution shift. This is partly explained by overfitting to spurious features such as background in images or named entities in natural language. Synthetic data augmentation followed by empirical risk minimization (DA-ERM) is a simple and widely used solution to remedy this problem. In addition, consistency regularization could be applied to further promote model performance to be consistent on the augmented sample and the original one. In this paper, we propose data augmented invariant regularization (DAIR), a simple form of consistency regularization that is applied directly on the loss function rather than intermediate features, making it widely applicable regardless of network architecture or problem setup. We apply DAIR to multiple real-world learning problems, namely robust regression, visual question answering, robust deep neural network training, and neural task-oriented dialog modeling. Our experiments show that DAIR consistently outperforms ERM and DA-ERM with little marginal cost and sets new state-of-the-art results in several benchmarks.

1 Introduction

Deep neural networks are widely used in various applications ranging from computer vision to language processing. While deep learning has surpassed human-level performance in numerous tasks, neural networks are extremely vulnerable to overfitting to spurious correlations and therefore fail to generalize even under slight perturbations of the test distribution [Arjovsky et al., 2019]. This observation motivated the research community to tackle the problem of *domain generalization* (see [Ribeiro et al., 2020] for a detailed literature review). Recent benchmark datasets, such as Rotated MNIST [Arjovsky et al., 2019], Colored MNIST [Arjovsky et al., 2019], PACS [Li et al., 2017], VLCS [Fang et al., 2013], Office-Home [Venkateswara et al., 2017], Terra Incognita [Beery et al., 2018] and DomainNet [Peng et al., 2019], have shown difficulties for the generalization of deep neural network models under distribution shifts, and have sparked invention of many new algorithmic frameworks to address domain generalization. A standard approach for improving out-of-distribution performance is to guarantee that learned models are invariant to certain transformations. For example, trained models for computer vision should generally be invariant to rotations, color, or background.

Geometric deep learning bakes such invariances into the neural network architecture. For example, convolutional layers [Lecun et al., 1998] are fundamentally preserving translations. There are other specifically designed networks to maintain invariances: Zaheer et al. [2017] studied the problem of designing models for machine learning tasks defined on sets and characterized the permutation invariant functions. Bloem-Reddy and Teh [2020] obtained generative

functional representations of probability distributions that are invariant under the action of a compact group. Finzi et al. [2021] provided an algorithm for solving for the equivariant layers of matrix groups.

Data augmentation promotes invariances in models by curating synthetic examples that exhibit the desired invariances. Tensmeyer and Martinez [2016] showed simple image transformations affect the CNN representations. Mixup [Zhang et al., 2017], CutMix [Yun et al., 2019] and Cutout [DeVries and Taylor, 2017] showed linear combination and random blocking features improves generalization of state-of-the-art neural network architectures. Volpi et al. [2018], Zhou et al. [2020] showed data augmentation with adversarial images could make the label classifier more robust to unknown domain shifts. Cubuk et al. [2018], Lim et al. [2019] introduced a procedure which automatically searches for improved data augmentation policies. Zhou et al. [2020] showed data augmentation with adversarial images could make the label classifier more robust to unknown domain shifts. Nam et al. [2021] improved domain generalization by reducing the intrinsic style bias of CNNs through training a separate network for randomizing the style of images and generating augmented data during training.

Consistency regularization can be further applied on top of data augmentation to enhance invariance by enforcing similarities on the model. Engstrom et al. [2018], Kannan et al. [2018], Zhang et al. [2019] utilized consistency regularization to train robust neural networks against adversarial attacks. This has been applied to unsupervised learning [Sinha and Dieng, 2021], self-supervised learning [Chen et al., 2020, von Kügelgen et al., 2021], and semi-supervised learning to exploit unlabeled data [Bachman et al., 2014, Laine and Aila, 2016, Sohn et al., 2020, Xie et al., 2020].

Besides the directions mentioned above, researchers have proposed numerous algorithmic solutions to impose invariance and improve domain generalization such as DANN [Ganin et al., 2016], IRM [Ghifary et al., 2015], DRO [Sagawa et al., 2019], MLDG [Li et al., 2018a], CORAL [Sun and Saenko, 2016], MMD [Li et al., 2018b], CDANN [Li et al., 2018c], REx [Krueger et al., 2021], TRANSFER [Zhang et al., 2021] and PRL [Robey et al., 2022]. These approaches are usually more complex than conventional empirical risk minimization (ERM) and hence they cannot be readily applied to involved tasks with non-trivial model architectures. For example, in generative language models imposing a constraint on the intermediate data representations is non-trivial, which is required by CORAL [Sun and Saenko, 2016]. Recently, Gulrajani and Lopez-Paz [2020] demonstrated that ERM may even outperform many such complex methods in real-world scenarios, while ERM itself is known to generalize poorly to distribution shift. For example, in learning neural dialog models, Qian et al. [2021] showed up to 29% performance drop due to the memorization of named entities. Ribeiro et al. [2020] showed that both commercial and state-of-art language models fail on up to 76.4% of the generalization tests.

In this paper, we propose a consistency regularization technique, called data augmented invariant regularization (DAIR). DAIR is applicable when data augmentation results in pairs of data samples expecting consistent performance, and penalizes the loss inconsistency between the pair. This is in contrast to many feature consistency regularizers that apply on an intermediate embedding space. As a result, DAIR only requires marginal cost on top of data augmentation, and is broadly applicable to a wide host of learning tasks, including generative models. We introduce the DAIR formulation, motivate it, and theoretically prove some of its properties in Section 2. We empirically evaluate DAIR on a variety of problems ranging from defense against adversarial attacks to domain generalization in the presence of environment shift in Section 3, where our experimental results show that DAIR is competitive with state-of-the-art algorithms specifically designed for these problems.

2 Data Augmented Invariant Regularization

For a data sample $z = (x, y)$, let $\ell(z; \theta)$ be its parametric loss function, where θ is the set of model parameters (e.g., network weights). The popular Empirical Risk Minimization (ERM) framework trains the model by minimizing the expected value of the following loss over the training data:

$$f_{\text{ERM}}(z; \theta) = \ell(z; \theta). \quad (\text{ERM})$$

We assume that we have access to a (potentially randomized) data augementer function $A(\cdot)$. Examples for A include (random) rotation, change of background, or change of entity names. Such augmenters aim at capturing the transformations against which we wish to be invariant. Given a sample z , let $\tilde{z} = (\tilde{x}, \tilde{y}) = A(z)$ denote an augmented sample. Previous work has used both original and augmented examples during training, which leads to the following standard objective function, called Data Augmented Empirical Risk Minimization (DA-ERM):

$$f_{\text{DA-ERM}}(z, \tilde{z}; \theta) = \frac{1}{2}\ell(z; \theta) + \frac{1}{2}\ell(\tilde{z}; \theta). \quad (\text{DA-ERM})$$

While DA-ERM has been successful in many applications, one natural question is whether we can further improve upon it using the knowledge that the performance on augmented samples should be consistent with the original

ones. Consistency regularization further penalizes DA-ERM for any such inconsistency at the feature/loss level: $f_{\text{Consistency}, \mathcal{D}, \lambda}(z, \tilde{z}; \theta) = f_{\text{DA-ERM}}(z, \tilde{z}; \theta) + \lambda \mathcal{D}(z, \tilde{z}; \theta)$, where $\mathcal{D}(z, \tilde{z}; \theta)$ is a proper divergence between the original sample representation and the augmented sample representation, and where the goal of the regularizer applied at some intermediate feature space is to maintain the performance of the model on z and \tilde{z} consistent. In this paper, we focus on a specific type of such regularization, called data augmented invariant regularization (DAIR):

$$\begin{aligned} f_{\text{DAIR}, \mathcal{R}, \lambda}(z, \tilde{z}; \theta) &= f_{\text{DA-ERM}}(z, \tilde{z}; \theta) + \lambda \mathcal{D}(z, \tilde{z}; \theta) \\ &= \frac{1}{2} \ell(z; \theta) + \frac{1}{2} \ell(\tilde{z}; \theta) + \lambda \mathcal{R}(\ell(z; \theta), \ell(\tilde{z}; \theta)), \end{aligned} \quad (\text{DAIR})$$

where the regularization is directly applied to the loss. The idea behind DAIR is to simply promote $\ell(z; \theta) \approx \ell(\tilde{z}; \theta)$, and ignore the features or even the rest of the possible outcomes of y and simply focus on the current sample's loss. Hence, DAIR is a relatively weak form of consistency regularization only enforcing an original sample and an augmented one to be equally likely under the learned model (assuming loss is a log-likelihood function). This weaker form of consistency is suitable for problems where feature consistency may not be conceptually meaningful. For instance, in language modeling when a pair of sentences differ in their corresponding named entities, it is not clear why we should enforce their embeddings to be similar, however, loss consistency is still meaningful promoting the probability of label given input to be the same on the original and the augmented samples.

We remark that DAIR requires pairing information between original and augmented samples, which may not always be available (e.g., DomainBed [Gulrajani and Lopez-Paz, 2020]). However, we show that this simple approach is still broadly applicable to various real-world problems regardless of model architecture, and is indeed competitive with state-of-the-art methods for imposing invariance. As it turns out, we are particularly interested in a particular form of the DAIR regularizer:

$$\mathcal{R}_{\text{sq}}(\ell(z; \theta), \ell(\tilde{z}; \theta)) := \left(\sqrt{\ell(z; \theta)} - \sqrt{\ell(\tilde{z}; \theta)} \right)^2, \quad (\text{SQ Regularizer})$$

and we call this variant DAIR-SQ. Note that \mathcal{R}_{sq} has the same scale as the loss function ℓ , making it easier to tune λ . Empirically we observe that the optimal λ for all the experiments mentioned later in the paper falls in $[0.2, 100]$, across various tasks (from regression to sequence-to-sequence generative modeling). Further justification on DAIR-SQ will be provided through the rest of this section.

Finally, in most (real-world) applications performance is measured through 0-1 metrics other than the loss function. For example, we are usually concerned with accuracy in image classification while we optimize cross-entropy loss. Let $F(z; \theta) \in \{0, 1\}$ denote a 0-1 evaluation performance metric of interest, e.g., accuracy. Given the sample z (or \tilde{z}), the model performance is captured by $F(z; \theta)$ (or $F(\tilde{z}; \theta)$). For any z such that $F(z; \theta) = 1$, we define the corresponding consistency metric as:

$$\text{CM}(z, \tilde{z}; \theta) = \mathbb{I}\{F(\tilde{z}; \theta) = 1 \mid F(z; \theta) = 1\}. \quad (\text{Consistency Metric})$$

Notice that similarly to the original performance metric, which is only used for model evaluation, we use the consistency metric at evaluation time only.

2.1 What does DAIR offer beyond DA-ERM?

To motivate DAIR, we consider a toy example through which we demonstrate that DAIR can fundamentally outperform DA-ERM, even in the limit of infinite training samples (no overfitting due to finite samples). Consider a linear regression problem where at the training time the input is $\mathbf{x}_{\text{train}} = (x, s = y)$ and the label y , i.e., $z_{\text{train}} = (\mathbf{x}_{\text{train}}, y)$. Here, $x \sim \mathcal{N}(0, \sigma_x^2)$, and $y = x + \varepsilon$, where ε is independent of x and $\varepsilon \sim \mathcal{N}(0, \sigma_\varepsilon^2)$. In this example, the target is explicitly provided as a spurious feature to the learner at the training time. At test time, the spurious feature is absent, i.e., $\mathbf{x}_{\text{test}} = (x, s = 0)$.

Clearly, in this toy example, the optimal regressor is $w^* = (w_1^*, w_2^*)^\top = (1, 0)^\top$. However, absent the knowledge of the spurious feature vanilla ERM will learn $w_{\text{ERM}} \approx (0, 1)^\top$, completely overfitting the spurious feature. We assume that the learner has access to a data augmentation module that generates $\tilde{z} = A(z; a, \sigma_n^2) = (\mathbf{x}_{\text{aug}}, y)$, such that $\mathbf{x}_{\text{aug}} = (x, s = ay + n)$ where $n \sim \mathcal{N}(0, \sigma_n^2)$. The augmented data will encourage the learned model to become invariant to the spurious feature. In Figure 1, we perform simulations with $a = 0.5$, $\sigma_x^2 = 1$, $\sigma_\varepsilon^2 = 0.25$, $\sigma_n^2 = 0.1$ and plot four linear regressors

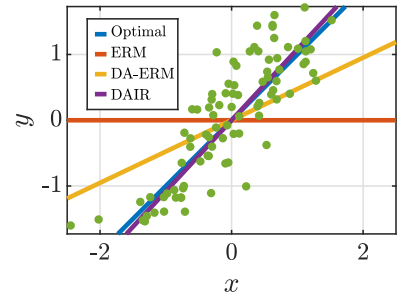
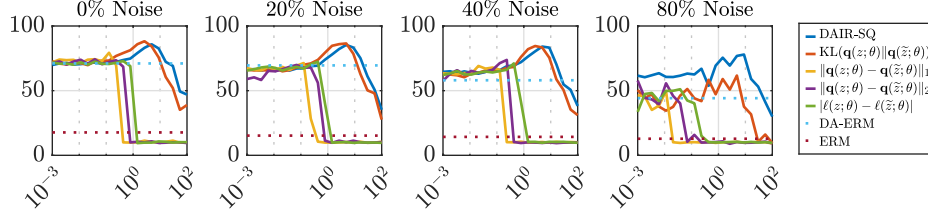
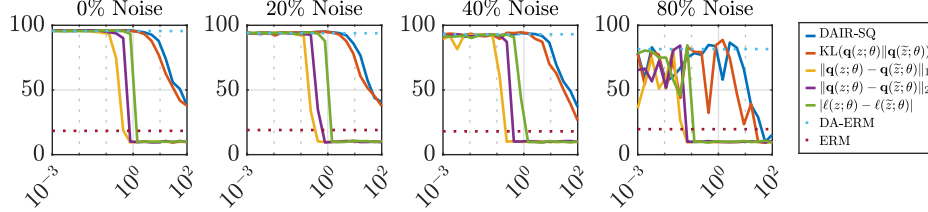


Figure 1: The plot of the optimal, ERM, DA-ERM and DAIR-SQ ($\lambda = 100$) regressors for the toy example of Section 2.1.

Figure 2: Test accuracy as a function of λ for different noise levels for **Weak Rotation** augmentation.Figure 3: Test accuracy as a function of λ for different noise levels for **Strong Rotation** augmentation.

associated with the slope of their respective w_1 . We ignore w_2 as the second spurious feature is absent at test time and hence w_2 does not impact test performance. The optimal regressor is shown as the blue line, with a slope of 1. ERM (red line) completely fails due to the overfitting to the spurious feature. DA-ERM (orange line) significantly improves over ERM but still is far from optimal performance. DAIR-SQ (purple line) almost recovers the optimal solution. This is not a coincidence. We prove that DAIR-SQ is optimal for a class of linear regression problems, while DA-ERM does not approach optimal performance even in the limit of infinite samples.

Proposition 1 (informal). *Consider the class of linear regression problems where a subset of features are spurious (correlated with the output at training time but the correlation pattern is absent or different at test time). Assume that the learner has access to a data augmentation module that perturbs the spurious features. Then, DAIR-SQ achieves optimal test error as number of samples grows and $\lambda \rightarrow \infty$. On the other hand, DA-ERM cannot generally recover optimal performance even in the limit of infinite training data.*

The rigorous statement and proof of Proposition 1 is relegated to Appendix A. One can show that simple data independent regularization methods (e.g. weight decay) cannot help close the gap between the performance of DA-ERM and DAIR (see Proposition 7). While the toy example presented an extreme case with a spurious feature equal to the output, we prove theoretically that the same conclusion holds as long as a subset of features have different correlation patterns with the output at training and test time (see Proposition 8 for the general multi-variate linear regression setup). Note that in this toy example when $\sigma_n \rightarrow \infty$, DA-ERM could also recover w^* . One can interpret that as $\sigma_n \rightarrow \infty$, the augmenter becomes stronger and forces w_2 to vanish. On the other hand, DAIR recovers w^* with a much weaker augmenter. This is crucial since in real-world applications, designing strong augmentation schemes requires careful design. We will expand on this in Section 2.2.

2.2 DAIR vs consistency regularization

In this section, we empirically compare ERM, DA-ERM and some variants of consistency regularization, including two DAIR variants on two classification tasks using CNNs. Let $\mathbf{q}(z; \theta)$ be the output of the model right after the softmax layer. If we treat the loss function as (un-normalized) negative log-likelihood of the output distribution, and let $\mathbf{q}(z; \theta) \propto e^{-\ell(z; \theta)}$. In addition to DAIR variants, we consider the regularizer to be any proper divergence between the output distributions $\mathbf{q}(z; \theta)$ and $\mathbf{q}(\tilde{z}; \theta)$, such as \mathcal{L}_2 distance or KL divergence, which will promote $\mathbf{q}(z; \theta) \approx \mathbf{q}(\tilde{z}; \theta)$.

Rotated MNIST [Ghifary et al., 2015] is a dataset where MNIST digits are rotated. We work with two different sets of degrees of rotation for Rotated MNIST. The first one is *Weak Rotation* where the digits are rotated uniformly at random $[0, \frac{\pi}{6})$ radians. In *Strong Rotation* the digits are rotated uniformly at random $[0, 2\pi)$ radians. To evaluate the robustness of the methods, we further add label noise at training time where the label is replaced with a digit chosen from $\{0, \dots, 9\}$ uniformly at random with a certain probability. No label noise is added at test time. Detailed setup is in Appendix B. Model architecture and training parameters are detailed Appendix B.

In the first experiment, we use Weak Rotation for data augmentation while at test time we use Strong Rotation. Thus, some test time rotations have not been observed at training time. Figure 2 shows the test performance of all algorithms

(averaged over three runs) as a function of λ . As can be seen, ERM (with no data augmentation) does not generalize to rotated test images and performs poorly. DA-ERM offers significant performance improvement over ERM. When λ is very small all variants of consistency regularization are virtually the same as DA-ERM. DAIR-SQ and KL regularizer outperform other regularizers and are the only two variants that offer improvement over DA-ERM as λ increases. As the label noise level becomes larger, DAIR-SQ is more robust than KL regularizer and offers the best performance.

Besides DAIR-SQ and KL regularizer, it is noteworthy that the other consistency regularization variants did not offer improvement over DA-ERM and they converged to poor local minima with 10% test accuracy (random) for large λ . We were not able to remedy this by tuning of their step size. See Section 2.3 for further justification of this phenomenon. We also observe that the performance of both DAIR-SQ and KL regularizer achieves a sweet spot for some finite λ , i.e., the performance starts to drop for large values of λ . This is not theoretically expected and can be attributed to the practical issues with solving the consistency regularization problem. We further investigate this phenomenon in Appendix D and provide some explanations.

The setup for the second experiment is the same as the first one, except we also use Strong Rotation in training for augmentation, so there is no test-time distribution shift for DA-ERM. As can be seen in Figure 3, data augmentation achieves very good performance in this case and none of the DAIR regularizers offer any improvement beyond data augmentation. We suspect this to be true in general; if the data augmentation is well-devised and optimized the resulting model could become invariant to the desired transformations at test time. This also agrees with findings of Section 2.1, where we observed that with *strong* augmentation, DA-ERM could potentially result in similar performance as DAIR. Additional experiments on consistency metric can be found in Appendix C.1.

Colored MNIST [Arjovsky et al., 2019] is a binary classification task built on the MNSIT dataset. Digits 0-4 are labeled 1; whereas digits 5-9 are labeled 0. Additionally, 25% label noise is added, i.e., the labels are flipped with probability 0.25, both at train and test time, capping the achievable test accuracy to 75%. In this dataset, each digit is RGB colored. During training, label 1 is given the color green with probability 0.9 and red with probability 0.1. On the other hand, label 0 is given red color with probability 0.9 and green with probability 0.1. This introduces a high degree of spurious correlation between color and the label. Thus, ERM is expected to significantly overfit to color for predicting the label.

At test time, the correlation with color is reversed for digits. Hence, vanilla ERM is expected to perform worse than 50% coin flip at test time. We explore two data augmentation schemes in this experiment. For the *Adversarial Augmentation* (*Adv. Aug.*) setup, the augmented images will have their color flipped (from red to green or vice versa) with probability 0.1. For the *Random Augmentation* (*Rnd. Aug.*) setup, the augmented images are colored uniformly at random. Detailed description of the setup and additional experiments can be found in Appendix B and Appendix C.1, respectively.

Figure 4 suggests that DAIR-SQ and KL consistency regularization achieve $\sim 72\%$ test accuracy using both augmentation schemes, outperforming the state-of-the-art 68% test accuracy reported by IRM [Arjovsky et al., 2019], and almost reaching the 75% cap. We also compare to more recent baselines in Table 12 (Appendix C.1). We note however that this comparison may be unfair because IRM does not have access to any pairing information between the original and the augmented samples. As we observe in the next section, such information is readily available in several real-world benchmarks and DAIR can exploit it to achieve new state-of-the-art results. We also notice that neither variant of DA-ERM achieves test performance better than 50% coin flip in this experiment, while Adversarial Augmentation seems to fare better than Random Augmentation.

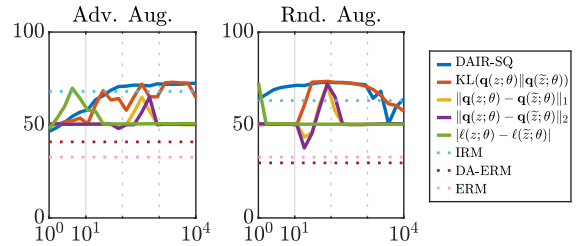


Figure 4: Test accuracy vs λ on Colored MNIST for Adversarial Color augmentation and Random Color augmentation.

Summary. We conclude that DAIR-SQ is more stable and robust than other regularizers, followed by KL divergence consistency regularization. Additionally, DAIR-SQ enjoys the simplicity and computational efficiency, especially when the cardinality of the output is large, e.g., language models where output vector dimension is the same as the vocabulary size. As opposed to KL divergence, DAIR-SQ is also readily applicable to regression with uncountable output.

2.3 Practical considerations for DAIR

While we have already compared DAIR-SQ with several consistency regularization alternatives, we want to specifically focus on a closely related DAIR variant called DAIR-L1, i.e., $\mathcal{R}_1(\ell(z; \theta), \ell(\tilde{z}; \theta)) = |\ell(z; \theta) - \ell(\tilde{z}; \theta)|$. As we already observed in Section 2.2, DAIR-L1 either outright failed or was unstable on majority of the experiments we have performed so far. The following lemma further investigates the discrepancy between DAIR-SQ and DAIR-L1:

Lemma 2. For any non-negative loss function ℓ ,

$$\mathcal{R}_1(z, \tilde{z}; \theta) - \mathcal{R}_{sq}(z, \tilde{z}; \theta) \geq 0,$$

with equality iff $\min\{\ell(\tilde{z}; \theta), \ell(z; \theta), \ell(\tilde{z}; \theta) - \ell(z; \theta)\} = 0$.

The proof of Lemma 2 appears in Appendix A.3. The difference is depicted in Figure 5. This suggests that $\mathcal{R}_{sq}(z, \tilde{z}; \theta)$ incurs a much smaller penalty when $\ell(z; \theta)$ is large. On the other hand, when $\ell(z; \theta) \approx 0$ the regularizer is much stronger and almost equivalent to \mathcal{R}_1 . Why does this matter? At the beginning of training when the network is not yet trained, the loss values on the original samples are large, and \mathcal{R}_{sq} regularizer is weak letting the training to proceed towards a good solution for the original samples. As the network is being trained on original samples and their loss is vanishing, the regularizer starts to force the network to become invariant on the augmented samples. The above hypothesis is also empirically verified on Colored MNIST with Adversarial Augmentation (see Appendix D.3).

We also explore the impact of partial augmentation, where we only augment a certain fraction of the training samples. DAIR shows stable performance compared with DA-ERM when the number of augmented examples are limited. The results are presented in Figure 14 (Appendix E).

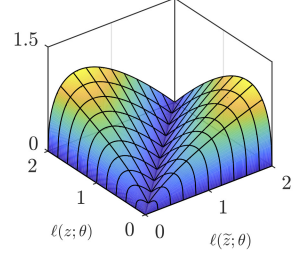


Figure 5: The plot of $\mathcal{R}_1(z, \tilde{z}; \theta) - \mathcal{R}_{sq}(z, \tilde{z}; \theta)$.

2.4 Dependence of DAIR-SQ on λ

While we have already seen that practically the optimal λ lies in the range $[0.2, 100]$, in this section we relate λ to the quality of the solution.

Definition 3 (Empirical Expectation). We use $\hat{\mathbb{E}}$ to denote the empirical expectation over a set of examples \mathcal{S} .

$$\hat{\mathbb{E}}_z \mathcal{L}(z) = \frac{1}{|\mathcal{S}|} \sum_{i \in \mathcal{S}} \mathcal{L}(z_i).$$

Proposition 4. Let $\theta_\lambda^* \in \arg \min_{\theta} f_{DAIR, \mathcal{R}, \lambda}(z, \tilde{z}; \theta)$ and $\tilde{\theta}$ denote any perfectly invariant solution, i.e., $\mathcal{R}(\ell(z; \tilde{\theta}), \ell(\tilde{z}; \tilde{\theta})) = 0$. We have:

$$\hat{\mathbb{E}}_z \left\{ \mathcal{R}(\ell(z; \theta_\lambda^*), \ell(\tilde{z}; \theta_\lambda^*)) \right\} \leq \hat{\mathbb{E}}_z \left\{ \frac{\ell(z; \tilde{\theta}) + \ell(\tilde{z}; \tilde{\theta})}{2\lambda} \right\}.$$

Proposition 4 bounds the value of (SQ Regularizer) inversely proportional to λ . Consider the example of a classification task with K classes where the number of samples in different classes are the same. When the weights are zero, i.e., $\tilde{\theta} = \mathbf{0}$, we have a perfectly invariant solution. Moreover, for this choice, we have $\ell(z; \tilde{\theta}) = \log(K)$ for all z if cross entropy loss is used. The above lemma implies that $\hat{\mathbb{E}}_z \{ \mathcal{R}(\ell(z; \theta_\lambda^*), \ell(\tilde{z}; \theta_\lambda^*)) \} \leq \frac{\log K}{\lambda}$. In other words, we can impose invariance by increasing λ but we don't need a very large λ , reconfirming that $\lambda \leq 100$ sufficed in all of our experiments.

2.5 Convergence of DAIR-SQ

Another natural question is whether DAIR-SQ leads to convergent algorithms when optimized by popular methods such as gradient descent. The following theorem illustrates the rate of convergence of gradient descent for solving DAIR-SQ for a classification task.

Theorem 5. Consider a classification problem with logistic loss, where $\mathbf{x}, \tilde{\mathbf{x}}$ are the input, y is the output and θ denotes model parameters. Assume $\|\mathbf{x}\|, \|\tilde{\mathbf{x}}\| \leq \mathcal{D}_x$, and $\|\theta\| \leq \mathcal{D}_\theta$. After T iterations of gradient descent algorithm (Algorithm 1 in Appendix A.5), we have

$$\|\nabla_{\theta} f_{DAIR, \mathcal{R}, \lambda}(\cdot)\|_2 = \mathcal{O} \left(\frac{(1 + \lambda \sqrt{\mathcal{D}_x \mathcal{D}_\theta}) \mathcal{D}_x^2}{\sqrt{T}} \right).$$

Theorem 5 shows that DAIR penalizes the convergence rate for solving the problem to ϵ -gradient accuracy by a $\lambda \sqrt{\mathcal{D}_x \mathcal{D}_\theta}$ factor as λ increases. The penalty grows linearly with λ , which is consistent with the observation in Appendix D.2. However, we observe that the additional complexity is negligible in practice as we usually do not solve the optimization problems to stationarity but rather stop after certain number of iterations. For all experiments, we solve each task for a certain number of epochs, which is chosen the same as the ERM baseline. While Theorem 5 is established for the gradient descent, it can be extended to the stochastic settings [Lei et al., 2019, Theorem 2] based on the smoothness of the DAIR-SQ loss established in the proof of Theorem 5.

3 Experiments On Real-World Tasks

Next, we empirically evaluate the performance of DAIR. The only hyperparameter that we tune for DAIR is λ (chosen via grid search on validation set), and the rest of the hyperparameters, such as step-size, batch-size, and number of training epochs, are only tuned for the ERM baseline and chosen to be exactly the same for DAIR. The code of our experiments is available here: <https://github.com/optimization-for-data-driven-science/DAIR>.

3.1 Robust Regression: simultaneous domain shift and label noise

In this experiment, we consider a regression task to minimize the root mean square error (RMSE) of the predicted values on samples from the Drug Discovery dataset. The task is to predict the bioactivities given a set of chemical compounds (binary features). We follow the setup of Li et al. [2021] to introduce random noise to corrupt the targets. Furthermore, similar to Colored MNIST, we add a spurious binary feature to the original setup. At training time, the spurious feature is set to 1 if the target is above a threshold (the median of all the targets in the training samples), and 0 otherwise. At test time, this condition is reversed leading to poor generalization. We compare using ERM, DA-ERM and DAIR-SQ formulations under 0%, 20% and 40% noise levels on three baselines: \mathcal{L}_2 loss, Huber loss, and negatively tilted loss [Li et al., 2021], which is called tilted empirical risk minimization (TERM) and is designed for robust regression. For each of these baselines, we perform data augmentation by randomly assigning the spurious feature as 0 or 1 with equal probability. Finally, we apply the DAIR-SQ regularizer to each of these loss functions with $\lambda = 10$.

Algorithms	Test RMSE (Drug Discovery dataset)									
	0% Noise			20% Noise			40% Noise			Clean
	-	DA-	DAIR	-	DA-	DAIR	-	DA-	DAIR	-
\mathcal{L}_2 loss	1.97 (0.00)	1.36 (0.00)	1.23 (0.00)	4.33 (0.04)	2.52 (0.05)	2.04 (0.06)	5.30 (0.04)	3.47 (0.07)	2.99 (0.09)	1.23 (0.00)
Huber [Huber, 1964]	1.84 (0.00)	1.27 (0.00)	1.24 (0.00)	2.93 (0.05)	1.50 (0.02)	1.39 (0.02)	4.40 (0.07)	2.18 (0.04)	1.70 (0.05)	1.16 (0.00)
TERM [Li et al., 2021]	1.74 (0.00)	1.26 (0.00)	1.25 (0.00)	1.87 (0.01)	1.27 (0.01)	1.27 (0.01)	2.01 (0.02)	1.33 (0.01)	1.31 (0.01)	1.23 (0.00)

Table 1: Test RMSE for varying degrees of label noise for ERM, DA-ERM, and DAIR using different losses.

The results of this experiment are reported in Table 1. In the last column of the table we report results on the clean dataset without any spurious features for comparison purposes. As can be seen, without data augmentation all methods fall prey to spurious features and perform poorly, especially as the noise level is increased. It is noteworthy that while TERM is not designed for domain shift, it slightly outperforms the other baselines in the presence of spurious features showing that TERM has some inherent robustness to the domain shift. By adopting data augmentation, testing error decreases but is still quite large as compared to the Clean ERM setup for high values of noise. Notably, DAIR is able to reduce the testing error across all objectives and noise levels with the gap between DAIR and other approaches increasing with the degree of noise. For the noiseless setup, DAIR is able to almost recover the Clean ERM accuracy for all three objectives. The gains achieved with DAIR are prominent for \mathcal{L}_2 and Huber, but marginal for TERM. Finally, DAIR combined with TERM can simultaneously handle domain shift and noisy labels as can be seen in this table.

3.2 Invariant visual question answering

Visual Question Answering (VQA) has diverse applications ranging from visual chatbots to assistants for the visually impaired. In such real-world settings, it is desirable for VQA models to be robust to variations in the input modalities. In this spirit, recent works [Agarwal et al., 2020, Shah et al., 2019, Ray et al., 2019] have studied the robustness and consistency of VQA models under linguistic and visual variations. In this paper, we focus on the InVariant VQA (IV-VQA) dataset which contains semantically edited images corresponding to a subset of the original images from VQA v2 [Goyal et al., 2017]. For each image in this subset, IV-VQA contains one or more edited images constructed by removing an object which is irrelevant to answering the question. A robust model should be invariant to such edits by making the same predictions on the edited image.

We choose the attention based SAAA [Kazemi and Elqursh, 2017] model to match the original setup from Agarwal et al. [2020]. Using DAIR, we enforce consistency in predictions between the original and edited samples. Wherever the edited image is not available, the DAIR formulation reduces to ERM. We use the standard VQA accuracy along with the consistency metrics proposed in Agarwal et al. [2020] to compare our results against the ERM setup and the DA-ERM approach discussed in Agarwal et al. [2020].

The results are reported in Table 2. We measure the accuracy on the original VQA v2 val set and the consistency metrics across edited IV-VQA instances and their corresponding real instances from VQA v2 val set. The consistency metrics measure the three types of flips namely, pos \rightarrow neg, neg \rightarrow pos and neg \rightarrow neg. A pos \rightarrow neg flip indicates that the

Algorithm	ERM (%) [Kazemi and Elqursh, 2017]	DA-ERM (%) [Agarwal et al., 2020]	DAIR-SQ (%)
VQA v2 val	57.10	57.30	57.54
Predictions flipped	11.84	11.68	10.37
pos \rightarrow neg	4.58	4.40	3.80
neg \rightarrow pos	5.17	5.14	4.65
neg \rightarrow neg	2.08	2.14	1.91

Table 2: Accuracy and Consistency metrics on VQA v2 val & IV-VQA test set.

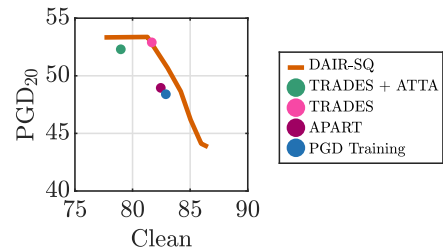
answer predicted with the original image was correct but was wrong with the corresponding edited image. A neg \rightarrow neg flip indicates that the answer changes from original to edited image but is wrong for both. As can be seen, DAIR achieves a higher accuracy as compared to baselines, while improving over all baselines by a minimum of 1.3% under the ‘Predictions flipped’ metric which is the sum of the three types of flips (quantifying performance consistency). This improvement is significant given that the model needs to predict the answer correctly from 3000 candidate answers. While applying DAIR to this task, we observe a trade-off between the VQA accuracy on val and the ‘Predictions flipped’ percentage controlled by the λ parameter. By increasing λ , the ‘Predictions flipped’ percentage decreases, and drops to as low as 7-8% when λ is at 10, albeit sacrificing the VQA accuracy by 5-6%. Thus, for moderate values of λ , DAIR is able to maintain the predictive power while enforcing consistency across variations in the visual space.

3.3 Training robust deep networks against adversarial attacks

Neural networks have been widely used in various applications, especially in computer vision. However, neural networks are vulnerable to adversarial attacks, such as Fast Gradient Sign Method (FGSM) [Goodfellow et al., 2014] and Projected Gradient Descent (PGD) [Madry et al., 2018], where small adversarial perturbations in the input are designed to significantly alter the output prediction.

In this section, we consider training robust neural networks against adversarial attacks and compare with state-of-the-art baseline models which are specifically designed for this task. We evaluate the performance of each algorithm against PGD attacks as well as the clean (no attack-free) accuracy. In our approach, the augmented examples \tilde{z} can be generated by a certain strong attack, such as Projected Gradient Descent (PGD) or CW [Carlini and Wagner, 2017]. We conduct our experiments on CIFAR-10 dataset and compare our approach with several other state-of-the-art baselines.

The performance of our algorithm against the Fast Gradient Sign Method (FGSM) and variants of PGD, is summarized in Table 3, which shows that our results are competitive with the baselines. We report the performance of DAIR-SQ in Table 3 based on the configurations that give the best Clean accuracy (row 3) and the best Robust accuracy against PGD20 (row 6). The trade-off curve shown in Figure 6 suggests that by sweeping the value of λ , DAIR-SQ can achieve a better clean accuracy but a slightly lower PGD20 accuracy, and dominates most of the baseline, while it achieves a similar performance with TRADES. Note that the formulation in TRADES is equivalent to consistency regularization with KL divergence between the logits of the original and adversarial images. As opposed to our setup, the regularizer term in TRADES is also used in solving the maximization problem to generate adversarial images, whereas we only use the original loss for generating the adversarial examples.

Figure 6: PGD20/Clean Acc. trade-off by sweeping λ .

We also report the accuracy consistency metric (CM) in this experiment in Table 3. CM captures the consistency of accuracy on PGD20 attack compared to clean examples. We observe that DAIR-SQ outperforms all baselines, which is in line with its best generalization to different attacks.

3.4 Neural task-oriented dialog modeling

Virtual digital assistants that engage in conversations with human users are rapidly gaining popularity. These devices require the modeling of task-oriented dialog systems that can communicate with users through natural language to accomplish a wide range of tasks. One of the main objectives in task-oriented dialog systems is the Dialog State Tracking (DST), which refers to keeping track of the user goals as the conversation progresses. Among task-oriented dialog datasets, MultiWOZ [Budzianowski et al., 2018] has gained the most popularity owing to the availability of 10k+

#	Algorithm	Clean (%)	FGSM (%)	PGD20 (%)	CM (%)
1	PGD Training [Madry et al., 2018]	82.89	55.38	48.40	–
2	APART [Li et al., 2020]	82.45	55.33	48.95	60.05
3	DAIR-SQ ($\lambda = 6$)	83.04	57.57	50.68	62.66
4	TRADES + ATTA [Zheng et al., 2020]	78.98	55.58	52.30	60.56
5	TRADES [Zhang et al., 2019]	81.67	57.78	52.90	63.14
6	DAIR-SQ ($\lambda = 16.7$)	81.29	58.58	53.37	67.51

Table 3: CIFAR-10 test accuracies under no attack (clean), FGSM, and PGD20 attacks, and accuracy consistency metric between original and PGD20 attack.

	MultiWOZ 2.2 Test JGA	MultiWOZ 2.2 Test JGA w/ SGD entities	CM
SimpleTOD [2020]	0.5483	0.4844	–
SimpleTOD (DA-)	0.5915 (0.0055)	0.5311 (0.0074)	0.8354
SimpleTOD (DAIR)	0.5998 (0.0030)	0.5609 (0.0074)	0.8902

Table 4: DAIR achieves state-of-the-art Joint Goal Accuracy (JGA) on both the original MultiWOZ 2.2 test set [Zang et al., 2020] and well as the MultiWOZ 2.2 test set w/ named entities replaced with SGD [Qian et al., 2021].

realistic dialogs across 8 different domains, and has been improved several times [Wu et al., 2019, Eric et al., 2019, Zang et al., 2020, Han et al., 2021, Qian et al., 2021].

Recently, SimpleTOD [Hosseini-Asl et al., 2020] achieved state-of-the-art results on MultiWOZ using a neural end-to-end modeling approach. However, Qian et al. [2021] observed that the performance of SimpleTOD drops significantly when the test set named entities (which are places in the UK) are replaced with new ones never observed during training (with new entities all based in the US), perhaps due to the memorization of named entities during training. We leverage DAIR-SQ to promote invariance of the dialog policy to named entities in the dialog flow. Here, the data augmentation scheme is a simple one. We replace named entities in the training set with their randomly scrambled version. For example, “cambridge” could be turned into “bmcedrgia.” Details on training data, augmentation schemes and hyper-parameters can be found in Appendix I.

The results are presented in Table 4, where performance is measured in Joint Goal Accuracy (JGA). JGA is a binary metric, and is equal to 1 if the predictions of all dialog states in a turn are correct. As such it is a difficult metric to get right too. As can be seen, both DA-ERM and DAIR outperform SimpleTOD [Hosseini-Asl et al., 2020] on MultiWOZ 2.2 w/ SGD entities [Qian et al., 2021]. Perhaps, more surprisingly, DAIR also outperforms SimpleTOD on the original MultiWOZ 2.2 test set with no distribution shift, which we attribute to better robustness to the named entity memorization problem observed by Qian et al. [2021]. Finally, we also observe that DAIR significantly improves the JGA consistency metric compared to the DA-ERM baseline.

4 Conclusion

In this paper, we proposed a simple yet effective consistency regularization technique, called data augmented invariant regularization (DAIR). DAIR is applicable when data augmentation is used to promote performance invariance across pairs of original and augmented samples, and it enforces the loss to be similar on the original and the augmented samples. We also provided motivation and justification for DAIR, and particularly showed that it can recover the optimal solution in a certain regression task where data augmentation alone is insufficient. We also compared DAIR with other consistency regularizers on several problems and showed that it is more stable and results in better performance. We empirically evaluated DAIR in four real-world machine learning tasks, namely robust regression, invariant visual question answering, training robust deep neural networks, and task-oriented dialog modeling. Our experiments demonstrated a major benefit of DAIR as some other consistency regularizers cannot be applied broadly. Empirically, DAIR set new state-of-the-art results in these benchmarks, demonstrating its effectiveness despite its simplicity.

Several problems remain open for future research: An in-depth theoretical understanding of the properties of DAIR that lead to its superior empirical performance on broad applications is an important open question. Further, automated hyperparameter tuning techniques for the strength of the regularizer is another avenue for future research. Finally, a discussion on limitations and broader impact appears in Appendix J.

References

- Martin Arjovsky, Léon Bottou, Ishaan Gulrajani, and David Lopez-Paz. Invariant risk minimization. *arXiv preprint arXiv:1907.02893*, 2019.
- Marco Tulio Ribeiro, Tongshuang Wu, Carlos Guestrin, and Sameer Singh. Beyond accuracy: Behavioral testing of NLP models with CheckList. In *Proceedings of the 58th Annual Meeting of the Association for Computational Linguistics*, pages 4902–4912, Online, July 2020. Association for Computational Linguistics. doi:10.18653/v1/2020.acl-main.442. URL <https://aclanthology.org/2020.acl-main.442>.
- Da Li, Yongxin Yang, Yi-Zhe Song, and Timothy M Hospedales. Deeper, broader and artier domain generalization. In *Proceedings of the IEEE international conference on computer vision*, pages 5542–5550, 2017.
- Chen Fang, Ye Xu, and Daniel N Rockmore. Unbiased metric learning: On the utilization of multiple datasets and web images for softening bias. In *Proceedings of the IEEE International Conference on Computer Vision*, pages 1657–1664, 2013.
- Hemanth Venkateswara, Jose Eusebio, Shayok Chakraborty, and Sethuraman Panchanathan. Deep hashing network for unsupervised domain adaptation. In *Proceedings of the IEEE conference on computer vision and pattern recognition*, pages 5018–5027, 2017.
- Sara Beery, Grant Van Horn, and Pietro Perona. Recognition in terra incognita. In *Proceedings of the European Conference on Computer Vision (ECCV)*, pages 456–473, 2018.
- Xingchao Peng, Qinxun Bai, Xide Xia, Zijun Huang, Kate Saenko, and Bo Wang. Moment matching for multi-source domain adaptation. In *Proceedings of the IEEE/CVF International Conference on Computer Vision*, pages 1406–1415, 2019.
- Y. Lecun, L. Bottou, Y. Bengio, and P. Haffner. Gradient-based learning applied to document recognition. *Proceedings of the IEEE*, 86(11):2278–2324, 1998. doi:10.1109/5.726791.
- Manzil Zaheer, Satwik Kottur, Siamak Ravanbakhsh, Barnabas Poczos, Russ R Salakhutdinov, and Alexander J Smola. Deep sets. In I. Guyon, U. V. Luxburg, S. Bengio, H. Wallach, R. Fergus, S. Vishwanathan, and R. Garnett, editors, *Advances in Neural Information Processing Systems*, 2017.
- Benjamin Bloem-Reddy and Yee Whye Teh. Probabilistic symmetries and invariant neural networks. *J. Mach. Learn. Res.*, 21:90–1, 2020.
- Marc Finzi, Max Welling, and Andrew Gordon Wilson. A practical method for constructing equivariant multilayer perceptrons for arbitrary matrix groups. *arXiv preprint arXiv:2104.09459*, 2021.
- Christopher Tensmeyer and Tony Martinez. Improving invariance and equivariance properties of convolutional neural networks. 2016.
- Hongyi Zhang, Moustapha Cisse, Yann N Dauphin, and David Lopez-Paz. mixup: Beyond empirical risk minimization. *arXiv preprint arXiv:1710.09412*, 2017.
- Sangdoo Yun, Dongyoon Han, Seong Joon Oh, Sanghyuk Chun, Junsuk Choe, and Youngjoon Yoo. Cutmix: Regularization strategy to train strong classifiers with localizable features. In *Proceedings of the IEEE/CVF International Conference on Computer Vision*, pages 6023–6032, 2019.
- Terrance DeVries and Graham W Taylor. Improved regularization of convolutional neural networks with cutout. *arXiv preprint arXiv:1708.04552*, 2017.
- Riccardo Volpi, Hongseok Namkoong, Ozan Sener, John Duchi, Vittorio Murino, and Silvio Savarese. Generalizing to unseen domains via adversarial data augmentation. *arXiv preprint arXiv:1805.12018*, 2018.
- Kaiyang Zhou, Yongxin Yang, Timothy Hospedales, and Tao Xiang. Deep domain-adversarial image generation for domain generalisation. In *Proceedings of the AAAI Conference on Artificial Intelligence*, volume 34, pages 13025–13032, 2020.
- Ekin D Cubuk, Barret Zoph, Dandelion Mane, Vijay Vasudevan, and Quoc V Le. Autoaugment: Learning augmentation policies from data. *arXiv preprint arXiv:1805.09501*, 2018.
- Sunghun Lim, Ildoo Kim, Taesup Kim, Chiheon Kim, and Sungwoong Kim. Fast autoaugment. *Advances in Neural Information Processing Systems*, 32:6665–6675, 2019.
- Hyeonseob Nam, HyunJae Lee, Jongchan Park, Wonjun Yoon, and Donggeun Yoo. Reducing domain gap by reducing style bias. In *Proceedings of the IEEE/CVF Conference on Computer Vision and Pattern Recognition*, pages 8690–8699, 2021.
- Logan Engstrom, Andrew Ilyas, and Anish Athalye. Evaluating and understanding the robustness of adversarial logit pairing. *arXiv preprint arXiv:1807.10272*, 2018.

- Harini Kannan, Alexey Kurakin, and Ian Goodfellow. Adversarial logit pairing. *arXiv preprint arXiv:1803.06373*, 2018.
- Hongyang Zhang, Yaodong Yu, Jiantao Jiao, Eric Xing, Laurent El Ghaoui, and Michael Jordan. Theoretically principled trade-off between robustness and accuracy. In *International Conference on Machine Learning*, 2019.
- Samarth Sinha and Adji B Dieng. Consistency regularization for variational auto-encoders. *arXiv preprint arXiv:2105.14859*, 2021.
- Yining Chen, Colin Wei, Ananya Kumar, and Tengyu Ma. Self-training avoids using spurious features under domain shift. *arXiv preprint arXiv:2006.10032*, 2020.
- Julius von Kügelgen, Yash Sharma, Luigi Gresele, Wieland Brendel, Bernhard Schölkopf, Michel Besserve, and Francesco Locatello. Self-supervised learning with data augmentations provably isolates content from style. *arXiv preprint arXiv:2106.04619*, 2021.
- Philip Bachman, Ouais Alsharif, and Doina Precup. Learning with pseudo-ensembles. *Advances in neural information processing systems*, 27:3365–3373, 2014.
- Samuli Laine and Timo Aila. Temporal ensembling for semi-supervised learning. *arXiv preprint arXiv:1610.02242*, 2016.
- Kihyuk Sohn, David Berthelot, Chun-Liang Li, Zizhao Zhang, Nicholas Carlini, Ekin D Cubuk, Alex Kurakin, Han Zhang, and Colin Raffel. Fixmatch: Simplifying semi-supervised learning with consistency and confidence. *arXiv preprint arXiv:2001.07685*, 2020.
- Qizhe Xie, Minh-Thang Luong, Eduard Hovy, and Quoc V Le. Self-training with noisy student improves imagenet classification. In *Proceedings of the IEEE/CVF Conference on Computer Vision and Pattern Recognition*, pages 10687–10698, 2020.
- Yaroslav Ganin, Evgeniya Ustinova, Hana Ajakan, Pascal Germain, Hugo Larochelle, François Laviolette, Mario Marchand, and Victor Lempitsky. Domain-adversarial training of neural networks. *The journal of machine learning research*, 17(1):2096–2030, 2016.
- Muhammad Ghifary, W Bastiaan Kleijn, Mengjie Zhang, and David Balduzzi. Domain generalization for object recognition with multi-task autoencoders. In *Proceedings of the IEEE international conference on computer vision*, pages 2551–2559, 2015.
- Shiori Sagawa, Pang Wei Koh, Tatsunori B Hashimoto, and Percy Liang. Distributionally robust neural networks for group shifts: On the importance of regularization for worst-case generalization. *arXiv preprint arXiv:1911.08731*, 2019.
- Da Li, Yongxin Yang, Yi-Zhe Song, and Timothy Hospedales. Learning to generalize: Meta-learning for domain generalization. In *Proceedings of the AAAI Conference on Artificial Intelligence*, volume 32, 2018a.
- Baochen Sun and Kate Saenko. Deep CORAL: Correlation alignment for deep domain adaptation. In *European conference on computer vision*, pages 443–450. Springer, 2016.
- Haoliang Li, Sinno Jialin Pan, Shiqi Wang, and Alex C Kot. Domain generalization with adversarial feature learning. In *Proceedings of the IEEE Conference on Computer Vision and Pattern Recognition*, pages 5400–5409, 2018b.
- Ya Li, Xinmei Tian, Mingming Gong, Yajing Liu, Tongliang Liu, Kun Zhang, and Dacheng Tao. Deep domain generalization via conditional invariant adversarial networks. In *Proceedings of the European Conference on Computer Vision (ECCV)*, pages 624–639, 2018c.
- David Krueger, Ethan Caballero, Joern-Henrik Jacobsen, Amy Zhang, Jonathan Binas, Dinghuai Zhang, Remi Le Priol, and Aaron Courville. Out-of-distribution generalization via risk extrapolation (REx). In Marina Meila and Tong Zhang, editors, *Proceedings of the 38th International Conference on Machine Learning*, volume 139 of *Proceedings of Machine Learning Research*, pages 5815–5826. PMLR, 18–24 Jul 2021. URL <https://proceedings.mlr.press/v139/krueger21a.html>.
- Guojun Zhang, Han Zhao, Yaoliang Yu, and Pascal Poupart. Quantifying and improving transferability in domain generalization. *Advances in Neural Information Processing Systems*, 34, 2021.
- Alexander Robey, Luiz FO Chamon, George J Pappas, and Hamed Hassani. Probabilistically robust learning: Balancing average-and worst-case performance. *arXiv preprint arXiv:2202.01136*, 2022.
- Ishaan Gulrajani and David Lopez-Paz. In search of lost domain generalization. *ICLR*, 2020.
- Kun Qian, Ahmad Beirami, Zhouhan Lin, Ankita De, Alborz Geramifard, Zhou Yu, and Chinnadhurai Sankar. Annotation inconsistency and entity bias in MultiWOZ. *The 22nd Annual Meeting of the Special Interest Group on Discourse and Dialogue (SIGDIAL)*, July 2021.

- Yunwen Lei, Ting Hu, Guiying Li, and Ke Tang. Stochastic gradient descent for nonconvex learning without bounded gradient assumptions. *IEEE transactions on neural networks and learning systems*, 31(10):4394–4400, 2019.
- Tian Li, Ahmad Beirami, Maziar Sanjabi, and Virginia Smith. Tilted empirical risk minimization. *ICLR*, 2021.
- Peter J. Huber. Robust estimation of a location parameter. *Annals of Mathematical Statistics*, 35:492–518, 1964.
- Vedika Agarwal, Rakshith Shetty, and Mario Fritz. Towards causal VQA: Revealing and reducing spurious correlations by invariant and covariant semantic editing. In *Proceedings of the IEEE Conference on Computer Vision and Pattern Recognition*, 2020.
- Meet Shah, Xinlei Chen, Marcus Rohrbach, and Devi Parikh. Cycle-consistency for robust visual question answering. In *2019 Conference on Computer Vision and Pattern Recognition (CVPR)*, 2019.
- Arijit Ray, Karan Sikka, Ajay Divakaran, Stefan Lee, and Giedrius Burachas. Sunny and dark outside?! improving answer consistency in vqa through entailed question generation. In *EMNLP/IJCNLP*, 2019.
- Yash Goyal, Tejas Khot, Douglas Summers-Stay, Dhruv Batra, and Devi Parikh. Making the V in VQA matter: Elevating the role of image understanding in Visual Question Answering. In *Conference on Computer Vision and Pattern Recognition (CVPR)*, 2017.
- V. Kazemi and A. Elqursh. Show, ask, attend, and answer: A strong baseline for visual question answering. *ArXiv*, abs/1704.03162, 2017.
- Ian J. Goodfellow, Jonathon Shlens, and Christian Szegedy. Explaining and harnessing adversarial examples. *arXiv preprint arXiv:1412.6572*, 2014.
- Aleksander Madry, Aleksandar Makelov, Ludwig Schmidt, Dimitris Tsipras, and Adrian Vladu. Towards deep learning models resistant to adversarial attacks. In *International Conference on Learning Representations*, 2018.
- Nicholas Carlini and David Wagner. Towards evaluating the robustness of neural networks, 2017.
- Zichao Li, Liyuan Liu, Chengyu Dong, and Jingbo Shang. Overfitting or underfitting? understand robustness drop in adversarial training, 2020.
- Haizhong Zheng, Ziqi Zhang, Juncheng Gu, Honglak Lee, and Atul Prakash. Efficient adversarial training with transferable adversarial examples. In *Proceedings of the IEEE Conference on Computer Vision and Pattern Recognition (CVPR)*, 2020.
- Paweł Budzianowski, Tsung-Hsien Wen, Bo-Hsiang Tseng, Inigo Casanueva, Stefan Ultes, Osman Ramadan, and Milica Gašić. Multiwoz—a large-scale multi-domain wizard-of-oz dataset for task-oriented dialogue modelling. *arXiv preprint arXiv:1810.00278*, 2018.
- Chien-Sheng Wu, Andrea Madotto, Ehsan Hosseini-Asl, Caiming Xiong, Richard Socher, and Pascale Fung. Transferable multi-domain state generator for task-oriented dialogue systems, 2019.
- Mihail Eric, Rahul Goel, Shachi Paul, Abhishek Sethi, Sanchit Agarwal, Shuyang Gao, and Dilek Hakkani-Tur. Multiwoz 2.1: Multi-domain dialogue state corrections and state tracking baselines. *arXiv preprint arXiv:1907.01669*, 2019.
- Xiaoxue Zang, Abhinav Rastogi, Srinivas Sunkara, Raghav Gupta, Jianguo Zhang, and Jindong Chen. Multiwoz 2.2: A dialogue dataset with additional annotation corrections and state tracking baselines, 2020.
- Ting Han, Ximing Liu, Ryuichi Takanobu, Yixin Lian, Chongxuan Huang, Dazhen Wan, Wei Peng, and Minlie Huang. Multiwoz 2.3: A multi-domain task-oriented dialogue dataset enhanced with annotation corrections and co-reference annotation, 2021.
- Ehsan Hosseini-Asl, Bryan McCann, Chien-Sheng Wu, Semih Yavuz, and Richard Socher. A simple language model for task-oriented dialogue. *NeurIPS*, 2020.
- Yurii Nesterov. *Introductory lectures on convex optimization: A basic course*, volume 87. Springer Science & Business Media, 2003.
- Kaiming He, Xiangyu Zhang, Shaoqing Ren, and Jian Sun. Identity mappings in deep residual networks, 2016.
- Abhinav Rastogi, Xiaoxue Zang, Srinivas Sunkara, Raghav Gupta, and Pranav Khaitan. Towards scalable multi-domain conversational agents: The schema-guided dialogue dataset, 2020.
- A. H. Miller, W. Feng, A. Fisch, J. Lu, D. Batra, A. Bordes, D. Parikh, and J. Weston. Parlai: A dialog research software platform. *arXiv preprint arXiv:1705.06476*, 2017.
- Mike Lewis, Yinhan Liu, Naman Goyal, Marjan Ghazvininejad, Abdelrahman Mohamed, Omer Levy, Ves Stoyanov, and Luke Zettlemoyer. Bart: Denoising sequence-to-sequence pre-training for natural language generation, translation, and comprehension. *arXiv preprint arXiv:1910.13461*, 2019.

References

- Martin Arjovsky, Léon Bottou, Ishaan Gulrajani, and David Lopez-Paz. Invariant risk minimization. *arXiv preprint arXiv:1907.02893*, 2019.
- Marco Tulio Ribeiro, Tongshuang Wu, Carlos Guestrin, and Sameer Singh. Beyond accuracy: Behavioral testing of NLP models with CheckList. In *Proceedings of the 58th Annual Meeting of the Association for Computational Linguistics*, pages 4902–4912, Online, July 2020. Association for Computational Linguistics. doi:10.18653/v1/2020.acl-main.442. URL <https://aclanthology.org/2020.acl-main.442>.
- Da Li, Yongxin Yang, Yi-Zhe Song, and Timothy M Hospedales. Deeper, broader and artier domain generalization. In *Proceedings of the IEEE international conference on computer vision*, pages 5542–5550, 2017.
- Chen Fang, Ye Xu, and Daniel N Rockmore. Unbiased metric learning: On the utilization of multiple datasets and web images for softening bias. In *Proceedings of the IEEE International Conference on Computer Vision*, pages 1657–1664, 2013.
- Hemanth Venkateswara, Jose Eusebio, Shayok Chakraborty, and Sethuraman Panchanathan. Deep hashing network for unsupervised domain adaptation. In *Proceedings of the IEEE conference on computer vision and pattern recognition*, pages 5018–5027, 2017.
- Sara Beery, Grant Van Horn, and Pietro Perona. Recognition in terra incognita. In *Proceedings of the European Conference on Computer Vision (ECCV)*, pages 456–473, 2018.
- Xingchao Peng, Qinxun Bai, Xide Xia, Zijun Huang, Kate Saenko, and Bo Wang. Moment matching for multi-source domain adaptation. In *Proceedings of the IEEE/CVF International Conference on Computer Vision*, pages 1406–1415, 2019.
- Y. Lecun, L. Bottou, Y. Bengio, and P. Haffner. Gradient-based learning applied to document recognition. *Proceedings of the IEEE*, 86(11):2278–2324, 1998. doi:10.1109/5.726791.
- Manzil Zaheer, Satwik Kottur, Siamak Ravanbakhsh, Barnabas Poczos, Russ R Salakhutdinov, and Alexander J Smola. Deep sets. In I. Guyon, U. V. Luxburg, S. Bengio, H. Wallach, R. Fergus, S. Vishwanathan, and R. Garnett, editors, *Advances in Neural Information Processing Systems*, 2017.
- Benjamin Bloem-Reddy and Yee Whye Teh. Probabilistic symmetries and invariant neural networks. *J. Mach. Learn. Res.*, 21:90–1, 2020.
- Marc Finzi, Max Welling, and Andrew Gordon Wilson. A practical method for constructing equivariant multilayer perceptrons for arbitrary matrix groups. *arXiv preprint arXiv:2104.09459*, 2021.
- Christopher Tensmeyer and Tony Martinez. Improving invariance and equivariance properties of convolutional neural networks. 2016.
- Hongyi Zhang, Moustapha Cisse, Yann N Dauphin, and David Lopez-Paz. mixup: Beyond empirical risk minimization. *arXiv preprint arXiv:1710.09412*, 2017.
- Sangdoon Yun, Dongyoon Han, Seong Joon Oh, Sanghyuk Chun, Junsuk Choe, and Youngjoon Yoo. Cutmix: Regularization strategy to train strong classifiers with localizable features. In *Proceedings of the IEEE/CVF International Conference on Computer Vision*, pages 6023–6032, 2019.
- Terrance DeVries and Graham W Taylor. Improved regularization of convolutional neural networks with cutout. *arXiv preprint arXiv:1708.04552*, 2017.
- Riccardo Volpi, Hongseok Namkoong, Ozan Sener, John Duchi, Vittorio Murino, and Silvio Savarese. Generalizing to unseen domains via adversarial data augmentation. *arXiv preprint arXiv:1805.12018*, 2018.
- Kaiyang Zhou, Yongxin Yang, Timothy Hospedales, and Tao Xiang. Deep domain-adversarial image generation for domain generalisation. In *Proceedings of the AAAI Conference on Artificial Intelligence*, volume 34, pages 13025–13032, 2020.
- Ekin D Cubuk, Barret Zoph, Dandelion Mane, Vijay Vasudevan, and Quoc V Le. Autoaugment: Learning augmentation policies from data. *arXiv preprint arXiv:1805.09501*, 2018.
- Sunghun Lim, Ildoo Kim, Taesup Kim, Chiheon Kim, and Sungwoong Kim. Fast autoaugment. *Advances in Neural Information Processing Systems*, 32:6665–6675, 2019.
- Hyeonseob Nam, HyunJae Lee, Jongchan Park, Wonjun Yoon, and Donggeun Yoo. Reducing domain gap by reducing style bias. In *Proceedings of the IEEE/CVF Conference on Computer Vision and Pattern Recognition*, pages 8690–8699, 2021.
- Logan Engstrom, Andrew Ilyas, and Anish Athalye. Evaluating and understanding the robustness of adversarial logit pairing. *arXiv preprint arXiv:1807.10272*, 2018.

- Harini Kannan, Alexey Kurakin, and Ian Goodfellow. Adversarial logit pairing. *arXiv preprint arXiv:1803.06373*, 2018.
- Hongyang Zhang, Yaodong Yu, Jiantao Jiao, Eric Xing, Laurent El Ghaoui, and Michael Jordan. Theoretically principled trade-off between robustness and accuracy. In *International Conference on Machine Learning*, 2019.
- Samarth Sinha and Adji B Dieng. Consistency regularization for variational auto-encoders. *arXiv preprint arXiv:2105.14859*, 2021.
- Yining Chen, Colin Wei, Ananya Kumar, and Tengyu Ma. Self-training avoids using spurious features under domain shift. *arXiv preprint arXiv:2006.10032*, 2020.
- Julius von Kügelgen, Yash Sharma, Luigi Gresele, Wieland Brendel, Bernhard Schölkopf, Michel Besserve, and Francesco Locatello. Self-supervised learning with data augmentations provably isolates content from style. *arXiv preprint arXiv:2106.04619*, 2021.
- Philip Bachman, Ouais Alsharif, and Doina Precup. Learning with pseudo-ensembles. *Advances in neural information processing systems*, 27:3365–3373, 2014.
- Samuli Laine and Timo Aila. Temporal ensembling for semi-supervised learning. *arXiv preprint arXiv:1610.02242*, 2016.
- Kihyuk Sohn, David Berthelot, Chun-Liang Li, Zizhao Zhang, Nicholas Carlini, Ekin D Cubuk, Alex Kurakin, Han Zhang, and Colin Raffel. Fixmatch: Simplifying semi-supervised learning with consistency and confidence. *arXiv preprint arXiv:2001.07685*, 2020.
- Qizhe Xie, Minh-Thang Luong, Eduard Hovy, and Quoc V Le. Self-training with noisy student improves imagenet classification. In *Proceedings of the IEEE/CVF Conference on Computer Vision and Pattern Recognition*, pages 10687–10698, 2020.
- Yaroslav Ganin, Evgeniya Ustinova, Hana Ajakan, Pascal Germain, Hugo Larochelle, François Laviolette, Mario Marchand, and Victor Lempitsky. Domain-adversarial training of neural networks. *The journal of machine learning research*, 17(1):2096–2030, 2016.
- Muhammad Ghifary, W Bastiaan Kleijn, Mengjie Zhang, and David Balduzzi. Domain generalization for object recognition with multi-task autoencoders. In *Proceedings of the IEEE international conference on computer vision*, pages 2551–2559, 2015.
- Shiori Sagawa, Pang Wei Koh, Tatsunori B Hashimoto, and Percy Liang. Distributionally robust neural networks for group shifts: On the importance of regularization for worst-case generalization. *arXiv preprint arXiv:1911.08731*, 2019.
- Da Li, Yongxin Yang, Yi-Zhe Song, and Timothy Hospedales. Learning to generalize: Meta-learning for domain generalization. In *Proceedings of the AAAI Conference on Artificial Intelligence*, volume 32, 2018a.
- Baochen Sun and Kate Saenko. Deep CORAL: Correlation alignment for deep domain adaptation. In *European conference on computer vision*, pages 443–450. Springer, 2016.
- Haoliang Li, Sinno Jialin Pan, Shiqi Wang, and Alex C Kot. Domain generalization with adversarial feature learning. In *Proceedings of the IEEE Conference on Computer Vision and Pattern Recognition*, pages 5400–5409, 2018b.
- Ya Li, Xinmei Tian, Mingming Gong, Yajing Liu, Tongliang Liu, Kun Zhang, and Dacheng Tao. Deep domain generalization via conditional invariant adversarial networks. In *Proceedings of the European Conference on Computer Vision (ECCV)*, pages 624–639, 2018c.
- David Krueger, Ethan Caballero, Joern-Henrik Jacobsen, Amy Zhang, Jonathan Binas, Dinghuai Zhang, Remi Le Priol, and Aaron Courville. Out-of-distribution generalization via risk extrapolation (REx). In Marina Meila and Tong Zhang, editors, *Proceedings of the 38th International Conference on Machine Learning*, volume 139 of *Proceedings of Machine Learning Research*, pages 5815–5826. PMLR, 18–24 Jul 2021. URL <https://proceedings.mlr.press/v139/krueger21a.html>.
- Guojun Zhang, Han Zhao, Yaoliang Yu, and Pascal Poupart. Quantifying and improving transferability in domain generalization. *Advances in Neural Information Processing Systems*, 34, 2021.
- Alexander Robey, Luiz FO Chamon, George J Pappas, and Hamed Hassani. Probabilistically robust learning: Balancing average-and worst-case performance. *arXiv preprint arXiv:2202.01136*, 2022.
- Ishaan Gulrajani and David Lopez-Paz. In search of lost domain generalization. *ICLR*, 2020.
- Kun Qian, Ahmad Beirami, Zhouhan Lin, Ankita De, Alborz Geramifard, Zhou Yu, and Chinnadhurai Sankar. Annotation inconsistency and entity bias in MultiWOZ. *The 22nd Annual Meeting of the Special Interest Group on Discourse and Dialogue (SIGDIAL)*, July 2021.

- Yunwen Lei, Ting Hu, Guiying Li, and Ke Tang. Stochastic gradient descent for nonconvex learning without bounded gradient assumptions. *IEEE transactions on neural networks and learning systems*, 31(10):4394–4400, 2019.
- Tian Li, Ahmad Beirami, Maziar Sanjabi, and Virginia Smith. Tilted empirical risk minimization. *ICLR*, 2021.
- Peter J. Huber. Robust estimation of a location parameter. *Annals of Mathematical Statistics*, 35:492–518, 1964.
- Vedika Agarwal, Rakshith Shetty, and Mario Fritz. Towards causal VQA: Revealing and reducing spurious correlations by invariant and covariant semantic editing. In *Proceedings of the IEEE Conference on Computer Vision and Pattern Recognition*, 2020.
- Meet Shah, Xinlei Chen, Marcus Rohrbach, and Devi Parikh. Cycle-consistency for robust visual question answering. In *2019 Conference on Computer Vision and Pattern Recognition (CVPR)*, 2019.
- Arijit Ray, Karan Sikka, Ajay Divakaran, Stefan Lee, and Giedrius Burachas. Sunny and dark outside?! improving answer consistency in vqa through entailed question generation. In *EMNLP/IJCNLP*, 2019.
- Yash Goyal, Tejas Khot, Douglas Summers-Stay, Dhruv Batra, and Devi Parikh. Making the V in VQA matter: Elevating the role of image understanding in Visual Question Answering. In *Conference on Computer Vision and Pattern Recognition (CVPR)*, 2017.
- V. Kazemi and A. Elqursh. Show, ask, attend, and answer: A strong baseline for visual question answering. *ArXiv*, abs/1704.03162, 2017.
- Ian J. Goodfellow, Jonathon Shlens, and Christian Szegedy. Explaining and harnessing adversarial examples. *arXiv preprint arXiv:1412.6572*, 2014.
- Aleksander Madry, Aleksandar Makelov, Ludwig Schmidt, Dimitris Tsipras, and Adrian Vladu. Towards deep learning models resistant to adversarial attacks. In *International Conference on Learning Representations*, 2018.
- Nicholas Carlini and David Wagner. Towards evaluating the robustness of neural networks, 2017.
- Zichao Li, Liyuan Liu, Chengyu Dong, and Jingbo Shang. Overfitting or underfitting? understand robustness drop in adversarial training, 2020.
- Haizhong Zheng, Ziqi Zhang, Juncheng Gu, Honglak Lee, and Atul Prakash. Efficient adversarial training with transferable adversarial examples. In *Proceedings of the IEEE Conference on Computer Vision and Pattern Recognition (CVPR)*, 2020.
- Paweł Budzianowski, Tsung-Hsien Wen, Bo-Hsiang Tseng, Inigo Casanueva, Stefan Ultes, Osman Ramadan, and Milica Gašić. Multiwoz—a large-scale multi-domain wizard-of-oz dataset for task-oriented dialogue modelling. *arXiv preprint arXiv:1810.00278*, 2018.
- Chien-Sheng Wu, Andrea Madotto, Ehsan Hosseini-Asl, Caiming Xiong, Richard Socher, and Pascale Fung. Transferable multi-domain state generator for task-oriented dialogue systems, 2019.
- Mihail Eric, Rahul Goel, Shachi Paul, Abhishek Sethi, Sanchit Agarwal, Shuyang Gao, and Dilek Hakkani-Tur. Multiwoz 2.1: Multi-domain dialogue state corrections and state tracking baselines. *arXiv preprint arXiv:1907.01669*, 2019.
- Xiaoxue Zang, Abhinav Rastogi, Srinivas Sunkara, Raghav Gupta, Jianguo Zhang, and Jindong Chen. Multiwoz 2.2: A dialogue dataset with additional annotation corrections and state tracking baselines, 2020.
- Ting Han, Ximing Liu, Ryuichi Takanobu, Yixin Lian, Chongxuan Huang, Dazhen Wan, Wei Peng, and Minlie Huang. Multiwoz 2.3: A multi-domain task-oriented dialogue dataset enhanced with annotation corrections and co-reference annotation, 2021.
- Ehsan Hosseini-Asl, Bryan McCann, Chien-Sheng Wu, Semih Yavuz, and Richard Socher. A simple language model for task-oriented dialogue. *NeurIPS*, 2020.
- Yurii Nesterov. *Introductory lectures on convex optimization: A basic course*, volume 87. Springer Science & Business Media, 2003.
- Kaiming He, Xiangyu Zhang, Shaoqing Ren, and Jian Sun. Identity mappings in deep residual networks, 2016.
- Abhinav Rastogi, Xiaoxue Zang, Srinivas Sunkara, Raghav Gupta, and Pranav Khaitan. Towards scalable multi-domain conversational agents: The schema-guided dialogue dataset, 2020.
- A. H. Miller, W. Feng, A. Fisch, J. Lu, D. Batra, A. Bordes, D. Parikh, and J. Weston. Parlai: A dialog research software platform. *arXiv preprint arXiv:1705.06476*, 2017.
- Mike Lewis, Yinhan Liu, Naman Goyal, Marjan Ghazvininejad, Abdelrahman Mohamed, Omer Levy, Ves Stoyanov, and Luke Zettlemoyer. Bart: Denoising sequence-to-sequence pre-training for natural language generation, translation, and comprehension. *arXiv preprint arXiv:1910.13461*, 2019.

Appendix

In this appendix, we provide proofs of the analyses from Section 2 (Appendix A); details on MNIST experiments (Appendices B to C); practical considerations when DAIR used in training (Appendix D); the impact of partial augmentation (Appendix E); training details on experiments in Section 3 (Appendices F to I). We also include Limitations & Broader Impact in Appendix J. We provide a table of contents below for easier navigation.

Contents

A Proofs	17
A.1 Proof of optimality of DAIR-SQ compared to DA-ERM in linear regression	17
A.2 Proof of optimality of DAIR for a class of linear regression problems (Extension of Section 2.1) . . .	18
A.3 Proof of relation between DAIR-SQ and DAIR-L1 (Lemma 2)	20
A.4 Proof of dependence of DAIR-SQ on λ (Proposition 4)	20
A.5 Proof of convergence of DAIR-SQ (Theorem 5)	21
B Model Architecture and Training Parameters for MNIST Experiments	24
B.1 Colored MNIST	26
B.2 Rotated MNIST	26
C Additional Results on Colored MNIST and Rotated MNIST	27
C.1 Colored MNIST	27
C.2 Rotated MNIST	27
D Practical Considerations when DAIR is Used in Training	29
D.1 Explanations for a practical sweet spot for the performance of DAIR-SQ as a function of λ	29
D.2 Additional evidence on growing cost of training with the regularization strength	29
D.3 Compare DAIR-SQ and DAIR-L1 on avoidance of spurious local min	30
E The Impact of Partial Augmentation	31
F Additional Details on Robust Regression	32
G Setup and Additional Results for Visual Question Answering	33
H Details on Training Robust Neural Networks	34
I Details on Neural Task-Oriented Dialog Modeling	35
J Limitations and Broader Impact	36

A Proofs

A.1 Proof of optimality of DAIR-SQ compared to DA-ERM in linear regression

We first present a formal statement of Proposition 1, followed by proof.

Proposition 6. *Consider a linear regression problem with training point $z_{train} = (\mathbf{x}_{train}, y)$ where $\mathbf{x}_{train} = (x, s = y)$; y denotes label and s denotes the spurious feature. Here, $x \sim \mathcal{N}(0, \sigma_x^2)$, and $y = x + \varepsilon$, where ε is independent of x and $\varepsilon \sim \mathcal{N}(0, \sigma_\varepsilon^2)$. Assume the learner has access to a data augmentation module which generates $z_{aug} = (\mathbf{x}_{aug}, y)$ where $\mathbf{x}_{aug} = (x, s = ay + n)$. Here $n \sim \mathcal{N}(0, \sigma_n^2)$, and $a \in \mathbb{R}$. At test time, the spurious feature is absent, i.e., $\mathbf{x}_{test} = (x, s = 0)$. Both DAIR-SQ and DA-ERM are applied to solve this problem: DAIR-SQ achieves optimal test error as number of samples grows and $\lambda \rightarrow \infty$. On the other hand, DA-ERM cannot generally recover optimal performance even in the limit of infinite training data.*

Proof. First let us present the DA-ERM solution:

$$f_{\text{DA-ERM}}(w) = \mathbb{E} [(w_1 x + w_2 y - y)^2 + (w_1 x + w_2 (ay + n) - y)^2] \quad (1)$$

$$\begin{aligned} &= \mathbb{E} [w_1^2 x^2 + (w_2 - 1)^2 y^2 + 2w_1(w_2 - 1)xy] \\ &\quad + \mathbb{E} [w_1^2 x^2 + (w_2 a - 1)^2 y^2 + w_2^2 n^2] \\ &\quad + \mathbb{E} [2w_1(w_2 a - 1)xy + 2w_1 w_2 x n + 2w_2(w_2 a - 1)yn] \end{aligned} \quad (2)$$

$$\begin{aligned} &= w_1^2 \sigma_x^2 + (w_2 - 1)^2 (\sigma_x^2 + \sigma_\varepsilon^2) + 2w_1(w_2 - 1)\sigma_x^2 \\ &\quad + w_1^2 \sigma_x^2 + (w_2 a - 1)^2 (\sigma_x^2 + \sigma_\varepsilon^2) + w_2^2 \sigma_n^2 \\ &\quad + 2w_1(w_2 a - 1)\sigma_x^2 \end{aligned} \quad (3)$$

$$\begin{aligned} &= (w_1 + w_2 - 1)^2 \sigma_x^2 + (w_2 - 1)^2 \sigma_\varepsilon^2 \\ &\quad + (w_1 + w_2 a - 1)^2 \sigma_x^2 + (w_2 a - 1)^2 \sigma_\varepsilon^2 + w_2^2 \sigma_n^2. \end{aligned} \quad (4)$$

Hence, the solution of $w_{\text{DA-ERM}}^* = \arg \min_w f_{\text{DA-ERM}}(w)$ is given by

$$\begin{aligned} &2w_1^* + (1 + a)w_2^* - 2 = 0, \\ &(w_1^* + w_2^* - 1)\sigma_x^2 + (w_2^* - 1)\sigma_\varepsilon^2 + a(w_1^* + w_2^* a - 1)\sigma_x^2 + a(w_2^* a - 1)\sigma_\varepsilon^2 + w_2^* \sigma_n^2 = 0. \end{aligned} \quad (5)$$

Subsequently,

$$w_{\text{DA-ERM}}^* = \begin{pmatrix} \frac{a^2(\sigma_x^2 + \sigma_\varepsilon^2) - 2a(\sigma_x^2 + \sigma_\varepsilon^2) + \sigma_x^2 + \sigma_\varepsilon^2 + 2\sigma_n^2}{a^2(\sigma_x^2 + 2\sigma_\varepsilon^2) - 2a\sigma_x^2 + \sigma_x^2 + 2(\sigma_\varepsilon^2 + \sigma_n^2)} \\ \frac{2(a+1)\sigma_\varepsilon^2}{a^2(\sigma_x^2 + 2\sigma_\varepsilon^2) - 2a\sigma_x^2 + \sigma_x^2 + 2(\sigma_\varepsilon^2 + \sigma_n^2)} \end{pmatrix}. \quad (6)$$

$$\begin{aligned} w_{\text{DAIR}}^* &= \arg \min_w f_{\text{DAIR}}(w) \\ &= \arg \min_w \mathbb{E} [(w_1 x + w_2 y - y)^2 + (w_1 x + w_2 (ay + n) - y)^2] \\ &\quad + [\lambda (|w_1 x + w_2 y - y| - |w_1 x + w_2 (ay + n) - y|)^2]. \end{aligned}$$

When $\lambda \rightarrow \infty$, we have $w_{\text{DAIR},2}^* = 0$ and hence:

$$w_{\text{DAIR}}^* = \begin{pmatrix} 1 \\ 0 \end{pmatrix}.$$

We then evaluate the testing loss assuming the spurious feature is absent, i.e., $\mathbf{x}_{test} = (x, s = 0)$.

$$\begin{aligned} \ell_{\text{DAIR}}(\mathbf{x}_{test}; w_{\text{DAIR}}^*) &= \mathbb{E} [(w_{\text{DAIR}}^*{}^\top \mathbf{x}_{test} - y)^2] \\ &= \mathbb{E} [(x - (x + \varepsilon))^2] \\ &= \sigma_\varepsilon^2. \end{aligned}$$

$$\begin{aligned}
 \ell_{\text{DA-ERM}}(\mathbf{x}_{\text{test}}; w_{\text{DA-ERM}}^*) &= \mathbb{E} \left[(w_{\text{DA-ERM}}^{*\top} \mathbf{x}_{\text{test}} - y)^2 \right] \\
 &= \mathbb{E} \left[\left(\frac{a^2(\sigma_x^2 + \sigma_\varepsilon^2) - 2a(\sigma_x^2 + \sigma_\varepsilon^2) + \sigma_x^2 + \sigma_\varepsilon^2 + 2\sigma_n^2}{a^2(\sigma_x^2 + 2\sigma_\varepsilon^2) - 2a\sigma_x^2 + \sigma_x + 2(\sigma_\varepsilon^2 + \sigma_n^2)} x - (x + \varepsilon) \right)^2 \right] \\
 &= \sigma_\varepsilon^2 + \frac{(a+1)^4 \sigma_\varepsilon^4 \sigma_x^2}{(a^2(\sigma_x^2 + 2\sigma_\varepsilon^2) - 2a\sigma_x^2 + \sigma_x + 2(\sigma_\varepsilon^2 + \sigma_n^2))^2} \\
 &\geq \ell_{\text{DAIR}},
 \end{aligned}$$

completing the proof. \square

Proposition 7. Consider the case in which a weight decay regularizer $\frac{\gamma}{2}(w_1^2 + w_2^2)$ is added to the DA-ERM, the resulting solution is the following:

$$w_{\text{DA-ERM-WD}}^* = \begin{pmatrix} \frac{a^2(\sigma_\varepsilon^2 + \sigma_x^2) - 2a(\sigma_\varepsilon^2 + \sigma_x^2) + 2\gamma + \sigma_\varepsilon^2 + 2\sigma_n^2 + \sigma_x^2}{a^2(\gamma(\sigma_\varepsilon^2 + \sigma_x^2) + 2\sigma_\varepsilon^2 + \sigma_x^2) - 2a\sigma_x^2 + \gamma^2 + \gamma(\sigma_\varepsilon^2 + \sigma_n^2 + \sigma_x^2 + 2) + 2\sigma_\varepsilon^2 + 2\sigma_n^2 + \sigma_x^2} \\ \frac{(a+1)(\gamma(\sigma_\varepsilon^2 + \sigma_x^2) + 2\sigma_\varepsilon^2)}{a^2(\gamma(\sigma_\varepsilon^2 + \sigma_x^2) + 2\sigma_\varepsilon^2 + \sigma_x^2) - 2a\sigma_x^2 + \gamma^2 + \gamma(\sigma_\varepsilon^2 + \sigma_n^2 + \sigma_x^2 + 2) + 2\sigma_\varepsilon^2 + 2\sigma_n^2 + \sigma_x^2} \end{pmatrix}.$$

Proof of Proposition 7. The proof follows the same idea of Proposition 6 and therefore it is omitted here. \square

Proposition 7 shows that even using the weight decay regularizer would not close the gap between the performance of DA-ERM and DAIR. In other words $w_{\text{DA-ERM-WD}}^* \neq w^* = (1, 0)$ unless $\sigma_n^2 \rightarrow \infty$ and $\gamma = 0$.

A.2 Proof of optimality of DAIR for a class of linear regression problems (Extension of Section 2.1)

Consider a multi-dimension extension of the example in Section 2.1. During training, the input is $\mathbf{x}_{\text{train}} = [x \ s_{\text{train}}]^\top \in \mathbb{R}^{d+k}$ and $y = \mathbf{1}^\top x + \varepsilon$, where $x \sim \mathcal{N}(0, \sigma_x^2 I) \in \mathbb{R}^d$, $\varepsilon \sim \mathcal{N}(0, \sigma_\varepsilon^2)$, $s_{\text{train}} = yv_{\text{train}} + n_{\text{train}}$, $v_{\text{train}} \in \mathbb{R}^k$ and $n_{\text{train}} \sim \mathcal{N}(0, \sigma_{n_{\text{train}}}^2 I) \in \mathbb{R}^k$. Similar to the toy example, we introduce spurious feature s_{train} to mislead the model. ERM based approach should overfit to use the information in s_{train} if $\sigma_{n_{\text{train}}}^2$ is small. Suppose the learner also has access to the augmented datapoints of the form $\mathbf{x}_{\text{aug}} = [x \ s_{\text{aug}}]^\top \in \mathbb{R}^{d+k}$, where $s_{\text{aug}} = yu_{\text{aug}} + n_{\text{aug}}$, $u_{\text{aug}} \in \mathbb{R}^k$, and $n_{\text{aug}} \sim \mathcal{N}(0, \sigma_{n_{\text{aug}}}^2 I) \in \mathbb{R}^k$. The augmented data points will encourage the model to be invariant to the spurious feature during training. The testing data is $\mathbf{x}_{\text{test}} = [x \ \mathbf{0}]^\top \in \mathbb{R}^{d+k}$. Again, the optimal w is $[1 \ \mathbf{0}]^\top$ and we compare the performances of DA-ERM and DAIR. One can think of this is a simplified setup that is aimed at emulating a case with some features, e.g., background, bearing no impact on the labels, whereas they may be (highly) correlated with the label during the training. One may guess the results of comparison as this is the extension of the toy example in the main body of the paper: DAIR mostly works better than DA-ERM. We introduce the formal proposition below.

Proposition 8. Consider the linear least squares regression problem for predicting the target variable y in the problem described above. Assume that the learner has access to a data augmentation module that perturbs the spurious feature, as described above. Consider the population level loss (i.e. number of samples is infinity). Then, for any value of $\sigma_{n_{\text{train}}}^2$, $\sigma_{n_{\text{aug}}}^2$, v_{train} and n_{aug} , DAIR-SQ achieves optimal test error as $\lambda \rightarrow \infty$. On the other hand, DA-ERM cannot obtain optimal performance (other than for only certain corner cases such as $\sigma_{n_{\text{aug}}}^2 \rightarrow \infty$ and/or $\sigma_{n_{\text{train}}}^2 \rightarrow \infty$).

Proof. Assuming the linear least squares regression fit, the objective function of DA-ERM can be written as

$$\begin{aligned}
 2 \mathbb{E}[f_{\text{DA-ERM}}(w)] &= \mathbb{E}[(w^\top \mathbf{x}_{\text{train}} - y)^2 + (w^\top \mathbf{x}_{\text{aug}} - y)^2] \\
 &= \mathbb{E}[(w_1^\top x + w_2^\top s_{\text{train}} - y)^2 + (w_1^\top x + w_2^\top s_{\text{aug}} - y)^2] \\
 &= \mathbb{E}[(w_1^\top x + w_2^\top (v_{\text{train}} y + n_{\text{train}}) - y)^2 + (w_1^\top x + w_2^\top (u_{\text{aug}} y + n_{\text{aug}}) - y)^2] \\
 &= \mathbb{E}[(w_1^\top x + w_2^\top (v_{\text{train}}(\mathbf{1}^\top x + \varepsilon) + n_{\text{train}}) - \mathbf{1}^\top x - \varepsilon)^2] \\
 &\quad + \mathbb{E}[(w_1^\top x + w_2^\top (u_{\text{aug}}(\mathbf{1}^\top x + \varepsilon) + n_{\text{aug}}) - \mathbf{1}^\top x - \varepsilon)^2] \\
 &= \mathbb{E}[(x^\top (w_1 + \mathbf{1} v_{\text{train}} w_2 - \mathbf{1}) + \varepsilon (w_2^\top v_{\text{train}} - 1) + n_{\text{train}} w_2)^2] \\
 &\quad + \mathbb{E}[(x^\top (w_1 + \mathbf{1} u_{\text{aug}} w_2 - \mathbf{1}) + \varepsilon (w_2^\top u_{\text{aug}} - 1) + n_{\text{aug}} w_2)^2] \\
 &= \sigma_x^2 \|w_1 + \mathbf{1} v_{\text{train}} w_2 - \mathbf{1}\|^2 + \sigma_\varepsilon^2 (w_2^\top v_{\text{train}} - 1)^2 + \sigma_{n_{\text{train}}}^2 \|w_2\|^2 \\
 &\quad + \sigma_x^2 \|w_1 + \mathbf{1} u_{\text{aug}} w_2 - \mathbf{1}\|^2 + \sigma_\varepsilon^2 (w_2^\top u_{\text{aug}} - 1)^2 + \sigma_{n_{\text{aug}}}^2 \|w_2\|^2,
 \end{aligned}$$

where $w = [w_1^\top w_2^\top]^\top$ with $w_1 \in \mathbb{R}^d$ and $w_2 \in \mathbb{R}^k$. Expanding the norms will result in

$$\begin{aligned}
 2 \mathbb{E}[f_{\text{DA-ERM}}(w)] &= \sigma_x^2 [w^\top \hat{I} w + 2w^\top \hat{\mathbf{1}} \tilde{v}_{\text{train}}^\top w - 2\hat{\mathbf{1}}^\top w + w^\top \tilde{v}_{\text{train}} \tilde{\mathbf{1}}^\top \tilde{v}_{\text{train}}^\top w - 2\tilde{\mathbf{1}}^\top \tilde{v}_{\text{train}}^\top w + \hat{\mathbf{1}}^\top \hat{\mathbf{1}}] \\
 &\quad + \sigma_\varepsilon^2 [w^\top \tilde{v}_{\text{train}} \tilde{v}_{\text{train}}^\top w - 2w^\top \tilde{v}_{\text{train}} + 1] + \sigma_{n_{\text{train}}}^2 w^\top \tilde{I} w \\
 &\quad + \sigma_x^2 [w^\top \hat{I} w + 2w^\top \hat{\mathbf{1}} \tilde{u}_{\text{aug}}^\top w - 2\hat{\mathbf{1}}^\top w + w^\top \tilde{u}_{\text{aug}} \tilde{\mathbf{1}}^\top \tilde{u}_{\text{aug}}^\top w - 2\tilde{\mathbf{1}}^\top \tilde{u}_{\text{aug}}^\top w + \hat{\mathbf{1}}^\top \hat{\mathbf{1}}] \\
 &\quad + \sigma_\varepsilon^2 [w^\top \tilde{u}_{\text{aug}} \tilde{u}_{\text{aug}}^\top w - 2w^\top \tilde{u}_{\text{aug}} + 1] + \sigma_{n_{\text{aug}}}^2 w^\top \tilde{I} w \\
 &= w^\top [\sigma_x^2 \hat{I} + \sigma_x^2 \tilde{v}_{\text{train}} \hat{\mathbf{1}}^\top + \sigma_x^2 \hat{\mathbf{1}} \tilde{v}_{\text{train}}^\top + \sigma_x^2 \tilde{v}_{\text{train}} \tilde{\mathbf{1}}^\top \tilde{v}_{\text{train}}^\top + \sigma_\varepsilon^2 \tilde{v}_{\text{train}} \tilde{v}_{\text{train}}^\top + \sigma_{n_{\text{train}}}^2 \tilde{I}] w \\
 &\quad + (-2\sigma_x^2 \hat{\mathbf{1}} - 2\sigma_x^2 \tilde{v}_{\text{train}} \tilde{\mathbf{1}}^\top \tilde{\mathbf{1}} - 2\sigma_\varepsilon^2 \tilde{v}_{\text{train}})^\top w \\
 &\quad + w^\top [\sigma_x^2 \hat{I} + \sigma_x^2 \tilde{u}_{\text{aug}} \hat{\mathbf{1}}^\top + \sigma_x^2 \hat{\mathbf{1}} \tilde{u}_{\text{aug}}^\top + \sigma_x^2 \tilde{u}_{\text{aug}} \tilde{\mathbf{1}}^\top \tilde{u}_{\text{aug}}^\top + \sigma_\varepsilon^2 \tilde{u}_{\text{aug}} \tilde{u}_{\text{aug}}^\top + \sigma_{n_{\text{aug}}}^2 \tilde{I}] w \\
 &\quad + (-2\sigma_x^2 \hat{\mathbf{1}} - 2\sigma_x^2 \tilde{u}_{\text{aug}} \tilde{\mathbf{1}}^\top \tilde{\mathbf{1}} - 2\sigma_\varepsilon^2 \tilde{u}_{\text{aug}})^\top w \\
 &\quad + 2(\sigma_x^2 \hat{\mathbf{1}}^\top \hat{\mathbf{1}} + \sigma_\varepsilon^2)
 \end{aligned}$$

where $\tilde{v}_{\text{train}} = [\mathbf{0}^\top v_{\text{train}}^\top]^\top$, $\tilde{u}_{\text{aug}} = [\mathbf{0}^\top u_{\text{aug}}^\top]^\top$, $\tilde{I} = \begin{bmatrix} \mathbf{0} & \mathbf{0} \\ \mathbf{0} & I \end{bmatrix}^\top$, $\hat{I} = \begin{bmatrix} I & \mathbf{0} \\ \mathbf{0} & \mathbf{0} \end{bmatrix}^\top$, $\tilde{\mathbf{1}} = [\mathbf{0}^\top \mathbf{1}^\top]^\top$ and $\hat{\mathbf{1}} = [\mathbf{1}^\top \mathbf{0}^\top]^\top$.

By optimality condition, we have:

$$Q w_{\text{DA-ERM}}^* = -b \quad (7)$$

where

$$\begin{aligned}
 Q &= \sigma_x^2 (\tilde{v}_{\text{train}} \hat{\mathbf{1}}^\top + \hat{\mathbf{1}} \tilde{v}_{\text{train}}^\top + \tilde{u}_{\text{aug}} \hat{\mathbf{1}}^\top + \hat{\mathbf{1}} \tilde{u}_{\text{aug}}^\top + \tilde{v}_{\text{train}} \tilde{\mathbf{1}}^\top \tilde{v}_{\text{train}}^\top + \tilde{u}_{\text{aug}} \tilde{\mathbf{1}}^\top \tilde{u}_{\text{aug}}^\top) + 2\sigma_x^2 \hat{I} + (\sigma_{n_{\text{train}}}^2 + \sigma_{n_{\text{aug}}}^2) \tilde{I} + \sigma_\varepsilon^2 (\tilde{v}_{\text{train}} \tilde{v}_{\text{train}}^\top + \tilde{u}_{\text{aug}} \tilde{u}_{\text{aug}}^\top) \\
 b &= \sigma_x^2 (-2\hat{\mathbf{1}} + (-\tilde{v}_{\text{train}} - \tilde{u}_{\text{aug}}) \tilde{\mathbf{1}}^\top \tilde{\mathbf{1}}) + \sigma_\varepsilon^2 (-\tilde{v}_{\text{train}} - \tilde{u}_{\text{aug}}).
 \end{aligned}$$

□

One can check that $w_{\text{DA-ERM}}^* \neq \begin{bmatrix} \mathbf{1} \\ \mathbf{0} \end{bmatrix}$ for generic choice of $v_{\text{train}}, u_{\text{aug}}, \sigma_x^2, \sigma_{n_{\text{aug}}}^2, \sigma_\varepsilon^2, \sigma_{n_{\text{train}}}^2$. This is because we have more free variables than the number of equations in (7). Thus, $w_{\text{DA-ERM}}^*$ cannot recover the optimal regressor for the generic choice of parameters. More specifically, only in certain corner cases $w_{\text{DA-ERM}}^*$ would recover the optimal regressor $\begin{bmatrix} \mathbf{1} \\ \mathbf{0} \end{bmatrix}$. For example, when $\sigma_{n_{\text{train}}}^2 \rightarrow +\infty$, we have $\frac{1}{\sigma_{n_{\text{train}}}^2} Q \rightarrow \tilde{I}$ and $\frac{1}{\sigma_{n_{\text{train}}}^2} b \rightarrow \mathbf{0}$. Thus, in this corner case, the optimality condition (7) is asymptotically satisfied.

On the other hand, in the presence of DAIR regularizer, when $\lambda \rightarrow \infty$, the loss function in (DAIR) remains finite if and only if $\mathcal{R}(\ell(z; w), \ell(\tilde{z}; w)) = 0$, almost everywhere. Equivalently, the objective in (DAIR) remains finite (when $\lambda \rightarrow \infty$) if and only if

$$(y - x^\top w_1 - s_{\text{train}}^\top w_2)^2 = (y - x^\top w_1 - s_{\text{aug}}^\top w_2)^2,$$

for almost all realizations of data, which implies $w_2 = \mathbf{0}$. Thus, when $\lambda \rightarrow \infty$, $w_{\text{DAIR}}^* \rightarrow [w_{1,\text{DAIR}}^{*\top}, w_{2,\text{DAIR}}^{*\top}]$ with $w_{2,\text{DAIR}}^* = \mathbf{0}$. In other words, the coefficient of the spurious features vanishes as $\lambda \rightarrow \infty$ and hence the regression will recover the groundtruth regressor $\begin{bmatrix} 1 \\ 0 \end{bmatrix}$.

A.3 Proof of relation between DAIR-SQ and DAIR-L1 (Lemma 2)

Proof of Lemma 2. We proceed as follows:

$$\mathcal{R}_1(z, \tilde{z}; \theta) - \mathcal{R}_{\text{sq}}(z, \tilde{z}; \theta) = 2\sqrt{\min\{\ell(z; \theta), \ell(\tilde{z}; \theta)\}} \left| \sqrt{\ell(\tilde{z}; \theta)} - \sqrt{\ell(z; \theta)} \right|,$$

We break it into two cases: if $\ell(\tilde{z}; \theta) > \ell(z; \theta)$:

$$\begin{aligned} \mathcal{R}_1(z, \tilde{z}; \theta) - \mathcal{R}_{\text{sq}}(z, \tilde{z}; \theta) &= \ell(\tilde{z}; \theta) - \ell(z; \theta) - (\sqrt{\ell(\tilde{z}; \theta)} - \sqrt{\ell(z; \theta)})^2 \\ &= \ell(\tilde{z}; \theta) - \ell(z; \theta) - \ell(\tilde{z}; \theta) - \ell(z; \theta) + 2\sqrt{\ell(\tilde{z}; \theta)}\sqrt{\ell(z; \theta)} \\ &= -2\ell(z; \theta) + 2\sqrt{\ell(\tilde{z}; \theta)}\sqrt{\ell(z; \theta)} \\ &= 2\sqrt{\ell(z; \theta)}(\sqrt{\ell(\tilde{z}; \theta)} - \sqrt{\ell(z; \theta)}). \end{aligned}$$

If $\ell(\tilde{z}; \theta) \leq \ell(z; \theta)$:

$$\begin{aligned} \mathcal{R}_1(z, \tilde{z}; \theta) - \mathcal{R}_{\text{sq}}(z, \tilde{z}; \theta) &= \ell(z; \theta) - \ell(\tilde{z}; \theta) - (\sqrt{\ell(\tilde{z}; \theta)} - \sqrt{\ell(z; \theta)})^2 \\ &= \ell(z; \theta) - \ell(\tilde{z}; \theta) - \ell(\tilde{z}; \theta) - \ell(z; \theta) + 2\sqrt{\ell(\tilde{z}; \theta)}\sqrt{\ell(z; \theta)} \\ &= -2\ell(\tilde{z}; \theta) + 2\sqrt{\ell(\tilde{z}; \theta)}\sqrt{\ell(z; \theta)} \\ &= 2\sqrt{\ell(\tilde{z}; \theta)}(\sqrt{\ell(z; \theta)} - \sqrt{\ell(\tilde{z}; \theta)}). \end{aligned}$$

If we combine the two cases, we have:

$$\mathcal{R}_1(z, \tilde{z}; \theta) - \mathcal{R}_{\text{sq}}(z, \tilde{z}; \theta) = 2\sqrt{\min\{\ell(z; \theta), \ell(\tilde{z}; \theta)\}} \left| \sqrt{\ell(\tilde{z}; \theta)} - \sqrt{\ell(z; \theta)} \right|.$$

□

A.4 Proof of dependence of DAIR-SQ on λ (Proposition 4)

Proof of Proposition 4. We start the proof with the objective value.

$$\widehat{\mathbb{E}}_z \left\{ \frac{\ell(z; \theta_\lambda^*) + \ell(\tilde{z}; \theta_\lambda^*)}{2} + \lambda \mathcal{R}(\ell(z; \theta_\lambda^*), \ell(\tilde{z}; \theta_\lambda^*)) \right\} \leq \widehat{\mathbb{E}}_z \left\{ \frac{\ell(z; \tilde{\theta}) + \ell(\tilde{z}; \tilde{\theta})}{2} + \lambda \mathcal{R}(\ell(z; \tilde{\theta}), \ell(\tilde{z}; \tilde{\theta})) \right\} \quad (8)$$

$$\widehat{\mathbb{E}}_z \left\{ \frac{\ell(z; \theta_\lambda^*) + \ell(\tilde{z}; \theta_\lambda^*)}{2} + \lambda \mathcal{R}(\ell(z; \theta_\lambda^*), \ell(\tilde{z}; \theta_\lambda^*)) \right\} \leq \widehat{\mathbb{E}}_z \left\{ \frac{\ell(z; \tilde{\theta}) + \ell(\tilde{z}; \tilde{\theta})}{2} \right\} \quad (9)$$

$$\widehat{\mathbb{E}}_z \left\{ \lambda \mathcal{R}(\ell(z; \theta_\lambda^*), \ell(\tilde{z}; \theta_\lambda^*)) \right\} \leq \widehat{\mathbb{E}}_z \left\{ \frac{\ell(z; \tilde{\theta}) + \ell(\tilde{z}; \tilde{\theta})}{2} - \frac{\ell(z; \theta_\lambda^*) + \ell(\tilde{z}; \theta_\lambda^*)}{2} \right\} \quad (10)$$

$$\widehat{\mathbb{E}}_z \left\{ \lambda \mathcal{R}(\ell(z; \theta_\lambda^*), \ell(\tilde{z}; \theta_\lambda^*)) \right\} \leq \widehat{\mathbb{E}}_z \left\{ \frac{\ell(z; \tilde{\theta}) + \ell(\tilde{z}; \tilde{\theta})}{2} \right\} \quad (11)$$

$$\widehat{\mathbb{E}}_z \left\{ \mathcal{R}(\ell(z; \theta_\lambda^*), \ell(\tilde{z}; \theta_\lambda^*)) \right\} \leq \widehat{\mathbb{E}}_z \left\{ \frac{\ell(z; \tilde{\theta}) + \ell(\tilde{z}; \tilde{\theta})}{2\lambda} \right\}. \quad (12)$$

Note (8) holds since θ_λ^* is the minimizer of the $f_{\text{DAIR}, \mathcal{R}, \lambda}(z, \tilde{z}; \theta)$. (9) and (11) hold since $\mathcal{R}(\cdot)$ and $\ell(\cdot)$ are non-negative respectively. □

Algorithm 1 Training Neural Networks with GD

```

1: Input: Number of steps  $T$ , Training set  $\mathcal{S}$ , Learning Rate  $\eta$ , Initialized Parameter  $\theta^0$ 
2: for  $t = 1, 2, \dots, T$  do
3:   Compute  $\nabla_{\theta} \mathbb{E} f_{\text{DAIR}, \mathcal{R}, \lambda}(z_i, \tilde{z}_i; \theta^t)$ .
4:   Set  $\theta^{t+1} = \theta^t - \eta \nabla_{\theta} \mathbb{E} f_{\text{DAIR}, \mathcal{R}, \lambda}(z_i, \tilde{z}_i; \theta^t)$ .
5: end for

```

A.5 Proof of convergence of DAIR-SQ (Theorem 5)

We first present DAIR applied to training neural networks with Gradient Descent (GD) and followed by proof of Theorem 5.

Remark 9. Algorithm 1 shows DAIR applied to training neural networks with GD. Note Algorithm 1 can also be extended to the stochastic setting, which is the variant we used in the experiments of Section 3.

Proof of Theorem 5. The objective function of DAIR is the following:

$$\begin{aligned} f_{\text{DAIR}}(\mathbf{x}, \tilde{\mathbf{x}}, y; \theta) &= f_{\text{DA-ERM}}(\mathbf{x}, \tilde{\mathbf{x}}, y; \theta) + \lambda \left(\sqrt{\ell(\mathbf{x}, y; \theta)} - \sqrt{\ell(\tilde{\mathbf{x}}, y; \theta)} \right)^2 \\ &= \frac{1}{2} (\ell(\mathbf{x}, y; \theta) + \ell(\tilde{\mathbf{x}}, y; \theta)) + \lambda \left(\sqrt{\ell(\mathbf{x}, y; \theta)} - \sqrt{\ell(\tilde{\mathbf{x}}, y; \theta)} \right)^2. \end{aligned}$$

Substituting logistic loss function, the above equation reduces to

$$\begin{aligned} f_{\text{DAIR}}(\mathbf{x}, \tilde{\mathbf{x}}, y; \theta) &= \frac{1}{2} \underbrace{(\log(1 + \exp(\zeta_1(\mathbf{x}, y, \theta))) + \log(1 + \exp(\zeta_2(\tilde{\mathbf{x}}, y, \theta))))}_{L(\theta) = h(\zeta(\theta))} \\ &\quad + \lambda \underbrace{\left(\sqrt{\log(1 + \exp(\zeta_1(\mathbf{x}, y, \theta)))} - \sqrt{\log(1 + \exp(\zeta_2(\tilde{\mathbf{x}}, y, \theta)))} \right)^2}_{\mathcal{R}_{\text{sq}}(\theta) = g(\zeta(\theta))}, \end{aligned}$$

where $\zeta = [\zeta_1(\cdot) \ \zeta_2(\cdot)]^\top$, $\zeta_1(\mathbf{x}, y, \theta) = -y\theta^\top \mathbf{x}$ and $\zeta_2(\tilde{\mathbf{x}}, y, \theta) = -y\theta^\top \tilde{\mathbf{x}}$. In order to obtain the convergence rate of gradient descent, we need to compute the Lipschitz constant of the gradient of f_{DAIR} . To this end, we need to bound the Hessian of $\mathcal{R}_{\text{sq}}(\theta)$. Applying chain rule to this function, we obtain:

$$\nabla_{\theta}^2 \mathcal{R}_{\text{sq}}(\theta) = \nabla_{\theta} \zeta(\theta)^\top \nabla_{\zeta}^2 g(\zeta) \nabla_{\theta} \zeta(\theta) + \frac{\partial g}{\partial \zeta_1} \nabla_{\theta}^2 \zeta_1(\theta) + \frac{\partial g}{\partial \zeta_2} \nabla_{\theta}^2 \zeta_2(\theta) = \begin{bmatrix} -y\mathbf{x}^\top \\ -y\tilde{\mathbf{x}}^\top \end{bmatrix}^\top \nabla_{\zeta}^2 g(\zeta) \begin{bmatrix} -y\mathbf{x}^\top \\ -y\tilde{\mathbf{x}}^\top \end{bmatrix}.$$

Where the last inequality is due to the fact that $\nabla_{\theta}^2 \zeta_1(\theta) = \nabla_{\theta}^2 \zeta_2(\theta) = 0$ since $\zeta_1(\cdot)$ and $\zeta_2(\cdot)$ are linear functions in θ .

Recall $g(\zeta) = \left(\sqrt{\log(1 + \exp(\zeta_1))} - \sqrt{\log(1 + \exp(\zeta_2))} \right)^2$, which implies:

$$\begin{aligned} (\nabla_{\zeta}^2 g(\zeta))_{11} &= \frac{\exp \zeta_1 \left(-2 \log(\exp \zeta_1 + 1) \sqrt{\log(\exp \zeta_2 + 1)} + \exp \zeta_1 \sqrt{\log(\exp \zeta_2 + 1)} + 2 \log^{\frac{3}{2}}(\exp \zeta_1 + 1) \right)}{2(\exp \zeta_1 + 1)^2 \log^{\frac{3}{2}}(\exp \zeta_1 + 1)}, \\ (\nabla_{\zeta}^2 g(\zeta))_{12} &= \frac{\exp(\zeta_1 + \zeta_2)}{2(\exp \zeta_1 + 1)(\exp \zeta_2 + 1) \sqrt{\log(\exp \zeta_1 + 1)} \sqrt{\log(\exp \zeta_2 + 1)}}, \\ (\nabla_{\zeta}^2 g(\zeta))_{21} &= \frac{\exp(\zeta_1 + \zeta_2)}{2(\exp \zeta_1 + 1)(\exp \zeta_2 + 1) \sqrt{\log(\exp \zeta_1 + 1)} \sqrt{\log(\exp \zeta_2 + 1)}}, \\ (\nabla_{\zeta}^2 g(\zeta))_{22} &= \frac{\exp \zeta_2 \left(-2 \log(\exp \zeta_2 + 1) \sqrt{\log(\exp \zeta_1 + 1)} + \exp \zeta_2 \sqrt{\log(\exp \zeta_1 + 1)} + 2 \log^{\frac{3}{2}}(\exp \zeta_2 + 1) \right)}{2(\exp \zeta_2 + 1)^2 \log^{\frac{3}{2}}(\exp \zeta_2 + 1)}. \end{aligned}$$

The Lipschitz constant of the gradient is equal to the spectral norm of the Hessian. To bound that, we use the fact that the spectral norm is bounded by the Frobenius norm and hence we need to bound each individual entry of $\nabla_{\zeta}^2 g(\zeta)$. To this end, we will leverage the following inequality throughout our process:

$$1 - \frac{1}{\varpi} \leq \log \varpi \leq \varpi - 1, \quad \forall \varpi > 0. \quad (13)$$

We now bound $(\nabla_{\zeta}^2 g(\zeta))_{11}$. Notice that, using (13), we have:

$$0 \leq \frac{(\exp \zeta_1)^2}{(\exp \zeta_1 + 1)^2 \log^{\frac{3}{2}}(\exp \zeta_1 + 1)} \leq \frac{(\exp \zeta_1)^2}{(\exp \zeta_1 + 1)^2 \left(1 - \frac{1}{1 + \exp \zeta_1}\right)^{\frac{3}{2}}} = \frac{\sqrt{e^{\zeta_1}}}{\sqrt{e^{\zeta_1} + 1}} \leq 1,$$

$$0 \leq \frac{\exp \zeta_1 \log(\exp \zeta_1 + 1)}{(\exp \zeta_1 + 1)^2 \log^{\frac{3}{2}}(\exp \zeta_1 + 1)} \leq \frac{(\exp \zeta_1)^2}{(\exp \zeta_1 + 1)^2 \left(1 - \frac{1}{1 + \exp \zeta_1}\right)^{\frac{3}{2}}} = \frac{\sqrt{e^{\zeta_1}}}{\sqrt{e^{\zeta_1} + 1}} \leq 1,$$

and $0 \leq \frac{\exp \zeta_1}{(\exp \zeta_1 + 1)^2} \leq \frac{1}{4}$. Putting these pieces together, we obtain $-\sqrt{\log(\exp \zeta_2 + 1)} \leq (\nabla_{\zeta}^2 g(\zeta))_{11} \leq \frac{1}{2} \sqrt{\log(\exp \zeta_2 + 1)} + \frac{1}{8}$, which in term implies

$$(\nabla_{\zeta}^2 g(\zeta))_{11} = \mathcal{O}(\sqrt{\mathcal{D}_x \mathcal{D}_{\theta}}).$$

Similarly, we can obtain $(\nabla_{\zeta}^2 g(\zeta))_{22} = \mathcal{O}(\sqrt{\mathcal{D}_x \mathcal{D}_{\theta}})$. We now bound $(\nabla_{\zeta}^2 g(\zeta))_{12}$ and $(\nabla_{\zeta}^2 g(\zeta))_{21}$. By (13), we have:

$$\begin{aligned} 0 \leq \frac{\exp \zeta_1}{(1 + \exp \zeta_1) \sqrt{\log(1 + \exp \zeta_1)}} &\leq \frac{\exp \zeta_1}{(1 + \exp \zeta_1) \sqrt{1 - \frac{1}{1 + \exp \zeta_1}}} \\ &= \frac{\exp \zeta_1}{\sqrt{(1 + \exp \zeta_1)^2 - (1 + \exp \zeta_1)}} \\ &= \frac{\exp \zeta_1}{\sqrt{1 + \exp \zeta_1} \sqrt{\exp \zeta_1}} \leq 1. \end{aligned}$$

Therefore, we have $(\nabla_{\zeta}^2 g(\zeta))_{12} \leq \frac{1}{2}$ and $(\nabla_{\zeta}^2 g(\zeta))_{21} \leq \frac{1}{2}$. Given the bounds of the four entries of $\nabla_{\zeta}^2 g(\zeta)$ above, we have

$$\|\nabla_{\zeta}^2 g(\zeta)\|_2 = \mathcal{O}(\sqrt{\mathcal{D}_x \mathcal{D}_{\theta}}).$$

Recall $\nabla_{\theta}^2 \mathcal{R}_{\text{sq}}(\theta) = \begin{bmatrix} -y\mathbf{x}^{\top} \\ -y\tilde{\mathbf{x}}^{\top} \end{bmatrix}^{\top} \nabla_{\zeta}^2 g(\zeta) \begin{bmatrix} -y\mathbf{x}^{\top} \\ -y\tilde{\mathbf{x}}^{\top} \end{bmatrix}$ and the boundedness assumption on \mathbf{x} and $\tilde{\mathbf{x}}$, finally we have:

$$\|\nabla_{\theta}^2 \mathcal{R}_{\text{sq}}(\theta)\|_2 \leq \left\| \begin{bmatrix} -y\mathbf{x}^{\top} \\ -y\tilde{\mathbf{x}}^{\top} \end{bmatrix} \right\|_2 \|\nabla_{\zeta}^2 g(\zeta)\|_2 \left\| \begin{bmatrix} -y\mathbf{x}^{\top} \\ -y\tilde{\mathbf{x}}^{\top} \end{bmatrix} \right\|_2 = \mathcal{O}(\mathcal{D}_x^2 \sqrt{\mathcal{D}_x \mathcal{D}_{\theta}}).$$

We now find $\|\nabla_{\theta}^2 L(\theta)\|_2$ using similar approach. Notice that

$$\nabla_{\theta}^2 L(\theta) = \begin{bmatrix} -y\mathbf{x}^{\top} \\ -y\tilde{\mathbf{x}}^{\top} \end{bmatrix}^{\top} \nabla_{\zeta}^2 h(\zeta) \begin{bmatrix} -y\mathbf{x}^{\top} \\ -y\tilde{\mathbf{x}}^{\top} \end{bmatrix} \quad \text{and} \quad \nabla_{\zeta}^2 h(\zeta) = \begin{bmatrix} \frac{\exp \zeta_1}{(\exp \zeta_1 + 1)^2} & 0 \\ 0 & \frac{\exp \zeta_2}{(\exp \zeta_2 + 1)^2} \end{bmatrix}.$$

Thus, $\|\nabla_{\zeta}^2 h(\zeta)\|_2 = \mathcal{O}(1)$ and therefore $\|\nabla_{\theta}^2 L(\theta)\|_2 = \mathcal{O}(\mathcal{D}_x^2)$. Recall that

$$f_{\text{DAIR}}(\mathbf{x}, \tilde{\mathbf{x}}, y; \theta) = f_{\text{DA-ERM}}(\mathbf{x}, \tilde{\mathbf{x}}, y; \theta) + \lambda \left(\sqrt{\ell(\mathbf{x}, y; \theta)} - \sqrt{\ell(\tilde{\mathbf{x}}, y; \theta)} \right)^2 = 2L(\theta) + \lambda \mathcal{R}_{\text{sq}}(\theta).$$

Thus, using the computed bounds $\|\nabla_{\theta}^2 \mathcal{R}_{\text{sq}}(\theta)\|_2 = \mathcal{O}(\mathcal{D}_x^2 \sqrt{\mathcal{D}_x \mathcal{D}_{\theta}})$ and $\|\nabla_{\theta}^2 L(\theta)\|_2 = \mathcal{O}(\mathcal{D}_x^2)$, we have

$$\|\nabla_{\theta}^2 f_{\text{DAIR}}(\mathbf{x}, \tilde{\mathbf{x}}, y; \theta)\|_2 = \mathcal{O}((1 + \lambda \sqrt{\mathcal{D}_x \mathcal{D}_{\theta}}) \mathcal{D}_x^2).$$

Now that we have shown that the Lipschitz constant of the gradient is bounded, by classic gradient descent results [Nesterov, 2003, Theorem 1.2.4], we know that after T iterations of gradient descent with stepsize $\mathcal{O}(\frac{1}{(1 + \lambda \sqrt{\mathcal{D}_x \mathcal{D}_{\theta}}) \mathcal{D}_x^2})$, we have

$$\|\nabla_{\theta} f_{\text{DAIR}, \mathcal{R}, \lambda}(\cdot)\|_2 = \mathcal{O}\left(\frac{(1 + \lambda \sqrt{\mathcal{D}_x \mathcal{D}_{\theta}}) \mathcal{D}_x^2}{\sqrt{T}}\right),$$

which completes the proof. □

B Model Architecture and Training Parameters for MNIST Experiments

We use a Convolutional Neural Network (CNN) with three convolutional layers followed by two fully connected layers. The last layer output size for Colored MNIST experiments is set to 1, and 10 for the Rotated MNIST experiments. For training we follow a two stage schedule with a learning rate of 0.005 for the first 20 epochs and a learning rate of 0.0005 for the next 20. We choose a batch size of 64 for all experiments. The architectural details and training parameters can be found in Table 5 and Table 6.

Layer Type	Shape
Convolution + ReLU	$4 \times 4 \times 6$
Max Pooling	2×2
Convolution + ReLU	$4 \times 4 \times 16$
Max Pooling	2×2
Convolution + ReLU	$4 \times 4 \times 96$
Fully Connected + ReLU	64
Fully Connected	C

Table 5: Model Architecture, $C = 1$ for Colored MNIST and $C = 10$ for Rotated MNIST.

Parameter	Value	
Learning Rate	0.005	0.0005
Epochs	First 20	Second 20
Batch-size	64	

Table 6: Training parameter of MNIST experiments.

We apply the proposed loss function (DAIR) on the following two datasets: Colored MNIST and Rotated MNIST. We compare the performance of DAIR with plain data augmentation, and invariant risk minimization (IRM) as a strong baseline. One crucial difference between our work and IRM is the motivation. IRM is designed to take two examples from two different environments and learn representations that are invariant to the environment, e.g., in cases where we are aggregating multiple datasets. On the other hand, we are interested in promoting invariance when we have a single dataset. As such, we artificially generate the second environment in IRM using data augmentation. For a given example z , we design an augmenter $A(\cdot)$ and use it to generate additional samples that adhere to the invariance we have in mind. Hence, IRM will be applied in the same way that examples from different environments are augmenting pairs.

Our Colored MNIST is an extension of the original Colored MNIST Arjovsky et al. [2019]. The label is a noisy function of both digit and color. The digit has a correlation of 0.75 with the label and a certain correlation with the label depending on the color scheme. Besides the two colors in the original dataset, we introduce fully random colored scheme to the dataset, which is the best augmenter one can think of. The three color schemes are detailed in Table 7.

Our Rotated MNIST is a variant of the original Rotated MNIST [Ghifary et al., 2015]. The original dataset contains images of digits rotated d degrees, where $d \in \mathcal{D} \triangleq \{0, 15, 30, 45, 60, 75\}$. Similarly, we introduce the random degree scheme here to serve as the best possible augmenter. To further exploit the potential of the proposed algorithm, we make this dataset more difficult by introducing more challenging degree scheme; The rotation schemes are summarized in Table 8.

Note all the augmented images are generated on the fly. Examples of images from some transformation schemes are shown in Figures 7 to 12.

Scheme	z	Color $y = 0$
C1	with $p = 0.8, z = y$	Red
	with $p = 0.2, z = 1 - y$	Green
C2	with $p = 0.9, z = y$	Red
	with $p = 0.1, z = 1 - y$	Green
C3	with $p = 0.1, z = y$	Red
	with $p = 0.9, z = 1 - y$	Green
C4	$z = 2$	Random

Table 7: Color schemes in Colored MNIST. Random color means that the value of each channel of the image is uniformly random chosen from 0 to 255.

Scheme	Rotation
R1	0°
R2	90°
R3	$0^\circ, 180^\circ$
R4	$90^\circ, 270^\circ$
R5	$[0^\circ, 360^\circ]$
R6	$[22.5^\circ, 67.5^\circ], [202.5^\circ, 247.5^\circ]$

Table 8: Rotation schemes in Rotated MNIST. $[a, b]$ means that degrees are uniformly random chosen between a and b .

Setup Name	Train	Aug	Test	λ
Adv. Aug.	C1	C2	C3	1000
Rnd. Aug.	C1	C4	C3	100

Table 9: Training procedure of Colored MNIST.

Setup	Train	Aug	Test	λ
Strong Aug.	R1	R5	R2	1
Weak Aug.	R4	R6	R3	10

Table 10: Training procedure of Rotated MNIST



Figure 7: C2



Figure 8: C3



Figure 9: C4



Figure 10: R4



Figure 11: R5



Figure 12: R6

Setup: We train a model consisted of three convolutional layers and two fully connected layers with 20,000 examples. For each dataset we are defining several different schemes on how the dataset could be modified: Table 7 (Colored MNIST) and Table 8 (Rotated MNIST). Then, we define several *setups*. Each setup is consisted of one original dataset, one augmentation dataset, and one test dataset, each of which is selected among the defined schemes. These setups are provided in Table 9 (Colored MNIST) and Table 10 (Rotated MNIST). For each setup, we train the model with the following four algorithms and compare their performances: ERM, DA-ERM, DAIR and Invariant Risk Minimization (IRM). Each experiment is repeated for 10 times; the mean and the standard derivation are reported. The value of λ are chosen base on the validation results. Detailed architectures and training parameters can be found in Appendix B.

B.1 Colored MNIST

We conduct two sets of experiments for this dataset: Adversarial Augmentation Setup (Table 9) follows the exact same color schemes from the original Colored MNIST Arjovsky et al. [2019]. For Random Augmentation Setup, we train the model with the strongest possible augmenter: uniformly random color. The entire procedure is summarized in Table 9.

B.2 Rotated MNIST

We start with the strongest augmenter case. One may notice that there is a chance that the augmented images bear the same rotation degrees as the testing set. To make the task more difficult, we will use R6 as the augmented test to test how the trained model generalize to entirely unseen domain. The training procedure is summarized in Table 10.

C Additional Results on Colored MNIST and Rotated MNIST

C.1 Colored MNIST

We show additional results on Colored MNIST and Rotated MNIST in Tables 11 and 12. Note that each algorithm has been tuned for best performance. As mentioned in Section 2.2, DAIR outperforms DA-ERM, ERM and other baseline models on classification accuracy. For accuracy consistency, we use the training scheme as the original scheme and the testing scheme as the augmentation scheme. We further compare DAIR with IRM [Arjovsky et al., 2019], DRO [Sagawa et al., 2019], and REx [Krueger et al., 2021]. In doing so, we feed all original examples as one environment and all augmented examples as a second environment to these baselines. While we can see that DAIR outperforms all baselines, we caution that the comparison may not be fair in that DAIR exploits pairing information between original and augmented samples, which is not used by the other baselines.

Algorithm	Accuracy	CM
ERM	32.70 ± 0.45	77.76 ± 1.01
DA-ERM	40.91 ± 0.45	84.60 ± 0.60
DAIR	72.58 ± 0.11	99.39 ± 0.11
IRM [Arjovsky et al., 2019]	66.90	–
DRO [Sagawa et al., 2019]	37.40	–
REx [Krueger et al., 2021]	68.70	–

Table 11: Accuracy and Accuracy Consistency Metric (CM) on Colored MNIST with Adversarial Augmentation.

Algorithm	Accuracy	CM
ERM	32.70 ± 0.45	63.50 ± 1.92
DA-ERM	29.61 ± 0.80	88.15 ± 0.18
DAIR	73.10 ± 0.12	99.88 ± 0.01

Table 12: Accuracy and Accuracy Consistency Metric (CM) on Colored MNIST with Random Augmentation.

C.2 Rotated MNIST

We report the accuracy consistency on Rotated MNIST (weak augmentation) in Table 13. The original training scheme here is Scheme R4 (Table 8), i.e., 90° and 270° rotated images, and the augmentation scheme for training is R6 (weak rotation). At test time, we test with R1 (no rotation) and we also use the augmentation scheme of 180° rotation to test the accuracy consistency metric. Note that neither the un-rotated or 180° rotated images have been observed at training time. Hence, the setup is difficult for ERM which struggles to generalize. As can be seen, since the digit 0 is “almost” circularly symmetric, ERM actually does a decent job at classifying 0, however it significantly struggles with all other digits. We see that DAIR outperforms ERM and DA-ERM by a large margin. We observe that digits 6 and 9 are challenging to get right (as one would expect for them to be difficult to tell apart). While we see 2 – 3% drop on the consistency for digits 6 and 9 (when rotating them by 180°), the drop is smaller than expected perhaps due to the fact that the neural network learns to classify these digits based on features that are harder to get for humans.

Digit	ERM		DA-ERM		DAIR	
	Acc.	CM	Acc.	CM	Acc.	CM
0	86.19 \pm 01.48	94.95 \pm 01.53	95.61 \pm 00.66	98.43 \pm 00.21	98.44 \pm 00.07	99.31 \pm 00.15
1	00.15 \pm 00.08	11.11 \pm 11.11	82.79 \pm 03.38	98.54 \pm 00.43	96.09 \pm 00.71	97.59 \pm 01.28
2	29.84 \pm 00.51	57.91 \pm 02.76	76.68 \pm 03.54	82.70 \pm 03.27	86.21 \pm 00.82	93.21 \pm 01.32
3	00.63 \pm 00.53	76.47 \pm 23.53	78.84 \pm 02.60	89.24 \pm 01.26	86.60 \pm 02.24	94.26 \pm 00.36
4	01.97 \pm 00.90	23.38 \pm 13.49	51.09 \pm 03.30	78.15 \pm 02.73	79.67 \pm 01.26	92.42 \pm 00.41
5	05.53 \pm 00.32	39.91 \pm 04.59	65.02 \pm 02.42	84.68 \pm 03.71	83.26 \pm 02.51	95.11 \pm 01.46
6	00.66 \pm 00.37	51.79 \pm 25.13	67.43 \pm 03.82	83.41 \pm 05.74	84.79 \pm 01.17	92.78 \pm 01.71
7	16.67 \pm 02.75	18.28 \pm 06.65	56.29 \pm 07.26	81.67 \pm 06.90	78.11 \pm 02.10	95.03 \pm 01.21
8	10.92 \pm 05.47	22.54 \pm 05.46	74.50 \pm 01.10	89.12 \pm 01.69	90.55 \pm 01.13	95.35 \pm 00.47
9	17.08 \pm 07.70	11.56 \pm 00.62	69.54 \pm 04.18	86.78 \pm 01.08	80.84 \pm 01.18	93.21 \pm 01.39
All	16.85 \pm 1.08	64.14 \pm 2.69	71.98 \pm 1.70	88.28 \pm 0.27	86.57 \pm 0.55	94.98 \pm 0.29

Table 13: Rotated MNIST with 90° or 270° rotated original images and Weak Augmentation during training. The test scheme is un-rotated original images. Consistency metric (CM) is computed between un-rotated images and ones with 180° rotation. It can be seen that CM is relatively small for 6 and 9 but the drop is smaller than expected suggesting that CNNs learn from features different from how humans perceive the digits.

D Practical Considerations when DAIR is Used in Training

D.1 Explanations for a practical sweet spot for the performance of DAIR-SQ as a function of λ

In this section, we investigate the reason why we see a sweet spot for the performance of DAIR-SQ as a function of λ . As shown in Figure 2, we see a sweet spot for λ , where the performance takes its maximum and starts to decrease for larger values of λ . There are a few explanations for this performance degradation.

1. It is observed that a large λ requires a relatively longer time for convergence. To show empirically this is true, we added another example in Appendix D.2. Theoretically, this is in line with the classical results in the optimization literature where larger Lipschitz constants (resulting from adding a regularizer) slows down the convergence rate. Thus, as we are training all models for a certain number of epochs, we will end up with underfitting.
2. A larger λ is more likely to guide the optimization trajectory towards a spurious poor local minimum with poor generalization performance, when the optimization trajectory is non-convex. We have experimentally verified this in Section 2.3 (Figure 13) as the reason for the poor performance of DAIR-L1 in Figure 2.
3. With a finite number of samples our regularizer does not necessarily lead to the best possible performance in the infinite sample setting (with weak domain shift). Hence, we might expect to observe the classical approximation-estimation tradeoff. This is especially true in real-world scenarios where one might expect that the difficulty of the example may not necessarily be preserved through data augmentation, and hence forcing the loss to be equal on both samples might be detrimental to the overall performance, which may lead to a practical sweet spot for λ .

We dig into the experiment in Figure 2 specifically and try to understand which case is the responsible for the sweet spot in Figure 2. We extend the number of training epochs from 40 to 160, and report the accuracy for $\lambda \in \{1.43, 8.85, 16.23, 100\}$.¹ Table 14 suggests that, when we increase the number of training epochs, the sweet spot of λ moves from 8.85 to 16.23 and in fact we can achieve an even better performing model with accuracy 89.22 as compared to the previously reported 85.89, while the performance does not change much for the smaller values of λ . We also observe a big performance boost for larger values of λ . This suggests that in this experiment the sweet spot for λ is caused by capping the training epochs to a finite value. Having said that, we believe that we are practically interested in using DAIR with marginal computational overhead over ERM and hence we would expect to observe such sweet spot in performance in practice as $\lambda \rightarrow \infty$.

λ	Acc at Epoch 40	Acc at Epoch 160
1.43	79.09	80.19
8.85	85.89	86.60
16.23	82.66	89.22
100	46.95	69.37

Table 14: Testing accuracy of Rotated MNIST, Weak Augmentaion. We see the accuracy increases as we extend the number of training epochs.

D.2 Additional evidence on growing cost of training with the regularization strength

We also provide further evidence for the growing cost of training with λ on a toy problem where we can reliably measure the gradient norm and ensure convergence. We study the following simple binary logistic classification problem which mirrors the MNIST experiments: at the training time the input is $\mathbf{x}_{\text{train}} = (x, s = 2y - 1 + t_1)$ and the label y , i.e., $z_{\text{train}} = (\mathbf{x}_{\text{train}}, y)$. Here, $x \sim \mathcal{N}(0, \sigma_x^2)$, and $P(y = 1|x) = \frac{1}{1+e^{-x}}$, where t_1 is independent of x and $t_1 \sim \mathcal{N}(0, \sigma_1^2)$. In this example, we intentionally provide feature s which is highly correlated with the label during training. Again, clearly, $w^* = (1, 0)^\top$, but w_{ERM}^* will converge to $(0, 1)^\top$ due to the overfitting to the spurious feature. We introduce an augmenter which generates the augmented example such as $\mathbf{x}_{\text{aug}} = (x, s = 2y - 1 + t_1 + t_2)$ where $t_2 \sim \mathcal{N}(0, \sigma_2^2)$. We use this data augmenter for DAIR training and test on $\mathbf{x}_{\text{test}} = (x, s = 1 - 2y)$. We summarize the steps need for convergences and the testing accuracy in Table 15 as well. We can find that the required number of iteration to convergence increases as λ increase.

For this tiny toy example, there is a factor of 10x increase in the required number of iterations when λ is chosen to be 10,000 as opposed to 0.5. Note that this is using ADAM and the gap is significantly larger if we use vanilla gradient

¹Note these values comes from \log_{10} sweeping of λ .

descent; as we were not able to even converge in 10^8 steps. This is provided as further evidence for the practical sweet spot for DAIR as $\lambda \rightarrow \infty$.

λ	Iterations to Converge
0.5	81.35 ± 6.07
1	91.05 ± 2.53
2	89.10 ± 2.41
5	101.65 ± 2.87
10	107.70 ± 5.77
100	151.75 ± 4.28
1,000	195.85 ± 4.54
10,000	802.60 ± 7.58

Table 15: Iteration needed for the logistic model to converge with different λ . The model is converged when the \mathcal{L}_2 norm of the gradient is less than 10^{-7} .

D.3 Compare DAIR-SQ and DAIR-L1 on avoidance of spurious local min

We empirically verify this hypothesis on Colored MNIST with Adversarial Augmentation. Figure 13 depicts the classification loss and regularization of the first 10 and last 140 iterations. One observes that at the beginning of training, regularization term of DAIR-SQ impacts the training dynamics less while DAIR-L1 starts optimizing the regularizer right away, which dominates the entire training procedure and therefore leads the model to a poor local minimum. The left panel of Figure 13 confirms that the classification loss of DAIR-L1 remains large and unchanged (that of a random classifier).

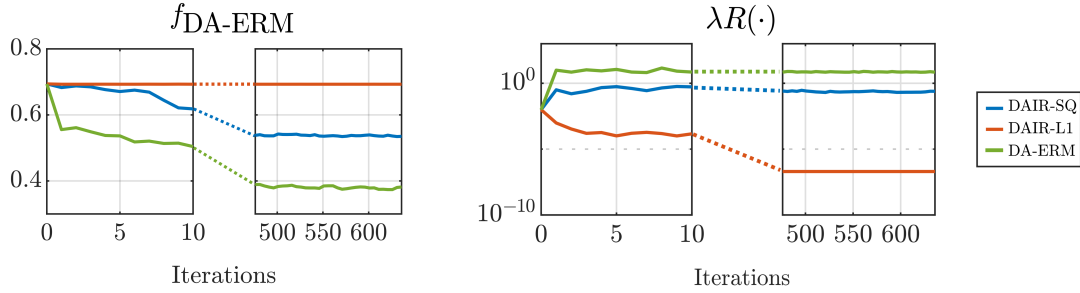


Figure 13: Training DA-ERM loss and (SQ Regularizer) for first 10 and last 140 iterations on Colored MNIST with Adv Aug for DAIR ($\lambda = 100$). The regularizer loss on DA-ERM grows large as it is uncontrolled. DAIR-L1 is optimizing an L1 regularizer, but for unified illustration we evaluate it using (SQ Regularizer).

This same property of DAIR-SQ also weakens the regularizer on training samples with high losses at the later stages of training. These samples are likely noisy, which makes DAIR-SQ more robust to noisy samples, as we already observed in Section 2.2.

For the experiments in Section 3, we tune λ in DAIR regularizer on top of the ERM baselines. In other words, in all experiments we use the same set of hyper-parameters including step-size, batch-size, etc., from literature and only tune λ on the validation set.

E The Impact of Partial Augmentation

We explore the impact of partial augmentation, where we only augment a certain fraction of the training samples. The experiment revisits noiseless Rotated MNIST with weak rotation data augmentation and Colored MNIST with Adversarial augmentation. This experiment emulates situations where an augmentation function is only applicable to certain examples or where augmentation is expensive and we would like to decrease the augmentation cost.

In Figure 14, we report the experiment results for DA-ERM and DAIR-SQ by applying augmentation only $\{10\%, 20\%, 30\%, 50\%, 100\%\}$ of the training samples, averaged on three runs. In Rotated MNIST experiment, as can be seen, DAIR-SQ with augmentation on only 20-30% of the samples performs similar to full augmentation. On the other hand, DA-ERM is more sensitive to partial augmentation and is subject to a steeper performance drop. This could be viewed as further evidence that DAIR-SQ could reach its best performance using weak augmenter functions. It is also noteworthy that in this example, DAIR-SQ with only 10% partial augmentation still outperforms DA-ERM with 100% augmentation. One can draw similar conclusion in the Colored MNIST experiment as only 10% augmentation gives comparable performance to full augmentation.

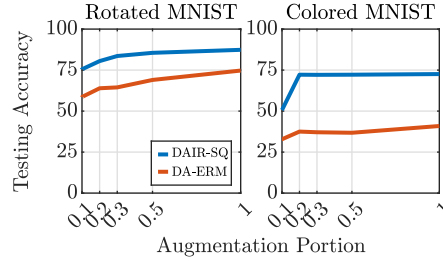


Figure 14: Test accuracy vs fraction of augmented samples on Rotated MNIST.

F Additional Details on Robust Regression

For the robust regression task, we determine the optimal λ by performing a grid search over a uniformly chosen set of size 5 in log space $[1, 10^4]$ and the best performing λ on validation set is used for reporting the results on the test set. We set the learning rate to 0.01 for all these experiments. Following the convention from Li et al. [2021], we set the tilting factor 't' to -2 for all experiments that use the TERM objective.

G Setup and Additional Results for Visual Question Answering

All the approaches included in this paper use the original VQA v2 train split for training, along with the IV-VQA train split for augmentation in the DAIR and DA-ERM[Agarwal et al., 2020] settings. The ERM setup [Kazemi and Elqursh, 2017], represents a vanilla SAAA model trained on the VQA v2 train split. For the data augmentation methods, if an image from VQA v2 contains its corresponding edited versions in IV-VQA, we randomly select one of them to serve as an augmentation during training. We modify the official code released by Agarwal et al. [2020] to suit our formulation. All the methods are trained for 40 epochs with a learning rate of 0.001 and a batch size of 48. The baseline approaches that we compare with are trained and evaluated by us, using the same training setup as DAIR.

λ	VQA v2 val (%)	Predictions flipped (%)	pos \rightarrow neg (%)	neg \rightarrow pos (%)	neg \rightarrow neg (%)
0.37	58.52	11.92	4.48	5.28	2.17
0.72	58.21	11.28	4.13	5.08	2.07
1.39	57.54	10.37	3.80	4.65	1.91
2.68	56.24	9.68	3.56	4.39	1.73
5.18	54.19	8.75	3.40	3.66	1.69
10	51.32	7.94	3.01	3.40	1.53

Table 16: Accuracy-Consistency Tradeoff on VQA v2 val and IV-VQA test set controlled by λ

Table 16 indicates a tradeoff between the accuracy on the VQA v2 val set and the consistency metrics. The optimal λ value is determined by grid search over a uniformly chosen set of size 8 in log space $[10^{-1}, 10]$ with the corresponding performance on the validation set. As the λ value increases, the consistency between the predictions increases, while the accuracy on original examples decreases. For instance, A λ value of 10 strongly boosts consistency thus lowering the ‘Predictions flipped’ percentage to only 7.9% but sacrifices the predictive power causing the accuracy to drop to 51.3%.

H Details on Training Robust Neural Networks

For all algorithms reported in Table 3, we use Pre-Activation ResNet-18 [He et al., 2016], with a last-layer output size of 10 as the classification model. For training the DAIR model, the adversarial examples are generated by \mathcal{L}_∞ based PGD attack with 11 iterations, ε (attack strength) set to 8/255 and attack step size to 2/255. We evaluate all the models against the standard FGSM attack and PGD attack with 20 iterations of same perturbation sizes. The optimal λ by performing a grid search over a uniformly chosen set in log space $[10^{-1}, 10^2]$ with 10 points.

I Details on Neural Task-Oriented Dialog Modeling

We provide details on the benchmark that we used in this experiment. Qian et al. [2021] proposed a new test set for MultiWOZ 2.2, called MultiWOZ 2.2 with SGD entities, where named entities are replaced with those from Schema Guided Dialog dataset [Rastogi et al., 2020] and showed that SimpleTOD [Hosseini-Asl et al., 2020] endures more than 8% performance drop on the new test set. Examples from the dataset are shown in Table 18. To address this problem, we define a new data augmentation scheme for DAIR and DA-ERM by replacing the named entities from the MultiWOZ 2.2 training set with randomly scrambled versions of the named entities. For example, “warkworth house” could be turned into “easrtokow hhrwu” (see Table 18). In all of our experiments, we utilize the SimpleTOD model [Hosseini-Asl et al., 2020] and we apply DAIR to enforce invariance between the named entities in the training examples and the scrambled entities from their corresponding augmented samples. The model is trained with ParlAI [Miller et al., 2017] fine-tuned with the pre-trained BART [Lewis et al., 2019]. Training hyper-parameters can be found in Table 17. The optimal λ was tuned by grid search in $\{0.01, 0.1, 0.3, 0.5, 0.7, 0.9, 0.99, 1.0\}$.

Parameter	Value
λ	0.5
Epochs	4
Batchsize	6
Optimizer	AdamW
Learning rate	10^{-5}

Table 17: Hyper-parameters used in training SimpleTOD.

User:	can you help me book a reservation at the warkworth house hotel?	User:	can you help me book a reservation at the easrtokow hhrwu hotel?	User:	can you help me book a reservation at the clarion inn & suites atlanta downtown hotel?
Agent:	yes i could! how many people are staying, and what days would fyou like to stay?	Agent:	yes i could! how many people are staying, and what days would fyou like to stay?	Agent:	yes i could! how many people are staying, and what days would fyou like to stay?
User:	it’s just for me, and i’ll be staying for three nights starting from tuesday.	User:	it’s just for me, and i’ll be staying for three nights starting from tuesday.	User:	it’s just for me, and i’ll be staying for three nights starting from tuesday.
DS:	<i>hotel-bookday: tuesday hotel-bookpeople: 1 hotel-bookstay: 3 hotel-name: warkworth house</i>	DS:	<i>hotel-bookday: tuesday hotel-bookpeople: 1 hotel-bookstay: 3 hotel-name: easrtokow hhrwu</i>	DS:	<i>hotel-bookday: tuesday hotel-bookpeople: 1 hotel-bookstay: 3 hotel-name: clarion inn & suites atlanta downtown</i>

Table 18: Left: sample from the original MultiWOZ dataset. Middle: augmented sample generated by scrambling. Right: synthetic sample with name entities from SGD. Comparing left and the middle example, we are generating new named entities (marked in red) by scrambling. Comparing left and the right example, the only difference is the named entity from different dataset, which is marked in red. Note that the SGD named entities are not exposed to the model during training. Only the original named entities and scrambled named entities from MultiWOZ are used during training.

J Limitations and Broader Impact

In this paper, we presented DAIR as a consistency regularization technique to promote invariance across a pair of samples that were obtained from data augmentation. While we demonstrated the success of DAIR, the applicability of DAIR remains limited in setups where such pairing information is available.

Secondly, applying DAIR to arbitrary tasks requires domain knowledge about the nature of the desired invariances to be promoted which is expressed by choosing appropriate augmented samples. In particular, we did not address devising appropriate data augmentation procedures, but rather we argued that if data augmentation is already employed (i.e. DA-ERM is used), DAIR can lead to remarkable gains (almost) for free via further regularization of the losses. It remains to examine whether DAIR could be used as a component for solving domain generalization for arbitrary domain shifts where data augmentation pairing cannot be performed in a straightforward fashion.

Thirdly, we demonstrated the effectiveness of DAIR on a variety of supervised tasks involving multimodal, generative and regression models. However, the applicability of DAIR to semi-supervised or self-supervised learning remains to be seen.

Finally, while we showed that DAIR boosts existing performance metrics, such as accuracy, the interplay of DAIR with other important socially consequential metrics, such as group fairness and privacy, was not explored in this paper. It remains to be seen whether DAIR may have any positive or negative consequences on these other Responsible AI metrics.