

Laboratory observation and astronomical search of 1-cyano propargyl radical, HCCCHCN [★]

C. Cabezas¹, M. Nakajima², C. H. Chang³, M. Agúndez¹, Y. Endo³, and J. Cernicharo¹

¹ Grupo de Astrofísica Molecular, Instituto de Física Fundamental (IFF-CSIC), C/ Serrano 121, 28006 Madrid, Spain. e-mail: carlos.cabezas@csic.es

² Department of Basic Science, Graduate School of Arts & Sciences, The University of Tokyo, Komaba 3-8-1, Meguro-ku, Tokyo, 153-8902, Japan

³ Department of Applied Chemistry, Science Building II, National Yang Ming Chiao Tung University, 1001 Ta-Hsueh Rd., Hsinchu 30010, Taiwan

Received; accepted

ABSTRACT

Context. The reaction between carbon atoms and vinyl cyanide, CH₂CHCN, is a formation route to interstellar 3-cyano propargyl radical, CH₂C₃N, a species that has recently been discovered in space. The 1-cyano propargyl radical (HC₃HCN), an isomer of CH₂C₃N, is predicted to be produced in the same reaction at least twice more efficiently than CH₂C₃N. Hence, HC₃HCN is a plausible candidate to be observed in space as well.

Aims. We aim to generate the HC₃HCN radical in the gas phase in order to investigate its rotational spectrum. The derived spectroscopic parameters for this species will be used to obtain reliable frequency predictions to support its detection in space.

Methods. The HC₃HCN radical was produced by an electric discharge, and its rotational spectrum was characterized using a Balle-Flygare narrowband-type Fourier-transform microwave spectrometer operating in the frequency region of 4-40 GHz. The spectral analysis was supported by high-level ab initio calculations.

Results. A total of 193 hyperfine components that originated from 12 rotational transitions, *a*- and *b*-type, were measured for the HC₃HCN radical. The analysis allowed us to accurately determine 22 molecular constants, including rotational and centrifugal distortion constants as well as the fine and hyperfine constants. Transition frequency predictions were used to search for the HC₃HCN radical in TMC-1 using the QUIJOTE survey between 30.1-50.4 GHz. We do not detect HC₃HCN in TMC-1 and derive a 3 σ upper limit to its column density of 6.0 $\times 10^{11}$ cm⁻².

Conclusions.

Key words. Astrochemistry — ISM: molecules — ISM: individual (TMC-1) — methods: laboratory: molecular — molecular data

1. Introduction

The radioastronomical discovery of new molecules in space is highly dependent on the availability of precise rotational spectroscopic laboratory data. Only a few molecular species have been detected in space prior to their characterization in the laboratory. Some examples of this type are HCO⁺ (Buhl & Snyder 1970), C₄H (Güelin et al. 1978), HCS⁺ (Thaddeus et al. 1981), C₅H (Cernicharo et al. 1986), C₆H (Suzuki et al. 1986), and C₃H⁺ (Pety et al. 2012). All of them were confirmed later on in the laboratory. Other cases such as C₅N⁻ (Cernicharo et al. 2008), MgC₃N and MgC₄H (Cernicharo et al. 2019), HC₅NH⁺ (Marcelino et al. 2020), MgC₅N and MgC₆H (Pardo et al. 2021), and H₂NC (Cabezas et al. 2021a) have not been yet observed in the laboratory. Although most of these molecules are open-shell species, they display almost trivial spectral patterns, except for H₂NC. These patterns allowed their identifications in the line surveys only supported by dedicated ab initio calculations. However, other interstellar molecules and potential candidates have much more complex rotational spectra due to the presence of

two or three nuclei with nonzero nuclear spins, which causes complicated line splitting by interactions of different types of angular momenta. In these cases, ab initio calculations are not enough to identify their spectral features in the line surveys, and the laboratory experiments are invaluable tools (Cabezas et al. 2021c).

An example of this type of open-shell species is the 3-cyano propargyl radical, CH₂C₃N, which was recently discovered in space (Cabezas et al. 2021b). Its astronomical identification was possible through high-resolution laboratory experiments (Chen et al. 1998; Tang et al. 2001), which provided frequency predictions with an accuracy better than 10 kHz in the 30-50 GHz region. The hyperfine components for seven rotational transitions of CH₂C₃N were detected in the cold dark cloud TMC-1 using the Yebes 40m telescope. The matching of these precise frequencies to interstellar features was then aided by the sharpness of the radio emission features in TMC-1, around 40 kHz at 40 GHz.

One of the routes to form CH₂C₃N in space is the reaction C + CH₂CHCN \rightarrow CH₂C₃N + H. This reaction has been studied using crossed molecular beam experiments and theoretical calculations (Su et al. 2005; Guo et al. 2006). These studies indicate that the reaction is barrierless and occurs through H atom elimination, yielding as main products the radicals 3-cyano propargyl (CH₂C₃N) and its isomer 1-cyano propargyl (HC₃HCN). The

[★] Based on observations carried out with the Yebes 40m telescope (projects 19A003, 20A014, and 20D15). The 40m radiotelescope at Yebes Observatory is operated by the Spanish Geographic Institute (IGN, Ministerio de Transportes, Movilidad y Agenda Urbana).

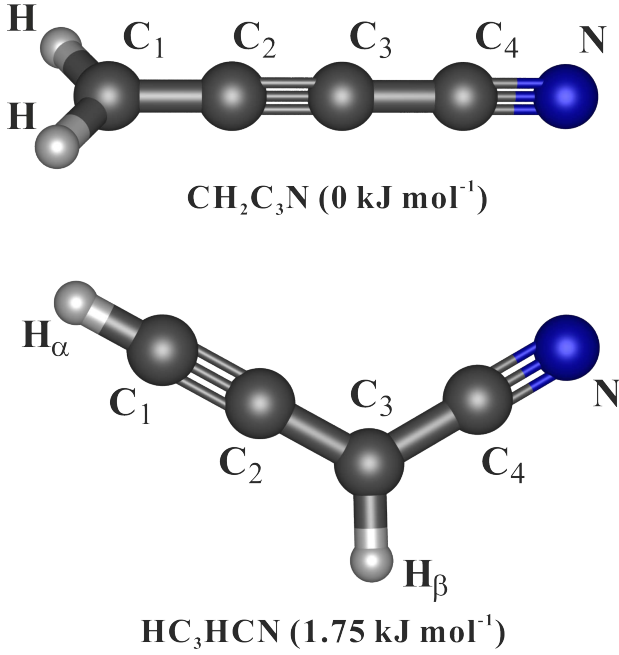


Fig. 1. Molecular structures and relative energies of the CH₂C₃N and HC₃HCN radicals.

latter is inferred to be produced at least twice more efficiently than the former (Guo et al. 2006), and thus, it is a good candidate for detection in TMC-1 as well.

As far as we could ascertain from the literature, no spectroscopic work on 1-cyano propargyl radical (HC₃HCN) has been published so far. The only information about this species is that mentioned previously about crossed molecular beam experiments and theoretical calculations (Su et al. 2005; Guo et al. 2006). In the present work, we report the first rotational study of HC₃HCN using Fourier transform microwave (FTMW) spectroscopy supported by ab initio calculations. In addition, we carried out an astronomical search of HC₃HCN in TMC-1 using accurate frequency predictions derived from our spectroscopic study.

2. Experiment

The rotational spectrum of the HC₃HCN radical was observed using a Balle-Flygare narrowband-type FTMW spectrometer operating in the frequency region of 4–40 GHz (Endo et al. 1994; Cabezas et al. 2016). The short-lived species HC₃HCN was produced in a supersonic expansion by a pulsed electric discharge of a gas mixture of CH₂CHCN (0.2%) and C₂H₂ (0.4%) diluted in Ar. This gas mixture was flowed through a pulsed-solenoid valve that is accommodated in the backside of one of the cavity mirrors and aligned parallel to the optical axis of the resonator. A pulse voltage of 900 V with a duration of 450 μs was applied between stainless-steel electrodes attached to the exit of the pulsed discharge nozzle (PDN), resulting in an electric discharge synchronized with the gas expansion. The resulting products generated in the discharge were supersonically expanded, rapidly cooled to a rotational temperature of ~2.5 K between the two mirrors of the Fabry-Pérot resonator, and then probed by FTMW spectroscopy. For measurements of the paramagnetic lines, the Earth’s magnetic field was cancelled by using three sets of Helmholtz coils placed perpendicularly to one another. Since the PDN is arranged parallel to the cavity of the spectrometer, it is possible to suppress the Doppler broadening of the spec-

Table 1. Spectroscopic parameters of HC₃HCN (all in MHz).

Parameter	Experimental	Theoretical
<i>A</i>	29173.01440(72) ^a	27909 ^b
<i>B</i>	2807.94534(25)	2835 ^b
<i>C</i>	2556.92917(25)	2574 ^b
Δ_N	0.0014120(19)	0.0014 ^c
Δ_{NK}	−0.109826(50)	−0.091 ^c
δ_N	0.0003574(45)	0.000345 ^c
ϵ_{aa}	−60.5224(30)	−51.35 ^c
ϵ_{bb}	−5.3817(12)	−6.385 ^c
ϵ_{cc}	−0.5405(13)	−1.60 ^c
ϵ_{ab}	±1.214(73) ^d	±1.64 ^c
$a_F^{(H_\alpha)}$	−32.2969(32)	−31.70 ^e
$T_{aa}^{(H_\alpha)}$	8.7599(36)	9.14 ^e
$T_{bb}^{(H_\alpha)}$	−7.9786(61)	−8.43 ^e
$T_{ab}^{(H_\alpha)}$	±12.58(20) ^d	±13.55 ^e
$a_F^{(H_\beta)}$	−51.3475(46)	−55.10 ^e
$T_{aa}^{(H_\beta)}$	−25.3318(27)	−29.31 ^e
$T_{bb}^{(H_\beta)}$	24.5181(48)	28.42 ^e
$T_{ab}^{(H_\beta)}$	[±0.79] ^f	±0.79 ^e
$a_F^{(N)}$	6.6999(27)	1.1852 ^e
$T_{aa}^{(N)}$	−10.3977(22)	−11.33 ^e
$T_{bb}^{(N)}$	−9.1827(48)	−9.51 ^e
$T_{ab}^{(N)}$	[±1.72]	±1.72 ^e
$\chi_{aa}^{(N)}$	−2.7743(22)	−2.82 ^e
$\chi_{bb}^{(N)}$	0.6098(42)	0.57 ^e
$\chi_{ab}^{(N)}$	[±2.70]	±2.70 ^e
$ \mu_a $		3.70 ^{b,g}
$ \mu_b $		1.77 ^{b,g}

Notes. ^(a) Numbers in parentheses are 1 σ uncertainties in units of the last digits. ^(b) RCCSD(T)/cc-pCVQZ. ^(c) MP2/cc-pVTZ. ^(d) Only the relative signs are determined. ^(e) QCISD/cc-pVTZ. ^(f) Values in brackets were fixed to the theoretical values. ^(g) In units of Debye.

tral lines, which allows resolving small hyperfine splittings. The spectral resolution is 5 kHz, and the frequency measurements have an estimated accuracy better than 3 kHz.

3. Ab initio calculations

The geometry optimization calculation of HC₃HCN was carried out using the spin-restricted coupled cluster method with single, double, and perturbative triple excitations (RCCSD(T); Raghavachari et al. 1989) with all electrons (valence and core) correlated and the Dunning correlation-consistent basis sets with polarized core-valence correlation quadruple- ζ (cc-pCVQZ; Woon & Dunning 1995). At the optimized geometry, electric dipole moment components along the *a*- and *b*-inertial axes were calculated at the same level of theory as that for the geometrical optimization. The calculations were performed using the MOLPRO 2020.2 program (Werner et al. 2020). The fine and hyperfine coupling constants of the HC₃HCN radical were estimated at the second-order Møller-Plesset perturbation (MP2; Møller & Plesset 1934) and the quadratic configuration interaction with single- and double-excitation (QCISD; Pople et al. 1987) levels of calculations, with the cc-pVTZ basis set (Woon & Dunning 1995). Harmonic frequencies were computed at the MP2/cc-pVTZ level of theory to estimate the centrifugal distortion constants. These calculations were performed using the Gaussian16 (Frisch et al. 2016) program package. The calculated geometry of HC₃HCN in the ²A'' ground electronic state is depicted in Fig. 1 together with that for the CH₂C₃N isomer. The

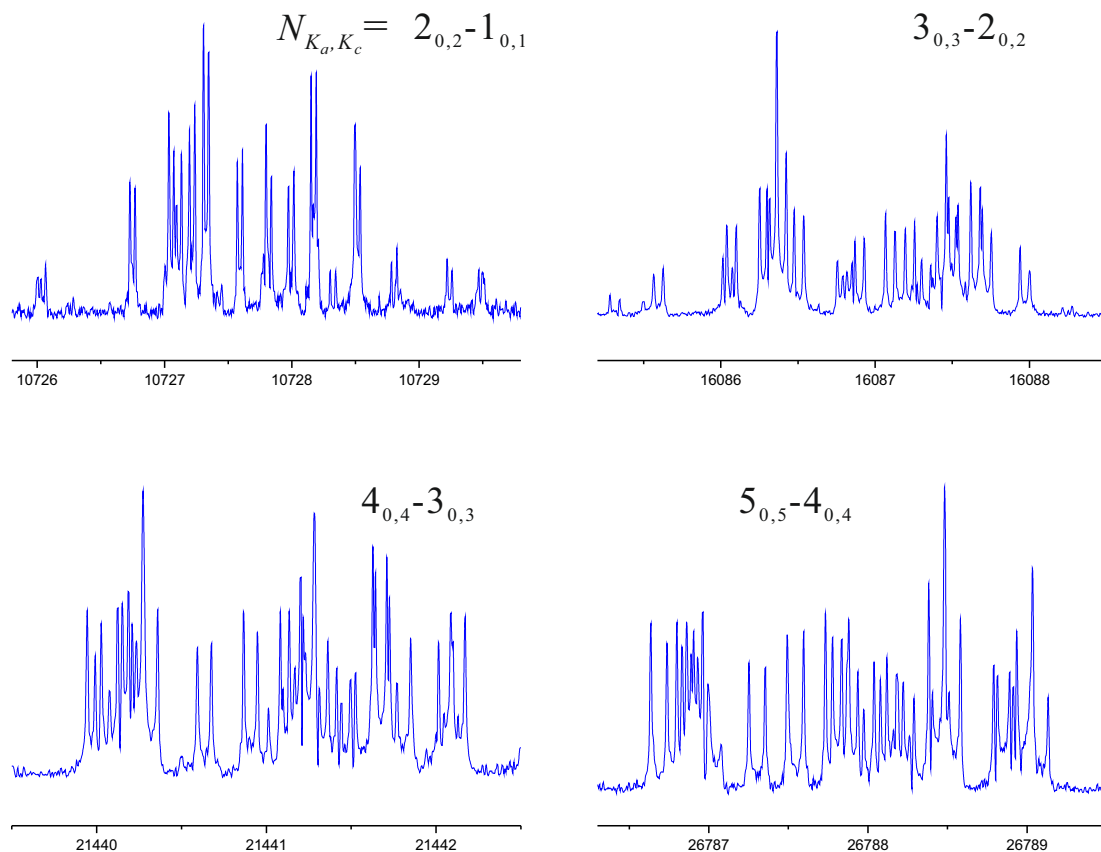


Fig. 2. Four $K_a = 0$ a -type rotational transitions for the HC₃HCN radical. For the $2_{0,2}-1_{0,1}$, $3_{0,3}-2_{0,2}$, and $4_{0,4}-3_{0,3}$ transitions, additional hyperfine components, which are not shown in this figure, were also observed. The abscissa corresponds to the frequency of the lines in MHz. The spectra were achieved by 100 shots of accumulation and a step scan of 0.5 MHz with a repetition rate of 10 Hz. The coaxial arrangement of the adiabatic expansion and the resonator axis produces an instrumental Doppler doubling. The resonance frequencies are calculated as the average of the two Doppler components.

calculated molecular parameters and the dipole moment components are summarized in Table 1.

In addition, we carried out optimization calculations for the CH₂C₃N isomer in order to ascertain the relative energies of this species and HC₃HCN. The RCCSD(T)/cc-pCVQZ energies with the zero-point energy corrections at RCCSD/cc-VQZ level of theory indicate that the CH₂C₃N isomer is slightly more stable than HC₃HCN by 1.75 kJ mol⁻¹. Su et al. (2005) carried out quantum chemical calculations for HC₃HCN and CH₂C₃N isomers at the B3LYP/6-311G(d,p)/CCSD(T)/6-311G(d,p) level of theory. They found that CH₂C₃N is more stable by 14.9 kJ mol⁻¹ when B3LYP/6-311G(d,p) energies are taken into account. However, HC₃HCN is 2.1 kJ mol⁻¹ more stable than CH₂C₃N if the CCSD(T)/6-311G(d,p) energies are considered. Given the small energy differences, which are of the order of the error of the calculations, we can consider that the two isomers CH₂C₃N and HC₃HCN are nearly isoenergetic.

4. Rotational spectrum analysis

The predicted a -type dipole moment for the HC₃HCN radical is 3.70 D, and thus, the a -type rotational transitions are expected to be fairly strong. Hence, we first tried to observe this type of transition. In particular, we searched for the $N_{K_a,K_c} = 2_{0,2}-1_{0,1}$ transition, which is predicted around 10.8 GHz. A group of more than 20 paramagnetic lines were observed in the 10.7 GHz re-

gion. The $3_{0,3}-2_{0,2}$, $4_{0,4}-3_{0,3}$, and $5_{0,5}-4_{0,4}$ transitions were then searched around 16.1, 21.5, and 26.8 GHz. Three groups of paramagnetic lines with a similar spectral pattern to that observed in the 10.7 GHz region were found around these frequencies. Figure 2 shows the recorded spectra for the a -type $K_a = 0$ rotational transitions. The HC₃HCN radical was readily confirmed as the spectral carrier based on the following arguments. (i) The observed transition frequencies agree well with the calculated frequencies, (ii) each transition has a hyperfine spectral structure similar to that expected for an open-shell species with three coupling nuclei, and (iii) the lines exhibit the paramagnetic behavior.

The hyperfine components for these four transitions were analyzed using an appropriate Hamiltonian for an asymmetric top molecule with a doublet electronic state ($^2A''$) and the centrifugal distortion expressed in Watson's A -reduced form (Watson 1967). The employed Hamiltonian has the following form:

$$\mathbf{H} = \mathbf{H}_{rot} + \mathbf{H}_{sr} + \mathbf{H}_{mhf} + \mathbf{H}_Q, \quad (1)$$

where \mathbf{H}_{rot} contains rotational and centrifugal distortion parameters, \mathbf{H}_{sr} is the spin-rotation term, \mathbf{H}_{mhf} represents the magnetic hyperfine coupling interaction term due to the hydrogen and nitrogen nuclei, and \mathbf{H}_Q represents the nuclear electric quadrupole interaction due to the nitrogen nucleus. A complete description of these terms can be found in Hirota (1985). The coupling scheme used is $\mathbf{J} = \mathbf{N} + \mathbf{S}$, $\mathbf{F}_1 = \mathbf{J} + \mathbf{I}_1$, $\mathbf{F}_2 = \mathbf{F}_1 + \mathbf{I}_2$, and $\mathbf{F} = \mathbf{F}_2 + \mathbf{I}_3$, where $\mathbf{I}_1 = \mathbf{I}(\text{H}_\beta)$, $\mathbf{I}_2 = \mathbf{I}(\text{H}_\alpha)$ and $\mathbf{I}_3 = \mathbf{I}(\text{N})$.

Table 2. Spin-rotation interaction, Fermi coupling, and dipole-dipole constants for HC₃HCN and CH₂C₃N (all in MHz).

Parameter	HC ₃ HCN	CH ₂ C ₃ N
ϵ_{aa}	-60.5224	-660.330
ϵ_{bb}	-5.3817	-4.2396
ϵ_{cc}	-0.5405	-0.3955
$a_F^{(H_a)}$	-32.2969	-50.69 ^a
$a_F^{(H_b)}$	-51.3475	-50.69 ^a
$a_F^{(N)}$	6.6999	5.1618
$T_{aa}^{(N)}$	-10.3977	-8.2149
$T_{bb}^{(N)}$	-9.1827	-5.362

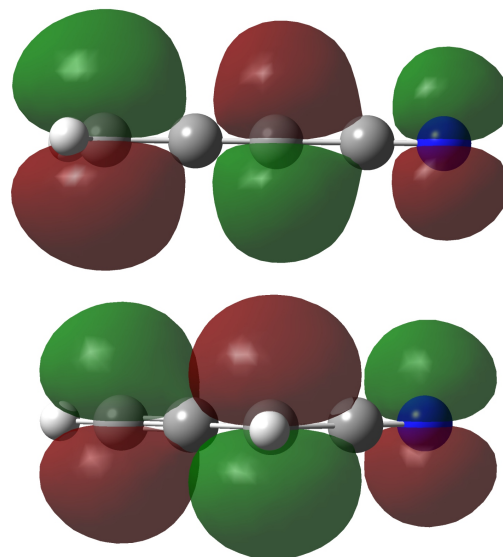
Notes. ^(a) The notation (H_a) and (H_b) does not apply to CH₂C₃N.

An initial fit to the $K_a = 0$ transition frequencies provided a first set of experimental constants for HC₃HCN, which was later on refined. The following assignment was performed in a classical bootstrap manner, where assigned transitions were used to improve the frequency predictions and to search for new ones. In this manner, we measured six $K_a = 1$ a -type transitions with $N = 2, 3$, and 4 and two b -type Q -branch transitions, $1_{1,0}-1_{0,1}$ and $2_{1,1}-2_{0,2}$. The final dataset consists of 193 hyperfine components that originated from 12 rotational transitions. Table A.1 contains the experimental and calculated frequencies for all the observed hyperfine components as well as their relative intensities within a particular rotational transition, normalized to the degeneracy of the lower level. Twenty-two molecular constants were determined by the least-squares analysis for all the observed transition frequencies. The standard deviation of the fit is 2.0 kHz, which is slightly smaller than the experimental accuracy of the measurements, indicating that the complicated hyperfine structures caused by the three nuclei are well described by the employed Hamiltonian. The determined molecular constants are summarized in Table 1 along with those predicted by ab initio calculations.

5. Discussion

As mentioned before, a total of 22 molecular constants were determined from the fit. For 2 of them, ϵ_{ab} and $T_{ab}^{(H_a)}$, only the relative signs could be determined. In addition to these 22 parameters, we included in the fit 3 parameters, $T_{ab}^{(H_b)}$, $T_{ab}^{(N)}$, and $\chi_{ab}^{(N)}$, fixed to the theoretical values. This resulted in an improvement of the standard deviation of the fit from 2.4 kHz to the final deviation of 2.0 kHz. In general, Table 1 shows that the experimentally determined values agree well with the ab initio ones, which implies that the calculated molecular structure is reasonable. The B and C calculated constants show relative errors from the experimental values of 0.7 and 0.9 %, respectively. In contrast, the relative error for the A constant is fairly large, around 4.3%. We tried to reproduce the experimental value of the A constant by increasing the level of calculation, but no better results were found. We also considered that this discrepancy could be due to the vibrational contribution. However, our vibration-rotation calculations showed that this contribution is not that large, it is smaller than 0.5%.

If scaled by the rotational constants, the spin-rotation interaction constants determined for HC₃HCN are similar to those for the CH₂C₃N isomer, as shown in Table 2. The A , B , and C constants for CH₂C₃N are 288000, 2195.08395, and 2177.77590 MHz, respectively (Tang et al. 2001). This implies that the two radicals have a nearly equal-energy excited states, $^2B^2$ in the case of CH₂C₃N and $^2A'$ for HC₃HCN, which contribute

**Fig. 3.** Molecular orbital for the unpaired electron in CH₂C₃N (top) and HC₃HCN (bottom).

mainly to the spin-rotation interaction constants in the ground state through the spin-orbit coupling. The Fermi coupling constants give direct information of the unpaired electron density on the nuclei. The $a_F^{(H_a)}$ and $a_F^{(H_b)}$ have negative values due to the spin-polarization in the C-H bonds. The difference in the absolute values between $a_F^{(H_a)}$ and $a_F^{(H_b)}$ indicate that the unpaired electron density in C₁ is lower than that in C₃. This is consistent with the predictions of the molecular structure and the unpaired electron orbital depicted in Figure 3.

As shown in Table 2, the $a_F^{(H_b)}$ value is very similar to that found for the hydrogen nuclei of CH₂C₃N. Hence, it can be inferred that the unpaired electron density in C₁ of CH₂C₃N is very much like that in C₃ of HC₃HCN, which is illustrated in Figure 3. As for the nitrogen nucleus, the a_F constant is almost similar in HC₃HCN and CH₂C₃N. On the other hand, the determined T_{aa} and T_{bb} constants for the nitrogen nucleus in HC₃HCN are very similar and roughly satisfy the relation $T_{cc} = -2T_{aa} = -2T_{bb}$. This indicates that the orientation of the unpaired electron is along the c -axis and occupies a p_π molecular orbital extending perpendicular to the molecular plane. This is shown in Figure 3. The values for T_{aa} and T_{bb} in both HC₃HCN and CH₂C₃N radicals are comparable, which indicates that the unpaired electron density around the nitrogen nucleus in both radicals is almost the same. All these facts reveal similarities between the ground states of both radicals.

Three canonical forms can be used to describe the HC₃HCN radical: H-C≡C-CH-C≡N, H-C≡C=CH-C≡N, and H-C≡C-CH=C=N. The calculated bond lengths for HC₃HCN are 1.217 Å, 1.385 Å, 1.407 Å, and 1.164 Å for C₁-C₂, C₂-C₃, C₃-C₄, and C₄-N, respectively. The bond distances C₁-C₂ and C₄-N are almost identical to those found in the molecule HC₃N (Botschwina et al. 1993), 1.206 Å and 1.161 Å for C-C and C-N triple bonds, respectively. The C₂-C₃ and C₃-C₄ lengths are slightly larger than the C-C single-bond distance in HC₃N. Although the three Lewis structures are contributing to the electronic structure for the $^2A''$ ground state, the ab initio geometry indicates that the H-C≡C-CH-C≡N form contributes slightly more than the other two. This agrees with the molecular orbital of the unpaired electron for HC₃HCN shown in Figure 3 and the values determined for the Fermi constants.

Table 3. Rotational partition function for HC₃HCN at different temperatures.

Temperature/K	Q_r
300.000	694460.4
225.000	559886.3
150.000	388347.4
75.000	175077.8
37.500	66626.2
18.750	24000.2
10.000	9495.6
9.375	8634.1

6. Astronomical search

From the spectroscopic parameters presented in Table 1, we generated reliable frequency predictions to guide the astronomical search for HC₃HCN. The predictions have an accuracy better than 10 kHz in the Q band (30-50 GHz) and ~10-20 kHz in the W band (72-116 GHz). The rotational partition functions we used in these predictions are listed in Table 3. They were calculated considering a maximum value of $N = 40$. The frequency predictions for HC₃HCN up to 300 GHz calculated at $T = 10$ K and 300 K are available at the CDS, Tables A.2 and A.3 respectively.

We searched for the HC₃HCN radical toward the cold dark molecular cloud TMC-1, where the CH₂C₃N isomer has been detected (Cabezas et al. 2021b). The spectral data employed in this work are part of the QUIJOTE¹ line survey (Cernicharo et al. 2021a), performed toward TMC-1 ($\alpha_{J2000} = 4^h41^m41.9^s$ and $\delta_{J2000} = +25^\circ41'27.0''$) in the Q band using the Yebes 40m radiotelescope. The observations were performed in three different observing runs during November 2019 and April 2021. The first observing run allowed the detection of the C₃N⁻ and C₅N⁻ anions (Cernicharo et al. 2020a) and the discoveries of HC₄NC (Cernicharo et al. (2020b)), HC₃O⁺ (Cernicharo et al. (2020c)), and HC₅NH⁺ (Marcelino et al. 2020). Sensitivity improvements from additional observations performed in October 2020 resulted in the detection of HDCCN (Cabezas et al. 2021c), HC₃S⁺ (Cernicharo et al. 2021b), and CH₃CO⁺ (Cernicharo et al. 2021b) and three isomers with the formula C₄H₃N (Marcelino et al. 2021). The last observing run performed between December 2020 and April 2021 resulted in new discoveries, including hydrocarbon species such as the CH₂CCH radical (Agúndez et al. 2021a), CH₂CHCCH and CH₂CCHCCH (Cernicharo et al. 2021d,e), *l*-H₂C₅ (Cabezas et al. 2021d), *c*-C₃HCCH, *c*-C₅H₆, and *c*-C₉H₈ (Cernicharo et al. 2021f); sulphur-bearing species such as NCS, HCCS, H₂CCS, H₂CCCS, C₄S, HCSCN, and HCSCCH (Cernicharo et al. 2021g,h); O-bearing complex organic molecules such as C₂H₃CHO, C₂H₃OH, HCOOCH₃, and CH₃OCH₃ (Agúndez et al. 2021b), and deuterated isotopologs such as CH₂DC₃N (Cabezas et al. 2021e).

All observations were carried out using the frequency-switching technique, with a frequency throw of 10 MHz during the first two observing runs and a throw of 8 MHz in the later ones. The intensity scale, the antenna temperature T_A^* , was calibrated using two absorbers at different temperatures and the atmospheric transmission model (ATM; Cernicharo 1985; Pardo et al. 2001). Different frequency coverages were observed, 31.08-49.52 GHz and 31.98-50.42 GHz, which permit verifying that no spurious ghosts are produced in the down-conversion chain

¹ Q-band Ultrasensitive Inspection Journey to the Obscure TMC-1 Environment

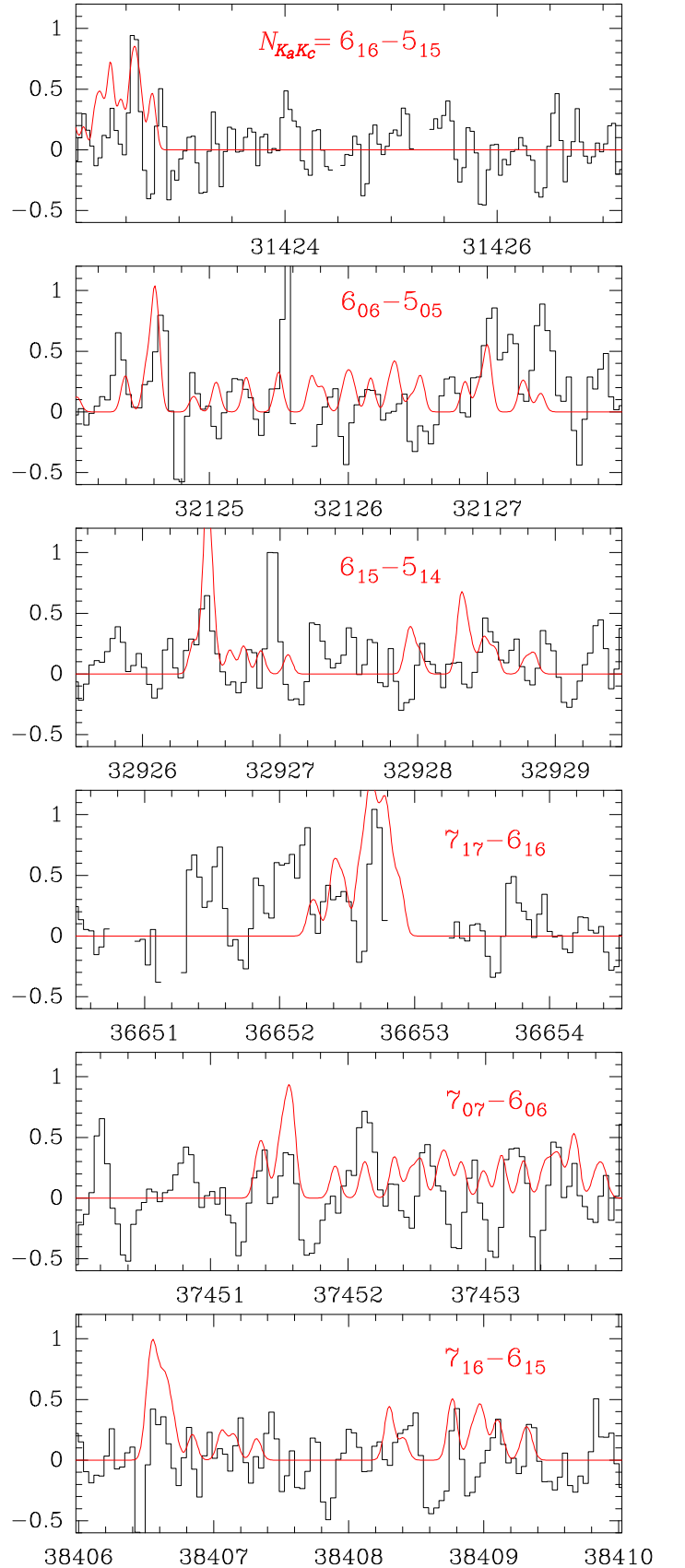


Fig. 4. Observed data of TMC-1 from the QUIJOTE line survey (black histogram) and synthetic spectra calculated adopting as column density the upper limit given in the text (red curve). For each rotational transition, the most intense hyperfine components are shown. The abscissa corresponds to the rest frequency assuming a local standard of rest velocity of 5.83 km s⁻¹. The ordinate is the antenna temperature in millikelvin.

in which the signal coming from the receiver is downconverted to 1–19.5 GHz and then split into eight bands with a coverage of 2.5 GHz, each of which are analyzed by the FFTs. Calibration uncertainties were adopted to be 10 % based on the observed repeatability of the line intensities between different observing runs. All data were analyzed using the GILDAS package².

The frequency predictions were implemented in the MADEX code (Cernicharo 2012) to compute synthetic spectra assuming local thermodynamic equilibrium. We used the dipole moment components from Table 1 and assumed a rotational temperature of 7 K (Cabezas et al. 2021b) and a $v_{\text{LSR}} = 5.83 \text{ km s}^{-1}$ (Cernicharo et al. 2020a). Figure 4 shows the spectrum of TMC-1 at the frequencies of selected transitions of HC₃HCN, together with the synthetic spectra calculated with MADEX. Lines of HC₃HCN are not clearly seen in our TMC-1 data. The sensitivity of the QUIJOTE line survey varies between 0.17 and 0.3 mK in the 31–50 GHz domain. Adopting the observed 3σ limits to the intensity of strongest components of HC₃HCN, we derive a 3σ upper limit to the column density of this species in TMC-1 of $6.0 \times 10^{11} \text{ cm}^{-2}$.

Given the column density of CH₂C₃N in TMC-1, $1.6 \times 10^{11} \text{ cm}^{-2}$ (Cabezas et al. 2021b), the column density ratio between the two isomers HC₃HCN/CH₂C₃N is < 3.8 . This means that even if HC₃HCN is not detected, it could still be more abundant than CH₂C₃N. The nonobservation of the HC₃HCN radical can be explained by the large partition function for HC₃HCN compared to that for CH₂C₃N. For example, the partition function at 10 K for HC₃HCN is 9462, while that for ortho-CH₂C₃N is 1718. Hence, the expected intensity of the lines of HC₃HCN, assuming the same column density as for CH₂C₃N, will be much lower, which makes its detection more difficult. The chemistry of CH₂C₃N in TMC-1 has been discussed by Cabezas et al. (2021b). The main formation reactions are $\text{C} + \text{CH}_2\text{CHCN}$, $\text{C}_2 + \text{CH}_3\text{CN}$, $\text{CN} + \text{CH}_2\text{CCH}$, and $\text{CH}_3\text{C}_3\text{NH}^+ + \text{e}^-$. The best-studied of these reactions is $\text{C} + \text{CH}_2\text{CHCN}$ (Su et al. 2005; Guo et al. 2006). Theoretical calculations predict that in this reaction HC₃HCN is formed five times faster than CH₂C₃N (Su et al. 2005), while crossed-beam experiments also favor HC₃HCN as the main product, at least twice more than CH₂C₃N (Guo et al. 2006). It is still necessary to study the other potential routes to these radicals mentioned above. However, if the reaction $\text{C} + \text{CH}_2\text{CHCN}$ is one of the dominant routes to CH₂C₃N in TMC-1, as suggested by the chemical model presented by Cabezas et al. (2021b), and if this reaction produces HC₃HCN with an even higher branching ratio than CH₂C₃N, it is likely that a deeper integration will lead to the detection of the HC₃HCN radical in TMC-1. This will also allow us to better constrain the formation routes to these radicals and their role as intermediates in the buildup of large organic molecules in cold dark clouds.

7. Conclusion

We report the investigation of the rotational spectrum of 1-cyano propargyl radical, HC₃HCN. This transient species was generated in the gas phase using an electric discharges technique and was then characterized by Fourier transform microwave spectroscopy. A total of 193 hyperfine components that originated from 12 rotational transitions were observed and analyzed with a $^2A''$ Hamiltonian. Accurate values for 22 molecular constants were derived from the analysis, indicating that the complicated hyperfine structures caused by the three nuclei with nonzero nuclear spin are well described by the employed Hamiltonian. The

values of the hyperfine constants for the hydrogen and nitrogen nuclei were compared to those found for the CH₂C₃N isomer, and it seems that both radicals share some electronic similarities. Reliable frequency predictions were obtained from the molecular parameters derived from the spectroscopic analysis. These predictions were used to search for HC₃HCN in TMC-1 using the QUIJOTE line survey. We cannot confirm the presence of HC₃HCN in TMC-1, but we obtained a 3σ upper limit to its column density of $6.0 \times 10^{11} \text{ cm}^{-2}$.

Acknowledgements. The Spanish authors thank ERC for funding through grant ERC-2013-Syg-610256-NANOCOSMOS and Ministerio de Ciencia e Innovación for funding support through projects PID2019-106235GB-I00 and PID2019-107115GB-C21 / AEI / 10.13039/501100011033. MA thanks Ministerio de Ciencia e Innovación for grant RYC-2014-16277. Y. Endo thanks Ministry of Science and Technology of Taiwan through grant MOST108-2113-M-009-25.

References

- Agúndez, M., & Wakelam, V. 2013, *Chem. Rev.*, 113, 8710
 Agúndez, M., Marcelino, N., & Cernicharo, J., et al. 2018, *ApJ*, 861, L22
 Agúndez, M., Cabezas, C., Tercero, B., et al. 2021a, *A&A*, 647, L10
 Agúndez, M., Marcelino, N., Tercero, B., et al. 2021b, *A&A*, 649, L4
 Botschwina, P., Horn, M., Seeger, S., & Flügge, J., 1993, *Mol. Phys.*, 78, 191
 Buhl, D. & Snyder, L. E. 1970, *Nature*, 228, 267
 Cabezas, C., Guillemin, J.-C., Endo, Y. 2016, *J. Chem. Phys.*, 145, 184304.
 Cabezas, C., Agúndez, M., Marcelino, N., et al. 2021a, *A&A*, 654, A45
 Cabezas, C., Agúndez, M., Marcelino, N., et al. 2021b, *A&A*, 654, L9
 Cabezas, C., Endo, Y., Roueff, E., et al. 2021c, *A&A*, 646, L1
 Cabezas, C., Tercero, B., Agúndez, M., et al. 2021d, *A&A*, 650, L9
 Cabezas, C., Roueff, E., Tercero, B., et al. 2021e, *A&A*, 650, L15
 Chen, W., McCarthy, M. C., Travers, M. J., et al., 1998, *ApJ*, 492, 849
 Cernicharo, J. 1985, Internal IRAM report (Granada: IRAM)
 Cernicharo, J., Kahane, C., Gómez-González, J., & Guélin, M., 1986, *A&A*, 167, L5
 Cernicharo, J., Guélin, M., Agúndez, M., et al. 2008, *ApJ*, 688, L83
 Cernicharo, J. 2012, in *European Conference on Laboratory Astrophysics*, eds. C. Stehlé, C. Joblin, & L. d'Hendecourt, EAS Publication Series, 58, 251
 Cernicharo, J., Cabezas, C., Pardo, J.R., et al., 2019, *A&A*, 630, L2
 Cernicharo, J., Agúndez, M., Kaiser, R., et al. 2021a, *A&A*, 652, L9
 Cernicharo, J., Marcelino, N., Pardo, J. R., et al. 2020a, *A&A*, 641, L9
 Cernicharo, J., Marcelino, N., Agúndez, M., et al. 2020b, *A&A*, 642, L8
 Cernicharo, J., Marcelino, N., Agúndez, M., et al. 2020c, *A&A*, 642, L17
 Cernicharo, J., Cabezas, C., Endo, Y., et al. 2021b, *A&A*, 646, L3
 Cernicharo, J., Cabezas, C., Baillieux, S., et al. 2021c, *A&A*, 646, L7
 Cernicharo, J., Agúndez, M., Cabezas, C., et al. 2021d, *A&A*, 647, L2
 Cernicharo, J., Cabezas, C., Agúndez, M., et al. 2021e, *A&A*, 647, L3
 Cernicharo, J., Agúndez, M., Cabezas, C., et al. 2021f, *A&A*, 649, L15
 Cernicharo, J., Cabezas, C., Agúndez, M., et al. 2021g, *A&A*, 648, L3
 Cernicharo, J., Cabezas, C., Agúndez, M., et al. 2021h, *A&A*, 650, L14
 Endo, Y., Kohguchi, H., Ohshima, Y. 1994, *Faraday Discuss.*, 97, 341.
 Frisch, M. J., Trucks, G. W., Schlegel, H. B., et al. 2016, *Gaussian 16 Revision A.03*
 Guélin, M., Green, S., & Thaddeus, P. 1978, *ApJ*, 224, L27
 Guo, Y., Gu, X., Zhang, F., et al. 2006, *PCCP*, 8, 5454
 Hirota, E. 1985, *High-Resolution Spectroscopy of Transient Molecules* (Berlin: Springer-Verlag)
 Marcelino, N., Agúndez, M., Tercero, B., et al. 2020, *A&A*, 643, L6
 Guillemin, N., Tercero, B., Agúndez, M., & Cernicharo, J., 2021, *A&A*, 646, L9
 McGuire, B. A. 2018, *ApJS*, 239, 17
 McGuire, B. A., Burkhardt, A. M., Kalenskii, S., et al. 2018, *Science*, 359, 202
 Möller, C., & Plesset, M. S. 1934, *Phys. Rev.*, 46, 618
 Pardo, J. R., Cernicharo, J., Serabyn, E. 2001, *IEEE Trans. Antennas and Propagation*, 49, 12
 Pardo, J.R., Bermúdez, C., Cabezas, C., et al., 2020 *A&A*, 640, L13
 Pardo, J.R., Cabezas, C., Fonfría, J. P., et al., 2021, *A&A*, 652, L13
 Pety, J., Gratier, P., Guzmán, V., et al. 2012, *A&A*, 548, A68
 Pople, J. A., Head-Gordon, M., & Raghavachari, K. 1987, *J. Chem. Phys.*, 87, 5968
 Raghavachari, K., Trucks, G. W., Pople, J. A., Head-Gordon, M., 1989, *Chem. Phys. Lett.*, 157, 479
 Su, H.-F., Kaiser, R.I., & Chang, A.H.H. 2005, *J. Chem. Phys.*, 122, 074320
 Suzuki, H., Ohishi, M., Kaifu, N., et al. 1986, *PASJ*, 38, 911
 Tang, J., Sumiyoshi, Y., & Endo, Y., 2001, *ApJ*, 492, 552, 409
 Thaddeus, P., Guélin, M., & Linke, R. A. 1981, *ApJ*, 246, L41
 Watson, J. K. G., 1967, *J. Chem. Phys.*, 46, 1935
 Werner, H.-J., Knowles, P. J., Knizia, G., et al., 2020, *MOLPRO*, version 2020.2
 Woon, D. E., & Dunning, T. H., 1995, *J. Chem. Phys.*, 103, 4572

² <http://www.iram.fr/IRAMFR/GILDAS>

**Appendix A: Laboratory observed transition
frequencies for HC₃HCN**

Table A.1. Observed transition frequencies for HC₃HCN.

N'	K'_a	K'_c	J'	F'_1	F'_2	F'	N''	K''_a	K''_c	J''	F''_1	F''_2	F''	ν_{obs} (MHz)	ν_{calc} (MHz)	Obs-Calc (MHz)	Int. ^a
2	1	2	1.5	2.0	2.5	2.5	1	1	1	0.5	1.0	1.5	1.5	10470.944	10470.945	-0.001	1.368
2	1	2	1.5	2.0	2.5	3.5	1	1	1	0.5	1.0	1.5	2.5	10472.128	10472.128	-0.000	2.269
2	1	2	2.5	3.0	2.5	3.5	1	1	1	1.5	1.0	1.5	2.5	10479.894	10479.894	-0.000	1.420
2	1	2	2.5	3.0	3.5	3.5	1	1	1	1.5	2.0	2.5	2.5	10483.322	10483.322	0.000	2.123
2	1	2	2.5	3.0	3.5	4.5	1	1	1	1.5	2.0	2.5	3.5	10486.000	10486.001	-0.001	2.994
2	1	2	2.5	3.0	2.5	3.5	1	1	1	1.5	2.0	1.5	2.5	10491.230	10491.229	0.001	0.963
2	0	2	2.5	2.0	2.5	3.5	1	0	1	1.5	2.0	2.5	3.5	10721.774	10721.774	-0.000	1.069
2	0	2	1.5	1.0	1.5	1.5	1	0	1	0.5	0.0	0.5	0.5	10722.410	10722.410	0.000	0.623
2	0	2	1.5	1.0	1.5	2.5	1	0	1	0.5	1.0	1.5	1.5	10724.395	10724.393	0.002	1.509
2	0	2	1.5	2.0	1.5	2.5	1	0	1	0.5	0.0	0.5	1.5	10724.419	10724.421	-0.002	0.914
2	0	2	2.5	2.0	1.5	1.5	1	0	1	1.5	1.0	0.5	1.5	10725.576	10725.575	0.001	0.699
2	0	2	2.5	2.0	2.5	2.5	1	0	1	1.5	2.0	2.5	2.5	10726.048	10726.048	0.000	0.467
2	0	2	2.5	3.0	3.5	2.5	1	0	1	1.5	2.0	2.5	1.5	10726.750	10726.750	0.000	2.279
2	0	2	2.5	3.0	3.5	3.5	1	0	1	1.5	2.0	2.5	2.5	10727.055	10727.055	0.000	2.803
2	0	2	2.5	3.0	2.5	2.5	1	0	1	1.5	2.0	1.5	1.5	10727.110	10727.113	-0.003	2.013
2	0	2	2.5	3.0	2.5	3.5	1	0	1	1.5	2.0	1.5	2.5	10727.218	10727.218	0.000	3.175
2	0	2	2.5	3.0	3.5	4.5	1	0	1	1.5	2.0	2.5	3.5	10727.328	10727.326	0.002	4.000
2	0	2	2.5	2.0	1.5	2.5	1	0	1	1.5	1.0	0.5	1.5	10727.593	10727.593	0.000	1.657
2	0	2	1.5	2.0	2.5	2.5	1	0	1	1.5	1.0	1.5	1.5	10727.819	10727.818	0.001	2.331
2	0	2	2.5	2.0	2.5	2.5	1	0	1	0.5	1.0	0.5	1.5	10727.996	10727.995	0.001	1.611
2	0	2	1.5	2.0	2.5	3.5	1	0	1	1.5	1.0	1.5	2.5	10728.172	10728.173	-0.001	3.199
2	0	2	2.5	2.0	1.5	2.5	1	0	1	1.5	1.0	1.5	2.5	10728.324	10728.322	0.002	0.673
2	0	2	2.5	2.0	2.5	3.5	1	0	1	0.5	1.0	1.5	2.5	10728.517	10728.517	0.000	1.759
2	0	2	2.5	2.0	1.5	1.5	1	0	1	1.5	1.0	0.5	0.5	10728.804	10728.802	0.002	0.784
2	0	2	1.5	2.0	1.5	0.5	1	0	1	0.5	1.0	0.5	0.5	10729.240	10729.240	0.000	0.601
2	0	2	2.5	2.0	1.5	0.5	1	0	1	1.5	1.0	0.5	0.5	10729.491	10729.493	-0.002	0.524
2	0	2	1.5	2.0	1.5	2.5	1	0	1	0.5	1.0	1.5	2.5	10730.484	10730.484	0.000	1.045
2	0	2	1.5	2.0	1.5	1.5	1	0	1	0.5	1.0	0.5	1.5	10731.401	10731.399	0.002	0.485
2	0	2	1.5	1.0	0.5	1.5	1	0	1	0.5	0.0	0.5	1.5	10732.834	10732.837	-0.003	0.631
2	1	1	2.5	2.0	2.5	3.5	1	1	0	1.5	1.0	1.5	2.5	10970.762	10970.763	-0.001	1.362
2	1	1	1.5	2.0	2.5	3.5	1	1	0	0.5	1.0	1.5	2.5	10972.811	10972.812	-0.001	2.241
2	1	1	1.5	2.0	2.5	2.5	1	1	0	0.5	1.0	1.5	1.5	10973.887	10973.886	0.001	1.523
2	1	1	2.5	3.0	2.5	3.5	1	1	0	1.5	1.0	1.5	2.5	10979.876	10979.875	0.001	0.488
2	1	1	2.5	3.0	2.5	2.5	1	1	0	1.5	1.0	1.5	1.5	10981.327	10981.329	-0.002	0.905
2	1	1	2.5	3.0	3.5	2.5	1	1	0	1.5	2.0	2.5	1.5	10984.470	10984.462	0.008	1.706
2	1	1	2.5	3.0	3.5	3.5	1	1	0	1.5	2.0	2.5	2.5	10984.571	10984.572	-0.001	2.320
2	1	1	2.5	3.0	3.5	4.5	1	1	0	1.5	2.0	2.5	3.5	10985.861	10985.863	-0.002	2.997
2	1	1	2.5	3.0	2.5	3.5	1	1	0	1.5	2.0	1.5	2.5	10987.152	10987.152	0.000	1.892
2	1	1	2.5	3.0	2.5	2.5	1	1	0	1.5	2.0	1.5	1.5	10987.651	10987.652	-0.001	0.629
3	1	3	2.5	3.0	2.5	2.5	2	1	2	1.5	2.0	1.5	1.5	15712.568	15712.567	0.001	1.747
3	1	3	2.5	2.0	2.5	3.5	2	1	2	1.5	1.0	1.5	2.5	15712.920	15712.919	0.001	1.772
3	1	3	2.5	3.0	2.5	3.5	2	1	2	1.5	2.0	1.5	2.5	15713.285	15713.284	0.001	2.801
3	1	3	2.5	3.0	3.5	3.5	2	1	2	1.5	2.0	2.5	2.5	15715.069	15715.070	-0.001	2.741
3	1	3	3.5	3.0	3.5	4.5	2	1	2	2.5	2.0	2.5	3.5	15716.388	15716.388	-0.000	3.269
3	1	3	3.5	3.0	3.5	3.5	2	1	2	2.5	3.0	2.5	2.5	15716.600	15716.600	-0.000	2.422
3	1	3	3.5	3.0	2.5	3.5	2	1	2	2.5	2.0	1.5	2.5	15718.283	15718.281	0.002	2.859
3	1	3	3.5	4.0	4.5	3.5	2	1	2	2.5	3.0	3.5	2.5	15718.819	15718.819	-0.000	2.827
3	1	3	3.5	4.0	3.5	3.5	2	1	2	2.5	2.0	2.5	2.5	15719.133	15719.134	-0.001	2.259
3	1	3	3.5	4.0	4.5	4.5	2	1	2	2.5	3.0	3.5	3.5	15719.421	15719.421	-0.000	3.545
3	1	3	3.5	4.0	3.5	4.5	2	1	2	2.5	3.0	2.5	3.5	15719.921	15719.920	0.001	3.761
3	1	3	3.5	4.0	4.5	5.5	2	1	2	2.5	3.0	3.5	4.5	15720.414	15720.413	0.001	4.569
3	0	3	3.5	3.0	3.5	4.5	2	0	2	2.5	3.0	3.5	4.5	16081.880	16081.880	0.000	0.701
3	0	3	2.5	2.0	1.5	1.5	2	0	2	1.5	1.0	0.5	0.5	16084.905	16084.905	-0.000	0.580
3	0	3	3.5	3.0	2.5	2.5	2	0	2	2.5	2.0	1.5	2.5	16085.313	16085.314	-0.001	0.520
3	0	3	2.5	2.0	1.5	2.5	2	0	2	1.5	1.0	0.5	1.5	16085.596	16085.596	0.000	1.481
3	0	3	3.5	4.0	3.5	2.5	2	0	2	2.5	3.0	2.5	1.5	16086.044	16086.047	-0.003	2.182
3	0	3	3.5	4.0	4.5	3.5	2	0	2	2.5	3.0	3.5	2.5	16086.070	16086.069	0.001	3.315
3	0	3	3.5	4.0	4.5	4.5	2	0	2	2.5	3.0	3.5	3.5	16086.285	16086.282	0.003	4.191
3	0	3	3.5	4.0	3.5	4.5	2	0	2	2.5	3.0	2.5	3.5	16086.331	16086.331	-0.000	4.267
3	0	3	3.5	4.0	4.5	5.5	2	0	2	2.5	3.0	3.5	4.5	16086.393	16086.393	0.000	5.143
3	0	3	3.5	4.0	3.5	3.5	2	0	2	2.5	3.0	2.5	2.5	16086.507	16086.506	0.001	3.184
3	0	3	3.5	3.0	3.5	2.5	2	0	2	2.5	2.0	2.5	1.5	16086.787	16086.784	0.003	2.138
3	0	3	2.5	2.0	2.5	2.5	2	0	2	1.5	1.0	1.5	1.5	16086.820	16086.823	-0.003	1.912
3	0	3	2.5	3.0	2.5	3.5	2	0	2	1.5	2.0	1.5	2.5	16086.900	16086.898	0.002	2.326
3	0	3	3.5	3.0	3.5	3.5	2	0	2	2.5	2.0	2.5	2.5	16087.099	16087.098	0.001	2.828
3	0	3	3.5	3.0	2.5	3.5	2	0	2	2.5	2.0	1.5	2.5	16087.226	16087.227	-0.001	2.868
3	0	3	3.5	3.0	2.5	2.5	2	0	2	2.5	2.0	1.5	1.5	16087.331	16087.331	-0.000	2.019
3	0	3	3.5	3.0	3.5	4.5	2	0	2	2.5	2.0	2.5	3.5	16087.432	16087.432	0.000	3.523
3	0	3	2.5	3.0	2.5	2.5	2	0	2	1.5	2.0	1.5	1.5	16087.494	16087.497	-0.003	1.811
3	0	3	2.5	3.0	3.5	3.5	2	0	2	1.5	2.0	2.5	2.5	16087.505	16087.505	0.000	3.237
3	0	3	2.5	3.0	3.5	4.5	2	0	2	1.5	2.0	2.5	3.5	16087.651	16087.651	-0.000	4.284
3	0	3	2.5	2.0	2.5	3.5	2	0	2	1.5	1.0	1.5	2.5	16087.723	16087.723	0.000	2.988
3	0	3	2.5	3.0	3.5	2.5	2	0	2	1.5	2.0	2.5	1.5	16087.971	16087.970	0.001	2.279

Table A.1. continued.

N'	K'_a	K'_c	J'	F'_1	F'_2	F'	N''	K''_a	K''_c	J''	F''_1	F''_2	F''	ν_{obs} (MHz)	ν_{calc} (MHz)	Obs-Calc (MHz)	Int. ^a
3	0	3	3.5	3.0	2.5	1.5	2	0	2	2.5	2.0	1.5	1.5	16088.246	16088.249	-0.003	0.372
3	0	3	2.5	3.0	2.5	3.5	2	0	2	2.5	2.0	2.5	3.5	16088.864	16088.865	-0.001	0.869
3	0	3	2.5	2.0	1.5	0.5	2	0	2	1.5	1.0	0.5	0.5	16089.521	16089.518	0.003	0.618
3	0	3	2.5	3.0	2.5	2.5	2	0	2	2.5	2.0	2.5	2.5	16090.897	16090.901	-0.004	0.345
3	0	3	2.5	2.0	1.5	1.5	2	0	2	1.5	1.0	0.5	1.5	16091.982	16091.983	-0.001	0.725
3	1	2	2.5	2.0	2.5	3.5	2	1	1	1.5	1.0	1.5	2.5	16467.119	16467.119	0.000	2.692
3	1	2	2.5	2.0	1.5	2.5	2	1	1	1.5	1.0	0.5	1.5	16467.347	16467.346	0.001	1.426
3	1	2	3.5	3.0	3.5	4.5	2	1	1	2.5	2.0	2.5	3.5	16467.658	16467.659	-0.001	3.171
3	1	2	3.5	3.0	3.5	3.5	2	1	1	2.5	2.0	2.5	2.5	16468.581	16468.581	-0.000	2.440
3	1	2	3.5	4.0	3.5	2.5	2	1	1	2.5	3.0	2.5	1.5	16468.619	16468.614	0.005	1.600
3	1	2	2.5	2.0	2.5	2.5	2	1	1	1.5	1.0	1.5	1.5	16468.773	16468.773	0.000	1.709
3	1	2	2.5	3.0	3.5	4.5	2	1	1	1.5	2.0	2.5	3.5	16469.173	16469.173	-0.000	3.768
3	1	2	2.5	3.0	3.5	3.5	2	1	1	1.5	2.0	2.5	2.5	16469.273	16469.273	-0.000	2.856
3	1	2	2.5	3.0	2.5	3.5	2	1	1	2.5	3.0	2.5	2.5	16469.522	16469.520	0.002	2.323
3	1	2	2.5	3.0	3.5	2.5	2	1	1	1.5	2.0	2.5	1.5	16469.975	16469.975	0.000	2.066
3	1	2	3.5	3.0	2.5	2.5	2	1	1	2.5	2.0	1.5	1.5	16470.036	16470.035	0.001	1.727
3	1	2	3.5	3.0	2.5	3.5	2	1	1	2.5	2.0	1.5	2.5	16470.892	16470.892	-0.000	2.718
3	1	2	3.5	4.0	4.5	3.5	2	1	1	2.5	3.0	3.5	2.5	16471.097	16471.099	-0.002	2.976
3	1	2	3.5	4.0	4.5	4.5	2	1	1	2.5	3.0	3.5	3.5	16471.186	16471.185	0.001	3.746
3	1	2	3.5	4.0	3.5	4.5	2	1	1	2.5	3.0	2.5	3.5	16471.633	16471.636	-0.003	3.762
3	1	2	3.5	4.0	4.5	5.5	2	1	1	2.5	3.0	3.5	4.5	16471.658	16471.657	0.001	4.570
4	1	4	3.5	3.0	2.5	2.5	3	1	3	2.5	2.0	1.5	1.5	20951.308	20951.307	0.001	1.718
4	1	4	3.5	3.0	3.5	3.5	3	1	3	2.5	2.0	2.5	2.5	20951.588	20951.588	0.000	2.489
4	1	4	3.5	4.0	3.5	3.5	3	1	3	2.5	3.0	2.5	2.5	20952.247	20952.248	-0.001	2.925
4	1	4	3.5	4.0	3.5	4.5	3	1	3	2.5	3.0	2.5	3.5	20952.843	20952.841	0.002	3.992
4	1	4	3.5	3.0	3.5	4.5	3	1	3	2.5	2.0	2.5	3.5	20952.883	20952.883	-0.000	3.534
4	1	4	4.5	4.0	3.5	2.5	3	1	3	3.5	3.0	2.5	1.5	20953.203	20953.204	-0.001	2.033
4	1	4	3.5	3.0	2.5	3.5	3	1	3	2.5	2.0	1.5	2.5	20953.419	20953.418	0.001	2.549
4	1	4	3.5	4.0	4.5	4.5	3	1	3	2.5	3.0	3.5	3.5	20953.552	20953.552	-0.000	3.934
4	1	4	3.5	4.0	4.5	3.5	3	1	3	3.5	3.0	2.5	2.5	20953.712	20953.713	-0.001	3.080
4	1	4	4.5	4.0	4.5	3.5	3	1	3	3.5	3.0	3.5	2.5	20953.820	20953.820	-0.000	2.884
4	1	4	4.5	4.0	4.5	4.5	3	1	3	3.5	3.0	3.5	3.5	20953.946	20953.947	-0.001	3.683
4	1	4	3.5	4.0	4.5	5.5	3	1	3	2.5	3.0	3.5	4.5	20954.101	20954.100	0.001	4.996
4	1	4	4.5	4.0	4.5	5.5	3	1	3	3.5	3.0	3.5	4.5	20954.154	20954.154	-0.000	4.633
4	1	4	4.5	5.0	4.5	3.5	3	1	3	3.5	4.0	3.5	2.5	20954.830	20954.830	-0.000	2.631
4	1	4	4.5	4.0	3.5	4.5	3	1	3	3.5	3.0	2.5	3.5	20954.944	20954.943	0.001	4.028
4	1	4	4.5	5.0	5.5	4.5	3	1	3	3.5	4.0	4.5	3.5	20954.990	20954.991	-0.001	3.975
4	1	4	4.5	5.0	4.5	4.5	3	1	3	3.5	4.0	3.5	3.5	20955.306	20955.307	-0.001	3.952
4	1	4	4.5	5.0	5.5	5.5	3	1	3	3.5	4.0	4.5	4.5	20955.421	20955.421	-0.000	4.773
4	1	4	4.5	5.0	4.5	5.5	3	1	3	3.5	4.0	3.5	4.5	20955.736	20955.736	0.000	4.991
4	1	4	4.5	5.0	5.5	6.5	3	1	3	3.5	4.0	4.5	5.5	20955.881	20955.881	-0.000	5.832
4	0	4	4.5	4.0	3.5	3.5	3	0	3	3.5	3.0	2.5	3.5	21439.331	21439.332	-0.001	0.386
4	0	4	4.5	5.0	5.5	4.5	3	0	3	3.5	4.0	4.5	3.5	21439.986	21439.987	-0.001	4.337
4	0	4	4.5	5.0	4.5	3.5	3	0	3	3.5	4.0	3.5	2.5	21440.034	21440.034	-0.000	3.244
4	0	4	4.5	5.0	5.5	5.5	3	0	3	3.5	4.0	4.5	4.5	21440.168	21440.167	0.001	5.240
4	0	4	4.5	5.0	4.5	5.5	3	0	3	3.5	4.0	3.5	4.5	21440.194	21440.191	0.003	5.318
4	0	4	4.5	5.0	5.5	6.5	3	0	3	3.5	4.0	4.5	5.5	21440.231	21440.231	0.000	6.222
4	0	4	4.5	5.0	4.5	4.5	3	0	3	3.5	4.0	3.5	3.5	21440.317	21440.319	-0.002	4.239
4	0	4	4.5	4.0	4.5	3.5	3	0	3	3.5	3.0	3.5	2.5	21440.635	21440.638	-0.003	3.189
4	0	4	4.5	4.0	4.5	4.5	3	0	3	3.5	3.0	3.5	3.5	21440.908	21440.906	0.002	3.958
4	0	4	3.5	3.0	2.5	2.5	3	0	3	2.5	2.0	1.5	1.5	21441.044	21441.052	-0.008	1.795
4	0	4	4.5	4.0	3.5	4.5	3	0	3	3.5	3.0	2.5	3.5	21441.126	21441.124	0.002	4.070
4	0	4	4.5	4.0	4.5	5.5	3	0	3	3.5	3.0	3.5	4.5	21441.178	21441.176	0.002	4.786
4	0	4	4.5	4.0	3.5	3.5	3	0	3	3.5	3.0	2.5	2.5	21441.242	21441.246	-0.004	3.140
4	0	4	3.5	4.0	3.5	4.5	3	0	3	2.5	3.0	2.5	3.5	21441.323	21441.321	0.002	3.641
4	0	4	3.5	4.0	3.5	3.5	3	0	3	2.5	3.0	2.5	2.5	21441.455	21441.453	0.002	2.954
4	0	4	4.5	4.0	3.5	2.5	3	0	3	3.5	3.0	2.5	1.5	21441.484	21441.483	0.001	2.277
4	0	4	3.5	4.0	4.5	5.5	3	0	3	2.5	3.0	3.5	4.5	21441.670	21441.671	-0.001	5.331
4	0	4	3.5	4.0	4.5	4.5	3	0	3	2.5	3.0	3.5	3.5	21441.684	21441.683	0.001	4.254
4	0	4	3.5	3.0	3.5	3.5	3	0	3	2.5	2.0	2.5	2.5	21441.811	21441.811	0.000	3.075
4	0	4	3.5	4.0	4.5	3.5	3	0	3	2.5	3.0	3.5	2.5	21442.054	21442.058	-0.004	3.332
4	0	4	3.5	3.0	3.5	2.5	3	0	3	2.5	2.0	2.5	1.5	21442.089	21442.085	0.004	2.261
4	0	4	3.5	3.0	3.5	4.5	3	0	3	2.5	2.0	2.5	3.5	21442.130	21442.130	-0.000	4.147
4	0	4	3.5	4.0	3.5	4.5	3	0	3	3.5	3.0	3.5	4.5	21442.755	21442.755	0.000	0.649
4	1	3	4.5	4.0	4.5	5.5	3	1	2	3.5	3.0	3.5	4.5	21956.727	21956.726	0.001	4.510
4	1	3	4.5	4.0	3.5	3.5	3	1	2	3.5	4.0	3.5	2.5	21957.077	21957.076	0.001	2.859
4	1	3	4.5	4.0	4.5	4.5	3	1	2	3.5	3.0	3.5	3.5	21957.112	21957.110	0.002	3.673
4	1	3	4.5	4.0	4.5	3.5	3	1	2	3.5	3.0	3.5	2.5	21957.368	21957.369	-0.001	2.989
4	1	3	4.5	5.0	4.5	4.5	3	1	2	3.5	4.0	3.5	3.5	21957.455	21957.455	0.000	3.600
4	1	3	3.5	3.0	3.5	4.5	3	1	2	2.5	2.0	2.5	3.5	21957.508	21957.509	-0.001	3.909
4	1	3	4.5	5.0	5.5	4.5	3	1	2	3.5	4.0	4.5	3.5	21957.957	21957.959	-0.002	4.117
4	1	3	4.5	5.0	5.5	5.5	3	1	2	3.5	4.0	4.5	4.5	21957.999	21957.997	0.002	4.955
4	1	3	4.5	5.0	5.5	6.5	3	1	2	3.5	4.0	4.5	5.5	21958.183	21958.185	-0.002	5.833
4	1	3	4.5	5.0	4.5	5.5	3	1	2	3.5	4.0	3.5	4.5	21958.210	21958.204	0.006	4.969

Table A.1. continued.

N'	K'_a	K'_c	J'	F'_1	F'_2	F'	N''	K''_a	K''_c	J''	F''_1	F''_2	F''	ν_{obs} (MHz)	ν_{calc} (MHz)	Obs-Calc (MHz)	Int. ^a
4	1	3	3.5	4.0	4.5	5.5	3	1	2	2.5	3.0	3.5	4.5	21958.333	21958.334	-0.001	4.978
4	1	3	3.5	4.0	3.5	2.5	3	1	2	2.5	3.0	2.5	1.5	21958.482	21958.491	-0.009	2.135
4	1	3	3.5	4.0	4.5	3.5	3	1	2	2.5	3.0	3.5	2.5	21958.638	21958.637	0.001	3.153
4	1	3	3.5	4.0	3.5	4.5	3	1	2	3.5	3.0	2.5	3.5	21958.685	21958.683	0.002	3.926
4	1	3	3.5	3.0	3.5	2.5	3	1	2	2.5	2.0	2.5	1.5	21958.782	21958.782	0.000	2.118
1	1	0	1.5	2.0	1.5	2.5	1	0	1	1.5	2.0	1.5	2.5	26595.729	26595.728	0.001	1.559
1	1	0	1.5	2.0	2.5	3.5	1	0	1	1.5	2.0	2.5	3.5	26597.165	26597.163	0.002	2.577
1	1	0	1.5	1.0	1.5	2.5	1	0	1	0.5	1.0	1.5	1.5	26599.936	26599.939	-0.003	0.771
1	1	0	1.5	2.0	2.5	2.5	1	0	1	1.5	2.0	2.5	2.5	26601.798	26601.798	0.000	1.824
1	1	0	1.5	1.0	1.5	2.5	1	0	1	1.5	2.0	1.5	2.5	26603.007	26603.005	0.002	0.501
1	1	0	1.5	2.0	2.5	3.5	1	0	1	0.5	1.0	1.5	2.5	26603.908	26603.905	0.003	1.362
1	1	0	1.5	1.0	1.5	1.5	1	0	1	1.5	2.0	1.5	1.5	26604.708	26604.708	-0.000	0.751
1	1	0	1.5	1.0	1.5	2.5	1	0	1	1.5	2.0	2.5	3.5	26621.964	26621.962	0.002	0.753
1	1	0	0.5	1.0	1.5	1.5	1	0	1	1.5	1.0	1.5	1.5	26630.457	26630.458	-0.001	1.070
5	0	5	5.5	6.0	5.5	4.5	4	0	4	4.5	5.0	4.5	3.5	26786.229	26786.228	0.001	1.454
5	0	5	5.5	6.0	6.5	5.5	4	0	4	4.5	5.0	5.5	4.5	26786.687	26786.688	-0.001	5.354
5	0	5	5.5	6.0	6.5	6.5	4	0	4	4.5	5.0	5.5	5.5	26786.852	26786.851	0.001	6.272
5	0	5	5.5	6.0	5.5	6.5	4	0	4	4.5	5.0	4.5	5.5	26786.882	26786.882	0.000	6.352
5	0	5	5.5	6.0	6.5	7.5	4	0	4	4.5	5.0	5.5	6.5	26786.912	26786.912	0.000	7.272
5	0	5	5.5	6.0	5.5	5.5	4	0	4	4.5	5.0	4.5	4.5	26786.945	26786.944	0.001	5.278
5	0	5	5.5	5.0	5.5	4.5	4	0	4	4.5	4.0	4.5	3.5	26787.304	26787.305	-0.001	4.227
5	0	5	5.5	5.0	5.5	5.5	4	0	4	4.5	4.0	4.5	4.5	26787.545	26787.545	-0.000	5.049
5	0	5	5.5	5.0	5.5	6.5	4	0	4	4.5	4.0	4.5	5.5	26787.785	26787.784	0.001	5.947
5	0	5	5.5	5.0	4.5	5.5	4	0	4	4.5	4.0	3.5	4.5	26787.828	26787.828	0.000	5.212
5	0	5	5.5	5.0	4.5	4.5	4	0	4	4.5	4.0	3.5	3.5	26787.988	26787.989	-0.001	4.212
5	0	5	4.5	5.0	4.5	5.5	4	0	4	3.5	4.0	3.5	4.5	26788.171	26788.169	0.002	4.844
5	0	5	4.5	5.0	4.5	3.5	4	0	4	4.5	4.0	3.5	2.5	26788.237	26788.237	-0.000	3.322
5	0	5	4.5	5.0	5.5	6.5	4	0	4	3.5	4.0	4.5	5.5	26788.433	26788.434	-0.001	6.360
5	0	5	4.5	4.0	3.5	3.5	4	0	4	3.5	3.0	2.5	2.5	26788.458	26788.456	0.002	2.943
5	0	5	4.5	5.0	5.5	5.5	4	0	4	3.5	4.0	4.5	4.5	26788.532	26788.532	-0.000	5.295
5	0	5	4.5	5.0	5.5	4.5	4	0	4	3.5	4.0	4.5	3.5	26788.840	26788.844	-0.004	4.361
5	0	5	4.5	4.0	4.5	4.5	4	0	4	3.5	3.0	3.5	3.5	26788.865	26788.864	0.001	4.167
5	0	5	4.5	4.0	4.5	5.5	4	0	4	3.5	3.0	3.5	4.5	26788.986	26788.985	0.001	5.237
5	0	5	4.5	4.0	4.5	3.5	4	0	4	3.5	3.0	3.5	2.5	26789.084	26789.083	0.001	3.311
2	1	1	2.5	3.0	2.5	3.5	2	0	2	2.5	3.0	2.5	3.5	26855.660	26855.663	-0.003	3.416
2	1	1	2.5	3.0	3.5	4.5	2	0	2	2.5	3.0	3.5	4.5	26855.700	26855.700	0.000	4.105
2	1	1	2.5	3.0	2.5	2.5	2	0	2	2.5	3.0	2.5	2.5	26858.924	26858.924	-0.000	2.020
2	1	1	2.5	3.0	3.5	3.5	2	0	2	2.5	3.0	3.5	3.5	26859.314	26859.315	-0.001	3.308
2	1	1	2.5	3.0	3.5	4.5	2	0	2	2.5	2.0	2.5	3.5	26861.251	26861.252	-0.001	0.867
2	1	1	2.5	2.0	1.5	2.5	2	0	2	2.5	2.0	1.5	2.5	26867.205	26867.206	-0.001	1.473
2	1	1	2.5	2.0	2.5	2.5	2	0	2	2.5	2.0	2.5	2.5	26868.565	26868.566	-0.001	1.441
2	1	1	2.5	2.0	2.5	3.5	2	0	2	2.5	2.0	2.5	3.5	26870.950	26870.950	-0.000	1.781
2	1	1	1.5	2.0	2.5	1.5	2	0	2	1.5	2.0	2.5	1.5	26874.004	26874.003	0.001	1.553
2	1	1	1.5	2.0	2.5	2.5	2	0	2	1.5	2.0	2.5	2.5	26876.528	26876.526	0.002	2.116
2	1	1	1.5	2.0	2.5	3.5	2	0	2	1.5	2.0	2.5	3.5	26877.421	26877.421	-0.000	3.227
2	1	1	1.5	1.0	1.5	2.5	2	0	2	1.5	1.0	1.5	2.5	26891.143	26891.143	0.000	1.829

Notes. ^aCalculated line strength factor.