

Quantum communication using a quantum switch of quantum switches

Debarshi Das^{*†} Somshubhro Bandyopadhyay[‡]

October 7, 2022

Abstract

The quantum switch describes a quantum operation in which two or more quantum channels act on a quantum system with the order of application determined by the state of an order quantum system. And by suitably choosing the state of the order system, one can create a quantum superposition of the different orders of application, which can perform communication tasks impossible within the framework of the standard quantum Shannon theory. In this paper, we consider the scenario of one-shot heralded qubit communication and ask whether there exist protocols using a given quantum switch or switches that could outperform the given ones. We answer this question in the affirmative. We define a higher-order quantum switch composed of two quantum switches, with their order of application controlled by another order quantum system. We then show that the quantum switches placed in a quantum superposition of their alternative orders can transmit a qubit, without any error, with a probability higher than that achievable with the quantum switches individually. We demonstrate this communication advantage over quantum switches useful as a resource and those that are useless. We also show that there are situations where there is no communication advantage over the individual quantum switches.

1 Introduction

Quantum theory allows for a novel causal structure with the causal order between events controlled by a quantum system, which leads to the quantum superposition of causal orders. The quantum switch [1], in particular, combines two or more quantum channels with their order of

^{*}S. N. Bose National Centre for Basic Sciences, JD Block, Sector-III, Bidhannagar, Kolkata 700106, India; email: dasdebarshi90@gmail.com

[†]Department of Physics and Astronomy, University College London, Gower Street, WC1E 6BT London, UK

[‡]Department of Physics, Bose Institute, Kolkata 700091, India; email: som.s.bandyopadhyay@gmail.com

application determined by the state of an order quantum system. For example, in a quantum switch composed of two quantum channels \mathcal{E} and \mathcal{F} , the order is controlled by a qubit. If the state of this order qubit is $|0\rangle$, \mathcal{F} is applied before \mathcal{E} , but if it is $|1\rangle$, then \mathcal{E} is applied before \mathcal{F} . However, if the order qubit is in a superposition of $|0\rangle$ and $|1\rangle$, the quantum switch will create a superposition of the two alternative orders. Then one no longer can determine the order of application of the channels, and the quantum switch is said to exhibit *indefinite causal order*, also known as causal nonseparability [2, 3, 4]. We note that this superposition is fundamentally different from the type created in an interferometer that places \mathcal{E} followed by \mathcal{F} on one of the two possible paths and another copy of $(\mathcal{E}, \mathcal{F})$ with \mathcal{F} followed by \mathcal{E} on the other. The reason why the superpositions are different lies in the fact that the quantum switch creates the superposition at the Kraus operator level. Further note that the quantum switch cannot be realized by a circuit using quantum channels in a definite causal order or by a statistical mixture of such circuits [5]. Recently experimental realizations of the quantum switch in photonic set-ups have been reported in [6, 7, 8, 9, 10, 11, 12].

Recent results have established that indefinite causal order is a bonafide resource for quantum information processing tasks, such as winning noncausal games [2], testing properties of quantum channels [5, 13], reducing communication complexity [14], and quantum communication [14, 15, 16, 17, 18, 19, 20, 25]. The examples demonstrating the communication advantage, however, are perhaps the most counterintuitive: The quantum switch from two completely depolarizing channels can transmit classical information [15], even though the completely depolarizing channel has zero capacity, and the quantum switch from two completely dephasing channels can transfer quantum information with nonzero probability although, a completely dephasing channel cannot [16]. Note that the input qubit in both cases travels through the channels placed in a superposition of their alternative orders.

The present paper aims to understand the strengths and limitations of the quantum switch as a resource for one-shot qubit communication through noisy channels. Specifically, we investigate what other ways a quantum switch could be employed to gain an advantage, if any, over the standard protocol in which a qubit simply traverses the quantum channels in a superposition of their orders. Now such a strategy in some cases leads to perfect transfer with a nonzero probability but in some others, it does not; for example, the quantum switch from two completely depolarizing channels is useless for the reliable transmission of a qubit. So for a given quantum channel or collection of channels, the quantum switch may or may not provide the advantage we seek, and it is not immediate a priori in which cases it would and in which it would not.

One might be tempted to think the standard protocol is perhaps the only way to obtain a communication advantage, if there is one, using a given quantum switch. And any other conceivable protocol using the given switch can be only as good as the standard protocol but not better. However, we will show that this is not always the case, and there, in fact, exists a

simple protocol using a given switch or a collection thereof that can outperform the given switch or switches. We will show this for switches useful as a resource (that is, they already do better than the quantum channels) and also for those that are useless.

We define a higher-order quantum switch, which is both simple and intuitively satisfying. The definition follows from two observations. First, the underlying principle of the quantum switch is coherent control of the order of quantum channels, and second, the quantum switch itself is a higher-order quantum channel, a bilinear supermap [16, 21, 22]. So one could, in principle, replace the quantum channels with quantum switches and thereby construct the higher-order quantum switch, which is what we do in this paper. This higher-order switch takes two quantum switches as inputs and creates a new quantum channel, where the order of the switches is controlled by an order qubit. Then, by choosing the state of the order qubit in an appropriate manner, one can place the quantum switches in a quantum superposition of their alternative orders. The protocols we discuss in this paper exploit this quantum superposition.

We present three examples where the higher-order quantum switch outperforms the constituent quantum switches. The first two demonstrate a communication advantage over useful quantum switches. In particular, we show that the probability of perfect transfer of an input qubit using the higher-order quantum switch is greater than that of its constituent quantum switches. The third one demonstrates a similar advantage over quantum switches that are useless. We also briefly discuss a possible way to experimentally realize the higher-order quantum switch using a photonic set-up.

We wish to point out here that it is not a priori clear that a higher-order quantum switch, as described above, could indeed provide an advantage over its constituent quantum switches. The definition seemed natural, but whether any actual communication advantage could be had was not guaranteed. In fact, we will show that there are instances in which we do not observe any communication advantage.

One could consider even higher-order quantum switches. We specifically discuss the complexity associated with the quantum switches of even higher-order and the difficulties one would face if one wishes to employ them for any particular task, not necessarily the one considered here.

2 Quantum switch

Quantum channels describe the evolution of quantum systems. Mathematically, a quantum channel is a completely positive, trace-preserving linear map that transforms quantum states into quantum states. The action of the channels \mathcal{E} and \mathcal{F} on a quantum state ρ can be expressed

as:

$$\mathcal{E}(\rho) = \sum_i E_i \rho E_i^\dagger, \quad (2.1)$$

$$\mathcal{F}(\rho) = \sum_j F_j \rho F_j^\dagger, \quad (2.2)$$

where $\{E_i\}$ and $\{F_j\}$ are the Kraus operators satisfying $\sum_i E_i^\dagger E_i = \sum_j F_j^\dagger F_j = I$, I being the identity operator. Suppose the channels are now applied sequentially. This gives rise to two possible orders:

$$\mathcal{F} \circ \mathcal{E}(\rho) = \sum_{j,i} F_j E_i \rho E_i^\dagger F_j^\dagger, \quad (2.3)$$

$$\mathcal{E} \circ \mathcal{F}(\rho) = \sum_{i,j} E_i F_j \rho F_j^\dagger E_i^\dagger. \quad (2.4)$$

Note that, in each of the above scenarios the order in which the channels are applied to the target state ρ remains fixed. That is, in (2.3), ρ is first subjected to \mathcal{E} followed by \mathcal{F} , whereas in (2.4), it is just the opposite.

The quantum switch is a higher-order quantum channel constructed from \mathcal{E} , \mathcal{F} , and an ancilla ω known as the order qubit. The order qubit is accessible only to the receiver and considered to be part of the communication channel. The quantum switch is defined as [16, 21, 22]:

$$\mathbb{S}(\mathcal{E}, \mathcal{F}, \omega)(\rho) = \sum_{i,j} K_{ij}(\rho \otimes \omega) K_{ij}^\dagger, \quad (2.5)$$

where $\omega = |\omega\rangle\langle\omega|$ is the state of the order qubit and $\{K_{ij}\}$ are the Kraus operators

$$K_{ij} = E_i F_j \otimes |0\rangle\langle 0| + F_j E_i \otimes |1\rangle\langle 1|, \quad (2.6)$$

where $\{|0\rangle, |1\rangle\}$ is an orthonormal basis of \mathbb{C}^2 . Note that (2.5) is independent of the Kraus operators $\{E_i\}$ and $\{F_j\}$ [1].

It is evident from (2.6) that the order in which the channels \mathcal{E} and \mathcal{F} act is determined by the state of the order qubit. In particular, if $|\omega\rangle = |0\rangle$, first \mathcal{F} and then \mathcal{E} is applied to ρ , whereas if $|\omega\rangle = |1\rangle$ they are applied in the reverse order. However, if the order qubit is initially in a superposition state $|+\rangle = \frac{1}{\sqrt{2}}(|0\rangle + |1\rangle)$ then the quantum switch creates a superposition of the alternative orders at the Kraus operator level.

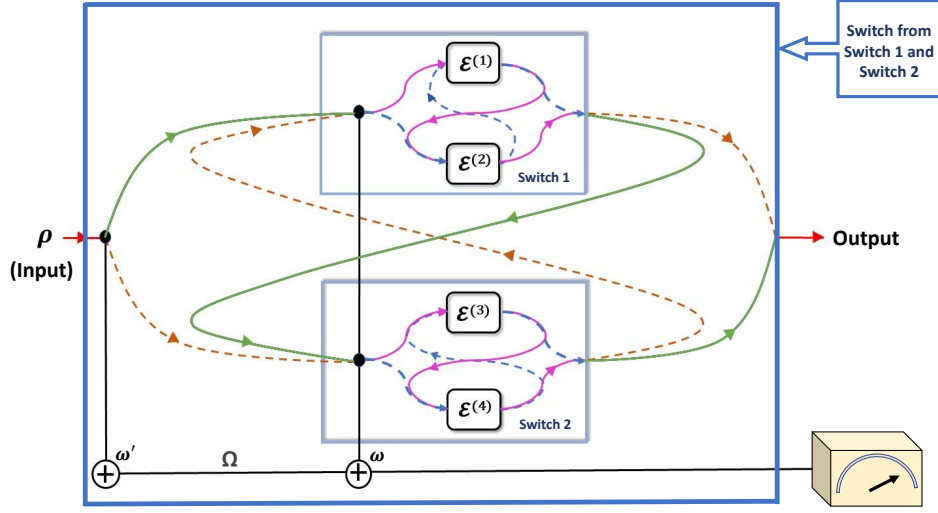


Figure 1: The mechanism of the higher-order quantum switch constructed from two quantum switches. Observe that the order-ancilla consists of two qubits ω' and ω . The first qubit controls the order of the switches whereas the second one controls the order of the channels making up the individual switches.

3 Quantum switch of quantum switches

Consider the quantum channels $\mathcal{E}^{(x)}$ with $\{E_i^{(x)}\}$ being the corresponding set of Kraus operators for $x = 1, 2, 3, 4$. Let $\mathbb{S}(\mathcal{E}^{(1)}, \mathcal{E}^{(2)}, \omega) \equiv \mathbb{S}_1$ and $\mathbb{S}(\mathcal{E}^{(3)}, \mathcal{E}^{(4)}, \omega) \equiv \mathbb{S}_2$ denote the quantum switches from the pairs $(\mathcal{E}^{(1)}, \mathcal{E}^{(2)})$ and $(\mathcal{E}^{(3)}, \mathcal{E}^{(4)})$ respectively. They are defined as

$$\mathbb{S}_1(\rho) = \sum_{i,j} K_{ij}^{(1)}(\rho \otimes \omega) K_{ij}^{(1)\dagger}, \quad (3.1)$$

$$\mathbb{S}_2(\rho) = \sum_{i,j} K_{ij}^{(2)}(\rho \otimes \omega) K_{ij}^{(2)\dagger}, \quad (3.2)$$

where

$$K_{ij}^{(1)} = E_i^{(1)} E_j^{(2)} \otimes |0\rangle \langle 0| + E_j^{(2)} E_i^{(1)} \otimes |1\rangle \langle 1|, \quad (3.3)$$

$$K_{ij}^{(2)} = E_i^{(3)} E_j^{(4)} \otimes |0\rangle \langle 0| + E_j^{(4)} E_i^{(3)} \otimes |1\rangle \langle 1|. \quad (3.4)$$

The quantum switch constructed from the quantum switches \mathbb{S}_1 and \mathbb{S}_2 is now defined as:

$$\mathbf{S}(\mathbb{S}_1, \mathbb{S}_2, \omega')(\rho) = \sum_{i,j,k,l} K_{ijkl}(\rho \otimes \Omega) K_{ijkl}^\dagger, \quad (3.5)$$

where ω' is the order qubit controlling the order of the switches, $\Omega = |\Omega\rangle \langle \Omega|$ is the joint state of

the two-qubit order ancilla $\omega\omega'$, ω being the order qubit associated with \mathbb{S}_1 and \mathbb{S}_2 , and $\{K_{ijkl}\}$ are the Kraus operators defined as

$$K_{ijkl} = K_{ij}^{(1)} K_{kl}^{(2)} \otimes |0\rangle\langle 0| + K_{kl}^{(2)} K_{ij}^{(1)} \otimes |1\rangle\langle 1|. \quad (3.6)$$

Observe that the order-ancilla $\omega\omega'$ is now a two-qubit system. These two qubits are accessible only to the receiver.

Remark. Since the higher-order switch employs two order qubits, one has the freedom to choose any initial two-qubit state, which can even be entangled. Our examples, however, use specific product states, and we did not find any particular advantage in using entangled states. But we suspect this may not be the case always, so in situations (like ours or similar) where the control system is composite, one may examine if an entangled control has an advantage over a product one.

Remark. Our definition of the higher-order quantum switch [(3.5)] can be viewed as a restricted version of an N -switch [19, 23] for $N = 4$, where N is the number of quantum channels. However, a 4-switch constructed from the channels $\{\mathcal{E}^{(x)}\}$ comes with a substantial cost in complexity. In particular, allowing for all possible relative orders, the 4-switch will lead to a coherent superposition of all $4!$ alternative orders with the dimension of the order-system being $4!$. Our definition, on the other hand, is intuitive, considerably simpler, and physically motivated as a natural extension of the quantum switch (see Figure 1).

4 Quantum communication using a higher-order quantum switch

First we will discuss three examples, each of which demonstrates the relative outperformance of the higher-order quantum switch over constituent quantum switches. Then we will discuss another example in which the higher-order quantum switch does not provide any such advantage.

4.1 Examples demonstrating communication advantage

Example 1. Consider the Pauli channel \mathcal{P} with the following Kraus operators:

$$P_0 = \sqrt{p_0}I, \quad P_1 = \sqrt{p_1}\sigma_y, \quad P_2 = \sqrt{p_2}\sigma_z, \quad (4.1)$$

where (p_0, p_1, p_2) is a probability vector with $0 < p_0, p_1, p_2 < 1$ and $\sum_{i=0}^2 p_i = 1$, and σ_y and σ_z are the Pauli y and z matrices respectively. The action of the Pauli channel on a qubit in state ρ is given by

$$\mathcal{P}(\rho) = p_0\rho + p_1\sigma_y\rho\sigma_y + p_2\sigma_z\rho\sigma_z. \quad (4.2)$$

Clearly, for a single use of the Pauli channel error-free qubit communication is not possible.

The quantum switch from two Pauli channels \mathcal{P} is defined as

$$\mathbb{S}(\mathcal{P}, \mathcal{P}, \boldsymbol{\omega})(\rho) = \sum_{i,j=0}^2 M_{ij}(\rho \otimes \omega) M_{ij}^\dagger, \quad (4.3)$$

where the Kraus operators $\{M_{ij}\}$ are given by

$$M_{ij} = P_i P_j \otimes |0\rangle\langle 0| + P_j P_i \otimes |1\rangle\langle 1|, \quad (4.4)$$

and ω is the state of the order qubit $\boldsymbol{\omega}$. One finds that [17]

$$\mathbb{S}(\mathcal{P}, \mathcal{P}, \mathbf{a})(\rho) = q_1 \rho_1 \otimes \omega + q_2 \rho_2 \otimes \sigma_z \omega \sigma_z, \quad (4.5)$$

where

$$\begin{aligned} q_1 &= 1 - 2p_1 p_2 & \rho_1 &= \frac{1}{q_1} \left[(p_0^2 + p_1^2 + p_2^2) \rho + 2p_0 p_1 \sigma_y \rho \sigma_y + 2p_0 p_2 \sigma_z \rho \sigma_z \right]; \\ q_2 &= 2p_1 p_2 & \rho_2 &= \sigma_x \rho \sigma_x, \end{aligned}$$

where σ_x is the Pauli x matrix. Note that (4.5) holds for any ω , so we have the freedom to choose ω appropriately. Suppose that $\omega = |+\rangle\langle +|$; then $\sigma_z \omega \sigma_z = |-\rangle\langle -|$, where $|-\rangle = \frac{1}{\sqrt{2}}(|0\rangle - |1\rangle)$. From (4.5) it follows that if we measure the order qubit in the $\{| \pm \rangle\}$ basis, the outcome “+” will herald the presence of ρ_1 , whereas the outcome “-” will herald the presence of ρ_2 . The first outcome, which occurs with probability q_1 , is not of any particular interest. But for the second outcome, which occurs with probability q_2 , an application of σ_x on the target qubit leads to an intact transmission of the input state. Thus the Pauli switch offers a clear advantage over the Pauli channel. Note that (4.5) is valid for any ω . Therefore, the probability of successful transmission q_2 cannot be exceeded for any input state.

We will now show the higher-order quantum switch constructed from two Pauli switches can do better. Let us denote the Pauli switch $\mathbb{S}(\mathcal{P}, \mathcal{P}, \boldsymbol{\omega})$ by $\mathbb{S}_{\mathcal{P}}$. The higher-order switch is defined as [see (3.5)]:

$$\mathbf{S}(\mathbb{S}_{\mathcal{P}}, \mathbb{S}_{\mathcal{P}}, \boldsymbol{\omega}')(\rho) = \sum_{i,j,k,l=0}^2 K_{ijkl}(\rho \otimes \Omega) K_{ijkl}^\dagger, \quad (4.6)$$

where $\Omega = |\Omega\rangle\langle \Omega|$ is the joint state of the order qubits $\boldsymbol{\omega}$ and $\boldsymbol{\omega}'$, and $\{K_{ijkl}\}$ are the Kraus

operators given by

$$K_{ijkl} = M_{ij}M_{kl} \otimes |0\rangle\langle 0| + M_{kl}M_{ij} \otimes |1\rangle\langle 1|. \quad (4.7)$$

Let us choose $|\Omega\rangle = |++\rangle$. One finds that

$$\mathbf{S}(\mathbb{S}_{\mathcal{P}}, \mathbb{S}_{\mathcal{P}}, \boldsymbol{\omega}')(\rho) = \sum_{i=1}^4 q_i \varrho_i \otimes \Omega_i, \quad (4.8)$$

where

q_i	ϱ_i	Ω_i
$q_1 = 1 - \sum_{i=2}^4 q_i$	$\varrho_1 = (1 - u_1 - u_2) \rho + u_1 \sigma_y \rho \sigma_y + u_2 \sigma_z \rho \sigma_z$	$\Omega_1 = \Omega$
$q_2 = 8p_0^2 p_1 p_2$	$\varrho_2 = \sigma_x \rho \sigma_x$	$\Omega_2 = (I \otimes \sigma_z) \Omega (I \otimes \sigma_z)$
$q_3 = 4p_1 p_2 (p_0^2 + p_1^2 + p_2^2)$	$\varrho_3 = \sigma_x \rho \sigma_x$	$\Omega_3 = (\sigma_z \otimes I) \Omega (\sigma_z \otimes I)$
$q_4 = 8p_0 p_1 p_2 (p_1 + p_2)$	$\varrho_4 = \left(\frac{p_2}{p_1 + p_2}\right) \sigma_y \rho \sigma_y + \left(\frac{p_1}{p_1 + p_2}\right) \sigma_z \rho \sigma_z$	$\Omega_4 = (\sigma_z \otimes \sigma_z) \Omega (\sigma_z \otimes \sigma_z)$

and

$$u_1 = \frac{4p_0 p_1 (p_0^2 + p_1^2 + p_2^2)}{(p_0 + p_1)^4 + 4p_0 p_2 (p_0^2 + p_1^2 + p_2^2) + 2p_2^2 (3p_0^2 + 2p_0 p_1 + 3p_1^2) + p_2^4}, \quad (4.9)$$

$$u_2 = \frac{4p_0 p_2 (p_0^2 + p_1^2 + p_2^2)}{(p_0 + p_1)^4 + 4p_0 p_2 (p_0^2 + p_1^2 + p_2^2) + 2p_2^2 (3p_0^2 + 2p_0 p_1 + 3p_1^2) + p_2^4}. \quad (4.10)$$

Now observe that $\Omega_2 = |+-\rangle\langle +-|$, $\Omega_3 = |-+\rangle\langle -+|$, and $\Omega_4 = |--\rangle\langle --|$. So if we measure each order qubit in the $\{|\pm\rangle\}$ basis, the outcomes “+-” and “-+” will herald the presence of $\sigma_x \rho \sigma_x$. In each case the receiver will be able to recover the input state simply by applying σ_x on the target qubit. This happens with probability

$$q_{23} = q_2 + q_3 = 4p_1 p_2 (3p_0^2 + p_1^2 + p_2^2). \quad (4.11)$$

Recall that the Pauli switch achieves noiseless transmission with probability $2p_1 p_2$. Therefore the higher-order switch will do better if there exist nonzero p_0, p_1, p_2 satisfying

$$4p_1 p_2 (3p_0^2 + p_1^2 + p_2^2) > 2p_1 p_2, \quad \sum_{i=0}^2 p_i = 1. \quad (4.12)$$

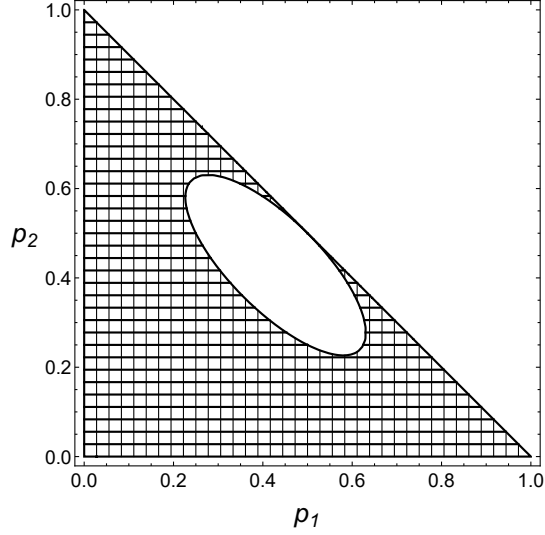


Figure 2: The shaded region depicts the possible values of p_1 and p_2 for which a single use of the quantum switch constructed from two Pauli switches enables the noiseless transfer of an arbitrary qubit with probability higher than the Pauli switch.

The above condition is equivalent to

$$3p_0^2 + p_1^2 + p_2^2 > \frac{1}{2}, \quad \sum_{i=0}^2 p_i = 1. \quad (4.13)$$

It is easy to see that solutions do exist. For example, suppose that $3p_0^2 = \frac{1}{2}$. Then we need to satisfy

$$p_1^2 + p_2^2 > 0, \quad (4.14)$$

$$\text{such that } p_1 + p_2 = 1 - \frac{1}{\sqrt{6}}, \quad (4.15)$$

solutions for which obviously exist.

To find the complete set of solutions, define

$$\begin{aligned} \Delta &= q_{23} - 2p_1p_2 \\ &= 2p_1p_2 \left[2 \left\{ 3(1 - p_1 - p_2)^2 + p_1^2 + p_2^2 \right\} - 1 \right], \end{aligned} \quad (4.16)$$

where to arrive at the last line we have used $p_0 = 1 - p_1 - p_2$. Then all possible pairs (p_1, p_2) , where $0 < p_1, p_2 < 1$ and $p_1 + p_2 < 1$, for which $\Delta > 0$ are admissible solutions (see, Figure 2).

Example 2. Consider the bit flip channel \mathcal{B} with the Kraus operators

$$B_0 = \sqrt{1-r}I, \quad B_1 = \sqrt{r}\sigma_x, \quad 0 < r < 1, \quad (4.17)$$

and the phase flip channel \mathcal{G} with the Kraus operators

$$G_0 = \sqrt{1-s}I, \quad G_1 = \sqrt{s}\sigma_z, \quad 0 < s < 1. \quad (4.18)$$

Their actions on a qubit state ρ are written as

$$\mathcal{B}(\rho) = (1-r)\rho + r\sigma_x\rho\sigma_x, \quad (4.19)$$

$$\mathcal{G}(\rho) = (1-s)\rho + s\sigma_z\rho\sigma_z. \quad (4.20)$$

It is clear that for single use of the above channels error-free transfer of a qubit state is not possible.

Consider now the quantum switch constructed from \mathcal{B} and \mathcal{G} :

$$\mathbb{S}(\mathcal{B}, \mathcal{G}, \omega)(\rho) = \sum_{i,j=0}^1 T_{ij}(\rho \otimes \omega) T_{ij}^\dagger, \quad (4.21)$$

where

$$T_{ij} = B_i G_j \otimes |0\rangle\langle 0| + G_j B_i \otimes |1\rangle\langle 1| \quad (4.22)$$

are the Kraus operators. Simplifying (4.21) one obtains

$$\begin{aligned} \mathbb{S}(\mathcal{B}, \mathcal{G}, \omega)(\rho) &= [(1-r)(1-s)\rho + r(1-s)\sigma_x\rho\sigma_x + s(1-r)\sigma_z\rho\sigma_z] \otimes \omega \\ &+ rs(\sigma_y\rho\sigma_y) \otimes (\sigma_z\omega\sigma_z). \end{aligned} \quad (4.23)$$

For $\omega = |+\rangle\langle +|$ we have $\sigma_z\omega\sigma_z = |-\rangle\langle -|$. From (4.23) it follows that measuring the order qubit in the $\{| \pm \rangle\}$ basis, the outcome “-” will be obtained with probability rs . For this outcome, the target qubit ends up in the state $\sigma_y\rho\sigma_y$ and can be subsequently recovered by applying σ_y . Thus perfect transfer of an arbitrary qubit is possible with probability rs using $\mathbb{S}(\mathcal{B}, \mathcal{G}, \omega)$ only once. Since (4.23) holds for any initial state ω , the probability of noiseless transmission cannot be exceeded.

Let us now consider the higher-order quantum switch composed of two identical quantum switches $\mathbb{S}(\mathcal{B}, \mathcal{G}, \omega)$ denoted by $\mathbb{S}_{\mathcal{B}, \mathcal{G}}$. The higher-order switch is defined as [(3.5)]:

$$\mathbf{S}(\mathbb{S}_{\mathcal{B}, \mathcal{G}}, \mathbb{S}_{\mathcal{B}, \mathcal{G}}, \omega')(\rho) = \sum_{i,j,k,l=0}^1 K_{ijkl}(\rho \otimes \Omega) K_{ijkl}^\dagger, \quad (4.24)$$

where $\Omega = |\Omega\rangle\langle \Omega|$ is the joint state of the order qubits ω and ω' , and $\{K_{ijkl}\}$ are the Kraus

operators given by

$$K_{ijkl} = T_{ij}T_{kl} \otimes |0\rangle\langle 0| + T_{kl}T_{ij} \otimes |1\rangle\langle 1|. \quad (4.25)$$

Let us now choose $|\Omega\rangle = |++\rangle$. One obtains

$$\mathbf{S}(\mathbb{S}_{\mathcal{B},\mathcal{G}}, \mathbb{S}_{\mathcal{B},\mathcal{G}}, \boldsymbol{\omega}')(\rho) = \sum_{i=1}^4 q'_i \varrho'_i \otimes \Omega'_i, \quad (4.26)$$

where

q'_i	ϱ'_i	Ω'_i
$q'_1 = 1 - \sum_{i=2}^4 q'_i$	$\varrho'_1 = (1 - v_1 - v_2)\rho + v_1\sigma_x\rho\sigma_x + v_2\sigma_z\rho\sigma_z$	$\Omega'_1 = \Omega$
$q'_2 = 2rs(1-r)(1-s)$	$\varrho'_2 = \sigma_y\rho\sigma_y$	$\Omega'_2 = (I \otimes \sigma_z)\Omega(I \otimes \sigma_z)$
$q'_3 = q'_2$	$\varrho'_3 = \sigma_y\rho\sigma_y$	$\Omega'_3 = (\sigma_z \otimes I)\Omega(\sigma_z \otimes I)$
$q'_4 = 2rs(r+s-2rs)$	$\varrho'_4 = \frac{1}{(r+s-2rs)} [s(1-r)\sigma_x\rho\sigma_x + r(1-s)\sigma_z\rho\sigma_z]$	$\Omega'_4 = (\sigma_z \otimes \sigma_z)\Omega(\sigma_z \otimes \sigma_z)$

and

$$v_1 = \frac{2r(1-r)(1-s)^2}{1-2rs(2-r-s)}, \quad (4.27)$$

$$v_2 = \frac{2s(1-s)(1-r)^2}{1-2rs(2-r-s)}. \quad (4.28)$$

Observe that $\Omega'_2 = |+-\rangle\langle +-|$, $\Omega'_3 = |-+\rangle\langle -+|$, and $\Omega'_4 = |--\rangle\langle --|$. Therefore, measuring the order qubits in the $\{| \pm \rangle\}$ basis will herald the presence of $\sigma_y\rho\sigma_y$ for the outcomes “+−” and “−+”, and the receiver can now recover the input state by applying σ_y . Hence, with the probability

$$q'_{23} = q'_2 + q'_3 = 4rs(1-r)(1-s) \quad (4.29)$$

the higher-order switch achieves error-free transmission of an input qubit.

The higher-order switch will outperform the constituent switches provided we can find $0 < r, s < 1$ such that $q'_{23} > rs$. That means we need to satisfy the inequality

$$(1-r)(1-s) > \frac{1}{4}. \quad (4.30)$$

One can easily see that solutions do exist. For example, for all $0 < r, s < \frac{1}{2}$, (4.30) will be

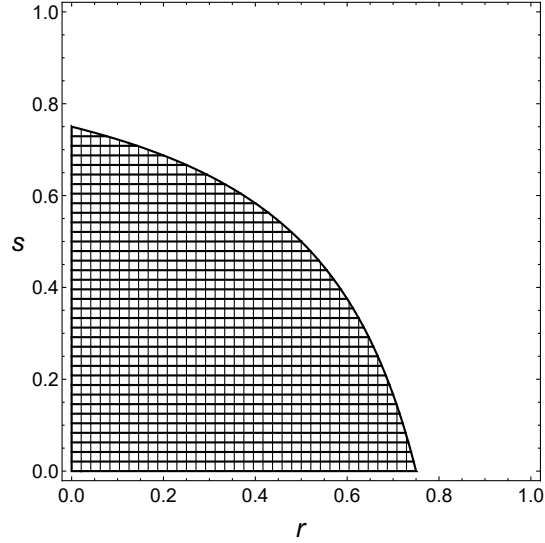


Figure 3: The shaded region depicts the possible values of r and s for which a single use of the quantum switch from two quantum switches $\mathbb{S}(\mathcal{B}, \mathcal{G}, \alpha)$ enables the noiseless transfer of an arbitrary qubit with probability higher than $\mathbb{S}(\mathcal{B}, \mathcal{G}, \alpha)$.

satisfied. The complete set of admissible solutions is depicted in Figure 3.

Example 3. Consider now two quantum switches, the first constructed from two identical bit flip channels \mathcal{B} and the second from two identical phase flip channels \mathcal{G} :

$$\mathbb{S}(\mathcal{B}, \mathcal{B}, \omega)(\rho) = \sum_{i,j=0}^1 V_{ij}(\rho \otimes \omega) V_{ij}^\dagger, \quad (4.31)$$

$$\mathbb{S}(\mathcal{G}, \mathcal{G}, \omega)(\rho) = \sum_{i,j=0}^1 W_{ij}(\rho \otimes \omega) W_{ij}^\dagger, \quad (4.32)$$

where

$$V_{ij} = B_i B_j \otimes |0\rangle\langle 0| + B_j B_i \otimes |1\rangle\langle 1| \quad (4.33)$$

$$W_{ij} = G_i G_j \otimes |0\rangle\langle 0| + G_j G_i \otimes |1\rangle\langle 1| \quad (4.34)$$

are the corresponding Kraus operators.

Simplifying (4.33) and (4.34) one finds that

$$\mathbb{S}(\mathcal{B}, \mathcal{B}, \omega)(\rho) = [(1-b)\rho + b\sigma_x \rho \sigma_x] \otimes \omega, \quad (4.35)$$

$$\mathbb{S}(\mathcal{G}, \mathcal{G}, \omega)(\rho) = [(1-g)\rho + g\sigma_z \rho \sigma_z] \otimes \omega, \quad (4.36)$$

where $b = 2r(1-r)$ and $g = 2s(1-s)$. Since (4.35) and (4.36) hold for an arbitrary ω , we conclude that neither switch can transfer a qubit without error when used only once.

Let us now consider the higher-order quantum switch composed of $\mathbb{S}(\mathcal{B}, \mathcal{B}, \omega)$ and $\mathbb{S}(\mathcal{G}, \mathcal{G}, \omega)$. Let us denote the constituent switches by $\mathbb{S}_{\mathcal{B}}$ and $\mathbb{S}_{\mathcal{G}}$ respectively. The higher-order switch is defined as:

$$\mathbf{S}(\mathbb{S}_{\mathcal{B}}, \mathbb{S}_{\mathcal{G}}, \omega')(\rho) = \sum_{i,j,k,l=0}^2 K_{ijkl}(\rho \otimes \Omega) K_{ijkl}^\dagger, \quad (4.37)$$

where $\Omega = |\Omega\rangle\langle\Omega|$ is the joint state of the order qubits ω and ω' , and $\{K_{ijkl}\}$ are the Kraus operators given by

$$K_{ijkl} = V_{ij}W_{kl} \otimes |0\rangle\langle 0| + W_{kl}V_{ij} \otimes |1\rangle\langle 1|. \quad (4.38)$$

Let us now choose $|\Omega\rangle = |++\rangle$. Then, we get

$$\mathbf{S}(\mathbb{S}_{\mathcal{B}}, \mathbb{S}_{\mathcal{G}}, \omega')(\rho) = \sum_{i=1}^2 q_i'' \varrho_i'' \otimes \Omega_i'', \quad (4.39)$$

where

q_i''	ϱ_i''	Ω_i''
$q_1'' = 1 - q_2''$	$\varrho_1'' = (1 - w_1 - w_2)\rho + w_1\sigma_x\rho\sigma_x + w_2\sigma_z\rho\sigma_z$	$\Omega_1'' = \Omega$
$q_2'' = 4rs(1-r)(1-s)$	$\varrho_2'' = \sigma_y\rho\sigma_y$	$\Omega_2'' = (I \otimes \sigma_z)\Omega(I \otimes \sigma_z)$

and

$$w_1 = \frac{2[2(1-s)s - 1](1-r)r}{4rs(1-r)(1-s) - 1}, \quad (4.40)$$

$$w_2 = \frac{2[2(1-r)r - 1](1-s)s}{4rs(1-r)(1-s) - 1}. \quad (4.41)$$

Since $\Omega_2'' = |+-\rangle\langle+-|$, measuring each of the two order qubits in the $\{| \pm \rangle\}$ basis will herald the presence of $\sigma_y\rho\sigma_y$ whenever the outcome is “+-”. This happens with probability $q_2'' = 4rs(1-r)(1-s)$ and when it does, the input state can be recovered by applying σ_y . So with probability q_2'' one achieves error-free transfer of a qubit for single use of the higher-order switch.

Recall that the switches $\mathbb{S}(\mathcal{B}, \mathcal{B}, \alpha)$ and $\mathbb{S}(\mathcal{G}, \mathcal{G}, \alpha)$ are completely useless, for they cannot achieve perfect transmission of a qubit with a nonzero probability. But, as we have just shown, the higher-order switch can perform this task with a nonzero probability for all $0 < r, s < 1$. So

a higher-order quantum switch, even if composed of useless quantum switches, can function as a resource.

4.2 No communication advantage using a higher-order switch

The higher-order quantum switch, however, cannot always outperform the quantum switches from which it has been constructed. Consider the bit flip channel $\mathcal{B}^{1/2}$ and the phase flip channel $\mathcal{G}^{1/2}$ defined by (4.17) and (4.18) for $r = 1/2$ and $s = 1/2$, respectively. While the channels are useless for noiseless transfer of a qubit, the quantum switch $\mathbb{S}(\mathcal{B}^{1/2}, \mathcal{G}^{1/2}, \omega)$ constructed from $\mathcal{B}^{1/2}$ and $\mathcal{G}^{1/2}$ is useful as a resource. In particular, it allows for noiseless transfer of a qubit in the single-shot case with probability $1/4$ [16]. However, the higher-order switch \mathbf{S} composed of two identical switches $\mathbb{S}(\mathcal{B}^{1/2}, \mathcal{G}^{1/2}, \omega)$ fails to do any better. One can show that the probability for noiseless transfer of an input qubit using the higher-order switch does not exceed $1/4$ for any choice of the joint state $|\Omega\rangle$ of the order qubits. The calculation is similar to the above examples, so we do not give it here.

5 Discussions

In this section, we briefly discuss two things. First, the complexity associated with the quantum switches of even higher-orders and next, a possible way to experimentally implement the higher-order quantum switch.

5.1 Quantum switches of even higher-orders

The definition of the higher-order quantum switch presented here can easily be generalized to construct even higher-order quantum switches. Clearly, the dimension of the order quantum system will grow, and so will the number of Kraus operators. For example, consider a quantum channel with $m \geq 2$ Kraus operators. The quantum switch of two copies of the quantum channel will therefore have $(m \times m)$ Kraus operators. Let us call this the first-order quantum switch \mathbb{S}_1 . Then the second order quantum switch \mathbb{S}_2 constructed from two copies of \mathbb{S}_1 will have $(m \times m) \times (m \times m) = (m \times m)^2$ Kraus operators. The definition and examples presented in this study are nothing but this kind of second order quantum switch. Generalizing this approach, the n^{th} order quantum switch \mathbb{S}_n constructed from two identical $(n - 1)^{\text{th}}$ order switches \mathbb{S}_{n-1} will have $(m \times m)^{2^{n-1}}$ Kraus operators. For example, if one simply moves one step up from the situations we have considered in the Examples 2 and 3, the resulting higher-order quantum switch will require 256 Kraus operators.

Besides, the dimension of the order-ancilla will grow as well. And that leads to a problem of a different kind. Following our definition, the state of the order-ancilla associated with the

\mathbb{S}_n will be an n -qubit state (where the same order qubit is assumed to be associated with both copies of \mathbb{S}_{n-1} making up \mathbb{S}_n). That means, to analyze such a situation with full generality, one must consider all possible n qubit initial states.

So we see that there is a hierarchy and as we move up the complexity grows pretty quickly. Such higher-order quantum switches could indeed provide the communication advantage over the lower order ones, but it is not at all clear in which cases it would and in which it would not. Furthermore, we suspect the communication advantage, if any, could be incremental or even capped, but none of these suppositions are clear at this point.

5.2 Experimental realization of the higher-order quantum switch

The results presented here can be implemented by suitably modifying and generalizing the techniques adopted in the recent experiments [6, 7, 8, 9, 10, 11, 12]. For example, following [12], the input qubit can be realized through the internal polarization degree of freedom associated with a photon. The effects of the different types of channels considered in this paper can then be implemented using liquid-crystal wave plates that can rapidly implement different polarization rotations [12]. Each quantum switch can be created through a Mach-Zehnder interferometer that creates a quantum superposition of the path degrees of freedom using a 50 : 50 beam splitter. Here the order-qubit is realized via the path degrees of freedom. In particular, the states $|0\rangle$ and $|1\rangle$ of the order qubit correspond to a photon travelling the first arm and the second arm of the interferometer, respectively. Then to realize a quantum switch the interferometer needs to be folded into two loops, so the photon can now travel through the two channels in the two alternative orders in each arm of the interferometer (see, [12] for details). Note that in such a folded interferometer, only one copy of each of the two channels is used in such a way that the photon can travel through the two channels in two alternative orders by travelling through the two arms. That is, here the same copy of any of the two channels acts on the photon when it travels through the first arm or through the second arm. This cannot be achieved simply by using an interferometer. Rather, the aforementioned “folded” interferometer is required to realize this.

Therefore, in order to create quantum switches \mathbb{S}_1 and \mathbb{S}_2 , two folded Mach-Zehnder interferometers I_1 and I_2 are necessary. The quantum switch of two quantum switches can now be implemented using a third folded Mach-Zehnder interferometer I_3 . Here, the two quantum switches (the Mach-Zehnder interferometers I_1 and I_2) need to appear in alternating order in each of the arms of the interferometer I_3 . To summarize, the input qubit can be encoded in the polarization degrees of freedom, and the order-ancilla can be realized via the path degrees of freedom. Finally, each of the order qubits can be measured in the Hadamard basis by suitably setting relative phases between the different arms before recombining them at the end of the interferometers.

6 Conclusions

The quantum switch leads to a novel causal structure where two quantum channels act in a quantum superposition of their possible causal orders [1]. It has also been shown that the indefinite causal order manifested in a quantum switch is a resource for quantum communication [15, 16, 17, 18, 19]. In this paper, we discussed a higher-order quantum switch. Here, a quantum state could pass through two quantum switches in a superposition of different causal orders, where the order of the quantum switches is controlled by an order qubit. We showed that in one-shot heralded quantum communication this higher-order quantum switch can perform better than the individual quantum switches. In particular, two quantum switches placed in a quantum superposition of their alternative causal orders can transmit a qubit without any error with a probability higher than that of the individual quantum switches. We discussed three examples in detail. The first two showed this outperformance over useful quantum switches whereas, the last one showed that a higher-order quantum switch becomes useful even when constructed from two useless quantum switches. However, this outperformance is not something that is given. We have discussed a specific example where the higher-order quantum switch does not outperform the constituent quantum switches. We also discussed a way to realize the higher-order quantum switch in an experiment and the complexity of even higher-order quantum switches.

There, however, are situations where the communication advantage using a quantum switch (where the order of the channels is coherently controlled) can also be obtained using coherently controlled quantum channels (where the choice of the quantum channel is coherently controlled) without requiring indefinite causal order [24, 25], although this is not always the case [18]. So it would be interesting to find out whether our results or similar ones can also be reproduced in a set-up of coherently controlled quantum channels without involving indefinite causal order. We do not know the answer either way and leave it for future consideration.

There is another problem one might consider. It has been shown there exist noisy quantum channels that can act as a perfect quantum communication channel when used to form a quantum switch [17]. However, these examples are unique up to unitary freedom. In a practical situation, it could be the case that particular quantum channels are not available. This stipulates the question: How to improve the efficacy of a quantum switch from two arbitrary noisy quantum channels? We answered this question partially by showing that the performances of certain quantum switches can be improved by a higher-order quantum switch. But there could be other ways to achieve the same, so other ideas also need to be explored. So, it would be interesting to know whether a higher-order quantum switch from two “noisy” quantum switches can behave as a perfect quantum communication channel.

Acknowledgement. DD acknowledges Ananda G. Maity for fruitful discussion and the Science and Engineering Research Board (SERB), Government of India for financial support through

a National Post Doctoral Fellowship (File No.: PDF/2020/001358). During the later phase of this work, the research of DD is supported by the Royal Society (United Kingdom) through the Newton International Fellowship (NIF/R1/212007).

References

- [1] G. Chiribella, G. M. D’Ariano, P. Perinotti, and B. Valiron, Quantum computations without definite causal structure, *Phys. Rev. A* **88**, 022318 (2013).
- [2] O. Oreshkov, F. Costa, and C. Brukner, Quantum correlations with no causal order, *Nat. Commun.* **3**, 1092 (2012).
- [3] M. Araujo, C. Branciard, F. Costa, A. Feix, C. Giarmatzi, and C. Brukner, Witnessing causal nonseparability, *New J. Phys.* **17**, 102001 (2015).
- [4] O. Oreshkov, and C. Giarmatzi, Causal and causally separable processes, *New J. Phys.* **18**, 093020 (2016).
- [5] G. Chiribella, Perfect discrimination of no-signalling channels via quantum superposition of causal structures, *Phys. Rev. A* **86**, 040301(R) (2012).
- [6] L. M. Procopio, A. Moqanaki, M. Araujo, F. Costa, I. A. Calafell, E. G. Dowd, D. R. Hamel, L. A. Rozema, C. Brukner, and Philip Walther, Experimental superposition of orders of quantum gates, *Nat. Commun.* **6**, 7913 (2015).
- [7] G. Rubino, L. A. Rozema, A. Feix, M. Araujo, J. M. Zeuner, L. M. Procopio, Caslav Brukner, and P. Walther, Experimental verification of an indefinite causal order, *Science Advances* **3**, e1602589 (2017).
- [8] K. Goswami, C. Giarmatzi, M. Kewming, F. Costa, C. Branciard, J. Romero, and A. G. White, Indefinite Causal Order in a Quantum Switch, *Phys. Rev. Lett.* **121**, 090503 (2018).
- [9] Y. Guo, X.-M. Hu, Z.-B. Hou, H. Cao, J.-M. Cui, B.-H. Liu, Y.-F. Huang, C.-F. Li, G.-C. Guo, and G. Chiribella, Experimental Transmission of Quantum Information Using a Superposition of Causal Orders, *Phys. Rev. Lett.* **124**, 030502 (2020).
- [10] K. Goswami and J. Romero, Experiments on quantum causality, *AVS Quantum Sci.* **2**, 037101 (2020).
- [11] K. Goswami, Y. Cao, G. A. Paz-Silva, J. Romero, and A. G. White, *Phys. Rev. Research* **2**, 033292 (2020).

- [12] G. Rubino, L. A. Rozema, D. Ebler, H. Kristjánsson, S. Salek, P. A. Guerin, A. A. Abbott, C. Branciard, C. Brukner, G. Chiribella, and P. Walther, Experimental quantum communication enhancement by superposing trajectories, *Phys. Rev. Research* **3**, 013093 (2021).
- [13] M. Araujo, F. Costa, and C. Brukner, Computational Advantage from Quantum-Controlled Ordering of Gates, *Phys. Rev. Lett.* **113**, 250402 (2014).
- [14] P. A. Guerin, A. Feix, M. Araujo, and C. Brukner, Exponential Communication Complexity Advantage from Quantum Superposition of the Direction of Communication, *Phys. Rev. Lett.* **117**, 100502 (2016).
- [15] D. Ebler, S. Salek, and G. Chiribella, Enhanced Communication with the Assistance of Indefinite Causal Order, *Phys. Rev. Lett.* **120**, 120502 (2018).
- [16] S. Salek, D. Ebler, and G. Chiribella, Quantum communication in a superposition of causal orders, [arXiv:1809.06655](https://arxiv.org/abs/1809.06655).
- [17] G. Chiribella, M. Banik, S. S. Bhattacharya, T. Guha, M. Alimuddin, A. Roy, S. Saha, S. Agrawal, and G. Kar, Indefinite causal order enables perfect quantum communication with zero capacity channels, *New J. Phys.* **23**, 033039 (2021).
- [18] S. S. Bhattacharya, A. G. Maity, T. Guha, G. Chiribella, and M. Banik, Random-Receiver Quantum Communication, *PRX Quantum* **2**, 020350 (2021).
- [19] G. Chiribella, M. Wilson, and H. F. Chau, Quantum and Classical Data Transmission through Completely Depolarising Channels in a Superposition of Cyclic Orders, *Phys. Rev. Lett.* **127**, 190502 (2021)].
- [20] A. Mitra, H. Badhani, and S. Ghosh, Improvement in quantum communication using quantum switch, [arXiv:2108.14001](https://arxiv.org/abs/2108.14001) [quant-ph].
- [21] G. Chiribella, G. M. D'Ariano, and P. Perinotti, Transforming quantum operations: Quantum supermaps, *EPL* **83**, 30004 (2008).
- [22] G. Chiribella, G. M. D'Ariano, and P. Perinotti, Theoretical framework for quantum networks, *Phys. Rev. A* **80**, 022339 (2009).
- [23] C. Mukhopadhyay, and A. K. Pati, Superposition of causal order enables quantum advantage in teleportation under very noisy channels, *J. Phys. Commun.* **4**, 105003 (2020).
- [24] P. A. Guerin, G. Rubino, and C. Brukner, Communication through quantum-controlled noise, *Phys. Rev. A* **99**, 062317 (2019).

- [25] A. A. Abbott, J. Wechs, D. Horsman, M. Mhalla, and C. Branciard, Communication through coherent control of quantum channels, *Quantum* **4**, 333 (2020).