

Probing the internal structure of baryons

Guangshun Huang^{1,2*}

¹*Department of Modern Physics, University of Science and Technology of China,
Hefei 230026, People's Republic of China*

²*State Key Laboratory of Particle Detection and Electronics,
Hefei 230026, People's Republic of China*

Rinaldo Baldini Ferroli^{3,4†}

³*INFN Laboratori Nazionali di Frascati, I-00044 Frascati, Italy*

⁴*Institute of High Energy Physics, Beijing 100049, People's Republic of China*

(BESIII Collaboration)

Abstract

Electromagnetic form factors are fundamental observables that describe the electric and magnetic structure of hadrons and provide keys to understand the strong interaction. At the Beijing Spectrometer (BESIII), form factors have been measured for different baryons in the time-like region for the first time or with the best precision. The results are presented with examples focus on but not limited to the proton/neutron, the Λ , with a strange quark, and the Λ_c , with a charm quark.

Keywords: baryon structure, form factor, threshold effect, abnormal production

* hgs@ustc.edu.cn

† baldini@lnf.infn.it

I. INTRODUCTION

Baryons and mesons are both hadrons, *i.e.*, bound systems of quarks in naive quark model [1] or more accurately also gluons in modern theory. Baryons are half-integer spin fermions, comprised, in a first approximation, of 3 quarks held together by the strong interactions. Protons (p) and neutrons (n), collectively known as nucleons (N), are the lightest baryons, and are the major components of the observable matter of the Universe. A nucleon has three valence light quarks (u or d); if one or more of its u or d quarks are replaced by heavier quarks (s , c , b or t), it becomes a hyperon. The most known baryons are the spin 1/2 SU(3) octet, including isospin doublet p/n , singly-stranged isospin singlet Λ , singly-stranged isospin triplet $\Sigma^-/\Sigma^0/\Sigma^+$ and doubly-stranged isospin doublet Ξ^-/Ξ^0 [2]. The lightest charmed baryon is the Λ_c^+ [2]. Hadrons are not point-like particles, and their internal electric and magnetic structure is characterized by their electromagnetic form factors (FF).

The particles are so tiny (at the order of 10^{-15} m, or fm) that they cannot be observed directly by the human eye (ability of 10^{-4} m, or 0.1 mm), an optical microscope (resolution of 10^{-7} m, or 0.1 μm), or even an electric microscope (resolution of 10^{-10} m, or 0.1 nm, size of an atom). Instead, their properties are studied through collisions. When two particles traverse each other, they interact by exchanging force carriers called bosons that transfer some energy and momentum (*i.e.*, four momentum) from one to the other. For electron-nucleon scattering, the electron is a probe that spies on the secrets hidden inside the nucleon, and in this case the four-momentum transfer squared has a negative value ($q^2 < 0$), and is categorized as a space-like process. When a particle and an anti-particle meet, for example the case of an electron and a positron, they can annihilate - *i.e.*, disappear into a virtual photon, and then produce fermion-antifermion pair that eventually materializes as a system of hadrons, of which a baryon-antibaryon pair is one possibility. In this case the four-momentum transfer squared has a positive value ($q^2 > 0$), and is classified as a time-like process. The Feynman diagrams for these two processes are shown in Fig. 1 (a) and (b), respectively. For the latter, the form factors of the participating baryon can be deduced from the behavior of the outgoing baryon-antibaryon pair, which is subject of the study covered in this paper.

Hadronic production data from electron-positron annihilations at low energies (around

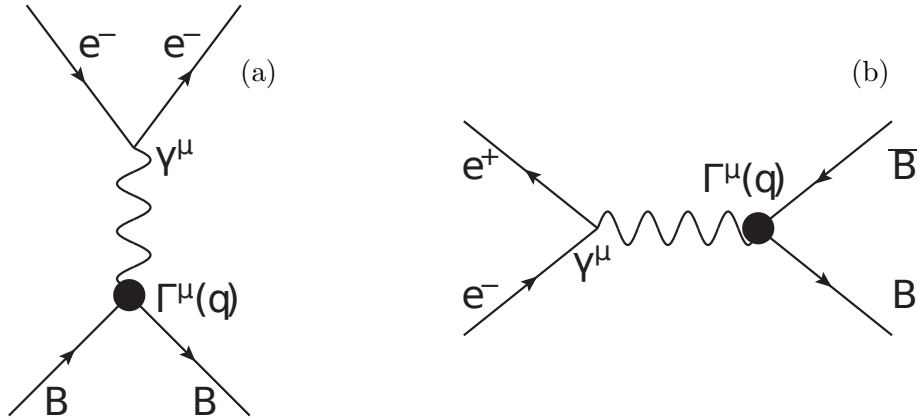


FIG. 1. Lowest-order Feynman diagrams for elastic electron-hadron scattering $e^-B \rightarrow e^-B$ (a), and for the annihilation process $e^+e^- \rightarrow B\bar{B}$ (b).

GeV order) is important input to the understanding of the structure of hadrons and the strong interactions of their constituent quarks. Moreover, since hyperons are not stable, they can be studied only in the time-like domain. The Beijing Spectrometer (BESIII) [3] at the Beijing Electron Positron Collider (BEPCII) [4] operates in the center-of-mass energy range from 2.0 and 4.6 GeV, which is a transition region between perturbative and non-perturbative Quantum Chromodynamics (QCD). Using the initial state radiation (ISR) technique, BESIII can also access energies below 2.0 GeV. The e^+e^- collision data that is used for QCD studies at BESIII include an integrated luminosity of 12 pb^{-1} at four energies (2.23, 2.4, 2.8 and 3.4 GeV) in the continuum taken in 2012, about 800 pb^{-1} at 104 energies between 3.85 and 4.6 GeV taken in the 2013-2014 run, and about 650 pb^{-1} at 22 energies from 2.0 to 3.08 GeV taken in 2015. These are the so-called scan data, with moderate luminosity at each energy point, nonetheless, for these energies they are the largest data samples in the world. There are also much larger samples for charm physics or XYZ particle search, some as large as a few fb^{-1} 's at a single energy, which are suitable for ISR-type analyses. With these huge data samples, BESIII is uniquely well suited to make baryon form factor measurements with unprecedentedly high precision.

II. BARYON MYSTERIES

The standard wisdom is that baryons are bound states of three quarks, but this description is incomplete. For example, though nucleons are the basic building blocks of observable

matter in the Universe, not all of their basic properties such as their size, spin, magnetic moment and mass are fully understood, even after 100 years of study [5, 6].

The charge radius of proton measured by muonic Lamb shift once differed from that determined by electron-proton scattering or electronic Lamb shift as large as five standard deviations [7], but recent measurements from electron scattering [8] and hydrogen spectroscopy [9] eliminated the discrepancies, and this so-called proton-radius puzzle has been essentially solved [10, 11].

The proton spin has also been in a crisis in the era of the constituent quark model. The European Muon Collaboration (EMC) experiment found that the baryon spin is not only due to the spins of the valence quark [12]. It has been commonly assumed that the proton's spin= $1/2$ was formed by two quarks with parallel spins and the third quark with opposite spin. In the EMC experiment, a quark of a polarized proton target was struck by a polarized muon beam, and the quark's instantaneous spin was measured. It was expected that the spin of two of the three quarks would cancel out and the spin of the third quark would be polarized in the direction of the proton's spin. Thus, the sum of the quarks' spin was expected to be equal to the proton's spin. Surprisingly, it was found that the number of quarks with spin in the proton's spin direction was almost the same as the number of quarks whose spin was in the opposite direction. Similar results have been obtained in many experiments afterwards, demonstrating clearly that both generalized parton distributions and transverse momentum distributions are important in the nucleon spin structure [13]. Our modern understanding is that the nucleon spin comes not only from quarks but also from gluons, and various contributions can be calculated using e.g. Ji's sum rule [14]. The abnormal magnetic moment of proton (much larger than that for a Dirac point-like particle) is generally considered as an indication of a more complicated internal structure than simply three spin= $1/2$ quarks in a relative S -wave.

Moreover, the mass of proton also cannot be explained by Higgs mechanism, since the sum of mass of quarks inside a proton is too small, which means there are considerable contributions to its mass from the strong interactions among quarks and gluons. Nowadays these contributions can be calculated precisely in the lattice QCD, so the proton mass is largely understood [15, 16].

III. BARYON FORM FACTOR MEASUREMENTS AT BESIII

The differential cross section of electron-positron annihilation to a baryon-antibaryon pair can be written as a function of the center-of-mass (c.m.) energy squared s as [17],

$$\frac{d\sigma_{B\bar{B}}(s)}{d\Omega} = \frac{\alpha^2\beta C}{4s} \left[|G_M(s)|^2(1 + \cos^2\theta) + \frac{4m_B^2}{s} |G_E(s)|^2 \sin^2\theta \right], \quad (1)$$

where θ is the polar angle of the baryon in the e^+e^- c.m. frame and $\beta = \sqrt{1 - 4m_B^2/s}$ is the speed of baryon. The Gamov-Sommerfeld factor C [18–20] describes the Coulomb enhancement effect: for charged baryon pair $C = y/(1 - e^{-y})$ with $y = \pi\alpha\sqrt{1 - \beta^2}/\beta$, accounts for the electromagnetic interaction between the outgoing baryons; while for neutral baryon pair $C = 1$. The form factors, G_E and G_M , essentially describe the electric and magnetic distributions inside the baryon and basically provide a measure of its boundary or size. These are functions of the four-momentum transfer $s = q^2$, so more accurately should be written as $G_E(q^2)$ and $G_M(q^2)$. In the time-like domain, the form factors are complex with a nonzero imaginary part, and the translation into the internal structure is not straightforward, in contrary to the case in the space-like region. It is noteworthy that final-state interactions become prevailing close to threshold and thus should be properly dealt with. By definition the electric and the magnetic form factors are equal at the baryon-antibaryon pair's mass threshold where only s -wave production contributes [21], *i.e.*, $G_E(4m_B^2) = G_M(4m_B^2)$, but generally they are not. In analyses of data with limited statistics it is often assumed that they are equal and the two form factors are replaced by an effective form factor, $G_{eff} = G_E = G_M$.

In principle, the Coulomb interaction between the outgoing charged baryon-pair B^+B^- should play an important role, in particular by producing an abrupt jump in the cross section at threshold, since the phase space factor β is cancelled by a $1/\beta$ factor in the Coulomb correction (however there is no full consensus on that), which is a non-perturbative correction to the Born approximation to account for the Coulomb interaction between the outgoing charged baryons. In fact, the cross section for the $e^+e^- \rightarrow p\bar{p}$ at threshold has been measured to be very close to the pointlike value, which is consistent with the prediction, but then it is followed by a flat behavior, which is unexpected. While for a neutral-baryon-pair $B^0\bar{B}^0$, the cross section at threshold should be zero according to Eqn. 1. The minimum c.m. energy for BESIII data is 2.0 GeV, which is about 122 MeV above the nucleon-antinucleon threshold, so no solid conclusion can be drawn for the proton-pair and neutron-pair cases,

but BESIII can test these effects for charged baryons by seeing if there is a step with a value close to the pointlike one for $\Lambda_c^+\bar{\Lambda}_c^-$ production, and for neutral baryons by seeing if the cross section is vanishing at the $\Lambda\bar{\Lambda}$ at threshold. Present BESIII results seem to indicate that at both the $\Lambda_c^+\bar{\Lambda}_c^-$ and $\Lambda\bar{\Lambda}$ thresholds there is a step that is close to the pointlike value for charged particles, although maybe not exactly the same.

A. Proton

Space-like proton form factors have been measured with very high precision by many experiments [22, 23]. In the time-like region, there have been a few measurements of G_{eff} , by DM2 [24, 25], E760 [26], PS170 [27], FENICE [28], E835 [29, 30], BaBar [31, 32] and CMD-3 [33, 34], but these have relatively poor precision and mutual agreement. For $|G_E/G_M|$ ratio, the measurements were rare and there is a long-time tension between PS170 and BaBar. The BESII experiment also measured the proton effective form factor, but with poor statistical precision [35]. BESIII continued this effort using the 2012 and 2015 scan data, and produced the most accurate $|G_E/G_M|$ ratio measurements at 16 c.m. energies between 2.0 and 3.08 GeV [36, 37] that favor BaBar over PS170 and helped clarifying the puzzle. BESIII also performed the measurements using the ISR technique [38, 39], with results that are consistent with BaBar's. The BESIII measurements are shown in Fig. 2 (a) for $p\bar{p}$ production cross section in 2.0 – 3.08 GeV, (b) the effective proton time-like form factor, (c) the form factor ratio $R = |G_E/G_M|$, and (d) the effective form factor residual, together with results from other experiments. The best precision in the time-like region was reported by BESIII, and the electric form factor was extracted for the first time. The unprecedented 3.5% uncertainty that was achieved at 2.125 GeV by BESIII is close to that of the best measurements in the space-like region, which have been at per cent level for a long time. The CMD-3 experiment measured the production cross section of proton pair and observed an abrupt rise at the nucleon-antinucleon threshold [34], as expected for pointlike charged particles according to Eqn. 1. BESIII did not extend down to the threshold energy, but the results around 2 GeV agree with CMD-3. This information improves our understanding of the proton inner structure from a different dimension and helps to test theoretical models that depend on non-perturbative QCD, e.g. charge distribution within the proton can be deduced [40, 41]. The near threshold behavior of the electromagnetic

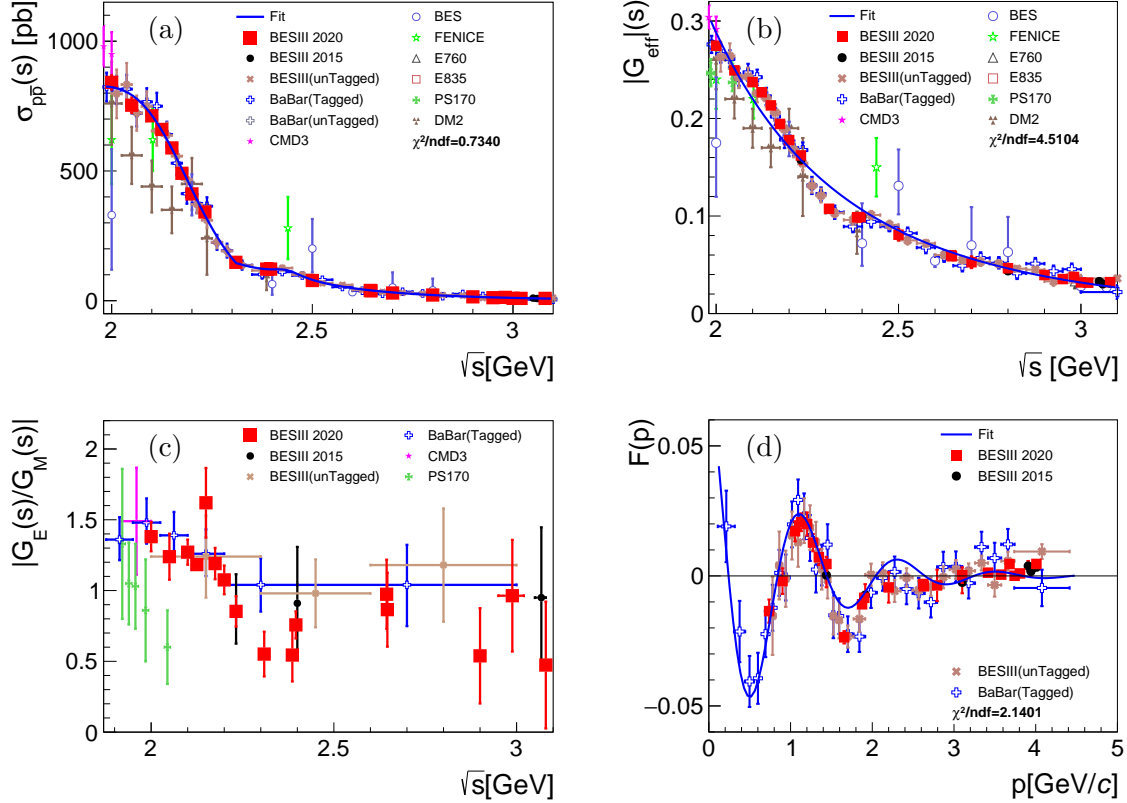


FIG. 2. (a) the cross sections for $e^+e^- \rightarrow p\bar{p}$ cross section. (b) the effective proton time-like form factor. The blue curve is the results of an attempt to fit the measurements with smooth dipole-like function. (c) the ratio $R = |G_E/G_M|$. (d) effective form factor residual $F(p)$ after subtracting the one calculated by QCD theory (the blue curve shown in (b)), as a function of the relative motion p of the final proton and antiproton. Plots are from Ref. [37].

form factor of a hadron is mostly determined by the interaction of the hadron-antihadron in the final state, and therefore the measurements of the form factor properties can also serve as a fruitful source of information about hadron-antihadron interaction [42].

Interestingly there are oscillations in the effective proton form factor, first seen by BaBar and later confirmed by BESIII [38]. These oscillations were subsequently studied with more precise data by BESIII [37]. Ref. [43] speculated that possible origins of this curious behavior are rescattering processes at relative distances of 0.7 - 1.5 fm between the centers of the forming hadrons, leading to a large fraction of inelastic processes in $p - \bar{p}$ interactions, and a large imaginary component to the rescattering processes.

B. Neutron

Prior to the BESIII experiment, there was a long standing puzzle related to differences between the neutron and proton production rates. QCD-motivated models predict that the cross section for the proton should be 4 times larger than for neutron [44], or they should be same [45]. In contrast the FENICE experiment found that the neutron cross section was twice as large as the the proton's, albeit with statistics that were very limited, only 74 $n\bar{n}$ events in total for five energy bins [28]. More recent measurements in the vicinity of the nucleon-antinucleon threshold are from the SND experiment [46, 47]. The cross sections of $e^+e^- \rightarrow n\bar{n}$ and the neutron form factors between 2 GeV and 3.08 GeV have been measured by BESIII with a good deal more data, over 2000 $n\bar{n}$ events at 18 energies [48]. Because the final state neutron and anti-neutron are both neutral, with no tracks recorded in the drift chamber, the event selection is a challenge. The information in the calorimeter and the time of flight counters has to be used to identify the signal; as such the selection efficiency is much lower and the number of observed neutron events is significantly less than that for protons. Neutron measurements from SND [46, 47] and BESIII [48] overlap and roughly agree at 2 GeV, where a cross-section behavior that is close to the $e^+e^- \rightarrow p\bar{p}$ case is observed, in particular a flat behavior above threshold up to 2 GeV as seen by CMD-3 [34], but this challenges the expected behavior from Eqn. 1. For energies above 2 GeV, the BESIII measurements of the ratio of the proton to neutron cross sections is more compatible with the QCD-motivated model predictions: as shown in Fig. 3, the cross section for $e^+e^- \rightarrow p\bar{p}$ is larger than for $e^+e^- \rightarrow n\bar{n}$ in general.

From BESIII measurements of the angular distributions for $e^+e^- \rightarrow N\bar{N}$ events, the S -wave and D -wave contributions are disentangled for the first time, that is currently under further investigation in the Collaboration. Moreover from comparisons of the $e^+e^- \rightarrow n\bar{n}$ and $e^+e^- \rightarrow p\bar{p}$ cross sections, the isoscalar and isovector components of $e^+e^- \rightarrow N\bar{N}$ can, in principle, be separated [49]. One of the components dominates and is nearly constant up to 2 GeV, similar to $e^+e^- \rightarrow p\bar{p}$, but at present it is difficult to identify whether the isoscalar (very likely the largest) or the isovector one. With more data in the future, this identification could be achieved by BESIII.

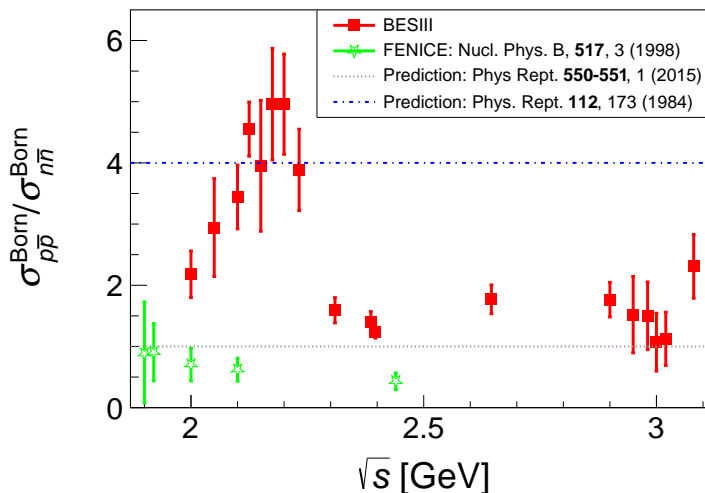


FIG. 3. Ratio of Born cross section of $e^+e^- \rightarrow p\bar{p}$ to that of $e^+e^- \rightarrow n\bar{n}$.

C. The Λ hyperon

The Λ , which is the lightest hyperon that contains an s quark, is more difficult to study than the nucleon because of its smaller production cross section. It was measured previously by the DM2 [25] and BaBar [50] experiments, but with results were not conclusive. BESIII has studied the channel $e^+e^- \rightarrow \Lambda\bar{\Lambda}$ [51] with an analysis that used a 40.5 pb^{-1} data sample that was collected at four different energy scan points during 2011 and 2012. The lowest energy point is 2.2324 GeV, only 1 MeV above the $\Lambda\bar{\Lambda}$ -threshold. These data made it possible to measure the Born cross section very near threshold. To use the data as efficiently as possible, both events where Λ and $\bar{\Lambda}$ decayed to the charged mode ($\text{Br}(\Lambda \rightarrow p\pi^-) = 64\%$) and events where the $\bar{\Lambda}$ decayed to the neutral mode ($\text{Br}(\bar{\Lambda} \rightarrow \bar{n}\pi^0) = 36\%$) were selected. In the first case, the identification relied on finding two mono-energetic charged pions with evidence for a \bar{p} -annihilation in the material of the beam pipe or the inner wall of the tracking chamber. In the second case, the \bar{n} -annihilation was identified with a multi-variate analysis of variables provided by the electromagnetic calorimeter. Additionally, a mono-energetic π^0 was reconstructed to fully identify this decay channel. For the higher energy points, only the charged decay modes of Λ and $\bar{\Lambda}$ were reconstructed by identifying all the charged tracks and using the event kinematics. The resulting measurement [51] of the Born cross section are shown in Fig. 4(a) together with previous measurements [25, 50]. The Born cross section

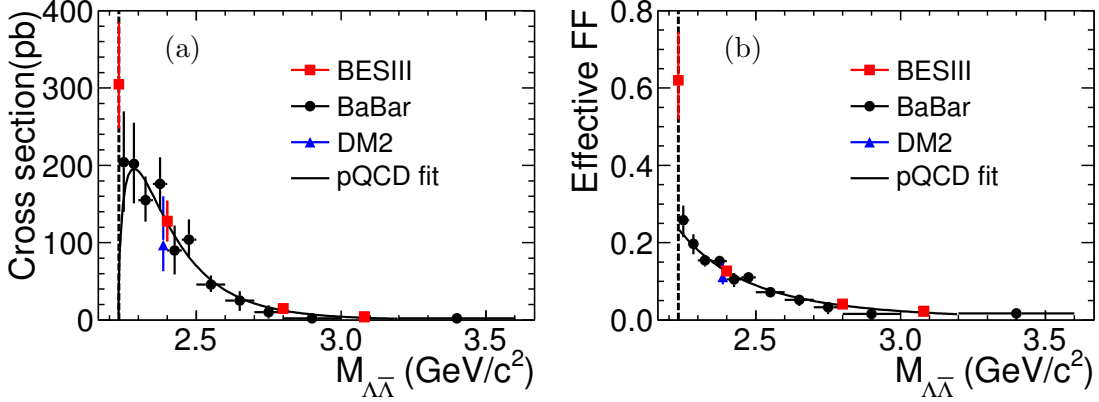


FIG. 4. (a) Measurements of $e^+e^- \rightarrow \Lambda\bar{\Lambda}$ cross section. (b) Λ effective form factor. Plots are from Ref. [51].

near threshold is found to be $312 \pm 51(\text{stat.})_{-45}^{+72}(\text{sys.})$ pb. This result confirms BaBar’s measurement [50] but with much higher momentum transfer squared accuracy. Since the Coulomb factor is equal to 1 for neutral baryon pairs, the cross section is expected to go to zero at threshold. Therefore the observed threshold enhancement implies the existence of a complicated underlying physics scenario. The unexpected features of baryon pair production near threshold have driven a lot of theoretical studies, including scenarios that invoke bound states or unobserved meson resonances [42, 52, 53]. It was also interpreted as an attractive Coulomb interaction on the constituent quark level [54, 55]. Another possible explanation is the final-state interactions which play an important role near the threshold [56–58]. The BESIII measurement improves previous results at low invariant masses at least by 10% and even more above 2.4 GeV/c . The Λ effective form factor extracted from the cross section measurement is shown in Fig. 4(b).

According to the optical theorem, there is a nonzero relative phase between G_E and G_M . At $M_{\Lambda\bar{\Lambda}} = 2.396 \text{ GeV}$, where we have the largest $\Lambda\bar{\Lambda}$ sample of 555 events from 66.9 pb^{-1} data, a multidimensional analysis was used to make a full determination of the Λ electromagnetic form factors for the first time for any baryon; the relative phase difference is $\Delta\Phi = 37^\circ \pm 12^\circ \pm 6^\circ$ [59] with the input parameter $\alpha_\Lambda = 0.750 \pm 0.010$ measured from J/ψ decays [60]. The improved determination of α_Λ also has profound implications for the baryon spectrum, since fits to such observables by theoretical models are a crucial element in determining the light baryon resonance spectrum, which provides a point of comparison for theoretical approaches [61]. The $|G_E/G_M|$ ratio was determined to be $R = 0.96 \pm$

$0.14(\text{stat.}) \pm 0.02(\text{sys.})$ and the effective form factor at $M_{\Lambda\bar{\Lambda}} = 2.396$ GeV was determined to be $|G_{eff}| = 0.123 \pm 0.003(\text{stat.}) \pm 0.003(\text{sys.})$. The Λ angular distribution and the polarization as a function of the scattering angle are shown in Fig. 5(a) and (b), respectively. This first complete measurement of the hyperon electromagnetic form factor is a milestone in the study of hyperon structure, while the long-term goal is to describe charge and magnetization densities of the hyperons.

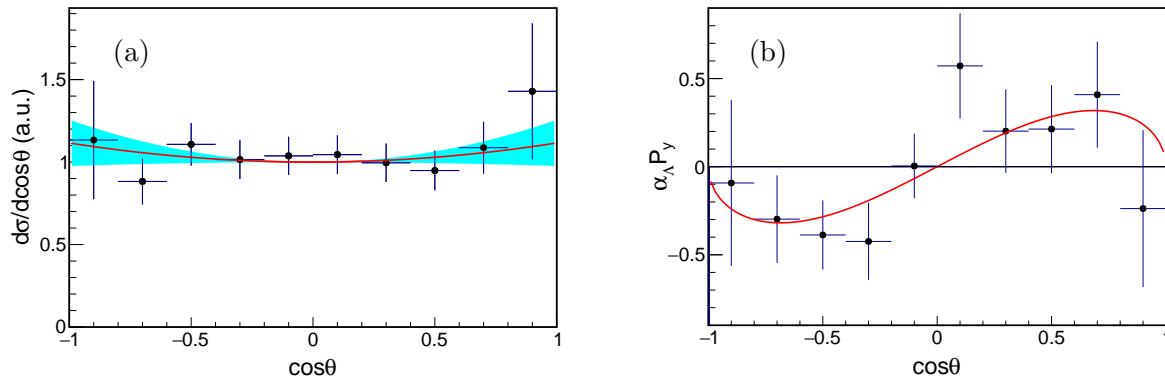


FIG. 5. (a) The acceptance corrected Λ scattering angle distribution for $e^+e^- \rightarrow \Lambda\bar{\Lambda}$ at $M_{\Lambda\bar{\Lambda}} = 2.396$ GeV. (b) The product of the Λ decay parameter α_Λ and Λ polarization P_y as a function of the scattering angle. Plots are from Ref. [59].

D. The Λ_c charmed baryon

Experimental studies on the charmed baryons have been rather sparse. The only previous study of process $e^+e^- \rightarrow \Lambda_c^+\bar{\Lambda}_c^-$ is from the Belle experiment, which measured the cross section using ISR technique [62], and reported a lineshape that implied the existence of a likely resonance, called the $Y(4660)$. Based on 631.3 pb^{-1} data collected in 2014 at four energy points $\sqrt{s} = 4.5745, 4.5809, 4.5900$ and 4.5995 GeV, BESIII measured the $\Lambda_c^+\bar{\Lambda}_c^-$ cross section with unprecedented precision [63]. The lowest energy point is only 1.6 MeV above the $\Lambda_c^+\bar{\Lambda}_c^-$ threshold. At each of the energy points, ten Cabibbo-favored hadronic decay modes, $\Lambda_c^+ \rightarrow pK^-\pi^+, pK_S^0, \Lambda\pi^+, pK^-\pi^+\pi^0, pK^0\pi^0, \Lambda\pi^+\pi^0, pK_S\pi^+\pi^-, \Lambda\pi^+\pi^+\pi^-, \Sigma^0\pi^+$, and $\Sigma^+\pi^+\pi^-$, as well as the corresponding charge-conjugate modes were studied. The total Born cross section is obtained from the weighted average of the 20 individual

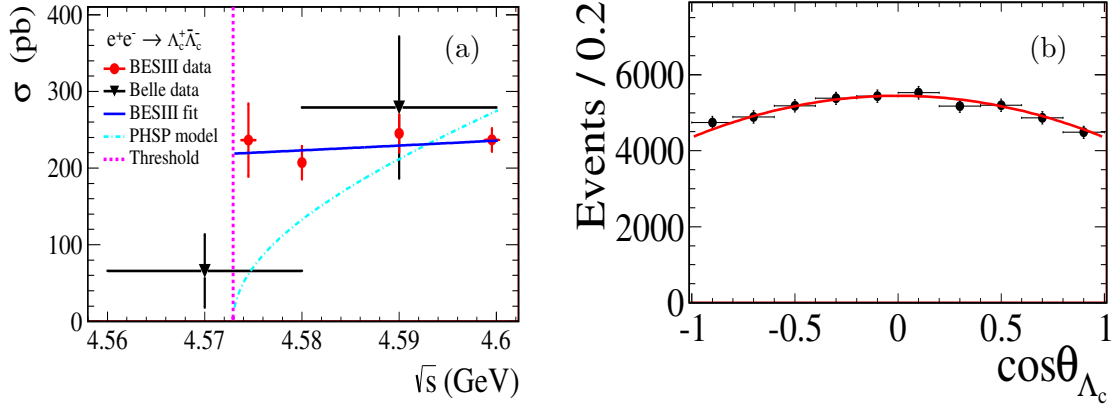


FIG. 6. The Born cross section of $e^+e^- \rightarrow \Lambda_c^+\bar{\Lambda}_c^-$ obtained by BESIII and Belle (a). The angular distribution and corresponding fit results in data at $\sqrt{s} = 4.5995$ GeV (b). Plots are from Ref. [63].

measurements, and the results are shown in Fig. 6(a). Similar to the case for $e^+e^- \rightarrow p\bar{p}$, an abrupt rise in the cross-section just above threshold that is much steeper than phase-space expectations is discerned, which was not seen by Belle due to limitations of the ISR method. BESIII’s measured cross section lineshape is different from Belle’s, disfavoring a resonance like $Y(4660)$ in the $\Lambda_c^+\bar{\Lambda}_c^-$ channel. The BESIII results have driven discussions in the theoretical literature [64].

High statistic data samples at $\sqrt{s} = 4.5745$ and 4.5995 GeV enabled studies of the polar angular distribution of Λ_c in the e^+e^- center-of-mass system. The shape function $f(\theta) \propto (1 + \alpha_{\Lambda_c} \cos^2 \theta)$ is fitted to the combined data containing the yields of Λ_c^+ and $\bar{\Lambda}_c^-$ for all ten decay modes as shown in Fig. 6(b). The ratio between the electric and magnetic form factors $|G_E/G_M|$ can be extracted using $|G_E/G_M|^2(1 - \beta^2) = (1 - \alpha_{\Lambda_c})/(1 + \alpha_{\Lambda_c})$. From these distributions, the ratios $|G_E/G_M|$ of Λ_c^+ have been extracted for the first time: they are 1.14 ± 0.14 (stat.) ± 0.07 (sys.) and 1.23 ± 0.05 (stat.) ± 0.03 (sys.) at $\sqrt{s} = 4.5745$ and 4.5995 GeV, respectively.

IV. BARYON CHALLENGES AT BESIII

The energy thresholds for pair production of all of the ground state spin 1/2 SU(3) octet and spin 3/2 decuplet are accessible to BESIII. Baryon form factor measurements are among the most important reasons why BESIII has collected an unprecedented amount

of off-resonance data. From the analysis of existing data, it is expected that the ratio of the absolute values of the Λ electromagnetic form factors, $|G_E/G_M|$, can be measured at five energy points. The most interesting findings are the abrupt cross section jumps at threshold followed by a nearly flat that has been observed for $\Lambda\bar{\Lambda}$, $\Lambda_c^+\bar{\Lambda}_c^-$, $p\bar{p}$, $n\bar{n}$, etc. If the BEPCII energy could be lowered to the vicinity of nucleon-antinucleon threshold, BESIII will be able to confirm the $p\bar{p}$ and $n\bar{n}$ cases with much better precision. Figure 7 shows the cross section lineshapes for a variety of baryon-antibaryon pairs, including those that were recently measured for singly-stranged $\Sigma^+\bar{\Sigma}^-/\Sigma^-\bar{\Sigma}^+$ [65], doubly-stranged $\Xi^-\bar{\Xi}^+$ [66] and $\Xi^0\bar{\Xi}^0$ [67]. They all seem to share the common feature with a plateau starting from

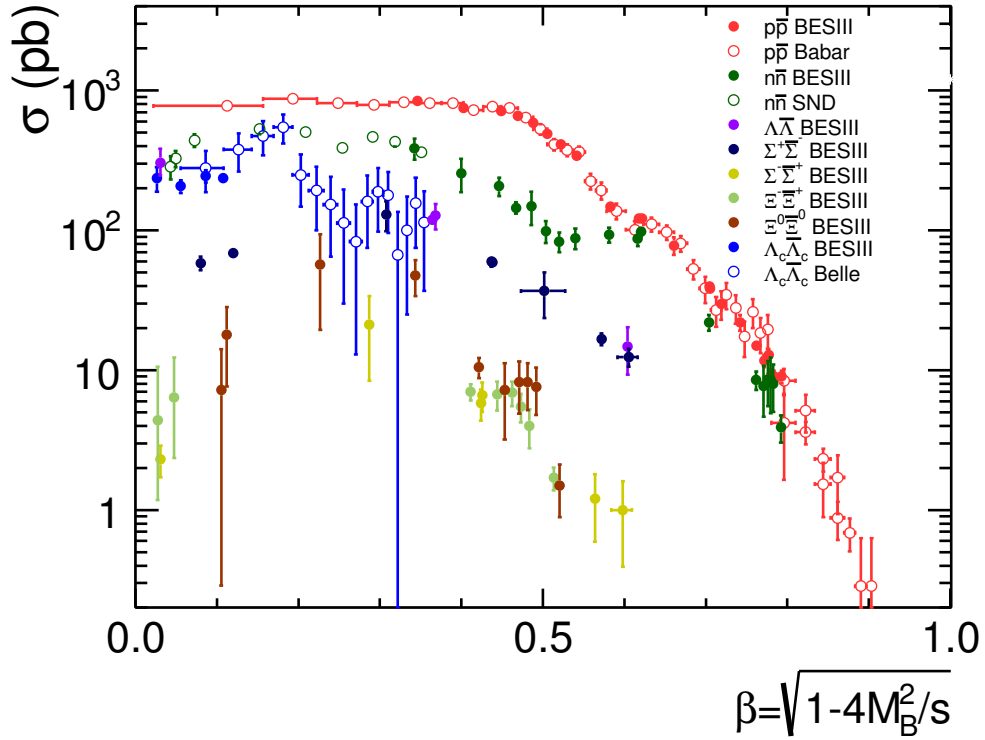


FIG. 7. A compilation of cross sections, revealing similar pattern for all $B\bar{B}$ pairs measured so far: $p\bar{p}$ by BaBar [31, 32] and BESIII [37], $n\bar{n}$ by SND [46, 47] and BESIII [48], $\Lambda\bar{\Lambda}$ by BESIII [51], $\Sigma^+\bar{\Sigma}^-/\Sigma^-\bar{\Sigma}^+$ by BESIII [65], $\Xi^-\bar{\Xi}^+/\Xi^0\bar{\Xi}^0$ by BESIII [66, 67], $\Lambda_c^+\bar{\Lambda}_c^-$ by Belle [62] and BESIII [63].

the baryon-pair production threshold, though for some channels ideally more statistics are needed. The behavior of $\Sigma^0\bar{\Sigma}^0$ (the last member to be covered for the spin 1/2 SU(3) octet baryons) and other baryon-pairs will be reported in the near future.

V. SUMMARY AND PROSPECTS

The measurements of baryon form factors have been an important ongoing activity at BESIII. Form factors of proton with the best precision were obtained in the time-like region, and the electric form factor of proton was measured for the first time. Measurements of the neutron time-like form factor with unprecedented precision have also been reported. The Λ and Λ_c were studied and in both cases abnormal cross section enhancements were observed near the production thresholds. The form factors of the Λ_c were extracted for the first time.

In addition Σ^+/Σ^- [65], Ξ^- [66] and Ξ^0 [67] form factor measurements were recently reported, and results for Σ^0 will soon be released. BESIII also has a plan to explore the nucleon production threshold by taking data in 1.8 – 2.0 GeV for $\sim 100 \text{ pb}^{-1}$ at 23 energy points [68], in order to study the anomalous threshold cross section behavior in more detail. With numerous first measurements and interesting discoveries, these studies shed new light for understanding the interactions and fundamental structure of particles.

It will take long time to ultimately unravel the fundamental structure of baryons. Further improvements in form factor measurement of baryons will continue to be the focus of future powerful electron-ion colliders in America (EiC) [69] and China (EicC) [70], super electron-positron colliders in China [71] and Russia [72] for the space-like and time-like regions, respectively.

ACKNOWLEDGMENTS

The authors thank Prof. S. L. Olsen for helpful suggestions and proofreading. This work is supported in part by National Natural Science Foundation of China (NSFC) under Contract Nos. 12035013, 12061131003, 11911530140 and 11335008; Joint Large-Scale Scientific Facility Funds of the NSFC and the Chinese Academy of Sciences under Contract No. U1832103; National Key Research and Development Program of China under Contract No. 2020YFA0406403; National Key Basic Research Program of China under Contract No. 2015CB856705. Conflict of interest statement: none declared.

[1] Gell-Mann M. Schematic Model of Baryons and Mesons. *Phys. Lett.* 1964; **8**: 214-215.

- [2] Zyla PA, Barnett RM and Beringer J *et al.* [Particle Data Group]. Review of Particle Physics. Prog. Theor. Exp. Phys. 2020; **2020**: 083C01.
- [3] Ablikim M, An ZH and Bai JZ *et al.* [BESIII Collaboration]. Design and Construction of the BESIII Detector. Nucl. Instrum. Methods Phys. Res., Sect. A 2010; **614**: 345-399.
- [4] Yu CH, Duan Z and Gu SD *et al.* BEPCII Performance and Beam Dynamics Studies on Luminosity. 7th International Particle Accelerator Conference (IPAC 2016), Busan, Korea, May 8-13, 2016.
- [5] Rutherford E. Collision of α particles with light atoms. IV. An anomalous effect in nitrogen. Phil. Mag. Ser. 1919; **6**: 31-37.
- [6] Chadwick J. Possible Existence of a Neutron. Nature 1932; **129**: 312.
- [7] Pohl R, Antognini A and Nez F *et al.* The size of the proton. Nature 2010; **466**: 213-216.
- [8] Xiong W, Gasparian A and Gao H *et al.* A small proton charge radius from an electron-proton scattering experiment. Nature 2019; **575**: 147-150.
- [9] Bezginov N, Valdez T and Horbatsch M *et al.* A measurement of the atomic hydrogen Lamb shift and the proton charge radius. Science 2019; **365**: 1007-1012.
- [10] Hammer HW and Meißner UG. The proton radius: From a puzzle to precision. Sci. Bull. 2020; **65**: 257-258.
- [11] Karr JP, Marchand D and Voutier E. The proton size. Nature Rev. Phys. 2020; **2**: 601-614.
- [12] Ashman J, Badelek B and Baum G *et al.* [European Muon Collaboration]. A Measurement of the Spin Asymmetry and Determination of the Structure Function $g(1)$ in Deep Inelastic Muon-Proton Scattering. Phys. Lett. B 1988; **206**: 364-370.
- [13] Deur A, Brodsky SJ and de T eramond GF. The spin structure of the nucleon. Rep. Prog. Phys. 2019; **82**: 076201.
- [14] Ji X. Gauge-Invariant Decomposition of Nucleon Spin. Phys. Rev. Lett. 1997; **78**: 610-613.
- [15] Huang JH, Sun TT and Chen H. Evaluation of pion-nucleon sigma term in Dyson-Schwinger equation approach of QCD. Phys. Rev. D 2020; **101**: 054007.
- [16] Borsanyi S, Durr S and Fodor Z *et al.* Ab initio calculation of the neutron-proton mass difference. Science 2015; **347**: 1452-1455.
- [17] Zichichi A, Berman SM and Cabibbo N *et al.* Proton anti-proton annihilation into electrons, muons and vector bosons. Nuovo Cimento 1962; **24**: 170-180.
- [18] Sommerfeld A.  ber die Beugung und Bremsung der Elektronen. Ann. Phys. (Berlin) 1931;

- 403**: 257-330.
- [19] Brodsky SJ and Lebed RF. Production of the Smallest QED Atom: True Muonium ($\mu^+\mu^-$). Phys. Rev. Lett. 2009; **102**: 213401.
- [20] Sakharov AD. Interaction of an Electron and Positron in Pair Production. Sov. Phys. Usp. 1991; **34**: 375-377.
- [21] Griffiths D. Introduction to Elementary Particles, 2nd edition, Weinheim: Wiley-VCH, 2008.
- [22] Gayou O, Aniol KA and Averett T *et al.* [Jefferson Lab Hall A Collaboration]. Measurement of G_{E_p}/G_{M_p} in $\vec{e} p \rightarrow e \vec{p}$ to $Q^2 = 5.6\text{GeV}^2$. Phys. Rev. Lett. 2002; **88**: 092301.
- [23] Zhan X, Allada K and Armstrong DS *et al.* High-Precision Measurement of the Proton Elastic Form Factor Ratio $\mu_p G_E/G_M$ at low Q^2 . Phys. Lett. B 2011; **705**: 59-64.
- [24] Bisello D, Limentani S and Nigro M *et al.* [DM2 Collaboration]. A Measurement of $e^+e^- \rightarrow p\bar{p}$ for $1975 \text{ MeV} \leq \sqrt{s} \leq 2250 \text{ MeV}$. Nucl. Phys. B 1983; **224**: 379-395.
- [25] Bisello D, Busetto G and Castro A *et al.* [DM2 Collaboration]. Baryon pairs production in e^+e^- annihilation at $\sqrt{s} = 2.4 \text{ GeV}$. Z. Phys. C 1990; **48**: 23-28.
- [26] Armstrong TA, Bettoni D and Bharadwaj V *et al.* [E-760 Collaboration]. Proton electromagnetic form factors in the timelike region from 8.9 to 13.0 GeV^2 . Phys. Rev. Lett. 1993; **70**: 1212-1215.
- [27] Bardin G, Burgun G and Calabrese R *et al.* [PS170 Collaboration]. Determination of the electric and magnetic form factors of the proton in the time-like region. Nucl. Phys. B 1994; **411**: 3-32.
- [28] Antonelli A, Baldini R and Benasi P *et al.* [FENICE Collaboration]. The first measurement of the neutron electromagnetic form-factors in the timelike region. Nucl. Phys. B 1998; **517**: 3-35.
- [29] Ambrogiani M, Bagnasco S and Baldini W *et al.* [E835 Collaboration]. Measurements of the magnetic form-factor of the proton in the timelike region at large momentum transfer. Phys. Rev. D 1999; **60**: 032002;
- [30] Ambrogiani M, Bagnasco S and Baldini W *et al.* [E835 Collaboration]. Measurements of the magnetic form-factor of the proton for timelike momentum transfers. Phys. Lett. B 2003; **559**: 20-25.
- [31] Lees JP, Poireau V and Tisserand V *et al.* [BaBar Collaboration]. Study of $e^+e^- \rightarrow p\bar{p}$ via initial-state radiation at BABAR. Phys. Rev. D 2013; **87**: 092005.

- [32] Lees JP, Poireau V and Tisserand V *et al.* [BaBar Collaboration]. Measurement of the $e^+e^- \rightarrow p\bar{p}$ cross section in the energy range from 3.0 to 6.5 GeV. Phys. Rev. D 2013; **88**: 072009.
- [33] Akhmetshin RR, Amirkhanov AN and Anisenkov AV *et al.* [CMD-3 Collaboration]. Study of the process $e^+e^- \rightarrow p\bar{p}$ in the c.m. energy range from threshold to 2 GeV with the CMD-3 detector. Phys. Lett. B 2016; **759**: 634-640.
- [34] Akhmetshin RR, Amirkhanov AN and Anisenkov AV *et al.* [CMD-3 Collaboration]. Observation of a fine structure in $e^+e^- \rightarrow$ hadrons production at the nucleon-antinucleon threshold. Phys. Lett. B 2019; **794**: 64-68.
- [35] Ablikim M, Bai JZ and Ban Y *et al.* [BES Collaboration]. Measurement of the cross section for $e^+e^- \rightarrow p\bar{p}$ at center-of-mass energies from 2.0 to 3.07 GeV. Phys. Lett. B 2005; **630**: 14-20.
- [36] Ablikim M, Achasov MN and Ai XC *et al.* [BESIII Collaboration]. Measurement of the proton form factor by studying $e^+e^- \rightarrow p\bar{p}$. Phys. Rev. D 2015; **91**: 112004.
- [37] Ablikim M, Achasov MN and Adlarson P *et al.* [BESIII Collaboration]. Measurement of proton electromagnetic form factors in $e^+e^- \rightarrow p\bar{p}$ in the energy region 2.00 - 3.08 GeV. Phys. Rev. Lett. 2020; **124**: 042001.
- [38] Ablikim M, Achasov MN and Adlarson P *et al.* [BESIII Collaboration]. Study of the process $e^+e^- \rightarrow p\bar{p}$ via initial state radiation at BESIII. Phys. Rev. D 2019; **99**: 092002.
- [39] Ablikim M, Achasov MN and Adlarson P *et al.* [BESIII Collaboration]. Measurement of proton electromagnetic form factors in the time-like region using initial state radiation at BESIII. Phys. Lett. B 2021; **817**: 136328.
- [40] Adamuscin C, Dubnicka S and Dubnickova AZ *et al.* A unitary and analytic model of nucleon EM structure, the puzzle of JLab proton polarization data and new insight into the proton charge distribution. Prog. in Part. and Nucl. Phys. 2005; **55**: 228-241.
- [41] Dubnickova AZ and Dubnicka S. Proton em form factors data are in disagreement with new $\sigma_{tot}(e^+e^- \rightarrow p\bar{p})$ measurements. arXiv:2010.15872 [hep-ph] (2020).
- [42] Dalkarov OD, Khakhulin PA and Voronin AY. On the electromagnetic form factors of hadrons in the time-like region near threshold. Nucl. Phys. A 2010; **833**: 104-118.
- [43] Bianconi A and Tomasi-Gustafsson E. Periodic interference structures in the timelike proton form factor. Phys. Rev. Lett. 2015; **114**: 232301.
- [44] Chernyak VL and Zhitnitsky AR. Asymptotic Behavior of Exclusive Processes in QCD. Phys.

- Rept. 1984; **112**: 173-318.
- [45] Pacetti S, Baldini Ferroli R and Tomasi-Gustafsson E. Proton electromagnetic form factors: Basic notions, present achievements and future perspectives. Phys. Rept. 2015; **550-551**: 1-103.
- [46] Achasov MN, Barnyakov AY and Beloborodov KI *et al.* [SND Collaboration]. Study of the process $e^+e^- \rightarrow n\bar{n}$ at the VEPP-2000 e^+e^- collider with the SND detector. Phys. Rev. D 2014; **90**: 112007.
- [47] Druzhinin VP and Serednyakov SI. Measurement of the $e^+e^- \rightarrow n\bar{n}$ cross section with the SND detector at the VEPP-2000 collider. EPJ Web Conf. 2019; **212**: 07007.
- [48] Ablikim M, Achasov MN and Adlarson P *et al.* [BESIII Collaboration]. Oscillating features in the electromagnetic structure of the neutron. Nat. Phys. 2021; **17**: 1200.
- [49] Dmitriev VF, Milstein AI and Salnikov SG. Isoscalar amplitude dominance in e^+e^- annihilation to $N\bar{N}$ pair close to the threshold. Phys. of Atom. Nucl. 2014; **77**: 1173-1177.
- [50] Aubert B, Bona M and Boutigny D *et al.* [BABAR Collaboration]. Study of $e^+e^- \rightarrow \Lambda\bar{\Lambda}$, $\Lambda\bar{\Sigma}^0$, $\Sigma^0\bar{\Sigma}^0$ using initial state radiation with BABAR. Phys. Rev. D 2007; **76**: 092006.
- [51] Ablikim M, Achasov MN and Ahmed S *et al.* [BESIII Collaboration]. Observation of a cross-section enhancement near mass threshold in $e^+e^- \rightarrow \Lambda\bar{\Lambda}$. Phys. Rev. D 2018; **97**: 032013.
- [52] El-Bennich B, Lacombe M and Loiseau B *et al.* Paris $N\bar{N}$ potential constrained by recent antiprotonic-atom data and $\bar{n}p$ total cross sections. Phys. Rev. C 2009; **79**: 054001.
- [53] Xiao LY, Weng XZ and Zhong XH *et al.* A possible explanation of the threshold enhancement in the process $e^+e^- \rightarrow \Lambda\bar{\Lambda}$. Chin. Phys. C 2019; **43**: 113105.
- [54] Baldini R, Pacetti S and Zallo A *et al.* Unexpected features of $e^+e^- \rightarrow p\bar{p}$ and $e^+e^- \rightarrow \Lambda\bar{\Lambda}$ cross-sections near threshold. Eur. Phys. J. A 2009; **39**: 315-321.
- [55] Baldini Ferroli R, Pacetti S and Zallo A. No Sommerfeld resummation factor in $e^+e^- \rightarrow p\bar{p}$? Eur. Phys. J. A 2012; **48**: 33.
- [56] Zou BS and Chiang HC. One-pion-exchange final-state interaction and the $p\bar{p}$ near threshold enhancement in $J/\psi \rightarrow \gamma p\bar{p}$ decays. Phys. Rev. D 2004; **69**: 034004.
- [57] Haidenbauer J, Hammer HW and Meißner UG *et al.* On the strong energy dependence of the $e^+e^- \leftrightarrow p\bar{p}$ amplitude near threshold. Phys. Lett. B 2006; **643**: 29-32.
- [58] Haidenbauer J and Meißner UG. The electromagnetic form factors of the Λ in the timelike region. Phys. Lett. B 2016; **761**: 456-461.

- [59] Ablikim M, Achasov MN and Adlarson P *et al.* [BESIII Collaboration]. Complete Measurement of the Λ Electromagnetic Form Factors. *Phys. Rev. Lett.* 2019; **123**: 122003.
- [60] Ablikim M, Achasov MN and Ahmed S *et al.* [BESIII Collaboration]. Polarization and Entanglement in Baryon-Antibaryon Pair Production in Electron-Positron Annihilation. *Nature Physics* 2019; **15**: 631-634.
- [61] Ireland DG, Döring M and Glazier DI *et al.* Kaon Photoproduction and the Λ Decay Parameter α_- . *Phys. Rev. Lett.* 2019; **123**: 182301.
- [62] Pakhlova G, Adachi I and Aihara H *et al.* [Belle Collaboration]. Observation of a Near-Threshold Enhancement in the $e^+e^- \rightarrow \Lambda_c^+\Lambda_c^-$ Cross Section Using Initial-State Radiation. *Phys. Rev. Lett.* 2008; **101**: 172001.
- [63] Ablikim M, Achasov MN and Ahmed S *et al.* [BESIII Collaboration]. Precision measurement of the $e^+e^- \rightarrow \Lambda_c^+\bar{\Lambda}_c^-$ cross section near threshold. *Phys. Rev. Lett.* 2018; **120**: 132001.
- [64] Dai LY, Haidenbauer J and Meißner UG. Re-examining the $X(4630)$ resonance in the reaction $e^+e^- \rightarrow \Lambda_c^+\bar{\Lambda}_c^-$. *Phys. Rev. D* 2017; **96**: 116001.
- [65] Ablikim M, Achasov MN and Adlarson P *et al.* [BESIII Collaboration]. Measurements of Σ^+ and Σ^- time-like electromagnetic form factors for center-of-mass energies from 2.3864 to 3.0200 GeV. *Phys. Lett. B* 2021; **814**: 136110.
- [66] Ablikim M, Achasov MN and Adlarson P *et al.* [BESIII Collaboration]. Measurement of cross section for $e^+e^- \rightarrow \Xi^-\bar{\Xi}^+$ near threshold at BESIII. *Phys. Rev. D* 2021; **103**: 012005.
- [67] Ablikim M, Achasov MN and Adlarson P *et al.* [BESIII Collaboration]. Measurement of cross section for $e^+e^- \rightarrow \Xi^0\bar{\Xi}^0$ near threshold. *Phys. Lett. B* 2021; **820**: 136557.
- [68] Ablikim M, Achasov MN and Adlarson P *et al.* [BESIII Collaboration]. Future Physics Programme of BESIII. *Chin. Phys. C* 2020; **44**: 040001.
- [69] Accardi A, Albacete JL and Anselmino M *et al.* Electron Ion Collider: The Next QCD Frontier: Understanding the glue that binds us all. *Eur. Phys. J. A* 2016; **52**: 268.
- [70] Anderle DP, Bertone V and Cao X *et al.* Electron-ion collider in China. *Frontiers of Physics* 2021; **16**: 64701.
- [71] Luo Q and Xu D. Progress on Preliminary Conceptual Study of HIEPA, a Super Tau-Charm Factory in China. 9th International Particle Accelerator Conference (IPAC 2018), Vancouver, Canada, April 29-May 4, 2018.
- [72] Barnyakov AY. The project of the Super Charm-Tau Factory in Novosibirsk. *J. Phys. Conf.*

Ser. 2020; **1561**: 012004.