

Spin Accumulation and Longitudinal Spin Diffusion of Magnets

Wayne M. Saslow,^{1,*} Chen Sun,^{2,†} and Shenglong Xu^{1,‡}

¹*Texas A&M University, College Station, Texas, 77843, U.S.A.*

²*School of Physics and Electronics, Hunan University, Changsha 410082, China*
(Dated: June 6, 2022)

We extend to the longitudinal component of the magnetization the spintronics idea that a magnet near equilibrium can be described by two magnetic variables. One is the usual magnetization \vec{M} . The other is the non-equilibrium quantity \vec{m} , called the spin accumulation, by which the non-equilibrium spin current can be transported. \vec{M} represents a correlated distribution of a very large number of degrees of freedom, as expressed in some equilibrium distribution function for the excitations; we therefore forbid \vec{M} to diffuse, but we permit \vec{M} to decay. On the other hand, we permit \vec{m} , due to spin excitations, to both diffuse and decay. For this physical picture, diffusion from a given region occurs by decay of \vec{M} to \vec{m} , then by diffusion of \vec{m} , and finally by decay of \vec{m} to \vec{M} in another region. This somewhat slows down the diffusion process. Restricting ourselves to the longitudinal variables M and m with equilibrium properties $M_{eq} = M_0 + \chi_{M\parallel}H$ and $m_{eq} = 0$, we argue that the effective energy density must include a new, thermodynamically required exchange constant $\lambda_M = -1/\chi_{M\parallel}$. We then develop the appropriate macroscopic equations by applying Onsager's irreversible thermodynamics, and use the resulting equations to study the space and time response. At fixed real frequency ω there is, as usual, a single pair of complex wavevectors $\pm k$ but with an unusual dependence on ω . At fixed real wavevector, there are two decay constants, as opposed to one in the usual case. Extending the idea that non-equilibrium diffusion in other ordered systems involves a non-equilibrium quantity, this work suggests that in a superconductor the order parameter Δ can decay but not diffuse, but a non-equilibrium gap-like δ , due to pair excitations, can both decay and diffuse.

I. INTRODUCTION

The technologically important field of spintronics uses spin currents to make magnets receive (read) or send (write) information. Associated with this is the major theoretical advancement that, when out of equilibrium, a magnet has a second magnetic variable, called the spin accumulation. The term *accumulation of spin* appeared in the 1970 work of Dyakonov and Perel on what are now known as the spin Hall effect (an electric current produces a magnetization in a non-magnetic spin-active material) and the inverse spin Hall effect.^{1,2}

Transverse spin currents (relative to the magnetization \vec{M}) were implicit in the early work of Monod *et al.*³ and were explicit in the 1979 work of Silsbee *et al.*⁴ both of which involved magnetization deviations transverse to the equilibrium magnetization. The latter work invoked an exchange interaction between two posited types of magnetic electrons (s and d were spin-polarized but only s could conduct – i.e., diffuse).⁵ Longitudinal spin currents were studied theoretically by Johnson and Silsbee.^{6,7} The 1993 theory of Valet and Fert⁸ considered longitudi-

nal spin currents and introduced the term *spin accumulation*.⁹

In 2002 Zhang, Levy and Fert employed an s - d model with exchange to study (transverse) spin transfer torque.¹⁰ In it the dominant magnetization was the non-diffusing \vec{M}_d (with a subscript suggesting the real-space core d electrons), and the spin current was due only to the magnetization \vec{m} of the conduction s electrons. It was followed in 2004 by a kinetic theory for an itinerant magnet that replaced \vec{M}_d by the usual magnetization symbol \vec{M} ; and the excitations were described by a distribution function in momentum space. The words “spin accumulation” were employed, but not given a symbol or identification.¹¹ The spin current was explicitly given in terms of the distribution function.

\vec{M} can be taken to be due to the momentum-space “core” electrons within the majority and minority Fermi seas, which in an s - d model would include both the s and d bands, and \vec{m} can be taken to be due to momentum-space excitations at the Fermi surfaces. Both Refs. 10 and 12 emphasized the transverse components of \vec{M} and \vec{m} , which are the magnetic variables used in the area of spintronics. \vec{M} is described

by the classic theory of Landau and Lifshitz.¹³

Applying irreversible thermodynamics we previously examined the full equations of motion for this model.¹⁴ Unlike the present work, that work assumed a single longitudinal type of magnetization. More recently we have studied the coupled transverse modes of \vec{M} and \vec{m} , as can be generated in an ac spin transfer torque or spin pumping experiment.¹⁵

Fig. 1 of that work provides a physical picture, for a two-band conducting magnet, of the two different ways (tipping of \vec{M} and excitations that cause spin accumulation \vec{m}) to obtain a net transverse magnetization, but the idea also applies to insulating magnets. For this \vec{M} - \vec{m} model we take the net magnetization $\vec{\mathcal{M}}$ to be given by

$$\vec{\mathcal{M}} = \vec{M} + \vec{m}. \quad (1)$$

It is well-known in electrical and thermal conduction that only the non-equilibrium part of the statistical distribution function gives rise to the diffusive processes leading to the electric current and the heat current. An analogous argument is that for a magnet it is the non-equilibrium part of the statistical distribution function that gives rise to both \vec{m} and the diffusive processes leading to the spin current.

We have therefore developed the idea that because the equilibrium magnetization M represents a distribution of a macroscopically large number of degrees of freedom, it cannot diffuse; it can only grow or decay.¹⁶ Thus only the spin accumulation m , due to the non-equilibrium part of the statistical distribution function, is permitted to diffuse. On the other hand, because \vec{m} must have a source, such as a local fluctuation of \vec{M} , by reciprocity \vec{m} must also be able to provide a source for \vec{M} , and thus \vec{m} can both decay and diffuse.

Fig. (1) illustrates, for a two-band magnet, the two ways by which a magnet can obtain a net longitudinal magnetization.

As a consequence a non-uniform magnetic system can be thought to relax in the following way. Imagine that everywhere \vec{M} takes on a uniform value, except for a small region A where it takes a larger uniform value. For equilibration between the regions to occur, in region A \vec{M} must decay

to \vec{m} , which in turn can diffuse out of region A. After \vec{m} has diffused to region B it can decay to \vec{M} , thus transferring the excess in A to region B. The net diffusion, however, must include all fluctuations. Sect. III illustrates the behavior of both M and m for initial conditions where $m = 0$ everywhere and where M is initially in equilibrium with a specific field H that suddenly is removed.

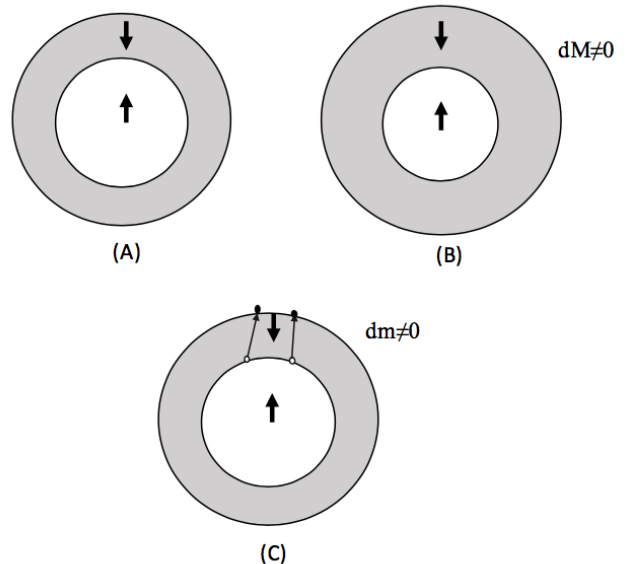


FIG. 1. Two ways to change net magnetization. (A) Fermi sea for $dM = 0$, $dm = 0$. (B) Fermi sea for $dM \neq 0$, $dm = 0$. This is obtained by enlarging the down spin Fermi sea at the expense of the up spin Fermi sea, their net volume being unchanged. (C). Fermi sea for $dM = 0$, $dm \neq 0$. This is obtained by transitions from the up spin Fermi sea to the down spin Fermi sea. The energy difference is small because the difference in exchange energy is nearly compensated by the difference in kinetic energy.

In what follows we establish the near-equilibrium thermodynamics of this system (Sect. II), and in Sect. III we discuss the nature of the out-of-equilibrium statistical effective field that couples m to $M - M_0$. It is distinct from the dynamical exchange field $\lambda\vec{M}$ that causes transverse \vec{M} to precess around \vec{M} . We then apply Onsager's irreversible thermodynamics to obtain the equations of motion for M and m (Sect. IV), where we study their coupled response to oscillating space variations e^{ikx} for real k and to oscillating time variations $e^{-i\omega t}$ for real ω . We then discuss the boundary conditions that must be satisfied (Sect. V), provide a brief summary (Sect. VI), and point out the implications for

diffusion in other ordered systems, such as superconductors (Sect. VII).

II. NEAR EQUILIBRIUM THERMODYNAMICS: LONGITUDINAL VARIABLES

Consider a collinear magnet in a field \vec{H} with remanence M_0 and magnetic susceptibility χ_M , and an effective exchange interaction between M and m . Then any macroscopic effective energy, when minimized, must give the equilibrium values

$$M_{eq} = M_0 + \chi_M H, \quad m_{eq} = 0. \quad (2)$$

Further, the minimization conditions for both M and m must be consistent with one another. This constrains the effective energy, and leads to an exchange term that has not been considered previously.

We take μ_0 to be the permeability of free space, and employ SI units, where fields and magnetization are in units of A/m. We then take the system to have an effective energy density whose dependence on M and m is given by

$$\begin{aligned} \varepsilon = & -\mu_0(M + m)H + \frac{\mu_0}{2} \left[\frac{(M - M_0)^2}{\chi_{M\parallel}} + \frac{m^2}{\chi_{m\parallel}} \right] \\ & -\mu_0\lambda_M(M - M_0)m. \end{aligned} \quad (3)$$

Here $\chi_{M\parallel}$ and $\chi_{m\parallel}$ are dimensionless susceptibilities associated with the parallel direction (for stability they must be non-negative), M_0 is the spontaneous magnetization, and λ_M is a dimensionless mean-field coefficient whose value is determined by the equilibrium condition $m_{eq} = 0$. With the exception of the terms in m , this form is well-known to give $M = M_0 + \chi_{M\parallel}H$ in equilibrium. For the remainder of this work we drop the subscript \parallel , although we note that magnets can respond in more than one direction.

We define effective fields H^* and h^*

$$\begin{aligned} H^* &\equiv -\frac{1}{\mu_0} \frac{\partial \varepsilon}{\partial M} = H + \lambda_M m - \frac{M - M_0}{\chi_M} \\ &\equiv -\frac{\delta M}{\chi_M}, \\ h^* &\equiv -\frac{1}{\mu_0} \frac{\partial \varepsilon}{\partial m} = H + \lambda_M(M - M_0) - \frac{m}{\chi_m} \end{aligned} \quad (4)$$

$$\equiv -\frac{\delta m}{\chi_m}. \quad (5)$$

In equilibrium we want the parameters of the theory to ensure that $H^* = 0$ and $h^* = 0$.

Eq. (4) satisfies the local equilibrium condition (2) for any λ_M . However, Eq. (5) does *not* satisfy and $h^* = 0$ for any λ_M . We ensure that Eq. (5) also satisfies $h^* = 0$ by requiring that

$$\lambda_M = -\frac{1}{\chi_M}. \quad (6)$$

This value $\lambda_M = -\frac{1}{\chi_M}$ is thermodynamically required. It may be thought of as specifying a mean field acting on m that, for the equilibrium value of M , ensures that $m = 0$.

We now define

$$\Delta m \equiv m - m_{eq} = m, \quad \Delta M \equiv M - M_{eq}. \quad (7)$$

When the differences are differentials we may replace $(\Delta M, \Delta m)$ by (dM, dm) .

With the definition

$$\xi \equiv \frac{\chi_m}{\chi_M} \quad (8)$$

we have

$$\begin{aligned} \delta M &\equiv -\chi_M H^* \\ &= (M - M_0 - \chi_M H) + m \\ &\equiv \Delta M + \Delta m, \end{aligned} \quad (9)$$

$$\begin{aligned} \delta m &\equiv -\chi_m h^* \\ &= m + \frac{\chi_m}{\chi_M} (M - M_0 - \chi_M H) \\ &= \Delta m + \xi \Delta M. \end{aligned} \quad (10)$$

On employing (6) in (3), and studying small fluctuations of m and M , we find that thermodynamic stability requires that $0 \leq \xi \leq 1$, or $\chi_m \leq \chi_M$.

III. ON THE LONGITUDINAL EFFECTIVE FIELDS H^* AND h^*

There is, of course, a longitudinal exchange field $H_{ex} = \lambda_M M$ that acts on m . In the dynamical equation for \vec{M} it is responsible for precessional motion of the transverse spin accumulation.

However, the effective energy density ε has

been constructed, with thermodynamic equilibrium in mind – which basically is a matter of statics – to give net effective fields H^* and h^* that yield $m_{eq} = 0$ and $M_{eq} = M_0 + \chi_M H$. This is done by having a statistical field that is non-zero only out of equilibrium, and gives the correct m and M in equilibrium.

We emphasize that this statistical field, which is zero in equilibrium, is distinct from the dynamical exchange field that is present even in equilibrium. This exchange field $\lambda \vec{M}$, if a transverse \vec{m} develops, can cause \vec{m} to precess around \vec{M} . For a ferromagnet with up and down Fermi surfaces we expect that λ is proportional to the sum over the Fermi surfaces of the product of a Fermi liquid constant and a density of states. The exchange field of Ref. 14 and 15 is based on the thermally averaged exchange interaction, as computed, for example, in Fermi liquid theory, and given in Ref. 10. The present exchange field is obtained from the free energy density $f = F/V$, where for a uniform system $F = -k_B T \ln[\text{Tr}(e^{-E/k_B T})]$ and V is the volume.

IV. LONGITUDINAL DYNAMICS

We now derive the equations of motion for the longitudinal magnetic response of M and m . We employ Onsager's irreversible thermodynamics.^{17,18}

In the thermodynamic relation for the differential of the energy density $d\varepsilon$ we employ the previously defined effective fields H^* and h^* to write

$$d\varepsilon = Tds - \mu_0 H^* dM - \mu_0 h^* dm. \quad (11)$$

Since in equilibrium $H^* = 0$ and $h^* = 0$, ε is minimized on varying M and m .

As already noted, because M characterizes a distribution function for a macroscopic number of excitations, we consider that it cannot diffuse; a structure with 10^{23} variables is not expected to diffuse. That is not true of the excitations, which yield m . With this in mind, we now write down the “conservation laws” for energy density ε , entropy density s , M , and m .

With unknown source terms R and flux terms j as appropriate, we take

$$\partial_t \varepsilon + \partial_i j_i^\varepsilon = 0, \quad (12)$$

$$\partial_t s + \partial_i j_i^s = R_s \geq 0, \quad (13)$$

$$\partial_t M = R_M, \quad (14)$$

$$\partial_t m + \partial_i j_i^m = R_m, \quad (15)$$

where j_i^ε , j_i^s and j_i^m are the energy flux, entropy flux and spin accumulation flux respectively, and R_s , R_M , R_m are the production rates of entropy, magnetization and spin accumulation, respectively. Above we used the principle that the rate of entropy production is non-negative, or $R_s \geq 0$.

Using these equations we find that the time-derivative of (11) can be rewritten as

$$\begin{aligned} 0 \leq T R_s &= T \partial_t s + T \partial_i j_i^s \\ &= \partial_t \varepsilon + \mu_0 H^* \partial_t M + \mu_0 h^* \partial_t m + T \partial_i j_i^s \\ &= -\partial_i (j_i^\varepsilon - T j_i^s + \mu_0 h^* j_i^m) \\ &\quad - j_i^s \partial_i T + \mu_0 j_i^m \partial_i h^* \\ &\quad + \mu_0 R_M H^* + \mu_0 R_m h^*. \end{aligned} \quad (16)$$

Observing the space and time properties of the R 's and j 's, we obtain linear relations between the unknown fluxes and the unknown sources:

$$j_i^s = -\frac{\kappa}{T} \partial_i T, \quad (17)$$

$$j_i^m = C_m \partial_i h^* \equiv -D \partial_i (\delta m), \quad (18)$$

$$R_M = L_{MM} H^* + L_{Mm} h^*, \quad (19)$$

$$R_m = L_{mm} h^* + L_{mM} H^*, \quad (20)$$

where κ is the thermal conductivity, $C_m = -D/\chi_m$, D is the diffusion coefficient, and L_{MM} , L_{Mm} , L_{mm} and L_{mM} are Onsager constants relating R_M and R_m to H^* and h^* . There is an Onsager relation that

$$L_{mM} = L_{MM} \equiv -L, \quad (21)$$

so there are only three independent constants associated with the sources. (The minus sign is expected for cross-decay.) We also neglect the thermomagnetic Onsager constants that relate entropy flux j_i^s to $\partial_i h^*$, and spin accumulation flux j_i^m to $\partial_i T$.

Using Eqs. (4) and (5), Eqs. (19) and (20) can be written as:

$$R_M = -\delta M \frac{L_{MM}}{\chi_M} - \delta m \frac{L_{Mm}}{\chi_m}, \quad (22)$$

$$R_m = -\delta m \frac{L_{mm}}{\chi_m} - \delta M \frac{L_{mM}}{\chi_M}. \quad (23)$$

R_M and R_m may be rewritten in a more transparent way by introducing four (related) relaxation times. Thus we may rewrite R_M and R_m as

$$R_M \approx -\delta M \left(\frac{1}{\tau_{Mm}} + \frac{1}{\tau_{ML}} \right) + \frac{\delta m}{\tau_{mM}}, \quad (24)$$

$$R_m \approx -\delta m \left(\frac{1}{\tau_{mM}} + \frac{1}{\tau_{mL}} \right) + \frac{\delta M}{\tau_{Mm}}. \quad (25)$$

Comparing Eqs. (24) and (25) with Eqs. (22) and (23), we have

$$\frac{1}{\tau_{Mm}} + \frac{1}{\tau_{ML}} = \frac{L_{MM}}{\chi_M}, \quad -\frac{L_{Mm}}{\chi_m} = \frac{1}{\tau_{mM}}, \quad (26)$$

$$\frac{1}{\tau_{mM}} + \frac{1}{\tau_{mL}} = \frac{L_{mm}}{\chi_m}, \quad -\frac{L_{mM}}{\chi_M} = \frac{1}{\tau_{Mm}}. \quad (27)$$

The Onsager constant of (21) takes the form

$$L \equiv \frac{\chi_m}{\tau_{mM}} = \frac{\chi_M}{\tau_{Mm}}. \quad (28)$$

A. Linearized Equations of Motion

By (14) and (24) we have

$$\frac{\partial M}{\partial t} = R_M = -\delta M \left(\frac{1}{\tau_{Mm}} + \frac{1}{\tau_{ML}} \right) + \frac{\delta m}{\tau_{mM}}. \quad (29)$$

By (15), (18), and (25) we have

$$\begin{aligned} \frac{\partial m}{\partial t} - D\nabla^2 \delta m &= R_m \\ &= -\delta m \left(\frac{1}{\tau_{mM}} + \frac{1}{\tau_{mL}} \right) + \frac{\delta M}{\tau_{Mm}}. \end{aligned} \quad (30)$$

We now introduce the difference in inverse susceptibilities $\tilde{\chi}^{-1}$

$$\tilde{\chi}^{-1} \equiv (\chi_m^{-1} - \chi_M^{-1}), \quad (31)$$

where by $\xi = \chi_m/\chi_M \leq 1$ we have $\tilde{\chi} \geq 0$.

These equations have a natural exchange-driven rate r (between M and m) and a natural wavevector k_M given by

$$r \equiv \frac{L}{\tilde{\chi}} = \frac{1}{\tau_{mM}} - \frac{1}{\tau_{Mm}}, \quad k_M^2 \equiv \frac{r}{D}. \quad (32)$$

Since $L \geq 0$ and $\tilde{\chi} > 0$, we have $r \geq 0$. Thus m decays to M more rapidly than M decays to m ($\tau_{mM} \leq \tau_{Mm}$). Such decay is expected to be due to the microscopic exchange interaction, and is

likely to be the fastest of the decay times in the system.

In the next sections we will use (29) and (30) to obtain the time-response of an otherwise uniform system subject to a spatially-oscillating disturbance, and the spatial-response of an otherwise uniform system subject to a time-oscillating disturbance.

B. General Temporal Response

Consider small deviations from equilibrium dM and dm . Then (9) and (10) give $\delta M = dM + dm$ and $\delta m = dm + \xi dM$. On switching to the variables dM and dm , the equations of motion (29) and (30) can be written as

$$\begin{aligned} \left(\frac{\partial}{\partial t} + \frac{1}{\tau_{ML}} \right) dM \\ = \left(-\frac{1}{\tau_{ML}} + r \right) dm, \end{aligned} \quad (33)$$

$$\begin{aligned} \left(\frac{\partial}{\partial t} + \frac{1}{\tau_{mL}} + r - D\nabla^2 \right) dm \\ = -\xi \left(\frac{1}{\tau_{mL}} - D\nabla^2 \right) dM. \end{aligned} \quad (34)$$

To illustrate the implications of these equations, we neglect decay to the lattice ($\tau_{ML}, \tau_{mL} \rightarrow \infty$) and consider that $\xi = \chi_m/\chi_M = 0.3$. We employ initial conditions $m = 0$ for all x , and $M = -\tanh(x)$ proportional to an initial field $H_0 \propto M$. We then suddenly set $H = 0$.

For the three times $1/r$, $5/r$, and $10/r$, Fig. 2(a) gives profiles of $M(x) + m(x)$ as solid lines. D is scaled out. It also gives profiles of M_s , where s stands for ‘‘single diffusion’’. We take M_s to satisfy the diffusion equation $\partial M_s/\partial t = D_s \nabla^2 M_s$ with, for purposes of comparison, $D_s = \xi D$. Clearly the M - m theory gives results similar to, but distinct from, those for the M_s theory; measurement of such a profile can thus distinguish between the two theories.

For the same three times, Fig. 2(b) gives profiles of $m(x)$. The decay is slower in the present model, with both M and m , than in the simple diffusion model for M_s alone. This slower decay occurs because, in this M - m model, M cannot diffuse, but must first decay to m , which

only then can diffuse. Although not shown in the figures, the faster the decay rate r from M to m , the more quickly the system equilibrates.

We also considered the initial condition $M = \text{sech}(x)$, with an initial field $H_0 \propto M$ that is suddenly removed; here M initially is larger in a small region. In addition, we calculated the spin currents in the two models. They all show that the decay is slower in the M - m model than in the single diffusion model.

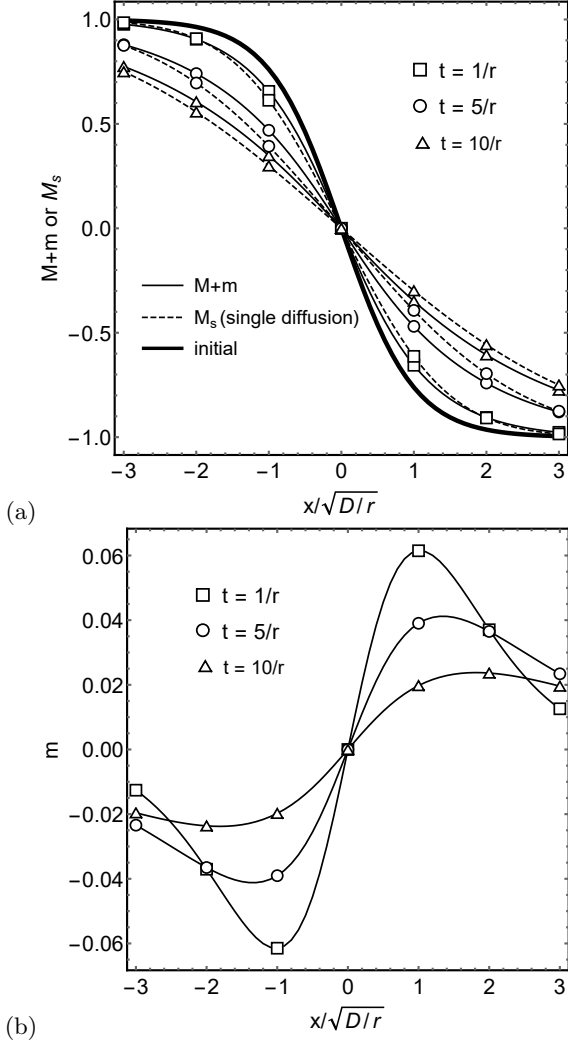


FIG. 2. Time evolution of M and m in the M - m model, and in the single diffusion model, both for $\xi \equiv \chi_m/\chi_M = 0.3$, so $D_s = 0.3D$. The initial conditions are $m = 0$ for all x , and $M = -\tanh(x)$, initial field $H_0 \propto M$ that is suddenly removed. (a) $M(x) + m(x)$ and $M_s(x)$ at the three times $1/r$, $5/r$, and $10/r$. The solid lines are $M(x) + m(x)$, the dashed lines are M_s from the single diffusion model. The thick line is the initial value $M(x) + m(x) = M_s(x) = -\tanh(x)$. (b) $m(x)$ for M - m model at the same three times. Note that D is scaled out.

C. Temporal Response to Wavevector k

Eqs. (33) and (34) can be put in the form of the eigen-equations

$$\partial_t \begin{pmatrix} dM \\ dm \end{pmatrix} = \Gamma \begin{pmatrix} dM \\ dm \end{pmatrix}. \quad (35)$$

We now consider the temporal response to a disturbance at wavevector \vec{k} , where the latter is real. To do so we introduce an inverse decay rate γ (not the gyromagnetic ratio). Assuming the space and time variation of dm and dM are given by $\exp(-\gamma t + i\vec{k} \cdot \vec{r})$, the matrix Γ is given by

$$\Gamma = \begin{pmatrix} -\tau_{ML}^{-1} & -\tau_{ML}^{-1} + r \\ -\xi(\tau_{mL}^{-1} + Dk^2) & -r - (\tau_{mL}^{-1} + Dk^2) \end{pmatrix}. \quad (36)$$

When $\tau_{ML} \rightarrow \infty$ and $\tau_{mL} \rightarrow \infty$ (i.e. the magnetizations do not decay to the lattice), for $k = 0$ we have $\partial_t(M + m) = 0$, a result of conservation of magnetization. If the wavevector \vec{k} is known, then the unknown decay rate $\gamma(k)$ as a function of wavevector k can be obtained by diagonalizing the matrix Γ .

1. Slow Lattice Decay

We first work in the limit that $\tau_{ML}, \tau_{mL} \rightarrow \infty$. This is appropriate to spin-aligned nuclear systems, with small magnetic moments and therefore weak interactions with the lattice. Then the eigenrates are

$$\gamma^\pm = \frac{r}{2} \left[\left(1 + \frac{k^2}{k_M^2} \right) \pm \sqrt{\left(1 + \frac{k^2}{k_M^2} \right)^2 - 4 \frac{k^2 \xi}{k_M^2}} \right]. \quad (37)$$

For each mode, by substituting each decay rate in either of the mode equations we can determine that mode's ratio of dm to dM . The initial conditions on dm and dM then determine the amplitude of each mode.

Let γ^+ and γ^- be the decay rates for the fast and slow decay modes. In the long wavelength $k \rightarrow 0$ limit, we have

$$\gamma^+ \rightarrow r, \quad \gamma^- \rightarrow (D\xi)k^2. \quad (38)$$

The fast decay mode γ^+ has $dm^+ \approx -dM^+$, so $\delta M \approx 0$. The slow decay mode γ^- is a diffusion mode with $dm^- \approx -\xi(k^2/k_M^2)dM^-$, so the effective diffusion constant is $D\xi = D(\chi_m/\chi_M)$.

Fig. 3 presents γ/r for no decay to the lattice, as a function of k^2/k_M^2 , for $\xi = 0.1, 0.3, 0.9$. The upper values are γ^+ and the lower values are γ^- .

2. Significant Lattice Decay

With lattice decay included, the results are a simple quadratic with complicated coefficients.

$$\gamma = \frac{r}{2} \left(\left(\frac{w_m}{r} + \frac{w_M}{r} + \frac{k^2}{k_M^2} + 1 \right) \pm \left[\left(\frac{w_m}{r} - \frac{w_M}{r} + \frac{k^2}{k_M^2} + 1 \right)^2 - 4\xi \left(1 - \frac{w_M}{r} \right) \left(\frac{k^2}{k_M^2} + \frac{w_m}{r} \right) \right]^{1/2} \right). \quad (40)$$

Note that as $w_m, w_M \rightarrow 0$, (40) goes to (37).

We believe it is a realistic simplification is to take the lattice decay rate relatively small compared to the exchange driven cross-decay between M and m . Using this approximation and taking $\tau_{mL}/r = 0.05$, we present results for $\xi = 0.1$ in Fig. 4 and for $\xi = 0.9$ in Fig. 5. The curve for $\xi = 0.3$ (not shown) is very similar to that for $\xi = 0.1$. When lattice decay is included the lower mode for small k is no longer purely diffusive.

For comparison we recall the standard diffusion equation with a decay term of a single degree of freedom (normally taken to be M). With relaxation time τ and diffusion constant D , it is given by

$$\partial_t M = D \partial_x^2 M - \frac{1}{\tau} (M - M_{eq}), \quad (41)$$

where $M_{eq} = M_0 + \chi_M H$ can be applied to a paramagnet on taking $M_0 = 0$. The single decay rate γ for the single variable M is

$$\gamma = \frac{1}{\tau} + Dk^2. \quad (42)$$

This is to be contrasted with the predicted two decay rate behavior for the two variables M and m .

To display it, we employ the rates

$$w_m = \frac{1}{\tau_{mL}}, \quad w_M = \frac{1}{\tau_{ML}}, \quad (39)$$

where $w_m, w_M \rightarrow 0$ as the lattice decay rates go to zero. Then

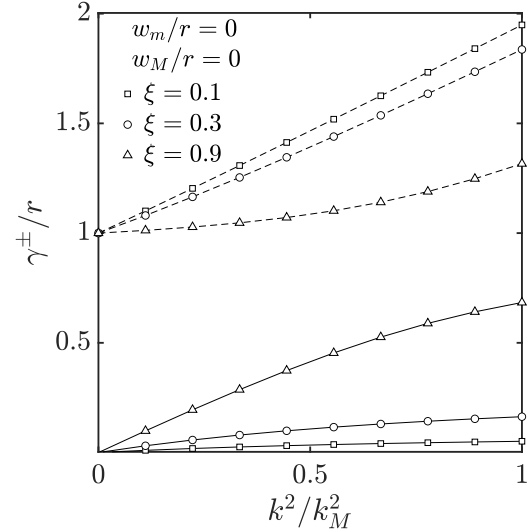


FIG. 3. Eigenrates γ relative to exchange-driven rate r , versus wavevector ratio $(k/k_M)^2$, for three susceptibility ratios ξ . Lattice decay rates w_m and w_M are neglected. For r and ξ see (8); for wavevector k_M see (32).

For the steady-state problem, we may use this equation with $\tau \rightarrow \infty$, to obtain decay along x of the form $e^{\pm k_d x}$ with inverse decay length, or decay wavevector,

$$k_d = (D\tau)^{-1/2}. \quad (43)$$

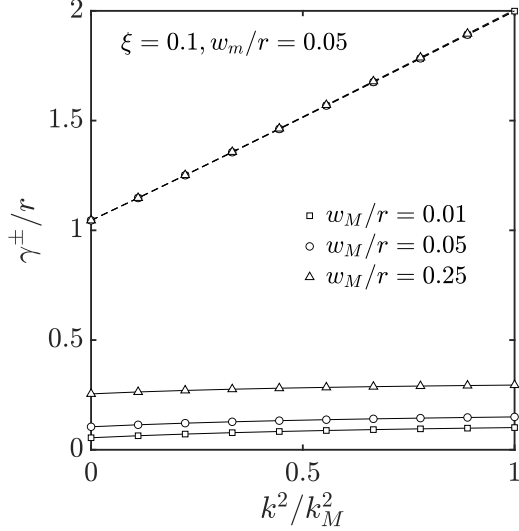


FIG. 4. Eigenrates γ relative to exchange-driven rate r , versus wavevector ratio $(k/k_M)^2$, for three $M \rightarrow L$ lattice decay rates w_M relative to r . We take susceptibility ratio $\xi = 0.01$ and $m \rightarrow L$ lattice decay rate w_m relative to r of $w_m/r = 0.05$. For rate r and ξ see (8); for wavevector k_M see (32). The dashed lines and the solid lines represent γ^+ and γ^- , respectively.

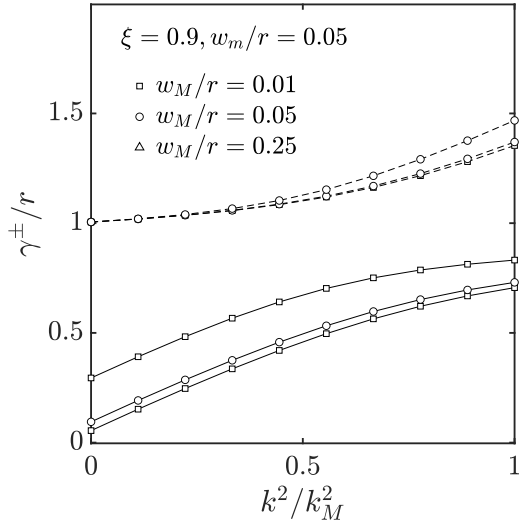


FIG. 5. Eigenrates γ relative to exchange-driven rate r , versus wavevector ratio $(k/k_M)^2$, for three $M \rightarrow L$ lattice decay rates w_M relative to r . We take susceptibility ratio $\xi = 0.09$ and $m \rightarrow L$ lattice decay rate w_m relative to r of $w_m/r = 0.05$. For rate r and ξ see (8); for wavevector k_M see (32). The dashed lines and the solid lines represent γ^+ and γ^- , respectively.

Although derived for a ferromagnet, it also applies to a paramagnet; we will use this result later.

D. Spatial Response to Frequency ω

Now consider that the system is subject to oscillation at a known real frequency ω , so $dM, dm \sim e^{-i\omega t}$. This can be done, e.g., by injecting an ac spin current into the system. The spatial response of dM and dm can be obtained by inverting the dispersion relation with γ replaced by $i\omega$. In general there will be a pair of complex values $k^+ = -k^-$, with a simple dependence on ω but with complicated coefficients.

1. Slow Lattice Decay

For $\tau_{ML}, \tau_{mL} \rightarrow \infty$ we get

$$\frac{k^2}{k_M^2} = i\frac{\omega}{r} \frac{\omega + ir}{\omega + i\xi r}. \quad (44)$$

This is a pair of complex values $\pm k$, one exponentially growing and one exponentially decaying, with associated oscillations.

For $\omega \ll \xi r$ we have

$$\frac{k^2}{k_M^2} \rightarrow \frac{i\omega}{\xi r}, \quad (45)$$

and for $\omega \gg r$ we have

$$\frac{k^2}{k_M^2} \rightarrow \frac{i\omega}{r}, \quad (46)$$

Once the eigenvalues are found, the eigenmodes, which give the relative amounts of dm and dM , can be determined. As usual, the physics is in the eigenmodes.

2. Significant Lattice Decay

For completeness we present k^2 when lattice decay is included, where w_m and w_M are defined in (39). Other than the dimensionless ξ , all symbols are rates:

$$\frac{k^2}{k_M^2} = -\frac{w_m}{r} + \frac{(i\omega - r)(i\omega - w_M)}{r(i\omega + \xi w_M - w_M - \xi r)}. \quad (47)$$

Fig. 6 presents the wavevector k ; the solid line is the real part (oscillation) and the dashed line is the imaginary part (decay).

As $\omega \rightarrow 0$, by working directly with the equations of motion we find that $k^2 = -k_F^2$, so $k = \pm ik_F$, where

$$k_F^2 = \frac{\tau_M}{D} \left[\frac{1}{\tau_{Mm}\tau_{mL}} + \frac{1}{\tau_{mM}\tau_{ML}} + \frac{1}{\tau_{mL}\tau_{ML}} \right]. \quad (48)$$

All of three of these terms involve decay to the lattice. We will now employ (48) to study dc spin flux across a surface.

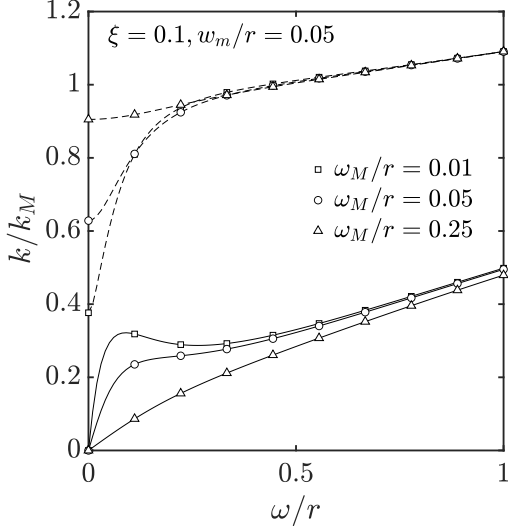


FIG. 6. Wavevector k : real part is solid line and imaginary part is dashed line. We take $m \rightarrow L$ lattice decay rate w_m relative to r of $w_m/r = 0.05$. We take three $M \rightarrow L$ lattice decay rates relative to r , or w_M/r .

V. DC SPIN FLUX ACROSS A SURFACE

Consider a known rightward steady (dc) spin current from a paramagnet on the left ($x < 0$) to a ferromagnet on the right ($x > 0$), each treated as semi-infinite. Within the paramagnet let there be a planar source at $x = -L$, where $L \gg k_d^{-1}$. Let the source produce right and left spin currents with equal amplitudes, which decay on moving further from $x = -L$. We wish to find the reflected spin current in the paramagnet and the transmitted spin current in the ferromagnet.

Paramagnet: We give the paramagnet m_p an incoming rightward decaying mode of unit amplitude and decay wavevector $k = k_d$ given by (43), and a leftward decaying reflected mode of

unknown amplitude A_p :

$$dm_p = e^{-k_d x} + A_p e^{k_d x}. \quad (-L < x < 0). \quad (49)$$

where, by (5) for $M = M_0 = 0$ in the paramagnet,

$$\delta m_p = dm_p = -\chi_p h_p^*. \quad (50)$$

The spin current then is given by

$$j_{pi} = -D \partial_i \delta m_p = D_p k_d (e^{-k_d x} - A_p e^{k_d x}). \quad (51)$$

At $x = 0^-$ the paramagnet has

$$j_{pi}^{0-} = D_p k_d (1 - A_p). \quad (52)$$

Ferromagnet: We give the ferromagnet m_F a decaying rightward mode of unknown amplitude A_F and wavevector k_F given by (48):

$$dm_F = A_F e^{-k_F x}. \quad (x > 0) \quad (53)$$

In the steady-state (32) gives

$$dM = (-1 + r\tau_{ML}) dm_F. \quad (54)$$

Then with $m \rightarrow m_F$, (10) gives

$$\begin{aligned} \delta m_F &= dm_F + \xi dM = dm_F [1 + \xi(-1 + r\tau_{ML})^{-1}] \\ &\equiv (1 + S) dm_F. \end{aligned} \quad (55)$$

The spin current then is given by

$$j_{mi} = -D_m \partial_i \delta m_F = -D_m (1 + S) \partial_i (dm_F), \quad (56)$$

where, by (5), with appended subscripts F , $\delta m_F = -\chi_m h_F^*$.

Then, by (55),

$$\delta m_F = (1 + S) A_F e^{-k_F x}, \quad (57)$$

so at $x = 0^+$ for the ferromagnet (56) gives

$$j_{mi}^{0+} = D_m (1 + S) k_F A_F. \quad (58)$$

Constraints: With the two unknowns (A_p, A_F), there must be two constraints.

A first constraint comes from matching the spin currents at $x = 0^-$ and $x = 0^+$. Thus $j_{mi}^{0-} = j_{mi}^{0+}$, which leads to

$$D_p k_d (1 - A_p) = D_m (1 + S) k_F A_F. \quad (59)$$

A second constraint arises from the spin current crossing the interface being driven, in linear

response, by the difference across the interface in the magnetoelectrochemical “fields” h^* that act on m .⁶ We write the coefficient of linear response for spin diffusion \mathcal{D} . Thus we take

$$j_{mi} = \mathcal{D}\Delta h^* = \mathcal{D}(h^{*0-} - h^{*0+}). \quad (60)$$

\mathcal{D} has units of spin diffusivity divided by length, which is a velocity. See Ref. 19–21. Perhaps the first time a surface transport velocity appeared was in Shockley’s recombination velocity.^{22,23}

On substitution, (60) explicitly leads to

$$D_p k_d (1 - A_p) = -\mathcal{D} \left[\frac{1}{\chi_p} (1 + A_p) - \frac{1}{\chi_m} (1 + S) A_F \right]. \quad (61)$$

In solving (59) and (61) for A_p and A_F it is useful to define

$$C = \left(1 - \frac{\mathcal{D}/\chi_m}{D_m k_F} \right) D_p k_d. \quad (62)$$

Here (D_m, χ_m, k_F) and (D_p, χ_p, k_d) respectively refer to spin diffusion in the ferromagnet and in the paramagnet. In terms of C we have

$$A_p = \frac{C + \mathcal{D}/\chi_p}{C - \mathcal{D}/\chi_p}, \quad (63)$$

$$A_F = -\frac{D_p k_d}{D_m k_F (1 + S)} \frac{2\mathcal{D}/\chi_p}{C - \mathcal{D}/\chi_p}. \quad (64)$$

More complex situations can be treated using the above approach.

VI. SUMMARY

We have developed the idea that a ferromagnet has two macroscopic longitudinal variables: the usual magnetization M — due to a statistical equilibrium distribution that cannot diffuse; and the spin accumulation m — due to a statistical non-equilibrium distribution that can diffuse.

By requiring that the phenomenological energy density be minimized for $M_{eq} = M_0 + \chi_M H$ and $m_{eq} = 0$, we find a new phenomenological exchange term between M and m . It takes the form $-\lambda_M (M - M_0)m$, with $\lambda_M = -\chi_M^{-1}$. The

new statistical exchange term is not the thermally averaged exchange field, but rather what would arise from computing the free energy while requiring that $m = 0$ in equilibrium.

Using the methods of Onsager’s irreversible thermodynamics, we have found the equations of motion for M and m , and have related the spin current to gradients of the deviation from local equilibrium δm .

We then studied the time decay for this system subject to an imposed real wavevector k , finding two rather than one decay mode; and the spatial decay of such a system subject to an imposed real frequency ω , finding a single pair of modes (as for a single one magnetic variable), but with a more complicated frequency dependence than for simple diffusion. The single degree of freedom theory has only one time-decay mode γ , and a pair of space-decay modes with a simpler dependence on frequency.

It would be of great value to have experimental studies of these predictions, which differ from what is predicted for a single ferromagnetic variable M that is both non-zero in equilibrium and is responsible for spin diffusion.

VII. IMPLICATIONS

Micromagnetics normally deals with the response of the magnetization \vec{M} normal to the equilibrium direction \vec{M}_{eq} , which can vary in space. In the presence of \vec{m} one can also develop corresponding coupled micromagnetics equations.^{14,15} The present work shows how to include the longitudinal components. Note that quantum-mechanical calculations include neither decay nor diffusion, nor do site-by-site studies of spin dynamics.

Other ordered systems may have this property that an equilibrium statistical order parameter cannot diffuse, but that a non-equilibrium “accumulation” with the same symmetry can diffuse, with cross-decay between the two. For example, a superconductor has a non-zero pair order parameter Δ ; as with M , perhaps Δ can decay but cannot diffuse; but the non-equilibrium pair

order parameter “accumulation” δ can both decay and diffuse. Of course there are strong non-dissipative restoring forces acting when Δ is out of equilibrium, and these will tend to mask the effect analogous to what we have studied for M and m .

In closing we note the following. One might think that number density n might have similar properties to M in a system where n is non-uniform in equilibrium. However, n is a strictly conserved quantity, unlike M and Δ , which are statistically determined quantities de-

pending for their existence upon a system that has condensed into an ordered state. The hypothesis that is the basis of the present work depends crucially on the statistical nature of M .

ACKNOWLEDGMENTS

We thank the organizers of the 7th Front Range Advanced Magnetism Symposium for the opportunity to present an early version of this work. C. S. is supported by the Fundamental Research Funds for the Central Universities from China.

* wsaslow@tamu.edu

† chensun@hnu.edu.cn

‡ slxu@tamu.edu

¹ M. I. Dyakonov and V. I. Perel, Sov. Phys. JETP Lett. 13, 467 (1971), “Possibility of Orienting Electron Spins with Current.”

² M. I. Dyakonov and V. I. Perel, Phys. Lett. A 35, 459 (1971), “Current-induced Spin Orientation of Electrons in Semiconductors.”

³ P. Monod, H. Hurdequint, and A. Janossy, J. Obert, and J. Chaumont, Phys. Rev. Lett. 29, 1327 (1972), “Giant Electron Spin-Resonance Transmission in Cu Ion Implanted with Mn.”

⁴ R. H. Silsbee, A. Janossy, and P. Monod, Phys. Rev. B 19, 4382 (1979), “Coupling between ferromagnetic and conduction-spin-resonance modes at a ferromagnetic-normal-metal interface.” This work may mark the first appearance of the exchange term involving itinerant and localized spins in a single material. However, it is based on an s - d model rather than a band model, which is more suitable to Fermi liquid theory. Ref. 5 gives an earlier, related model for alloys.

⁵ H. Hasegawa, Prog. Theor. Phys. 21, 483 (1959), “Dynamical Properties of s - d Interaction”. This gives an s - d model with conduction s electrons attributed to the Cu host and localized d electrons attributed to the Mn impurity. Only uniform electron spin resonance was considered, so conduction was not an issue.

⁶ M. Johnson and R. H. Silsbee, Phys. Rev. B 35, 4959-4972 (1987), “Coupling of electronic charge and spin at a ferromagnetic-paramagnetic metal interface”. Their Appendix B analyzes a spin injection experiment assuming only a single longitudinal magnetic variable, with spin-current continuity boundary condition.

⁷ M. Johnson and R. H. Silsbee, Phys. Rev. B 37, 5312-5325 (1988), “Thermodynamic analysis of interfacial transport and of the thermomagnetolectric system.”

⁸ T. Valet and A. Fert, Phys. Rev. B 48, 7099 (1993), “Theory of the perpendicular magnetoresistance in magnetic multilayers.”

⁹ See paragraph three of Ref. 8.

¹⁰ S. Zhang, P. M. Levy, and A. Fert, Phys. Rev. Lett. 88, 236601 (2002), “Mechanisms of Spin-Polarized Current-Driven Magnetization Switching”.

¹¹ See paragraph two of Ref. 10.

¹² J. Zhang, P. M. Levy, S. Zhang, and V. Antropov, Phys. Rev. Lett. 93, 256602 (2004), “Identification of Transverse Spin Currents in Noncollinear Magnetic Structures.”

¹³ L. Landau and E. Lifshitz, Phys. Z. Sowjetunion 8, 153 (1935), “On the theory of the dispersion of magnetic permeability in ferromagnetic bodies.”

¹⁴ W. M. Saslow, Phys. Rev. B 95, 184407 (2017), “Irreversible thermodynamics of uniform ferromagnets with spin accumulation: Bulk and interface dynamics.”

¹⁵ C. Sun and W. M. Saslow, Phys. Rev. B 99, 104435 (2019), “Transverse surface modes in ferromagnets: Coupled \vec{M} and \vec{m} .”

¹⁶ As the size of the system decreases, the possibility of diffusion increases. We nevertheless think that even for nanometer sized systems, where other and unforeseen statistical effects may become important, diffusion of M is unlikely.

¹⁷ L. Onsager, Phys. Rev. 37, 405 (1931), “Reciprocal Relations in Irreversible Processes I.”

¹⁸ L. Onsager, Phys. Rev. 38, 2265 (1931), “Reciprocal Relations in Irreversible Processes II.”

¹⁹ A. Janossy and P. Monod, J. Phys. F 3, 1752 (1973), “Investigation of magnetic coupling at the interface of a ferromagnetic and paramagnetic metal by conduction electron spin resonance”.

²⁰ M. R. Menard and M. B. Walker, Can. J. Phys. 52, 61 (1974), “Boundary conditions describing surface relaxation in conduction electron spin resonance”.

²¹ L. D. Flesner, D. R. Fredkin, and S. Schultz, Sol. St. Comm. 18, 207 (1976), “Transmission electron spin resonance as a probe of the metallic interface”.

²² W. Shockley, Electrons and Holes in Semiconductors (D. Van Nostrand, Princeton, NJ, 1950), see p. 321.

²³ M. Krcmar and W. M. Saslow, Phys. Rev. B 97, 085308 (2018), “Irreversible Thermodynamics and Shockley recombination velocity: Application to photoabsorption near a surface.”