

The Resolution of Ambiguities in Light Perturbation by Gravitational Waves

Thomas B. Mieling^{*1,2} and Stefan Palenta^{†1}

¹University of Vienna, Faculty of Physics, Vienna, Austria

²TURIS Research Platform, Vienna, Austria

December 14, 2021

Abstract

Some previously published expressions for the perturbation of light by gravitational waves exhibit pathological behaviour in the limit of parallel propagation. We show that this is caused by similarly pathological initial or boundary data and can thus be remedied by implementing better-behaved initial conditions.

1 Introduction

The perturbation of light by weak gravitational waves (GW's) has been discussed extensively in the literature [1–6]. However, some previously published results yield ill-behaved expressions in the parallel limit, where the electromagnetic and gravitational waves propagate in the same direction. Specifically, this problem arises due to the occurrence of expressions of the form

$$\Psi := \frac{1}{2} \frac{A^{ij} m_i m_j}{1 - n^k m_k}, \quad (1.1)$$

where m and n are unit three-vectors (in the flat background geometry) along the light ray and the GW, respectively, and A^{ij} is the GW polarisation tensor (which is transverse to n and traceless). Indeed, setting

$$(m_i) = \begin{pmatrix} \cos \theta \\ \sin \theta \cos \phi \\ \sin \theta \sin \phi \end{pmatrix}, \quad (n_i) = \begin{pmatrix} 1 \\ 0 \\ 0 \end{pmatrix}, \quad (A^{ij}) = \begin{pmatrix} 0 & 0 & 0 \\ 0 & A_+ & A_\times \\ 0 & A_\times & -A_+ \end{pmatrix}, \quad (1.2)$$

one obtains

$$\lim_{\theta \rightarrow 0} \Psi = \lim_{\theta \rightarrow 0} \cos^2(\theta/2) [A_+ \cos(2\phi) + A_\times \sin(2\phi)] = A_+ \cos(2\phi) + A_\times \sin(2\phi). \quad (1.3)$$

^{*}ORCID: 0000-0002-6905-0183, email: thomas.mieling@univie.ac.at

[†]ORCID: 0000-0002-6541-9537

But in the limit $\theta \rightarrow 0$, the angle ϕ becomes meaningless so that this limit depends on the direction from which m tends towards n . Hence, Ψ *cannot* be extended continuously to $m = n$.

Such ill-behaved expressions were obtained in various perturbative calculations concerned with null geodesics [7, Eq. (3.15); 8, Sect. III], the electromagnetic field tensor [9, Eq. (2.20); 10, Eq. (3.5); 11, Sect. 3], and the electromagnetic gauge potential [11, Eq. (2.19); 12, Eq. (3.11); 13, Eq. (26)]. (In Ref. [11] the singularity was found to be removable by a similarly singular gauge transformation.) Here, we show that such pathological behaviour can be traced back to ill-behaved initial data of the geodesic equation, or boundary data for the eikonal equation, and can be remedied by implementing well-behaved data instead.

Specifically, we consider the perturbation of null geodesics in Section 2 and perturbations of the eikonal function in Section 3. In both cases, we show explicitly how these ill-behaved expressions arise and give corrected solutions (constructed from well-behaved data) which are free of this pathological behaviour.

2 Null Geodesics

Within the framework of linearised gravity where the metric $g_{\mu\nu}$ is close to the Minkowski metric ($\eta_{\mu\nu} = \text{diag}(-1, 1, 1, 1)$), plane gravitational waves can be described in the standard transverse-traceless (TT) gauge as

$$g_{\mu\nu} = \eta_{\mu\nu} + \varepsilon h_{\mu\nu}(\kappa_\sigma x^\sigma) + O(\varepsilon^2), \quad (2.1)$$

where $\varepsilon \ll 1$ is the GW amplitude, κ_μ its wave vector, and $h_{\mu\nu}$ satisfies $h_{\mu 0} = 0$, $h_{\mu\nu}\eta^{\nu\rho}\kappa_\rho = 0$ as well as $h_{\mu\nu}\eta^{\mu\nu} = 0$. Denoting by ω_g the GW frequency and setting

$$\kappa_\mu = \omega_g(-1, +n_i), \quad \bar{\kappa}_\mu = \omega_g(-1, -n_i), \quad (2.2)$$

whose indices are raised and lowered with $\eta_{\mu\nu}$ (n_i is the direction of GW propagation), we define the null coordinates U , V , and transverse spatial coordinates $(y^a) = (y^1, y^2)$:

$$\omega_g U = -\kappa_\mu x^\mu, \quad \omega_g V = -\bar{\kappa}_\mu x^\mu, \quad (y^a) = b_i^{(a)} x^i, \quad (2.3)$$

where $(n, b^{(1)}, b^{(2)})$ is any (fixed) orthonormal basis of Euclidean space (the time components of n and $b^{(a)}$ are set to zero). The metric then takes the form

$$g = -dU dV + (\delta_{ab} + \varepsilon h_{ab}(-\omega_g U)) dy^a dy^b + O(\varepsilon^2), \quad (2.4)$$

which can be regarded as an approximate version of a Rosen metric

$$g = -dU dV + g_{ab}(U) dy^a dy^b, \quad (2.5)$$

which also allows for solutions to the full nonlinear Einstein vacuum equations [14, § 109; 15, Sect. 24.5; 16]. Since the computation of light rays in the metric (2.5) is no more difficult than in (2.4), we consider the exact case first and specialise to the perturbative setting afterwards.

2.1 Non-Perturbative Solution

Using the obvious Killing vector fields of (2.5), one obtains the constant momenta

$$p_V = -\frac{1}{2}\dot{U}, \quad p_a = g_{ab}(U)\dot{y}^a. \quad (2.6)$$

Integrating the equations $p_V = \text{const.}$ and $p_a = \text{const.}$ determines U and y^a as a function of the affine parameter s . Finally, $V(s)$ is obtained from the equation $4p_U p_V = g^{ab} p_a p_b$, leading to the result

$$U(s) = U(0) - 2p_V s, \quad (2.7)$$

$$V(s) = V(0) + \frac{1}{2p_V} \int_0^s g^{ab}(U(s')) ds' p_a p_b, \quad (2.8)$$

$$y^a(s) = y^a(0) + \int_0^s g^{ab}(U(s')) ds' p_b, \quad (2.9)$$

cf. Ref. [17]. (We assume $p_V \neq 0$ and consider the limiting case afterwards.) Defining

$$G^{\mu\nu}(s) = \int_0^s g^{\mu\nu}(U(s')) ds', \quad (2.10)$$

the solution can be written concisely as

$$x^\mu(s) = x^\mu(0) + \left(G^{\mu\nu}(s) \kappa^\sigma - \frac{1}{2} \kappa^\mu G^{\nu\sigma}(s) \right) \frac{p_\nu(0) p_\sigma(0)}{\kappa^\lambda p_\lambda(0)}, \quad (2.11)$$

where $p_\mu(0)$ is the initial momentum. This equation is readily verified by noting that eq. (2.7) is obtained by contracting with κ_μ , eq. (2.8) by contraction with $\bar{\kappa}_\mu$ and eq. (2.9) by contraction with $b^{(a)}_\mu$. Note that this equation is covariant under linear coordinate transformations.

2.2 Perturbative Solution

Consider now the perturbative setting in TT coordinates:

$$g^{\mu\nu} = \eta^{\mu\nu} - \varepsilon h^{\mu\nu}(U) + O(\varepsilon^2). \quad (2.12)$$

Since the coordinate transformation given in (2.3) is linear, eq. (2.11) also applies to the TT coordinates. Inserting (2.12) into (2.11) and expanding the initial momentum as $p_\mu(0) = p_\mu^{(0)} + \varepsilon p_\mu^{(1)} + O(\varepsilon^2)$, one obtains the perturbed light rays

$$x^\mu(s) = x^\mu(0) + s \eta^{\mu\nu} p_\nu^{(0)} + \varepsilon x^{(1)\mu}(s) + O(\varepsilon^2), \quad (2.13)$$

where

$$x^{(1)\mu}(s) = s \eta^{\mu\nu} p_\nu^{(1)} - \left(\frac{1}{2} s \kappa^\mu h^{\nu\sigma}(u_0) + H^{\mu\nu}(s) \kappa^\sigma - \frac{1}{2} \kappa^\mu H^{\nu\sigma}(s) \right) \frac{p_\nu^{(0)} p_\sigma^{(0)}}{\kappa^\lambda p_\lambda^{(0)}}, \quad (2.14)$$

$$H^{\mu\nu}(s) = \int_0^s h^{\mu\nu}(U^{(0)}(s')) ds', \quad (2.15)$$

where $u_0 = -\kappa_\rho x^\rho(0)/\omega$. Here, we have used $(\eta^{\mu\nu} - \varepsilon h^{\mu\nu}(u_0)) p_\mu(0) p_\nu(0) = O(\varepsilon^2)$.

While the last two terms in eq. (2.14) are uniformly bounded in s in typical applications (for

monochromatic waves, $H^{\mu\nu}$ is oscillatory with zero average), the first two terms grow linearly with the affine parameter s , a behaviour which was interpreted as an indication of the breakdown of the perturbative expansion in Ref. [7]. These terms can be eliminated by an appropriate choice of initial momentum:

$$p_\mu^* = p_\mu^{(0)} + \frac{1}{2}\varepsilon\kappa_\mu h^{\nu\sigma}(u_0) \frac{p_\nu^{(0)} p_\sigma^{(0)}}{\kappa^\lambda p_\lambda^{(0)}} + O(\varepsilon^2), \quad (2.16)$$

which leads to the following *tentative* first-order correction of the trajectory:

$$x_*^{(1)\mu} = \left(\frac{1}{2}\kappa^\mu H^{\nu\sigma}(s) - H^{\mu\nu}(s)\kappa^\sigma \right) \frac{p_\nu^{(0)} p_\sigma^{(0)}}{\kappa^\lambda p_\lambda^{(0)}}, \quad (2.17)$$

which was also obtained in Ref. [7] using renormalisation techniques. However, this expression has a pathological parallel limit (recall that we have excluded the case $p_V = 0$). To see this, consider a polarised monochromatic GW with wave vector $\kappa_\mu = \omega_g(-1, n_i)$ and waveform $h^{ab} = A^{ab} \cos(\omega_g U)$. Choosing the initial momentum $p_\mu^{(0)} = (-1, m_i)$, and using the parametrisation (1.2), one finds

$$H^{ab}(s) = A^{ab} \frac{\sin(\omega_g s(1 - \cos \theta))}{\omega_g(1 - \cos \theta)}, \quad (2.18)$$

which tends to sA^{ab} as $\theta \rightarrow 0$. In this limit one obtains

$$\lim_{\theta \rightarrow 0} x_*^{(1)\mu} = -s \kappa^\mu \omega_g^{-1} [A_+ \cos(2\phi) + A_\times \sin(2\phi)], \quad (2.19)$$

which depends on the geometrically undefined angle ϕ . This is the pathological behaviour described in the introduction.

In fact, this can be traced back entirely to the similarly pathological behaviour of the initial momentum p^* : inserting the above parametrisation into eq. (2.16) one finds

$$\lim_{\theta \rightarrow 0} p_\mu^* = \kappa_\mu \omega_g^{-1} (1 - \varepsilon[h_+(u_0) \cos(2\phi) + h_\times(u_0) \sin(2\phi)]) + O(\varepsilon^2), \quad (2.20)$$

which also depends on the geometrically undefined angle ϕ . It is thus clear that the problematic behaviour of eq. (2.17) can be cured only by choosing a different initial momentum.

The fact that the parallel limit yields the correct momentum only up to an ill-behaved multiplicative factor suggests that the problem can be remedied by changing the parametrisation of the curve. This is indeed the case: adding a multiple of $p_\nu^{(0)}$ to p_ν^* such that the overall momentum satisfies $p_0(0) = -1$, say, one is led to the *improved* initial momentum

$$p_\mu^\dagger = p_\mu^{(0)} + \frac{1}{2}\varepsilon(\kappa_\mu - \omega_g p_\mu^{(0)}) h^{\nu\sigma}(0) \frac{p_\nu^{(0)} p_\sigma^{(0)}}{\kappa^\lambda p_\lambda^{(0)}} + O(\varepsilon^2), \quad (2.21)$$

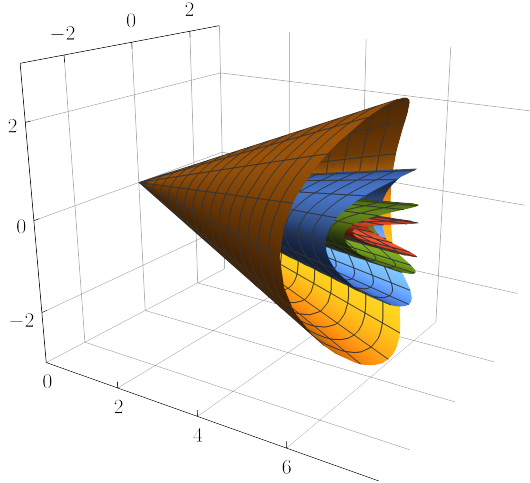
which is well-behaved in the collinear limit: $\lim_{\theta \rightarrow 0} p_\mu^\dagger = p_\mu^{(0)}$. With this choice, the first-order

correction of the light ray now takes the form

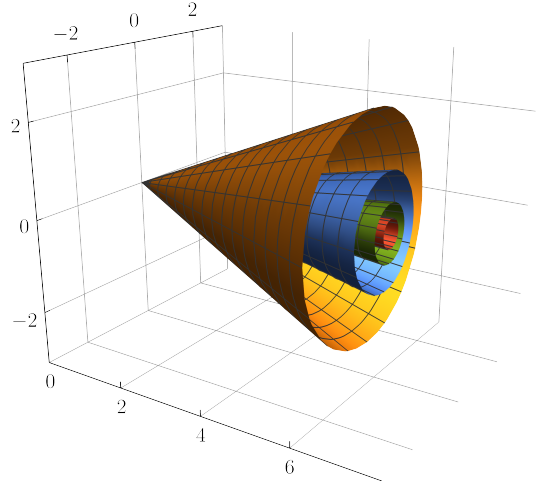
$$x^{(1)\mu} = \left(\frac{1}{2} \kappa^\mu H^{\nu\sigma}(s) - H^{\mu\nu}(s) \kappa^\sigma - \frac{1}{2} \omega_g s p^{(0)\mu} h^{\nu\sigma}(0) \right) \frac{p_\nu^{(0)} p_\sigma^{(0)}}{\kappa^\lambda p_\lambda^{(0)}}. \quad (2.22)$$

One readily verifies that this expression vanishes for $\theta \rightarrow 0$: as one would expect, light rays are not perturbed by co-propagating gravitational waves. Because the linearly growing term here is proportional to the unperturbed tangent vector, it *does not* describe a physical separation from the unperturbed ray: the physical first-order perturbation of the curve always remains bounded whenever $H^{\mu\nu}$ does.

While the construction of p_μ^\dagger given here might appear ad-hoc, it resolves the issues explained in the introduction. It is also characterised geometrically by the following three conditions: (i) p^\dagger is lightlike; (ii) $p_0^\dagger = -1$ so that the initial energy is normalised; (iii) there is a constant λ such that for all three Killing vectors $K = \partial_v, \partial_y, \partial_z$ one has $p_\mu^\dagger K^\mu = \lambda p_\mu^{(0)} K^\mu$.



(a) Pathological light cones computed from the curves (2.17).



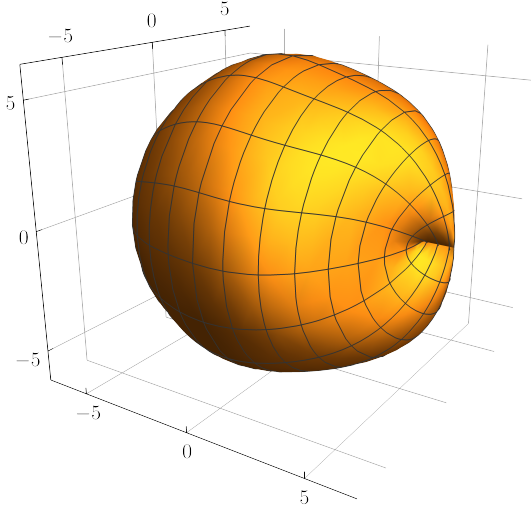
(b) Regular light cones computed from the curves (2.22).

Figure 1: Spatial light cones of decreasing opening angle. The left panel (a) demonstrates the direction-dependence of the limit $\theta \rightarrow 0$ of eq. (2.17): coming from above, one covers a larger coordinate distance than coming from the side. Contrarily, the cones constructed from eq. (2.22) are free of this ambiguity (b). For visualisation, we have set $\omega_g = 1$, $\varepsilon = 0.1$ and have drawn the light rays up to an affine parameter of $s = 2\pi$.

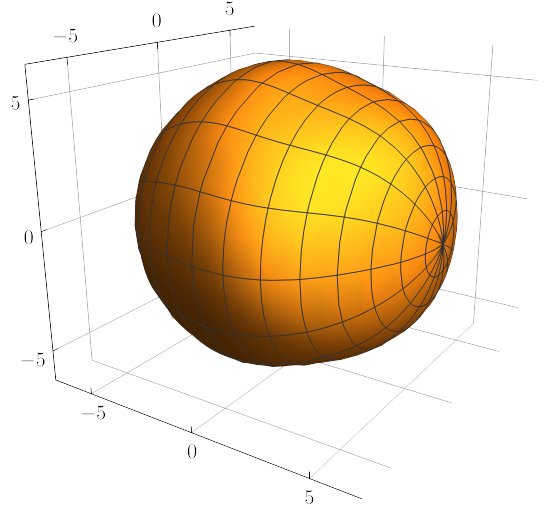
Figure 1 shows *spatial* light cones of decreasing opening angle obtained by varying ϕ over the range $(0, 2\pi)$ and varying the affine parameter s up to one GW wavelength. Figure 1a shows the cones obtained from eq. (2.17) which does not extend continuously to the parallel case: when the opening angle is shrunk to zero, the covered coordinate distance depends on the direction from which the limit is taken. Conversely, eq. (2.22) is free of this issue, as shown in Figure 1b.

This discontinuity can be visualised also by constructing “spheres” by varying the emission angles θ, ϕ while keeping the affine parameter, s , fixed. The resulting (spatial) wave fronts are shown in Figure 2. The discontinuity of eq. (2.17) results in a “notch”, see Figure 2a, while eq. (2.22) gives rise to the regular surface shown in Figure 2b.

As the two curves corresponding to the initial momenta p^* and p^\dagger are equivalent in the sense



(a) Pathological light sphere computed from the curves (2.17).



(b) Regular light sphere computed from the curves (2.22).

Figure 2: “Light Spheres” obtained by following light rays from a point along all possible directions for an affine parameter of $s = 2\pi$ (with $\omega_g = 1$ and $\varepsilon = 0.1$ for visualisation). The discontinuity of eq. (2.17) produces a “fold” in the direction of GW propagation (a), while the sphere constructed from eq. (2.22) is continuous there (b).

that one can be obtained from the other by re-parametrisation, their predictions for the light trajectories coincide. However, care must be taken when the affine parameter is interpreted as an optical phase (as is the case in geometrical optics). Indeed, similar pathologies arise in the eikonal equation, as discussed in the next section.

3 Eikonal Equation

One of the fundamental quantities of geometrical optics is the eikonal function ψ , satisfying the eikonal equation

$$g^{\mu\nu}(\nabla_\mu \psi)(\nabla_\nu \psi) = 0. \quad (3.1)$$

In this description, light rays are modelled by integral curves of $\nabla^\mu \psi$, which are null geodesics along which the eikonal is constant. To describe the perturbation of plane light waves, consider perturbative solutions of the form

$$\psi = k_\mu^{(0)} x^\mu + \varepsilon \psi^{(1)} + O(\varepsilon^2), \quad (3.2)$$

where $k_\mu^{(0)}$ is a constant null vector in the flat background geometry. Inserting this into eq. (3.1) with the metric given in eq. (2.12) and neglecting terms of order ε^2 , one obtains

$$k^{(0)\mu} \partial_\mu \psi^{(1)} = \frac{1}{2} h^{\mu\nu} (\kappa_\sigma x^\sigma) k_\mu^{(0)} k_\nu^{(0)}, \quad (3.3)$$

where $k^{(0)\mu} = \eta^{\mu\nu} k_\nu^{(0)}$. For a unique solution one must prescribe boundary values on a suitable hypersurface Σ , for which we introduce some notation. Given any point x^μ , denote by x_{ret}^μ the

point obtained by following the unperturbed light rays back in time (along $-k^{(0)\mu}$) until one reaches Σ . This can be written as

$$x_{\text{ret.}}^\mu = x^\mu - s(x)k^{(0)\mu}, \quad (3.4)$$

where the “parametric distance” s satisfies

$$k^{(0)\mu}\partial_\mu s = 1, \quad s|_\Sigma = 0. \quad (3.5)$$

The solution to eq. (3.3) with prescribed boundary data $\psi^{(1)}|_\Sigma = \delta\psi$ can then be written as

$$\psi^{(1)} = \frac{k^{(0)\mu}k^{(0)}_\mu}{2\kappa^\lambda k^{(0)}_\lambda} \int_{\kappa_\sigma x_{\text{ret.}}^\sigma}^{\kappa_\sigma x^\sigma} h^{\mu\nu}(u) du + \delta\psi(x_{\text{ret.}}). \quad (3.6)$$

This is the general expression for the eikonal perturbation for arbitrary boundary values and GW waveforms. To get some insight into this equation, consider a monochromatic polarised GW with $h^{\mu\nu} = A^{\mu\nu} \cos(U)$. In this case, one obtains

$$\psi^{(1)} = \frac{A^{\mu\nu}k^{(0)}_\mu k^{(0)}_\nu}{2\kappa^\lambda k^{(0)}_\lambda} [\sin(\kappa_\sigma x^\sigma) - \sin(\kappa_\sigma x^\sigma + s(x)\kappa_\sigma k^{(0)\sigma})] + \delta\psi(x - sk^{(0)}). \quad (3.7)$$

Further, setting $k_\mu^{(0)} = \omega(-1, m_i)$ for some constant vector m_i (normalised in the flat background geometry), and choosing $\Sigma = \{m_i x^i = 0\}$ (on which the phase is spatially constant in the unperturbed case), one has $s = m_i x^i / \omega$, and the eikonal perturbation takes the form

$$\psi^{(1)} = -\frac{\omega A^{ij} m_i m_j}{2\omega_g(1 - n^k m_k)} [\sin(\kappa_\sigma x^\sigma) - \sin(\kappa_\sigma x^\sigma - \omega_g m_l x^l (1 - n^k m_k))] + \delta\psi(x - sk^{(0)}). \quad (3.8)$$

The solutions given in Refs. [8, Eq. (40); 13, Eq. (26)] and [9, Eq. (2.19)] (using a further unidimensional approximation) correspond to the following choice of boundary values:

$$\delta\psi_* = -\frac{\omega A^{ij} m_i m_j}{2\omega_g(1 - n^k m_k)} \sin(\kappa_\sigma x^\sigma) \Big|_\Sigma, \quad (3.9)$$

so that the last two terms in eq. (3.8) cancel. This leads to the expression

$$\psi_*^{(1)} = -\frac{\omega A^{ij} m_i m_j}{2\omega_g(1 - n^k m_k)} \sin(\kappa_\sigma x^\sigma), \quad (3.10)$$

which has precisely the pathological behaviour described in the introduction. As for single light rays, this is caused by the pathological behaviour of the boundary data (3.9): it has the same form as (3.10) and thus suffers from the same problems.

This issue is resolved by choosing well-behaved boundary data instead. As explained in detail in Refs. [18; 19], normal emission of light from Σ with constant frequency ω corresponds

to $\delta\psi \equiv 0$, which yields instead

$$\psi^{(1)} = -\frac{\omega A^{ij} m_i m_j}{2\omega_g(1 - n^k m_k)} [\sin(\kappa_\sigma x^\sigma) - \sin(\kappa_\sigma x^\sigma - \omega_g m_l x^l (1 - n^k m_k))]. \quad (3.11)$$

Inserting the parametrisation (1.2), it is readily verified that the parallel limit of this expression is well-behaved: $\lim_{\theta \rightarrow 0} \psi^{(1)} = 0$, which is in agreement with the expectation light rays are not perturbed by co-propagating gravitational waves.

3.1 Inadequacy of Separation of Variables

Given the simple solution of the geodesic equation in Section 2.1, one might hope for a similarly simple solution of the eikonal equation

$$-4(\partial_u \psi)(\partial_v \psi) + g^{ab}(u)(\partial_a \psi)(\partial_b \psi) = 0, \quad (3.12)$$

without approximations. Indeed, the standard method of separation of variables (as commonly used in the Hamilton-Jacobi formulation of mechanics) directly leads to the complete integral

$$\psi = p_V V + p_a y^a + \frac{p_a p_b}{4p_V} \int g^{ab}(u) du, \quad (3.13)$$

with constants p_V and p_a , as also found in Ref. [17, Eq. (7)]. Expanding the metric tensor g^{ab} to first order in ε , one obtains

$$S = S^{(0)} + \varepsilon S^{(1)} + O(\varepsilon^2), \quad (3.14)$$

where

$$S^{(0)} = p_V V + p_a y^a + \frac{1}{4} u \delta^{ab}(u) p_a p_b / p_V, \quad (3.15)$$

$$S^{(1)} = -\frac{p_a p_b}{4p_V} \int h^{ab}(u) du. \quad (3.16)$$

Evidently, $S^{(0)}$ satisfies the Eikonal equation in flat space and has a well-behaved parallel limit. However, the parallel limit of $S^{(1)}$ is ill-behaved, as it is of the same form as discussed in the previous section. Thus, the method of separation of variables is inadequate to compute the eikonal for arbitrary GW incidence angles.

4 Conclusion

We have noticed that some previously published expressions for the perturbations of light rays and phase functions, due to gravitational waves, exhibit pathological behaviour in the limit where light is emitted in parallel to the gravitational wave. Contrary to the interpretation that this issue signals a break-down of perturbative expansions [7] or even a limit in the range of validity of geometrical optics [13], our analysis shows that this is due the use of ad-hoc particular solutions of the equations without checking their physical plausibility.

While we have restricted the discussion to single light rays and the eikonal equation for simplicity of exposition, the argument carries over to more accurate models based on wave

equations (specifically those implied by Maxwell’s equations). As shown in Ref. [19], a careful choice of boundary data for Maxwell’s equations is necessary to obtain similarly well-behaved solutions to the full electromagnetic field emitted from a radiating surface.

Acknowledgements

We thank Piotr Chruściel for helpful discussions. Research supported in part by the Austrian Science Fund (FWF), Project P34274 and Grant TAI 483-N, as well as the Vienna University Research Platform TURIS. TBM is a recipient of a DOC Fellowship of the Austrian Academy of Sciences at the Faculty of Physics of the University of Vienna and acknowledges partial support from the Vienna Doctoral School in Physics (VDSP).

References

- [1] J. Plebański. “Electromagnetic Waves in Gravitational Fields”. In: *Physical Review* 118.5 (June 1960), pp. 1396–1408. DOI: 10.1103/PhysRev.118.1396.
- [2] F. B. Estabrook and H. D. Wahlquist. “Response of Doppler spacecraft tracking to gravitational radiation.” In: *General Relativity and Gravitation* 6.5 (Oct. 1975), pp. 439–447. DOI: 10.1007/BF00762449.
- [3] D. Christie. “Electromagnetic waves in the Kerr Schild metric”. In: *General Relativity and Gravitation* 40.1 (Jan. 2008), pp. 57–79. DOI: 10.1007/s10714-007-0515-2.
- [4] M. Rakhmanov. “On the round-trip time for a photon propagating in the field of a plane gravitational wave”. In: *Classical and Quantum Gravity* 26.15, 155010 (Aug. 2009), p. 155010. DOI: 10.1088/0264-9381/26/15/155010. arXiv: 1407.5376 [gr-qc].
- [5] M. J. Koop and L. S. Finn. “Physical response of light-time gravitational wave detectors”. In: *Phys. Rev. D* 90.6, 062002 (Sept. 2014), p. 062002. DOI: 10.1103/PhysRevD.90.062002. arXiv: 1310.2871 [gr-qc].
- [6] A. Blaut. “Gauge independent response of a laser interferometer to gravitational waves”. In: *Classical and Quantum Gravity* 36.5, 055004 (Mar. 2019), p. 055004. DOI: 10.1088/1361-6382/ab01ad. arXiv: 1901.09956 [gr-qc].
- [7] L. S. Finn. “Response of interferometric gravitational wave detectors”. In: *Phys. Rev. D* 79.2, 022002 (Jan. 2009), p. 022002. DOI: 10.1103/PhysRevD.79.022002. arXiv: 0810.4529 [gr-qc].
- [8] R. Angélil and P. Saha. “Geometrical versus wave optics under gravitational waves”. In: *Phys. Rev. D* 91.12, 124007 (June 2015), p. 124007. DOI: 10.1103/PhysRevD.91.124007. arXiv: 1505.03157 [gr-qc].
- [9] J. A. Lobo. “Effect of a weak plane GW on a light beam”. In: *Classical and Quantum Gravity* 9.5 (May 1992), pp. 1385–1394. DOI: 10.1088/0264-9381/9/5/019.
- [10] E. Montanari. “On the propagation of electromagnetic radiation in the field of a plane gravitational wave”. In: *Classical and Quantum Gravity* 15.8 (Aug. 1998), pp. 2493–2507. DOI: 10.1088/0264-9381/15/8/024. arXiv: gr-qc/9806054 [gr-qc].
- [11] M. Calura and E. Montanari. “Exact solution to the homogeneous Maxwell equations in the field of a gravitational wave in linearized theory”. In: *Classical and Quantum Gravity* 16.2 (Feb. 1999), pp. 643–652. DOI: 10.1088/0264-9381/16/2/025. arXiv: gr-qc/9810082 [gr-qc].

- [12] J. M. Codina, J. Graells, and C. Martín. “Electromagnetic phenomena induced by weak gravitational fields. Foundations for a possible gravitational wave detector”. In: *Phys. Rev. D* 21.10 (May 1980), pp. 2731–2735. DOI: 10.1103/PhysRevD.21.2731.
- [13] C. Park and D.-H. Kim. “Observation of gravitational waves by light polarization”. In: *European Physical Journal C* 81.1, 95 (Jan. 2021), p. 95. DOI: 10.1140/epjc/s10052-021-08893-4. arXiv: 2012.04243 [gr-qc].
- [14] L. D. Landau and E. M. Lifshitz. *The Classical Theory of Fields*. Fourth Revised English Edition. Reprinted with corrections. Vol. 2. Course of theoretical physics. Pergamon Press, 1975. ISBN: 0-08-018176-7.
- [15] H. Stephani et al. *Exact solutions of Einstein’s field equations*. Cambridge University Press, 2003. ISBN: 978-0-511-53518-5. DOI: 10.1017/cbo9780511535185.
- [16] B. Cropp and M. Visser. “General polarization modes for the Rosen gravitational wave”. In: *Classical and Quantum Gravity* 27.16, 165022 (Aug. 2010), p. 165022. DOI: 10.1088/0264-9381/27/16/165022. arXiv: 1004.2734 [gr-qc].
- [17] N. J. Popławski. “A Michelson interferometer in the field of a plane gravitational wave”. In: *Journal of Mathematical Physics* 47.7 (July 2006), p. 072501. DOI: 10.1063/1.2212670. arXiv: gr-qc/0503066 [gr-qc].
- [18] T. B. Mieling. “The response of laser interferometric gravitational wave detectors beyond the eikonal equation”. In: *Classical and Quantum Gravity* 38.17, 175007 (Sept. 2021), p. 175007. DOI: 10.1088/1361-6382/ac15db. arXiv: 2103.03802 [gr-qc].
- [19] T. B. Mieling, P. T. Chruściel, and S. Palenta. “The electromagnetic field in gravitational wave interferometers”. In: *Classical and Quantum Gravity* 38.21, 215004 (Nov. 2021), p. 215004. DOI: 10.1088/1361-6382/ac2270. arXiv: 2107.07727 [gr-qc].