

# Improving Vision Transformers for Incremental Learning

Pei Yu Yinpeng Chen Ying Jin Zicheng Liu  
Microsoft

{peyu, yiche, yinjin, zliu}@microsoft.com

## Abstract

This paper studies using Vision Transformers (ViT) in class incremental learning. Surprisingly, naive application of ViT to replace convolutional neural networks (CNNs) results in performance degradation. Our analysis reveals three issues of naively using ViT: (a) ViT has very slow convergence when class number is small, (b) more bias towards new classes is observed in ViT than CNN-based models, and (c) the proper learning rate of ViT is too low to learn a good classifier. Based on this analysis, we show these issues can be simply addressed by using existing techniques: using convolutional stem, balanced finetuning to correct bias, and higher learning rate for the classifier. Our simple solution, named ViTIL (ViT for Incremental Learning), achieves the new state-of-the-art for all three class incremental learning setups by a clear margin, providing a strong baseline for the research community. For instance, on ImageNet-1000, our ViTIL achieves 69.20% top-1 accuracy for the protocol of 500 initial classes with 5 incremental steps (100 new classes for each), outperforming LUCIR+DDE by 1.69%. For more challenging protocol of 10 incremental steps (100 new classes), our method outperforms PODNet by 7.27% (65.13% vs. 57.86%).

## 1. Introduction

Recent progress in Vision Transformer [14] demonstrates superior performance over convolutional neural networks (CNNs) on various computer vision tasks such as image recognition [28, 35] and object detection [7]. The success of ViT motivates us to investigate if it is also suitable for class incremental learning (CIL), which is another great interest to the community since its setting is close to real-world situation, where the model needs to handle sequentially incoming data of new classes and avoid performance degradation on previous classes. The key question to answer is whether ViT provides a better feature extractor than CNNs for class incremental learning?

However, applying Vision Transformer in class incremental learning is not trivial. Naively replacing CNN fea-

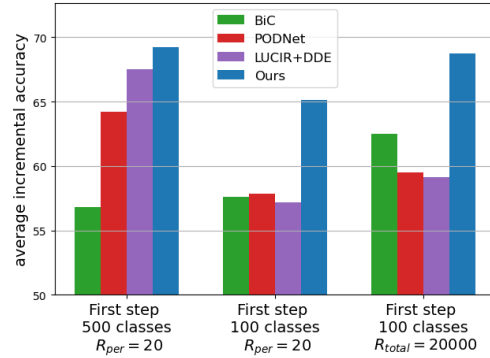


Figure 1. **Comparison between our method (ViTIL) and state-of-the-art methods on three CIL setups.** Results are average incremental accuracy (%) on ImageNet-1000. Baseline BiC [37] works well when the first incremental learning step contains 100 classes, while LUCIR+DDE [20] works well when first step contains 500 classes. Each following incremental step adds 100 new classes.  $R_{per} = 20$  represents each class keeps 20 exemplars.  $R_{total} = 20000$  represents each incremental learning step keeps 20000 exemplars in total. (Best viewed in color)

ture extractor with ViT results in significant performance degradation across different CIL settings, as shown in Fig. 2. After careful analysis, we found three factors contribute to the degradation: (a) ViT models have slow convergence, especially at the beginning of the incremental learning where the number of classes is small, (b) more bias towards new classes is observed in ViT models than CNN models, mainly because the margin ranking loss (an effective bias removal technique for CNN) conflicts with data augmentation such as MixUp or CutMix which are important for ViT, and (c) using the same learning rate for both ViT feature extractor and classifier causes underfitting in classifier, which is reflected in the magnitude of learnable temperature in softmax.

Based upon our analysis, we further address these issues by simply using existing techniques in either network architecture or incremental learning. Firstly, we address the slow convergence by using convolutional stem [38] to replace the patchify stem in ViT model, which achieves better

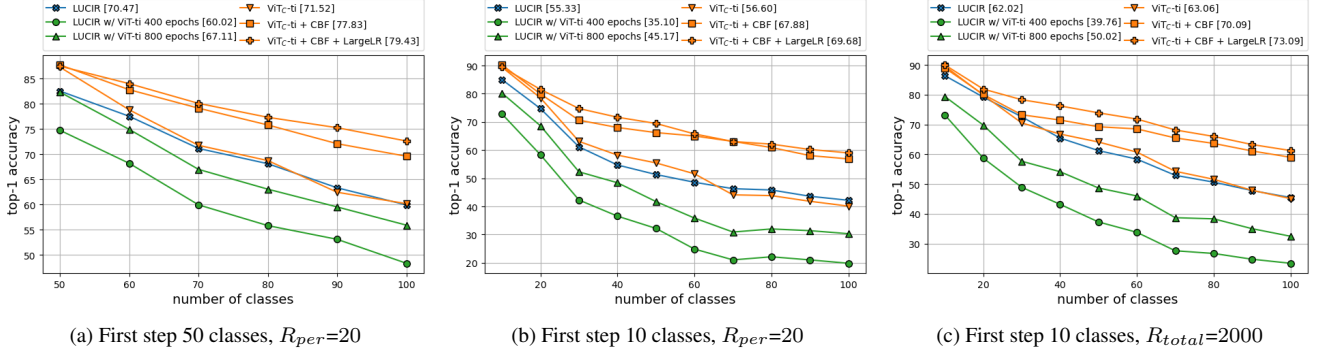


Figure 2. **Comparison among LUCIR, naive ViT, and our method on incremental accuracy of ImageNet-100, with three different CIL protocols.** “LUCIR w/ ViT-ti” represents replacing ResNet-18 naively with ViT-ti model, trained for 400 or 800 epochs. “ViT<sub>C</sub>-ti + CBF + LargeLR” denotes our method using ViT model with convolutional stem (ViT<sub>C</sub>), with bias correction using class balance finetuning (CBF), and a large learning rate for classifier (LargeLR). Number in [ ] denotes average incremental accuracy. The results show that our method consistently outperforms ResNet-18 method LUCIR, and naive ViT method LUCIR w/ ViT-ti, by a large margin. Moreover, each component of our method provides improvement consistently. (Best viewed in color)

performance with significantly shorter training. Secondly, we find that finetuning with balanced dataset [19, 37] is effective to correct bias towards new classes for vision transformer, but not conflicting with data augmentation (MixUp, CutMix, etc). Finally, we show that using larger learning rate for classifier results in larger value of softmax temperature, further boosting the performance. As shown in Fig. 2, these techniques effectively boost performance across three CIL settings. Note that none of these techniques is originally proposed in this paper, our major contribution is to locate key issues in applying vision transformer in incremental learning and connects existing techniques to address these issues effectively.

With these techniques, as shown in Fig. 1, our method ViTIL (ViT for Incremental Learning) achieves the new state-of-the-art consistently for all three class incremental learning setups by a clear margin. In contrast, existing methods only perform well in one CIL setup. For instance, on ImageNet-1000, our ViTIL achieves 69.20% top-1 accuracy for the CIL setup of 500 initial classes, and each incremental step adds 100 new classes, outperforming LUCIR+DDE [20] by 1.69%. For the CIL setup of 10 incremental steps (each step adds 100 new classes), our method outperforms PODNet [15] by 7.27% (65.13% vs 57.86%), when each old class keeps 20 exemplars. When each incremental step keeps total 20000 exemplars, our method outperforms BiC [37] by 6.28% (68.75% vs 62.47%).

In summary, our contributions are three-fold.

1. We nail down three key issues (slow convergence, bias towards new classes, underfitted classifier) that contributes to the degradation of applying vision transformer in class incremental learning.
2. We showcase a simple solution with existing tech-

niques that effectively addresses all three issues, achieving significant performance boost.

3. Our method (ViTIL) achieves the new state of the art across three class incremental setups by a clear margin. This is challenging as these setups previously have different lead methods.

The rest of this paper is organized as follows. Sec. 2 introduces related work. In Sec. 3, we investigate applying ViT naively to CIL, and its performance issue. In Sec. 4, our method is proposed to address these issues. Sec. 5 evaluates the proposed method in different CIL setups, and study the impact of different components of the proposed method. Sec. 6 discusses limitations. Sec. 7 concludes this paper.

## 2. Related Work

Incremental learning methods can be categorized by how they tackle catastrophic forgetting. Regularization-based methods penalize the changes of model parameters [1, 3, 9, 10, 22, 25, 29, 40, 41]. Distillation-based methods tackle catastrophic forgetting by distilling knowledge from previous models [4, 8, 13, 15, 18–20, 24, 26, 27, 32, 33, 37, 42]. Some methods directly finetune the model with data exemplars of previous classes, without weight constraints or distillation [5, 6]. Some methods seek synthetic data of previous classes to tackle forgetting [21, 34]. A more comprehensive survey can be found in [30].

**Distillation-based methods:** Hinton *et al.* propose knowledge distillation to improve the performance of single model by distilling the knowledge from an ensemble of models [17]. In Learning without Forgetting (LwF) [26], knowledge distillation is applied to address catastrophic forgetting under multi-task incremental learning scenario. Fol-

lowing LwF, Aljundi *et al.* propose gating autoencoders to automatically select the task classifier for each testing sample [4]. In [32], distillation loss is added on the features from autoencoder. In [18], knowledge is distilled from an expert CNN trained dedicated to new task. In [13], Dhar *et al.* propose to distill attention map from old model.

**CIL with data replay:** In iCaRL [33], Rebuffi *et al.* show that, in addition to knowledge distillation, store a set exemplars from previous classes, and replay these data in the following training process can significantly alleviate forgetting issue. Nevertheless, bias towards new classes is a major issue in CIL methods with data replay. Castro *et al.* propose to use balanced finetuning to tackle bias towards new classes [8]. In [19], Hou *et al.* address bias by using normalized feature, normalized classifier, and margin ranking loss. In [37], bias correction is done by learning a bias correction layer to correct the output logits of new classes. In [42], without an extra validation set, bias is mitigated by aligning the weight norm of new classes to the norm of old classes weights. In [15], more sophisticated distillation is proposed by penalizing changes of spatially pooled features of each convolutional blocks. Instead of using herding to select exemplars, Liu *et al.* propose an automatic exemplar extraction framework mnemonics [27]. [20] alleviates dependency on exemplars by distilling the causal data effect.

**Transformers:** Transformers were originally proposed for NLP tasks [36], and show superior performance for language model pre-training [12, 31]. Increasing number of works seek to apply transformer to vision tasks, *e.g.*, image recognition [28, 35], object detection [7]. Vision transformer was proposed in [14], where input image is divided into non-overlapping patches simply with patchify operation. Although it achieves superior performance, it relies on large corps of pre-training data. In [35], Touvron *et al.* propose a data-efficient method for training Vision Transformer. In [38], Xiao *et al.* seek to improve optimizability of Vision Transformer by using convolutional stem.

### 3. Degradation of Applying ViT in CIL

In this section, we show that a severe degradation is observed when naively applying Vision Transformers (ViT) in multi-class class incremental learning (CIL), and analyze the key degradation-causing factors.

#### 3.1. Review of Class Incremental Learning

Class incremental learning (CIL) [15, 19, 20, 33, 37] is performed progressively, consisting of incremental learning steps in which only the data of new classes is available. Particularly, at each incremental step  $t$ , a new model  $\mathcal{M}_t$  is learned from an old model  $\mathcal{M}_{t-1}$  and data of new classes, to perform classification on all classes it has seen. Let us denote the old classes as  $\mathcal{C}_o$  and the corresponding data as

$\mathcal{X}_o = \{(x_i, y_i) | y_i \in \mathcal{C}_o\}$ . Similarly, the data of new classes  $\mathcal{C}_n$  is denoted as  $\mathcal{X}_n = \{(x_i, y_i) | y_i \in \mathcal{C}_n\}$ . We follow the setup of [19, 33, 37] to use the replay of old class exemplars, denoted by  $\mathcal{X}'_o \subset \mathcal{X}_o$ .

In this paper, we follow LUCIR [19] by replacing its CNN feature extractor with ViT model, but keeping its classifier that applies softmax on the cosine similarity as:

$$p_i(x) = \frac{\exp(\eta \langle \bar{\theta}_i, \bar{f}(x) \rangle)}{\sum_j \exp(\eta \langle \bar{\theta}_j, \bar{f}(x) \rangle)}, \quad (1)$$

where  $\bar{\theta}$ ,  $\bar{f}(x)$  denote  $l_2$ -normalized weight vector of each class, and the feature vector of input  $x$ , respectively.  $\eta$  is a learnable softmax temperature parameter.

#### 3.2. Degradation of Replacing CNN with ViT

As shown in Fig. 2, a severe performance degradation is observed when using ViT-tiny (ViT-ti) [14] to replace ResNet-18 as feature extractor, where the two models have similar computational cost (1.1G vs. 1.8G FLOPs). The average incremental accuracy drops by 10.45%. The experiments are conducted on ImageNet-100, in which 50 classes are used to learn the first model and 5 incremental steps (10 classes for each) are followed. Interestingly, ViT model is behind ResNet-18 from the beginning (the first 50 classes) even though more training epochs are consumed (400 vs. 90 epochs). This seems not consistent with recent findings that ViT models outperform ResNet with similar FLOPs on ImageNet dataset. Next, we will discuss the causing factors.

#### 3.3. Analysis of Causing Factors

Our analysis locates three key issues related to the performance degradation of naive application of ViT, which will be discussed in this section.

##### Slow convergence when the number of classes is small:

As ViT is significantly behind ResNet-18 for the first 50 classes, a reasonable guess is that ViT model is not fully trained even though it consumes longer training. As shown in Fig. 4, ViT converges much slower than ResNet. Therefore, we enlarge training length from 400 to 800 epochs, resulting in significant performance boosts from 74.72% to 82.28% (shown in Fig. 4). However, it is still lower than the accuracy of ResNet-18. Although previous works [14, 35] report that ViT models require longer training schedule to achieve saturated performance, this issue becomes even more severe when the number of classes is small, which is typical in the beginning of incremental learning. In addition, the initial model is crucial for the performance of the following incremental steps. As shown in Fig. 2a, when the initial model is improved by training for 800 epochs, the average accuracy of all incremental steps is also significantly improved from 60.02% to 67.11%.

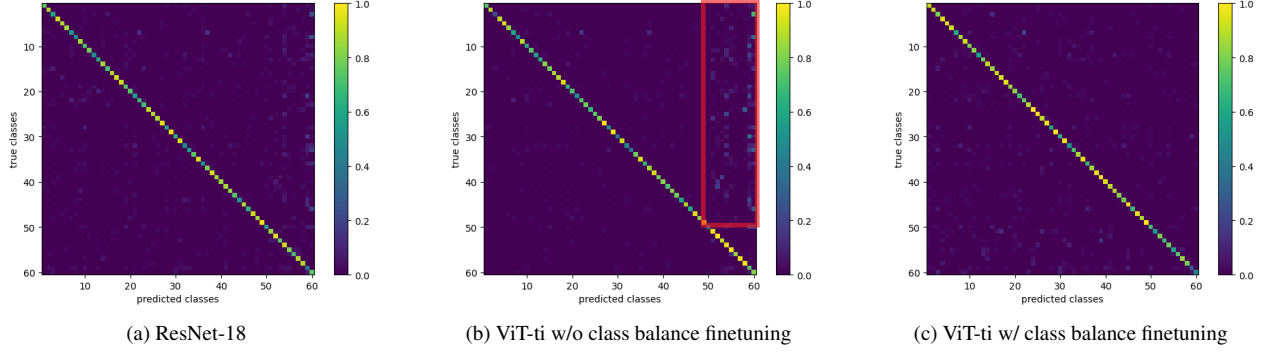


Figure 3. **Comparison between ResNet and ViT on confusion matrices** evaluated on ImageNet-100 after the first incremental step. Class 1-50 are old classes. Class 51-60 are new classes. (a) ResNet-18 with margin ranking loss, (b) ViT-ti model *without* class balance finetuning, and (c) ViT-ti model *with* class balance finetuning. (Best viewed in color)

**More bias towards new classes:** We also compare ViT and ResNet on the confusion matrices in Fig. 3, where clearly more bias towards new classes is observed in ViT (high-lighted in a red box). Quantitatively, compared to ResNet-18, ViT-ti has 9.3% more testing samples from old classes are falsely classified as new classes (11.2% vs. 20.5%). We believe this is caused by the conflict between the margin ranking loss and the data augmentation like Mixup or CutMix. Margin ranking loss [19] is an important technique to prevent bias, but requires hard class label per sample. Such hard class label is not available in ViT as it heavily relies on data augmentation like Mixup or CutMix that generates soft (or mixed) label. By contrast, ResNet is not affected as strong data augmentation is not necessary.

**Underfitted classifier when using the same learning rate to ViT feature extractor:** Another clear difference between ResNet and ViT is observed in the magnitude of learned softmax temperature  $\eta$  in Equ. 1:  $\eta = 34$  for ResNet vs.  $\eta = 10$  for ViT in the final model after the last incremental step. We hypothesize that (a) the magnitude of  $\eta$  is correlated to the learning rate, and (b) the small learning rate  $2.5 \times 10^{-4}$  is good for ViT as feature extractor but too low for the classifier. To validate this, we conduct experiments by applying different learning rates ( $2.5 \times 10^{-4}$ ,  $5 \times 10^{-4}$ ,  $2.5 \times 10^{-3}$ ) for the classifier alone while keeping the learning rate of ViT feature extractor unchanged ( $2.5 \times 10^{-4}$ ). Experimental results validate our hypothesis. As shown in Fig. 5,  $\eta$  is highly correlated to the learning rate. Fig. 6 shows increasing learning rate from  $2.5 \times 10^{-4}$  to  $2.5 \times 10^{-3}$  for the classifier boosts both the final and average incremental accuracy significantly.

## 4. Our Method: ViTIL

In this section, we introduce our method ViTIL to address the aforementioned issues by simply using existing techniques, which significantly boosts the class incremen-

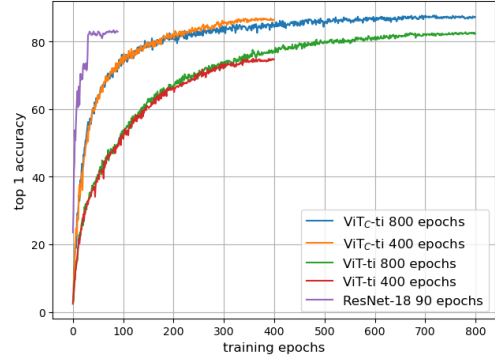


Figure 4. **Comparison among ResNet, ViT and ViT<sub>C</sub>** on accuracy over training epochs. Experiments are conducted on initial step with 50 classes from ImageNet-100. (Best viewed in color)

tal learning performance. We note that our contribution is *not* in these techniques developed in previous works, but in nailing down the causes of ViT’s degradation and effective treatments by leveraging existing techniques.

### 4.1. Bag of Treatments in ViTIL

**Convolutional stem for faster convergence:** Inspired by the findings in [38] that convolutional stem introduces quick converge, we follow it replace patchify operation and first transformer block with a small convolutional network with four convolution layers. Each convolution layer has kernel size of 3, and stride size of 2. This change results in a significant performance boost (see Fig. 4). The experiments are conducted on the initial step (before increment) including 50 classes from ImageNet-100. ViT with convolutional stem (denoted as ViT<sub>C</sub>-ti) not only speeds up the convergence, but also achieves higher accuracy (+11.68% and +4.96%) at both 400 and 800 training epochs. It outperforms ResNet-18 by 4.24%, providing a strong start for



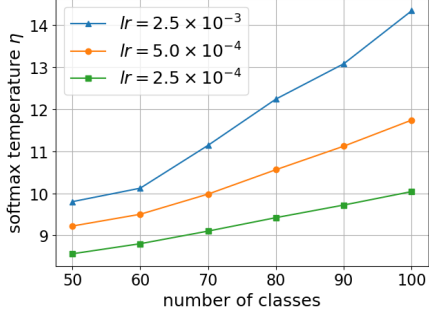


Figure 5. **Comparison among different classifier learning rates** on learned softmax temperature  $\eta$ . Experiments are conducted on ImageNet-100. Initial step has 50 classes. (Best viewed in color)

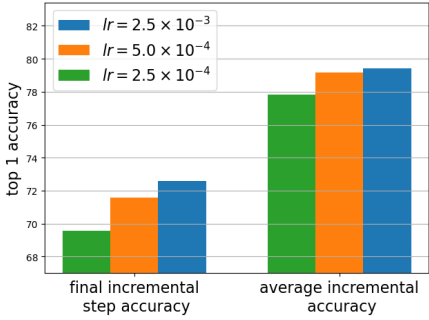


Figure 6. **Comparison among different classifier learning rates** on average incremental accuracy, and accuracy of final incremental step. Experiments are conducted on ImageNet-100 with initial step including 50 classes. (Best viewed in color)

the following incremental steps.

**Bias correction via balanced finetuning:** We correct the biases in classifier by finetuning it with balanced dataset, which is denoted as  $\mathcal{X}'_o \cup \mathcal{X}'_n$ , where  $\mathcal{X}'_o$  and  $\mathcal{X}'_n$  are the exemplar set from old and new classes respectively. The idea of using balanced dataset to correct biases in the classifier was studied in [37], where a linear layer with two parameters is learned. However, this method does not apply to our case, since our classifier has normalized weights per class. Instead, we finetune all parameters in the classifier. As shown in Fig. 3c, this finetuning strategy effectively mitigates bias towards new classes for using ViT model. This results in a two-stage incremental learning (see details in Alg. 1). In the first stage, parameters in both feature extractor and classifier (denoted as  $\Theta_t$  for incremental step  $t$ ) are updated. The second stage deals with balance finetuning of classifier where only the parameters in classifier (denoted as  $\Theta_t^g$ ) are finetuned, leaving the feature extractor frozen.

**Large learning rate for classifier:** It is straightforward to address the underfitting of classifier, by using a larger learning rate for it. In this paper, we use learning rate  $2.5 \times 10^{-3}$ ,

---

#### Algorithm 1 Incremental learning step $t$

---

**Input:**  $\mathcal{X}'_o, \mathcal{X}_n$

**Input:**  $\Theta_{t-1}$  // Old model parameters

$\Theta_t \leftarrow \Theta_{t-1}$

**for**  $x \in \mathcal{X}'_o \cup \mathcal{X}_n$  **do**

$L(x) \leftarrow L_{ce}(x) + \lambda L_{dis}(x)$

$\Theta_t \leftarrow \Theta_t + \alpha \nabla \Theta$

**end for**

$\mathcal{X}'_n \leftarrow \text{ConstructExemplarSet}(\mathcal{X}_n, \Theta_t)$

**for**  $x \in \mathcal{X}'_o \cup \mathcal{X}'_n$  **do** // Class balance finetuning

$L(x) \leftarrow L_{ce}(x)$

$\Theta_t^g \leftarrow \Theta_t^g + \alpha \nabla \Theta^g$

**end for**

**Output:**  $\mathcal{X}'_o \leftarrow \mathcal{X}'_o \cup \mathcal{X}'_n$

**Output:**  $\Theta_t$

---

which is ten times higher than the learning rate for the backbone feature extractor.

## 4.2. Implementation Details

**ViT architecture:** We follow the design of ViT models in [14], and adopt ViT-ti as the base model. Existing CIL works apply ResNet-18 as base model for CIL on ImageNet dataset. ViT-ti has 5M parameters and 1.1G FLOPs, which is less than ResNet-18 with 12M parameters and 1.8G FLOPs. Original ViT-ti model has 12 transformer blocks, 3 heads, and 192 embedding dimension. Image with resolution  $224 \times 224$  is projected to 196 tokens and concatenated with a learnable CLS token. CLS token of final transformer block is treated as the feature output of backbone ViT model, and fed into classifier head, which is cosine linear layer in our case.

**Convolutional stem architecture:** Follow [38], we replace the patchify stem and the first transformer block in ViT-ti model with a small convolutional network. It consists of 4 convolution layers with kernel size 3 and stride size 2. Therefore, the number of input tokens to transformer is still 196. The number of output channels of each convolution layer is [24, 48, 96, 192], respectively. Each convolution layer is followed by a batch norm layer and a ReLU layer. As pointed out in [38], convolutional stem has negligible impact on the model’s FLOPs.

**Loss:** Our loss function includes a standard cross entropy loss  $L_{ce}$ , and distillation loss  $L_{dis}$ .

$$L = \sum_{x \in \mathcal{X}'_o \cup \mathcal{X}_n} (L_{ce}(x) + \lambda L_{dis}(x)), \quad (2)$$

where  $\lambda$  is a balancing factor. Same as in [19],  $L_{dis}$  penalizes the change of feature.  $L_{dis}(x) = 1 - \langle \tilde{f}^*(x), \tilde{f}(x) \rangle$ , where  $\tilde{f}^*(x)$  represents the feature vector extracted by old model. In the finetuning stage, only cross entropy loss  $L_{ce}$

is calculated on new classes exemplar set  $\mathcal{X}'_n$  and old classes exemplar set  $\mathcal{X}'_o$ . Feature extractor are frozen. Only cosine linear classifier parameters are updated.  $\lambda$  of loss balancing factor is set to 3. Same as in [19], we use adaptive  $\lambda$ .

**Augmentation:** We adopt the same augmentation recipe in [38], including Mixup, CutMix, soft label, and AutoAugmentation. All images are re-scaled to  $224 \times 224$ .

**Optimizer:** We adopt commonly used AdamW optimizer. Batch size is set to 1024. Weight decay is set to 0.24. Learning rate is set to  $2.5 \times 10^{-4}$  for feature extractor parameters, and set to  $2.5 \times 10^{-3}$  for classifier parameters. Learning rate is scaled based on batch size as  $lr \times \text{BatchSize}/512$ . Cosine learning rate scheduler is applied with 5 warmup epochs. For the initial step  $t = 1$ , the number of training epochs is set to 800. When the initial step contains half total classes, the following incremental steps  $t > 1$  take 50 training epochs, otherwise, the following incremental steps take 200 training epochs. This is because when the incremental learning starts with half of total classes, the feature representation learned is more robust and can better generalize to the other half classes.

## 5. Experiments

In this section, we evaluate the proposed method with public benchmarks and several commonly used protocols. Ablation study is provided to analyze the impact of different components of the proposed method.

### 5.1. Settings

**Datasets:** Our experiments are conducted on two widely used class incremental learning evaluation datasets, ImageNet-1000 [11] and ImageNet-100. ImageNet-1000 contains 1000 classes, each of which has around 1300 training images. Validation set of ImageNet-1000 is used for evaluation, and each class contains 50 validation images. ImageNet-100 is a subset of ImageNet-1000 with 100 classes. Same as in [19], we use random seed 1993 to shuffle the 1000 classes and choose the first 100 classes as ImageNet-100. CIFAR-100 [23] is another commonly used CIL evaluation benchmark in existing works [15, 19, 20, 33, 37]. It is not chosen for evaluation in this paper since existing methods [15, 19, 20, 33, 37] use ResNet-32 [16] with input image resolution  $32 \times 32$ , while ViT models in [35] rescale image to  $224 \times 224$ , which grants ViT models unfair advantages in CIL tasks.

**Protocols:** CIL protocols in existing works have different settings on two main factors: the number of classes in the initial step and the number of exemplars each class keeps. In this paper, we evaluate on three commonly used protocols. For ImageNet-100, as illustrated in Fig. 7, the three protocols are

1.  $N_1 = 50, N_{t+1} = N_t + 10, R_{per} = 20$

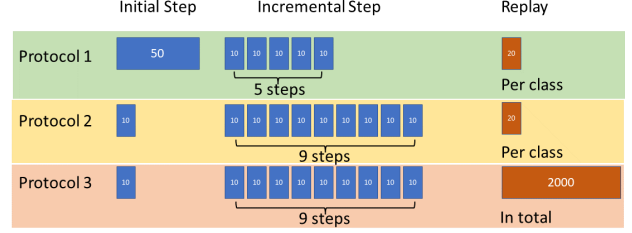


Figure 7. **Three class incremental learning (CIL) protocols.** They have different number of classes in the initial and incremental steps and different replay settings. (Best viewed in color)

2.  $N_1 = 10, N_{t+1} = N_t + 10, R_{per} = 20$

3.  $N_1 = 10, N_{t+1} = N_t + 10, R_{total} = 2000$

$N_t = |\mathcal{C}_o \cup \mathcal{C}_n|$  denotes the number of seen classes at incremental step  $t$ . Each incremental step adds 10 new classes, i.e.,  $N_{t+1} = N_t + 10$ .  $R_{per} = 20$  denotes that each old class keeps same number of 20 exemplars.  $R_{total} = 2000$  denotes that each class incremental step  $t$  keeps a total 2000 exemplars for all classes, i.e.  $R_{per} = \frac{R_{total}}{N_t}$ . For ImageNet-1000, the number of  $N_1$  and  $R_{total}$  are multiplied by 10, accordingly.  $R_{per}$  is still 20. Each incremental step adds 100 new classes, i.e.  $N_{t+1} = N_t + 100$ .

**Baselines:** In our experiments, we compare our proposed methods with 6 baselines. Note that these baselines may only provide results on part of the three protocols in their original papers. Here, we report their reported results for the protocols they have evaluated. For the protocols they do not evaluate, we use either their official code release, or our own implementation. The baselines are as follows.

*iCaRL* [33]: It applies nearest-mean-of-exemplars (NME) for classification. We report result of NME classification.

*LUCIR* [19]: It replaces the final linear layer in ResNet model with cosine linear layer, and removes bias term. Margin ranking loss is also added to tackle the challenge of inter-class separation. LUCIR was evaluated with protocol 1 in the original paper. We evaluate it on protocol 2 and 3 with the code released in [19].

*BiC* [37]: This method specifically focuses on the data bias issue under CIL scenario. A bias correction layer is proposed to adjust the logits for new classes in final linear layer. This method was evaluated with protocol 3. We evaluate it with other protocols using our implementation.

*PODNet* [15]: This method proposes a more sophisticated distillation scheme to distill spatially pooled features of each convolution block. Moreover, it adopts the cosine linear classifier in LUCIR [19], and adds multiple proxies for each class. It was evaluated with protocol 1. We evaluate it with other protocols with officially released code. Note that in the released code, it changes stride size of first convolution layer in ResNet-18 from 2 to 1, which results

Methods	ImageNet-100			ImageNet-1000		
	$N_1 = 50$	$N_1 = 10$	$N_1 = 10$	$N_1 = 500$	$N_1 = 100$	$N_1 = 100$
	$R_{per} = 20$	$R_{per} = 20$	$R_{total} = 2000$	$R_{per} = 20$	$R_{per} = 20$	$R_{total} = 20000$
iCaRL [33]	65.06	61.60	66.29	53.03	55.95	59.63
LUCIR [19]	70.47*	55.33	62.02	64.34*	57.14	60.65
BiC <sup>†</sup> [37]	68.58	64.35	68.79	56.78	57.60	62.47
PODNet(1.8G FLOPs) [15]	74.48	62.59	67.28	64.22	57.86	59.49
LUCIR+DDE [20]	72.34*	58.49	65.90	67.51*	57.16	59.13
SS-IL [2]	—	—	—	—	63.90*	65.20*
Ours	<b>79.43</b>	<b>69.68</b>	<b>73.09</b>	<b>69.20</b>	<b>65.13</b>	<b>68.75</b>

Table 1. Average incremental accuracy (%) on ImageNet. All baseline models apply regular ResNet-18 with 1.8G FLOPs. Our method has 1.1G FLOPs. Results with \* are reported directly from original paper. BiC<sup>†</sup> represents our implementation of BiC. PODNet(1.8G FLOPs) represents changing feature extractor in PODNet to regular ResNet-18 with 1.8G FLOPs. Original PODNet in [15] has 6.9G FLOPs.

in larger spatial size of every convolution feature map and much larger FLOPs (6.9G FLOPs vs 1.8G FLOPs). To investigate this issue, we evaluated it with two settings. In the first setting, we change the ResNet feature extractor to official ResNet-18 setting. In the second setting, we use the same modified ResNet as in [15]. Our method is also evaluated with these two settings.

**DDE [20]:** This method distills the causal effect in data replay to tackle forgetting issue. It was evaluated with protocol 1 in [20]. In this paper, we further evaluate it with other protocols with official code release, which is LUCIR+DDE. **SS-IL [2]:** This method applies separated softmax cross entropy loss and task-wise knowledge distillation. Results reported in [2] are used since code is not released.

## 5.2. Results

**ImageNet-100:** The quantitative results are shown in Tab. 1. The incremental accuracy of each incremental learning step is shown in Fig. 8. Compared with CNN counterpart, LUCIR [19], the proposed method outperforms by 8.96% with  $N_1 = 50$  setting on ImageNet-100, by 14.35% with  $N_1 = 10$ ,  $R_{per} = 20$ , by 11.07% with  $N_1 = 10$ ,  $R_{total} = 2000$ . Note that LUCIR, PODNet, BiC only performs well on part of three protocols, for example, PODNet, LUCIR performs well with  $N_1 = 50$ , and BiC performs well with  $N_1 = 10$ . In contrast, our model consistently outperforms existing methods on all of the three CIL protocols.

**ImageNet-1000:** As shown in Tab. 1, the results on ImageNet-1000 is consistent with those on ImageNet-100. With more classes, the catastrophic forgetting of ViT models is more severe compared with ImageNet-100. The proposed method outperforms state-of-the-art methods by at least 1.69% with  $N_1 = 500$  setting, by at least 1.23% on  $N_1 = 100$ ,  $R_{per} = 20$  setting, and by at least 3.55% with  $N_1 = 100$ ,  $R_{total} = 20000$  setting. Compared with CNN counterpart, baseline LUCIR, our improvements on three CIL protocols are 4.86%, 7.99%, and 8.10%, respectively.

			PODNet	Ours
100-class	$N_1 = 50$	$R_{per} = 20$	75.54*	<b>81.07</b>
	$N_1 = 10$	$R_{per} = 20$	67.01	<b>70.41</b>
	$N_1 = 10$	$R_{total} = 2000$	71.66	<b>73.22</b>
1000-class	$N_1 = 500$	$R_{per} = 20$	66.95*	<b>72.36</b>
	$N_1 = 100$	$R_{per} = 20$	61.60	<b>67.40</b>
	$N_1 = 100$	$R_{total} = 20000$	62.68	<b>70.69</b>

Table 2. Comparing ViTIL with PODNet at higher FLOPs (6.9G). Average incremental accuracy (%) on ImageNet-100 and ImageNet-1000 are reported. “\*” indicates the results reported in the original paper [15].

CNN stem	Bias correction	Classifier large lr	$N_1=50$ $R_{per}=20$	$N_1=10$ $R_{per}=20$	$N_1=10$ $R_{total}=2K$
			67.11	45.17	50.02
	✓		70.07	54.67	57.19
	✓	✓	74.13	59.45	61.70
✓			71.52	56.60	63.06
✓	✓		77.83	67.88	70.09
✓	✓	✓	<b>79.43</b>	<b>69.68</b>	<b>73.09</b>

Table 3. Ablative results on ImageNet-100 dataset. Average incremental accuracy of different variants of our proposed method.

**Model with larger FLOPs:** Here we change the first convolution layer of our method to stride size 1, and obtain a model with 6.9G FLOPs. In the released code of PODNet [15], the first convolution layer of ResNet-18 is modified with kernel size of 3 and stride size of 1. With this modification, PODNet has 6.9G FLOPs. For a fair comparison, we compare with our model with 6.9G FLOPs. The results are shown in Tab. 2. Our method still outperforms PODNet consistently on ImageNet-100, ImageNet-1000 with all three CIL protocols.

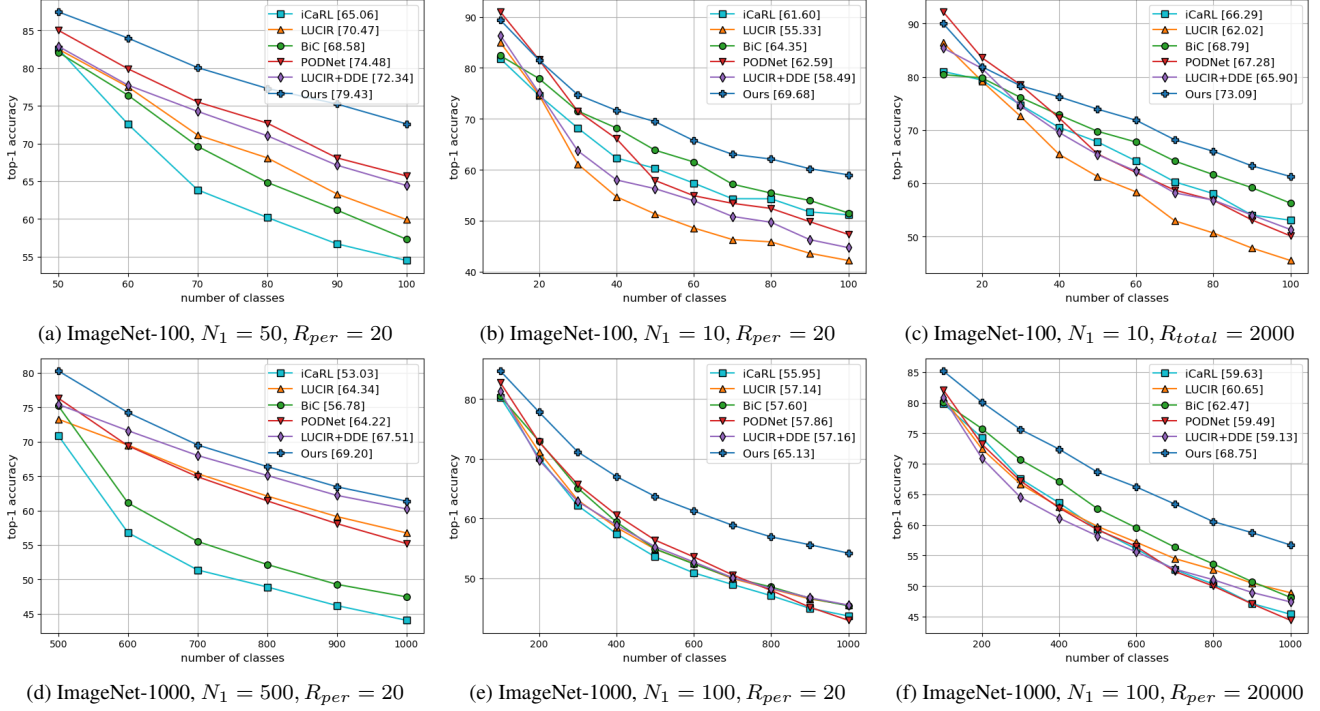


Figure 8. Incremental accuracy of each incremental step in % on ImageNet-100 and ImageNet-1000. Number in [ ] denotes average incremental accuracy. (Best viewed in color)

### 5.3. Ablation Study

In this section, we investigate the effectiveness of each component in the proposed method. All variants apply same training hyper-parameters. The results on ImageNet-100 are summarized in Tab. 3.

**Convolutional stem:** As shown in Tab. 3, without convolutional stem, the naive ViT model’s performance is significantly lower than its ResNet counterpart, LUCIR. Moreover, with the same setting of classifier learning rate and bias correction, the models without CNN stem perform significantly worse than the models with CNN stem. This is mainly due to the inferior optimizability of ViT models, which requires much longer training schedule. In contrast, ViT with convolutional stem can achieve saturated performance with a much shorter training schedule.

**Bias correction:** As shown in Tab. 3, without bias correction, the average incremental accuracy is much lower, especially for the protocol with more incremental steps when  $N_1 = 10$ . This is because bias towards new classes is more severe when there are more incremental steps. With bias correction on classifier head, the model with CNN stem outperforms model without bias correction by 6.31%, 11.28%, and 7.03% for the three protocols, respectively. Without CNN stem, bias correction also improves the result by 2.96%, 9.50%, and 7.17% for the three protocols.

**Large classifier learning rate:** As shown in Tab. 3, when the model has bias correction, larger classifier learning rate further improves average incremental accuracy, which is caused by underfitted classifier parameters. Moreover, it not only improves performance of ViT models with CNN stem, but also improves ViT models without CNN stem.

## 6. Limitations

The proposed method still has some limitations. CNN stem helps ViT model achieve higher accuracy and faster convergence. However, the current method still requires 800 epochs, which is still considerably longer than standard ResNet training recipe. For example, ResNet-18 usually is trained for 90 training epochs in class incremental learning. We will investigate how to further reduced it to the level of ResNet training in future work.

## 7. Conclusion

In this paper, we investigate applying ViT models to class incremental learning scenario. We find that naively replacing CNN feature extractor of current CIL method with ViT model results in severe performance degradation. We nail down the causes of this performance degradation, including slow convergence, bias towards new classes, and underfitted classifier head. Based on our analysis, we fur-



ther address these issues with simple and effective existing techniques. Our proposed method consistently outperforms state-of-the-art class incremental learning methods on two benchmarks across three different CIL settings, by a clear margin. Ablation study also demonstrates the effectiveness of our method. The proposed method provides a strong baseline for future class incremental learning research.

## References

- [1] Hongjoon Ahn, Sungmin Cha, Donggyu Lee, and Taesup Moon. Uncertainty-based continual learning with adaptive regularization. In *NeurIPS*, 2019. [2](#)
- [2] Hongjoon Ahn, Jihwan Kwak, Subin Lim, Hyeonsu Bang, Hyojun Kim, and Taesup Moon. Ss-il: Separated softmax for incremental learning. In *ICCV*, pages 844–853, 2021. [7](#)
- [3] Rahaf Aljundi, Francesca Babiloni, Mohamed Elhoseiny, Marcus Rohrbach, and Tinne Tuytelaars. Memory aware synapses: Learning what (not) to forget. In *ECCV*, pages 139–154, 2018. [2](#)
- [4] Rahaf Aljundi, Punarjay Chakravarty, and Tinne Tuytelaars. Expert gate: Lifelong learning with a network of experts. In *CVPR*, pages 3366–3375, 2017. [2](#), [3](#)
- [5] Eden Belouadah and Adrian Popescu. Il2m: Class incremental learning with dual memory. In *ICCV*, pages 583–592, 2019. [2](#)
- [6] Eden Belouadah and Adrian Popescu. Scail: Classifier weights scaling for class incremental learning. In *WACV*, pages 1266–1275, 2020. [2](#)
- [7] Nicolas Carion, Francisco Massa, Gabriel Synnaeve, Nicolas Usunier, Alexander Kirillov, and Sergey Zagoruyko. End-to-end object detection with transformers. In *ECCV*, pages 213–229, 2020. [1](#), [3](#)
- [8] Francisco M Castro, Manuel J Marín-Jiménez, Nicolás Guil, Cordelia Schmid, and Karteek Alahari. End-to-end incremental learning. In *ECCV*, pages 233–248, 2018. [2](#), [3](#)
- [9] Arslan Chaudhry, Puneet K Dokania, Thalaiyasingam Ajanthan, and Philip HS Torr. Riemannian walk for incremental learning: Understanding forgetting and intransigence. In *ECCV*, pages 532–547, 2018. [2](#)
- [10] Arslan Chaudhry, Marc’Aurelio Ranzato, Marcus Rohrbach, and Mohamed Elhoseiny. Efficient lifelong learning with a gem. In *ICLR*, 2018. [2](#)
- [11] Jia Deng, Wei Dong, Richard Socher, Li-Jia Li, Kai Li, and Li Fei-Fei. Imagenet: A large-scale hierarchical image database. In *CVPR*, pages 248–255, 2009. [6](#)
- [12] Jacob Devlin, Ming-Wei Chang, Kenton Lee, and Kristina Toutanova. Bert: Pre-training of deep bidirectional transformers for language understanding. In *NAACL*, 2018. [3](#)
- [13] Prithviraj Dhar, Rajat Vikram Singh, Kuan-Chuan Peng, Ziyang Wu, and Rama Chellappa. Learning without memorizing. In *CVPR*, pages 5138–5146, 2019. [2](#), [3](#)
- [14] Alexey Dosovitskiy, Lucas Beyer, Alexander Kolesnikov, Dirk Weissenborn, Xiaohua Zhai, Thomas Unterthiner, Mostafa Dehghani, Matthias Minderer, Georg Heigold, Sylvain Gelly, et al. An image is worth 16x16 words: Transformers for image recognition at scale. In *ICLR*, 2021. [1](#), [3](#), [5](#)
- [15] Arthur Douillard, Matthieu Cord, Charles Ollion, Thomas Robert, and Eduardo Valle. Podnet: Pooled outputs distillation for small-tasks incremental learning. In *ECCV*, pages 86–102, 2020. [2](#), [3](#), [6](#), [7](#), [10](#), [11](#)
- [16] Kaiming He, Xiangyu Zhang, Shaoqing Ren, and Jian Sun. Deep residual learning for image recognition. In *CVPR*, pages 770–778, 2016. [6](#)
- [17] Geoffrey Hinton, Oriol Vinyals, and Jeff Dean. Distilling the knowledge in a neural network. In *NeurIPS*, 2014. [2](#)
- [18] Saihui Hou, Xinyu Pan, Chen Change Loy, Zilei Wang, and Dahua Lin. Lifelong learning via progressive distillation and retrospection. In *ECCV*, pages 437–452, 2018. [2](#), [3](#)
- [19] Saihui Hou, Xinyu Pan, Chen Change Loy, Zilei Wang, and Dahua Lin. Learning a unified classifier incrementally via rebalancing. In *CVPR*, pages 831–839, 2019. [2](#), [3](#), [4](#), [5](#), [6](#), [7](#), [10](#), [11](#)
- [20] Xinting Hu, Kaihua Tang, Chunyan Miao, Xian-Sheng Hua, and Hanwang Zhang. Distilling causal effect of data in class-incremental learning. In *CVPR*, pages 3957–3966, 2021. [1](#), [2](#), [3](#), [6](#), [7](#), [10](#), [11](#)
- [21] Ronald Kemker and Christopher Kanan. Fearnnet: Brain-inspired model for incremental learning. In *ICLR*, 2018. [2](#)
- [22] James Kirkpatrick, Razvan Pascanu, Neil Rabinowitz, Joel Veness, Guillaume Desjardins, Andrei A Rusu, Kieran Milan, John Quan, Tiago Ramalho, Agnieszka Grabska-Barwinska, et al. Overcoming catastrophic forgetting in neural networks. *Proceedings of the national academy of sciences*, 114(13):3521–3526, 2017. [2](#)
- [23] Alex Krizhevsky, Geoffrey Hinton, et al. Learning multiple layers of features from tiny images. 2009. [6](#)
- [24] Kibok Lee, Kimin Lee, Jinwoo Shin, and Honglak Lee. Overcoming catastrophic forgetting with unlabeled data in the wild. In *ICCV*, pages 312–321, 2019. [2](#)
- [25] Xilai Li, Yingbo Zhou, Tianfu Wu, Richard Socher, and Caiming Xiong. Learn to grow: A continual structure learning framework for overcoming catastrophic forgetting. In *ICML*, pages 3925–3934, 2019. [2](#)
- [26] Zhizhong Li and Derek Hoiem. Learning without forgetting. In *ECCV*, pages 614–629, 2016. [2](#)
- [27] Yaoyao Liu, Yuting Su, An-An Liu, Bernt Schiele, and Qianru Sun. Mnemonics training: Multi-class incremental learning without forgetting. In *CVPR*, pages 12245–12254, 2020. [2](#), [3](#)
- [28] Ze Liu, Yutong Lin, Yue Cao, Han Hu, Yixuan Wei, Zheng Zhang, Stephen Lin, and Baining Guo. Swin transformer: Hierarchical vision transformer using shifted windows. In *ICCV*, 2021. [1](#), [3](#)
- [29] David Lopez-Paz and Marc’Aurelio Ranzato. Gradient episodic memory for continual learning. In *NeurIPS*, pages 6467–6476, 2017. [2](#)
- [30] German I Parisi, Ronald Kemker, Jose L Part, Christopher Kanan, and Stefan Wermter. Continual lifelong learning with neural networks: A review. *Neural Networks*, 113:54–71, 2019. [2](#)
- [31] Alec Radford, Karthik Narasimhan, Tim Salimans, and Ilya Sutskever. Improving language understanding by generative pre-training. 2018. [3](#)

- [32] Amal Rannen, Rahaf Aljundi, Matthew B Blaschko, and Tinne Tuytelaars. Encoder based lifelong learning. In *ICCV*, pages 1320–1328, 2017. 2, 3
- [33] Sylvestre-Alvise Rebuffi, Alexander Kolesnikov, Georg Sperl, and Christoph H Lampert. icarl: Incremental classifier and representation learning. In *CVPR*, pages 2001–2010, 2017. 2, 3, 6, 7, 10, 11
- [34] Hanul Shin, Jung Kwon Lee, Jaehong Kim, and Jiwon Kim. Continual learning with deep generative replay. In *NeurIPS*, 2017. 2
- [35] Hugo Touvron, Matthieu Cord, Matthijs Douze, Francisco Massa, Alexandre Sablayrolles, and Hervé Jégou. Training data-efficient image transformers & distillation through attention. In *ICML*, pages 10347–10357, 2021. 1, 3, 6
- [36] Ashish Vaswani, Noam Shazeer, Niki Parmar, Jakob Uszkoreit, Llion Jones, Aidan N Gomez, Łukasz Kaiser, and Illia Polosukhin. Attention is all you need. In *NeurIPS*, pages 5998–6008, 2017. 3
- [37] Yue Wu, Yinpeng Chen, Lijuan Wang, Yuancheng Ye, Zicheng Liu, Yandong Guo, and Yun Fu. Large scale incremental learning. In *CVPR*, pages 374–382, 2019. 1, 2, 3, 5, 6, 7, 10, 11
- [38] Tete Xiao, Mannat Singh, Eric Mintun, Trevor Darrell, Piotr Dollár, and Ross Girshick. Early convolutions help transformers see better. In *NIPS*, 2021. 1, 3, 4, 5, 6
- [39] Shipeng Yan, Jiangwei Xie, and Xuming He. Der: Dynamically expandable representation for class incremental learning. In *CVPR*, pages 3014–3023, 2021. 11
- [40] Jaehong Yoon, Eunho Yang, Jeongtae Lee, and Sung Ju Hwang. Lifelong learning with dynamically expandable networks. In *ICLR*, 2017. 2
- [41] Friedemann Zenke, Ben Poole, and Surya Ganguli. Continual learning through synaptic intelligence. In *ICML*, pages 3987–3995, 2017. 2
- [42] Bowen Zhao, Xi Xiao, Guojun Gan, Bin Zhang, and Shu-Tao Xia. Maintaining discrimination and fairness in class incremental learning. In *CVPR*, pages 13208–13217, 2020. 2, 3

## A. Additional Experimental Results

In this section, we show additional experimental results when each incremental step adds 5 classes. Moreover, we investigate different classifier learning rates with more results.

### A.1. Results of Incremental Step with 5 Classes

In this section, we investigate performance of proposed method when there are more incremental steps. Experiments are conducted on ImageNet-100, with each incremental step adding 5 new classes, *i.e.*,  $N_{t+1} = N_t + 5$ . The CIL protocols become

1.  $N_1 = 50, N_{t+1} = N_t + 5, R_{per} = 20$
2.  $N_1 = 5, N_{t+1} = N_t + 5, R_{per} = 20$

Methods	$N_1 = 50$ $R_{per} = 20$	$N_1 = 5$ $R_{per} = 20$	$N_1 = 5$ $R_{total} = 2K$
iCaRL [33]	58.76	54.02	62.76
LUCIR [19]	68.09*	45.72	56.80
BiC <sup>†</sup> [37]	62.83	54.38	62.61
PODNet(1.8G) [15]	70.97	54.81	60.85
LUCIR+DDE [20]	70.20*	50.17	61.30
Ours	<b>76.92</b>	<b>61.57</b>	<b>67.17</b>

Table 4. **Average incremental accuracy (%) with each incremental step adding 5 classes** on ImageNet-100. All baseline models apply regular ResNet-18 with 1.8G FLOPs. Our method has 1.1G FLOPs. Results with \* are reported directly from original paper. BiC<sup>†</sup> represents our implementation of BiC. PODNet(1.8G) represents changing feature extractor in PODNet to regular ResNet-18 with 1.8G FLOPs. Original PODNet in [15] has 6.9G FLOPs.

		PODNet	Ours
$N_1 = 50$	$R_{per} = 20$	74.33*	<b>78.99</b>
$N_1 = 5$	$R_{per} = 20$	58.77	<b>62.85</b>
$N_1 = 5$	$R_{total} = 2000$	65.10	<b>68.03</b>

Table 5. **Comparing ViTIL with PODNet at higher FLOPs (6.9G)**. Average incremental accuracy (%) on ImageNet-100 with incremental step adds 5 new classes. “\*” indicates the results reported in the original paper [15].

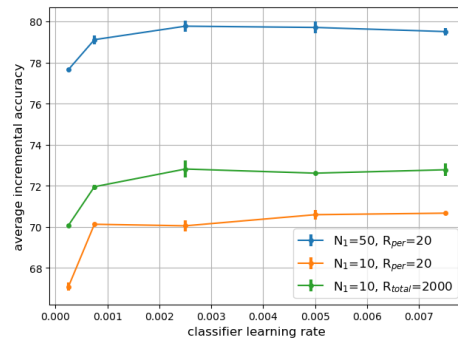


Figure 9. **Comparison among different classifier learning rates** on different CIL protocols. Experiments are conducted on ImageNet-100. Results are reported with average and standard deviation. (Best viewed in color)

3.  $N_1 = 5, N_{t+1} = N_t + 5, R_{total} = 2000$

As shown in Tab. 4, our method ViTIL still outperforms all baselines by a clear margin. Moreover, models with higher FLOPs are also evaluated with same CIL protocols. As shown in Tab. 5, our method with 6.9G FLOPs also outperforms PODNet [15] with 6.9G FLOPs.

Methods	$N_{t+1} = N_t + 10$			$N_{t+1} = N_t + 5$			$N_{t+1} = N_t + 2$		
	$N_1 = 50$	$N_1 = 10$	$N_1 = 10$	$N_1 = 50$	$N_1 = 5$	$N_1 = 5$	$N_1 = 50$	$N_1 = 2$	$N_1 = 2$
	$R_{per} = 20$	$R_{per} = 20$	$R_{total} = 2K$	$R_{per} = 20$	$R_{per} = 20$	$R_{total} = 2K$	$R_{per} = 20$	$R_{per} = 20$	$R_{total} = 2K$
iCaRL [33]	57.25	60.02	64.74	53.47	55.72	63.94	48.02	47.67	60.91
LUCIR [19]	63.32	55.84	61.66	60.82	50.23	59.54	57.03	41.46	57.48
BiC <sup>†</sup> [37]	59.24	60.68	65.58	53.64	56.60	63.66	47.77	45.80	60.10
PODNet [15]	66.02	56.61	56.55	63.70	49.74	49.43	60.39	40.98	40.84
LUCIR+DDE [20]	64.91	57.09	60.40	61.74	50.50	55.45	54.07	36.37	53.08
Ours	<b>71.71</b>	<b>67.28</b>	<b>69.84</b>	<b>67.90</b>	<b>61.13</b>	<b>66.65</b>	<b>63.69</b>	<b>53.31</b>	<b>64.98</b>

Table 6. **Average incremental accuracy (%) on CIFAR-100.** All methods use  $32 \times 32$  input resolution.

Methods	ImageNet-100		ImageNet-1000
	$N_1 = 50$	$N_1 = 10$	$N_1 = 100$
	$N_{t+1} = N_t + 5$	$N_{t+1} = N_t + 10$	$N_{t+1} = N_t + 100$
DER [39]	77.73	<b>76.12</b>	66.73
#Params	8.87M	7.67M	14.52M
Ours	<b>78.99</b>	73.22	<b>70.69</b>
#Params	5.31M	5.31M	5.31M

Table 7. **Comparison with DER** on average incremental accuracy (%) and number of parameters.

method achieves saturated average incremental accuracy after learning rate of  $2.5 \times 10^{-3}$ . When the learning rate of classifier is set to same lr of ViT feature extractor, the performance is lower across three CIL protocols.

## A.2. Results on CIFAR-100

In this section, we evaluate the proposed method and baselines on CIFAR-100 dataset. The results are shown in Tab. 6. Our method outperforms baselines with a clear margin. Existing works commonly adopt a ResNet-32 model with 0.47M parameters, 69.8M FLOPs. For a fair comparison, we modify ViT model configuration, to obtain a lightweight ViT model with 0.47M parameters, and 41.0M FLOPs. We set embedding dimension to 120, depth to 4, mlp ratio to 1, and patch size to 4. Input resolution of all methods are  $32 \times 32$ .

## A.3. Comparison with DER

DER [39] grows network in each incremental step. Individual feature extractor is trained for each step and concatenated together to address forgetting. Its network size continuously grows as more classes come in. In contrast, our method and baselines are based on fixed model structure. We compare the performance of DER and our method, with number of parameters. Results are shown in Tab. 7.

## A.4. Ablation on Classifier Learning Rate

In this section, we investigate the average incremental accuracy using different classifier learning rates. Experiments are conducted on ImageNet-100 dataset, with the three CIL protocols as in main submission. Results are reported with average and standard deviation of multiple runs. As shown in Fig. 9, as learning rate increases, the proposed