

Automated Domain Discovery from Multiple Sources to Improve Zero-Shot Generalization

Kowshik Thopalli

KTHOPALL@ASU.EDU

*Geometric Media Lab,
Department of ECEE,
Arizona State University,
Tempe, AZ, USA*

Sameeksha Katoch

SKATOCH1@ASU.EDU

*Qualcomm
San Diego, CA, USA*

Pavan Turaga

PTURAGA@ASU.EDU

*Geometric Media Lab,
Department of ECEE,
Arizona State University,
Tempe, AZ, USA*

Jayaraman J. Thiagarajan

JAYARAMANTH1@LLNL.GOV

*Lawrence Livermore National Laboratory
Livermore, CA, USA*

Abstract

Domain generalization (DG) methods aim to develop models that generalize to settings where the test distribution is different from the training data. In this paper, we focus on the challenging problem of multi-source zero shot DG (MDG), where labeled training data from multiple source domains is available but with no access to data from the target domain. A wide range of solutions have been proposed for this problem, including the state-of-the-art multi-domain ensembling approaches. Despite these advances, the naïve ERM solution of pooling all source data together and training a single classifier is surprisingly effective on standard benchmarks. In this paper, we hypothesize that, it is important to elucidate the link between pre-specified domain labels and MDG performance, in order to explain this behavior. More specifically, we consider two popular classes of MDG algorithms – distributional robust optimization (DRO) and multi-domain ensembles, in order to demonstrate how inferring custom domain groups can lead to consistent improvements over the original domain labels that come with the dataset. To this end, we propose (i) Group-DRO++, which incorporates an explicit clustering step to identify custom domains in an existing DRO technique; and (ii) DReaME, which produces effective multi-domain ensembles through implicit domain re-labeling with a novel meta-optimization algorithm. Using empirical studies on multiple standard benchmarks, we show that our variants consistently outperform ERM by significant margins (1.5% – 9%), and produce state-of-the-art MDG performance. Our code can be found at <https://github.com/kowshikthopalli/DREAME>

Keywords: Multi-domain generalization, distribution shifts, ERM, domain re-labeling, ensembles, distributional robust optimization, meta learning

1. Introduction

Supervised machine learning models commonly rely on the assumption that the training and testing data are independent and identically distributed (*i.i.d.*). As a result, such models can fail drastically when tested on data that is not *i.i.d.* (Torralba and Efros, 2011). Such drops in performance indicate poor generalization capabilities of the models. Addressing this fundamental challenge has become an important topic of research (Hoffman et al., 2018; Ganin et al., 2016; Deng et al., 2018) over the last few years. Several classes of solutions, ranging from unsupervised adaptation approaches (Wang and Deng, 2018), new formulations for domain-invariant learning (Zhang et al., 2020b; Arjovsky et al., 2019), data augmentation techniques (Xu et al., 2021) and novel regularization strategies (Zhou et al., 2021), have been proposed to improve generalization under covariate shifts. Furthermore, given the inherent limitation of using data from a single source domain to generalize under real-world shifts, methods that leverage multiple domains have also emerged (Blanchard et al., 2011). Commonly referred to as zero-shot, multi-domain generalization (ZS-MDG), this formulation assumes that labeled data from multiple source domains is available but with no access to the target domain.

The simplest solution to this problem is the vanilla empirical risk minimization (ERM) (Vapnik, 1999), which minimizes an average loss computed on data pooled together from all available source domains. The inability of this approach to exploit statistical discrepancies between domains has motivated the design of multi-domain learning techniques (Wang et al., 2021). However, recently Gulrajani *et al.* (Gulrajani and Lopez-Paz, 2021) reported that a powerful feature extractor coupled with effective model selection can make ERMs highly competitive on standard benchmarks. Since then there is renewed interest in better understanding and improving the performance of vanilla ERM. In this context, approaches that enforce ERM-based models to be consistent under appropriate data augmentations have become popular (Xu et al., 2021; Robey et al., 2021). Despite their effectiveness, choosing the most appropriate augmentation for a given dataset is challenging, and in practice, even advanced strategies, e.g., random convolutions, can provide varying degrees of performance gains across datasets.

In this paper, we take a different perspective for improving ZS-MDG by exploit the important link between domain-aware MDG solutions and the domain groups in a dataset. To this end, we first consider a recent distributional robust optimization algorithm (GroupDRO (Sagawa* et al., 2020)), wherein we develop a new variant GroupDRO++ that jointly infers optimal “domain” groups (through a clustering step) and performs multi-source model training with GroupDRO. Our analysis shows that, GroupDRO++ outperforms both the vanilla ERM and the standard GroupDRO implementation on all benchmarks.

Next, we consider another popular class of MDG methods, multi-domain ensembles. Existing ensembling methods (Chattopadhyay et al., 2020; Seo et al., 2020) typically combine multiple models (that can optionally share parameters) that are trained for each of the observed domains. However, it is non-trivial to use an approach like GroupDRO++ in this case, since GroupDRO++ requires integration of an auxiliary clustering step (e.g., K-means) and needs significant modification to the training process for joint optimization. Hence, We introduce DReaME (Domain Re-labeling for Multi-Domain Ensembles), that advances existing multi-domain ensembling techniques by implicitly reorganizing the data

samples into custom domain groupings during ensemble construction, through a novel meta optimization algorithm. Using extensive empirical studies on a large suite of multi-domain benchmarks, we argue that, one can learn invariances that are the most beneficial for out-of-domain generalization through a more meaningful re-grouping of data samples. Our results show that, the proposed approaches lead to significant performance gains over the ERM baseline, and more importantly, produce state-of-the-art performance on challenging datasets.

1.1 Contributions and Findings

We make the following contributions and findings in regard to ZS-MDG: (i) We hypothesize that domain groups play a critical role in determining the performance of MDG algorithms and validate the hypothesis with two popular MDG approaches; (ii) We introduce GroupDRO++ to infer “optimal” domain labels in a distributional robust optimization setting; (iii) Next, we propose DReaME, a new multi-domain ensembling method with implicit domain re-labeling. DReaME uses a gradient-matching based re-labeling strategy that is found to be empirically superior to other design choices; (iv) We investigate two model selection protocols for DReaME using only the source domain validation data; and (v) We perform extensive empirical studies with DomainBed (Gulrajani and Lopez-Paz, 2021) and a large suite of benchmarks (OfficeHome, Camelyon17-WILDS, PACS and Terra-Incognita), to demonstrate the effectiveness of our proposed approaches.

1.2 Paper Organization

The rest of this paper is organized as follows. Section 2 discusses the background on multi-domain generalization and known theoretical bounds on generalization error in comparison to standard ERM. Next, in Section 3, we present our hypothesis on the need for domain re-labeling. Sections 4 and 5 present our proposed algorithms that integrate automated domain discovery into two popular MDG algorithms, GroupDRO and multi-domain ensembles, respectively. Section 6 presents the empirical findings and a discussion on related work is provided in Section 7. Finally, Section 8 provides concluding remarks.

2. Background

Problem Setup Given access to K labeled source domains $\{\mathcal{D}_1, \dots, \mathcal{D}_K\}$ where $\mathcal{D}_k = \{(\mathbf{x}_i^k, y_i^k)\}_{i=1}^{N_k} \sim P_{XY}^{(k)}$ is the k^{th} domain comprising N_k image-label pairs, the goal is to generalize to any novel test domain \mathcal{D}^\dagger , without requiring labeled or unlabeled examples. We consider the homogeneous MDG setting *i.e.*, observed and unobserved domains share the same label space.

Vanilla ERM Here, the goal is to find a function $f : \mathbf{x} \rightarrow y$ that maps samples \mathbf{x} to labels y by minimizing the empirical risk on the pooled data:

$$\frac{1}{|\mathcal{D}|} \sum_{(\mathbf{x}_i, y_i) \in \mathcal{D}} \ell(f(\mathbf{x}_i), y_i); \quad \mathcal{D} := \bigcup_{k=1}^K \mathcal{D}_k, \quad (1)$$

where, ℓ is the loss function that measures predictive error, *e.g.*, cross-entropy, and $|\mathcal{D}|$ denotes the size of the pooled dataset.

Since this simple baseline method does not leverage the inherent discrepancies between the sources domains, one might expect this to be ineffective in practice. Surprisingly, this naïve solution has been found to produce competitive performance on standard domain generalization benchmarks (Gulrajani and Lopez-Paz, 2021). Consequently, there is a critical need to understand why MDG methods that leverage the knowledge about the domain groups do not provide non-trivial gains over ERM.

Improving ERM by Maximizing Worst-case Performance A major drawback of the formulation in (1) is that it treats all samples from all domains/groups equally and thus decreases the loss in an average sense. An insight from distributional robust optimization is that decreasing the error on worst-group can lead to better generalization. Hence, an important class of MDG algorithms attempts to decrease a weighted mean of the group-level (pre-specified in the dataset) losses with an adaptive domain-specific weighting, such that large weights are assigned to groups with higher error. Formally, let $g_i = k \in \{1, \dots, K\}$ denote the group to which a sample (\mathbf{x}_i, y_i) belongs to, where K is the total number of groups, and q_k is the weight assigned to a particular group. The risk now becomes

$$\frac{1}{|\mathcal{D}|} \sum_{(x_i, y_i, g_i) \in \mathcal{D}} q_{g_i} \ell(f(x_i), y_i); \quad \mathcal{D} := \bigcup_{k=1}^K \mathcal{D}_k. \quad (2)$$

For example, GroupDRO (Sagawa* et al., 2020) uses an update rule for q_g across iterations, such that a group with larger error is assigned a higher weight.

Error Bounds for MDG Before introducing our hypothesis on the crucial role that domain labels play, we briefly discuss existing theoretical bounds for MDG in a binary classification setting (Blanchard et al., 2011). Let us begin by defining a hyper-distribution \bar{P} on (\mathbf{x}, y) from which all source domains, $P_{XY}^{(k)}, k = 1, \dots, K$, and the target domain, P_{XY}^\dagger , are drawn from. In order to train a classifier f that generalizes to any possible target domain, one can leverage the knowledge of domain groupings during training. In such a case, the average risk can be estimated as follows:

$$\mathcal{E}(f) := \mathbb{E}_{P_{XY} \sim \bar{P}} \mathbb{E}_{(\mathbf{x}, y) \sim P_{XY}} \ell(f(P_X, \mathbf{x}), y), \quad (3)$$

where P_X is the marginal distribution for a domain drawn from \bar{P} . In practice, we use finite approximations for these expectations:

$$\hat{\mathcal{E}}(f) := \frac{1}{K} \sum_{k=1}^K \frac{1}{N_k} \sum_{i=1}^{N_k} \ell\left(f(\mathcal{X}_k, \mathbf{x}_i^k), y_i^k\right), \mathcal{X}_k = \{\mathbf{x}_i^k | (\mathbf{x}_i^k, y_i^k) \in \mathcal{D}_k\}. \quad (4)$$

The discrepancy between $\mathcal{E}(f)$ and the estimate $\hat{\mathcal{E}}(f)$ can be measured using an appropriate divergence in some hypothesis space for f . For example, Blanchard *et al.* (Blanchard et al., 2011) considered the space of f to be a reproducing kernel Hilbert space (RKHS), where the inducing kernel is of the form $k((P_X^{(m)}, \mathbf{x}_i^m), (P_X^{(n)}, \mathbf{x}_j^n))$. The following theorem provides an upper bound on the discrepancy $|\hat{\mathcal{E}}(f) - \mathcal{E}(f)|$:

Theorem 1 (Average risk estimation error bound for binary classification (Blanchard et al., 2011; Wang et al., 2021)). Assume that the loss function ℓ is L_ℓ -Lipschitz in its first argument and is bounded by B_ℓ . Assume also that the kernels k_X, k'_X and κ are bounded by $B_k^2, B_{k'}^2 \geq 1$ and B_κ^2 , respectively, and the canonical feature map $\Phi_\kappa : v \in \mathcal{H}_{k'_X} \mapsto \kappa(v, \cdot) \in \mathcal{H}_\kappa$ of κ is L_κ -Hölder of order $\alpha \in (0, 1]$ on the closed ball $\mathcal{B}_{\mathcal{H}_{k'_X}}(B_{k'})^1$. Then for any $r > 0$ and $\delta \in (0, 1)$, with probability at least $1 - \delta$, it holds that:

$$\sup_{f \in \mathcal{B}_{\mathcal{H}_\kappa}(r)} \left| \hat{\mathcal{E}}(f) - \mathcal{E}(f) \right| \leq C \left(B_\ell \sqrt{-K^{-1} \log \delta} \right. \quad (5)$$

$$\left. + r B_k L_\ell \left(B_{k'} L_\kappa (n^{-1} \log(K/\delta))^{\alpha/2} + B_\kappa / \sqrt{K} \right) \right), \quad (6)$$

where C is a constant.

For simplicity, assuming that $\forall N_k = N$, this upper bound becomes larger when (K, N) is replaced with $(1, KN)$ thus indicating that using domain groupings leads to lower error than pooling all of them as done by ERM (Wang et al., 2021). Under the light of this result, the success of ERM over methods that use domain labels is very surprising and warrants attention.

3. Need for Domain Re-labeling

An overarching assumption made by most existing MDG methods is that exploiting the domain groups (e.g., photos, art, cartoon, sketch in PACS Li et al. (2017) dataset) will lead to improved generalization. However, in practice, we find that these methods do not consistently provide non-trivial gains over ERM, particularly when fair model selection strategies are adopted Gulrajani and Lopez-Paz (2021). Hence, in this paper, we hypothesize that the domain labels play a crucial role in determining the trade-off between transferability (*i.e.* domain invariance features) and domain-level performance (*i.e.* worst group error). Formally, we state our hypothesis as follows:

Hypothesis: Existing MDG approaches that exclusively optimize for minimizing the discrepancy between pre-specified domain groups (*i.e.*, transferability) present the risk of compromising the performance in one or more of the source domains. Hence, we hypothesize that by constructing custom domain groups one can effectively trade-off transferability and domain-specific performance.

Consequently, we propose to improve existing domain-label aware learning techniques (GroupDRO and multi-domain ensembles in this paper) by including a custom domain discovery step into the training process. To this end, we consider two popular MDG algorithms – GroupDRO Sagawa* et al. (2020), a distributional robust optimization technique, and multi-domain ensembles. At a high-level, we ignore the domain-labels that come with

1. This means that for any $u, v \in \mathcal{B}_{\mathcal{H}_{k'_X}}(\mathcal{B}_{\mathcal{H}_{k'}})$, it holds that $\|\Phi_\kappa(u) - \Phi_\kappa(v)\| \leq L_\kappa \|u - v\|^\alpha$, where the norms are of the respective RKHSs.

Algorithm 1: GroupDRO++

Input: Set of training domains $\mathcal{D} := \{\mathcal{D}_1 \dots \mathcal{D}_K\}$, hyper-parameters $\lambda, \gamma, \eta_q, \alpha$
Output: Trained model $f(\theta) = h \circ c$ with feature extractor h and classifier c
Initialization: Model parameters $\theta^{(0)}$, group label for each sample $G := \{g_i\}$ and weights $\{q_k\}$;
for $iter$ **in** n_{iter} **do**
 for t **in** $1 \dots T$ **do**
 //run GroupDRO
 for k **in** $1 \dots K$ **do**
 | //update group weight $\bar{q}_k \leftarrow q_k \exp(\eta_q \ell(\theta^{(t-1)}; (\mathbf{x}, y)))$
 end
 //Renormalize q
 $q_k \leftarrow \frac{\bar{q}_k}{\sum_l \bar{q}_l}$;
 $\mathcal{L} = \sum_k q_k \sum_{\{(\mathbf{x}_i, y_i) | g_i = k\}} \ell(f(\mathbf{x}_i), y_i)$;
 $\mathcal{R} = \sum_i q_{g_i}^\gamma \ell(f(\mathbf{x}_i), y_i)$;
 //update θ
 $\theta^{(t)} \leftarrow \theta^{(t-1)} - \alpha \nabla_\theta (\mathcal{L} + \lambda \mathcal{R})$
 end
 //Cluster the samples//
 $\mathcal{Z} := \cup_i h(\mathbf{x}_i)$;
 $G \leftarrow K\text{-means}(\mathcal{Z})$
end

the dataset and attempt to re-categorize the data into custom domain groups during training. We describe in detail our proposed methods, GroupDRO++ and DReaME in Sections 4 and 5 respectively.

4. Improving GroupDRO with Custom Domain Discovery

While one can design a variety of approaches to group samples, we adopt a deep clustering-based solution (Caron et al., 2018) that iteratively clusters latent representations via K -means and uses the cluster-labels as domain-labels to perform GroupDRO training. We begin by first extracting the latent representations of data from all source domains via a pre-trained feature extractor h . We represent the features using the set $\mathcal{Z}: \{z_1, z_2, \dots, z_N\}$ with $z_i = h(\mathbf{x}_i)$, where N denotes total number of samples pooled from all source domains. Subsequently, \mathcal{Z} is clustered using K -Means to form M groups (can be equal to or different than K) and each sample can now be represented as a tuple (\mathbf{x}_i, y_i, g_i) , where g_i denotes the cluster label. The feature extractor h and the classifier c are trained with a GroupDRO style optimization *i.e.*, with adaptive weights for each group for a pre-specified number of iterations T , following which, we re-compute the latent representations for data using the updated model and perform clustering to refine the group labels.

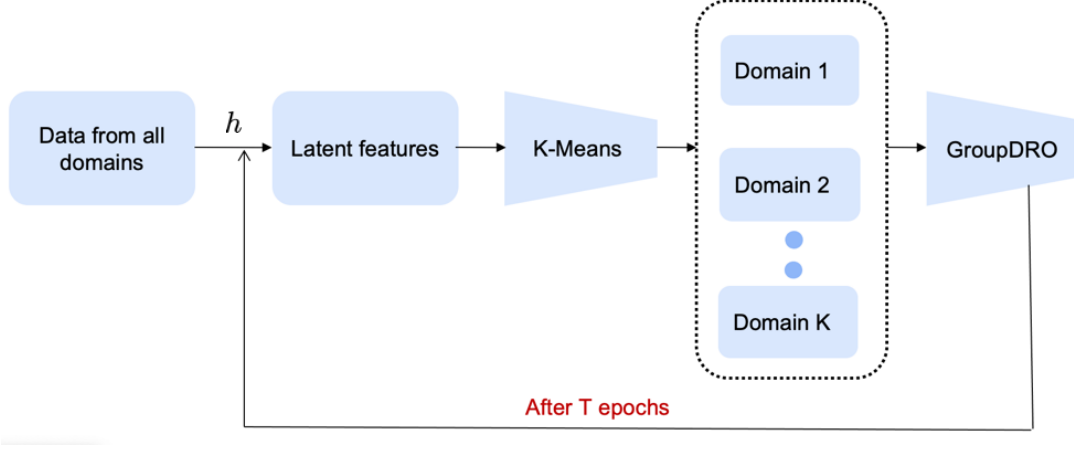


Figure 1: **GroupDRO++ Overview.** An illustration of our approach for generating custom domain groups to improve the GroupDRO technique.

Since the clustering algorithm is disconnected from the model training except when utilizing the updated features, it is important to regularize the training so that meaningful domain groups can be created. Note, ERM aggregates losses at the sample-level, while GroupDRO operates at the group level, and there is a need to enable a finer control. To illustrate this intuitively, consider these two non-desirable cases: (i) An individual sample can have a high loss while its group has been assigned a smaller weight. In this case, the update to the model $f = h \circ c$ via GroupDRO will not have the desired effect as the weight is low; (ii) On the other hand, a sample having a low loss value when its group has a larger weight. Due to this wrong group association, that sample would still contribute to the SGD update. To address these issues, we introduce a regularization term that balances both the group-level weighting and sample-level weighting:

$$\mathcal{R} = \ell(f(z_i), y_i) q_{g_i}^\gamma, \quad 0 < \gamma < 1.$$

Here $\ell(f(z_i), y_i)$ is the sample level mis-classification error, q_{g_i} is the weight assigned to the group that the sample belongs to and γ controls the sharpness of the regularizer. Thus, the final objective is given by $\ell(f(z_i), y_i) + \lambda \mathcal{R}$, where λ is the weight associated with the regularization term when attempting to maximize worst-case performance. Our algorithm is summarized in Algorithm 1.

5. Domain Re-Labeling for Multi-Domain Ensembles

In this section, we describe our approach for incorporating domain discovery in multi-domain ensembles.

Formally, we represent a multi-domain ensemble using a set of models $\{f_{\theta_m}\}_{m=1}^M$, where M is the ensemble size (typically set to the number of source domains K) and all models are initialized randomly. Upon training, the predictions for samples from a novel target domain \mathcal{D}^\dagger can be obtained as an unweighted average of predictions, *i.e.*, $\frac{1}{M} \sum_{m=1}^M f_{\theta_m}(\mathbf{x}_i), \forall \mathbf{x}_i \in \mathcal{D}^\dagger$. Labeled data from each observed domain \mathcal{D}_k is divided into three disjoint sets - train \mathcal{D}_k^t ,

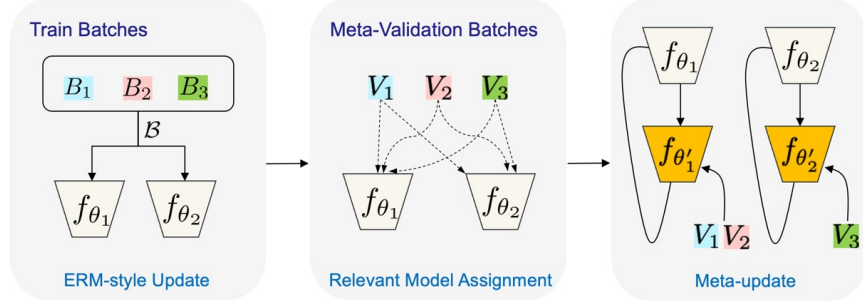


Figure 2: **DRaME overview**. In the meta-train stage, we compute ERM-style gradients for all models M_i using the data batch $\mathcal{B} := \{\mathcal{B}_1, \mathcal{B}_2, \mathcal{B}_3\}$ pooled from all source domains. Next, we use a novel model relevance score computation to assign each meta-validation batch to the most relevant model in the ensemble. Finally, we use a gradient-through-gradient update to learn each of the models f_{θ_i} .

meta-validation \mathcal{D}_k^v and held-out validation \mathcal{D}_k^{hv} . Note, in contrast to existing approaches, M can be different from K in DRaME.

Our approach is comprised of two stages, both operating at the mini-batch level - (i) **meta-train stage**: Obtain ERM-style gradients for each constituent member of the ensemble using the collection $\bigcup_k \mathcal{D}_k^t$ from all K source domains; (ii) **meta-test stage**: Utilize the proposed *model relevance score* (MRS) to determine the most appropriate model f_{θ_m} from the ensemble, to apply for each of the meta-validation sets \mathcal{D}_k^v and subsequently f_{θ_m} is updated only using meta-gradients from the subset of \mathcal{D}_k^v 's assigned to this model. This step enables the implicit re-organization of the validation mini-batches into different domain groups. In addition, we also explore the use of synthetic augmentations to create additional meta-validation batches for exposing the models to more diverse variations of data from the observed domains. Finally, the held-out validation sets $\{\mathcal{D}_k^{hv}\}$ are used for model selection (following standard practice). Algorithm 2 lists the steps involved in our algorithm.

5.1 Meta-train Stage:

In every iteration, K mini-batches $\{\mathcal{B}_k^t\}$ are randomly sampled from the K training sets $\{\mathcal{D}_k^t\}$, which are then pooled to form the data batch $\mathcal{B} := \bigcup_k \mathcal{B}_k^t \subset \mathcal{D}_k^t$ and passed as input to all M models (initialized randomly). The empirical risk

$$\mathcal{L}_{\theta_m} = \frac{1}{|\mathcal{B}|} \sum_{(\mathbf{x}_i, y_i) \in \mathcal{B}} \ell(f_{\theta_m}(\mathbf{x}_i), y_i), \forall m \in (1, \dots, M), \quad (7)$$

and the corresponding gradients for each of the models $\nabla_{\theta_m}(\mathcal{L}_{\theta_m})$ are computed independently w.r.t. \mathcal{B} . Akin to any MAML (Finn et al., 2017b) style algorithm, DRaME takes one gradient step for each of the models f_{θ_m} to obtain $f_{\theta'_m}$, *i.e.*,

$$\theta'_m = \theta_m - \alpha \nabla_{\theta_m} \mathcal{L}_{\theta_m}(\theta_m), \forall m \in (1, \dots, M) \quad (8)$$

with a pre-specified learning rate α .

Algorithm 2: DRaME training

Input: Set of training domains $\mathcal{D} := \{\mathcal{D}_1 \dots \mathcal{D}_K\}$
Output: Ensemble $\{f_{\theta_1}, \dots, f_{\theta_M}\}$
Initialization: Parameters $\{\theta_1, \dots, \theta_M\}$, meta-train sets $\{\mathcal{D}_1^t \dots \mathcal{D}_K^t\}$,
meta-validation sets $\{\mathcal{D}_1^v \dots \mathcal{D}_K^v\}$, hyper-parameters α, λ, η ;
for $iter$ **in** n_{iter} **do**
 //meta-train //
 for f_{θ_m} **in** $f_{\theta_1} \dots f_{\theta_M}$ **do**
 $\mathcal{B} = [\mathcal{B}_1, \dots, \mathcal{B}_K]$ // pool the minibatches from $\{\mathcal{D}_k^t\}$ //
 Compute empirical risk \mathcal{L}_{θ_m} w.r.t. \mathcal{B} , using eq. (7);
 //inner gradient update//
 Update $\theta'_m = \theta_m - \alpha \nabla_{\theta_m} \mathcal{L}_{\theta_m}(\theta_m)$
 end
 //model relevance score//
 for k **in** $1 \dots K$ **do**
 for f_{θ_m} **in** $f_{\theta_1} \dots f_{\theta_M}$ **do**
 sample a mini-batch \mathcal{V}_k from \mathcal{D}_k^v ;
 compute β_{km} using eq. (12);
 end
 end
 //meta-update//
 for f_{θ_m} **in** $f_{\theta_1} \dots f_{\theta_M}$ **do**
 Identify γ_m , the set of indices of meta-validation batches, assigned to f_{θ_m} ;
 Compute meta-test loss $\mathcal{G}_{\theta'_m}$ using eq. (10);
 Perform meta-update using eq. (11)
 end
end

5.2 Meta-test Stage

While the train stage is similar to conventional ERM, our goal is to build ensembles that implicitly identify optimal domain groups for improved generalization. To achieve this goal, we systematically regulate the gradient flow from the meta-validation batches to each of the constituent models based on a model relevance score. We denote a generic, model relevance scoring function by $S: \mathcal{V}_k \times f_{\theta_m} \rightarrow \mathbb{R}^+[0, 1]$ which scores the model f_{θ_m} for a mini-batch $\mathcal{V}_k \subset \mathcal{D}_k^v$ from the meta-validation dataset. We denote by β_{km} the resulting score *i.e.*,

$$\beta_{km} = S(\mathcal{V}_k, f_{\theta_m}) \quad (9)$$

We now discuss the optimization process and subsequently describe our proposed gradient-matching based MRS below.

Optimization: Intuitively, when the relevance score S is high, one expects that taking a gradient step for θ_m based on \mathcal{B} is highly likely to improve the performance on \mathcal{V}_k . Hence, we compute this relevance score between every pair of meta-validation mini-batches $\{\mathcal{V}_1, \dots, \mathcal{V}_K\}$ and the models $\{f_{\theta_1}, \dots, f_{\theta_M}\}$ to obtain the matrix $\beta \in \mathbb{R}^{K \times M}$. By identifying

the model with the largest β_{km} value, one can assign the most relevant model for each validation mini-batch \mathcal{V}_k . The final step is to compute the meta-gradients for $\theta_m, \forall m$ w.r.t. to their “relevant” domains and perform a gradient-through-gradient update. We denote the indices of meta-validation batches that are assigned to f_{θ_m} by $\gamma_m = \{j \in (1, \dots, K)\}$, such that for each j , model f_{θ_m} provides the largest MRS. The meta-validation loss $\mathcal{G}_{\theta'_m}$ of $f_{\theta'_m}$ using the relevant validation batches, γ_m , can be written as

$$\mathcal{G}_{\theta'_m} = \sum_{\forall (\mathbf{x}_i, y_i) \in \{\mathcal{V}_j\}, j \in \gamma_m} \ell(f_{\theta'_m}(\mathbf{x}_i), y_i), \quad (10)$$

where the definition of θ'_m comes from eq. 8. The final meta-update of f_{θ_m} using a gradient-through-gradient optimization can be written as follows:

$$\hat{\theta}_m = \theta_m - \lambda \frac{\partial(\mathcal{L}_{\theta_m} + \eta \mathcal{G}_{\theta'_m})}{\partial \theta_m}. \quad (11)$$

As a consequence of computing this assignment for meta-update in every iteration: (i) different parts of data from one source domain could get assigned to different models, thus producing a multi-domain ensemble that is guided by the inferred domain groups; (ii) in cases where none of the validation batches are assigned to a model, it converges to a standard ERM-based solution from eq. (8), which is still a strong baseline model.

MRS Design: As outlined above, through the MRS scoring function S , we determine assignment of a model for a given meta-validation batch. We considered the following choices for implementing S :

1. *Random Assignment:* In this case, S assigns randomly assigns each mini-batch to one of the models;
2. *All-to-All assignment:* Here, every validation mini-batch \mathcal{V}_k is assigned to all members of members;
3. *Loss-based assignment:* In this case, the empirical loss is used to determine the member assignment *i.e.*, $\beta_{km} = 1 - \frac{1}{|\mathcal{V}_k|} \sum_{(\mathbf{x}_i, y_i) \in \mathcal{V}_k} \ell(f_{\theta_m}(\mathbf{x}_i), y_i)$.
4. *Gradient-matching:* While empirical loss-based assignment is a reasonable choice, we propose to implement MRS through gradient-matching.

Definition 1 (Gradient-matching for model assignment).

$$\beta_{km} = \sum \nabla_{\theta_m}(\mathcal{L}_{\theta_m}) \cdot \nabla_{\theta_m}(\mathcal{G}_{\theta_m}^k), \quad (12)$$

where \mathcal{L}_{θ_m} and $\mathcal{G}_{\theta_m}^k$ are the empirical risks (eq. 1) computed using the model f_{θ_m} on the meta-train (\mathcal{B}) and meta-validation (\mathcal{V}_k) batches respectively.

The summation is over all parameters in θ_m , and this score computes the dot product between parameter sensitivities of θ_m w.r.t. the train and validation batches. Though gradient-matching has been used in different contexts - for example, model alignment in MAML (Finn et al., 2017b), task affinity in multi-task learning (Standley et al.,

2020), promoting diversity in active sample selection (Ash et al., 2020) etc., we make a surprising finding that gradient-based domain grouping is superior to loss-based grouping in domain re-labeling, though the latter metric is routinely used for model selection in MDG.

5.3 Model Selection Strategies

A crucial component of any ZS-MDG algorithm is the specification of a model selection criterion. Here, model selection mainly refers to the selection of appropriate training checkpoints to evaluate on the unobserved domain \mathcal{D}^\dagger . It was found in (Gulrajani and Lopez-Paz, 2021) that different model selection criteria lead to drastically different performance for the same method, thus making benchmarking of ZS-MDG approaches challenging.

In the context of MDG with ensemble-based approaches, the choice of model selection strategy has not been studied before. Note that, with DReaME, we perform inference for a test sample by averaging the predictions from all M models in the ensemble, $\mathbf{x} \in \mathcal{D}^\dagger$, $\hat{y} = \frac{1}{M} \sum_{m=1}^M f_{\theta_m}(\mathbf{x})$. Defining the accuracy function as $A : \mathbf{x} \times y \rightarrow \mathbb{R}^+[0, 1]$, we can compute the performance of an individual model for a domain k as $A(\mathcal{D}_k^{hv}; f_{\theta_m})$ and that of an ensemble as $A(\mathcal{D}_k^{hv}; \{f_{\theta_m}\})$. We investigate two model selection strategies in this study: **Overall Avg:** In this strategy, we choose the checkpoint in which each individual model f_{θ_m} produces high accuracy on each of the K domains, on average. In other words,

$$\arg \max_c \frac{1}{MK} \sum_{m=1}^M \sum_{k=1}^K A(\mathcal{D}_k^{hv}; f_{\theta_m}^c),$$

where c indicates the training checkpoint index.

Overall Ens: In this case, we choose the checkpoint in which the ensemble produces the highest accuracy for each of the K domains, on average.

$$\arg \max_c \frac{1}{K} \sum_{k=1}^K A(\mathcal{D}_k^{hv}; \{f_{\theta_m}^c\}).$$

5.4 Augmenting Meta-Validation Data

Our empirical study shows that by including synthetically augmented versions of the meta-validation batches, one can better leverage the intra-diversity in the source domains and further enhance the performance of DReaME. Formally, we use standard image augmentation strategies (details in Section 6) on the meta-validation batches $\{\mathcal{V}_1, \dots, \mathcal{V}_K\}$ to produce $\{\mathcal{V}_{K+1}, \dots, \mathcal{V}_{\bar{K}}\}$, where $\bar{K} - K$ is the number of additional batches. Note, through ablation studies, we demonstrate what role this augmentation for meta-validation data plays alongside the standard practice of training data augmentation adopted in the meta-train stage.

6. Experiments

6.1 Dataset Description

We evaluate DReaME using six standard visual MDG benchmarks (i) PACS (Li et al., 2017) dataset comprising 4 domains, namely photos, art, cartoon and sketches, with images

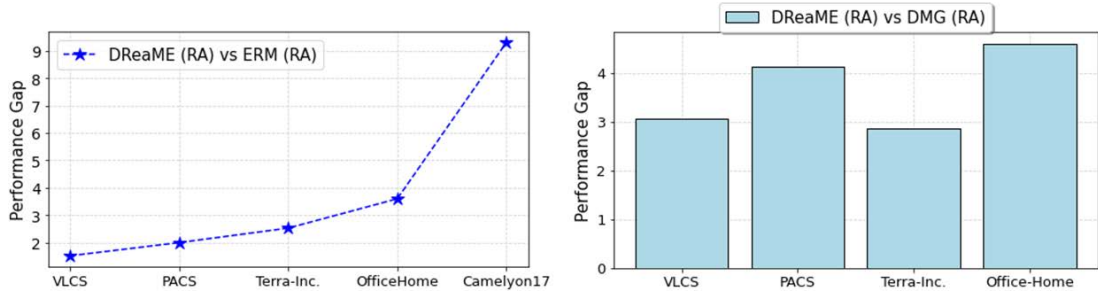


Figure 3: **Benchmarking DReaME.** Our proposed approach significantly improves upon ERM (left) as well as sophisticated ensemble construction methods (right) in ZS-MDG, wherein we obtain larger performance gains as the domain discrepancy becomes more severe.

belonging to 7 different classes; (ii) VLCS (Fang et al., 2013) dataset, which is also comprised of 4 domains corresponding to the four benchmark image datasets (Caltech101, LabelMe, SUN09 and VOC2007) and contains images from 5 classes; (iii) OfficeHome (Venkateswara et al., 2017) dataset containing images from 65 classes, where the images represent 4 different domains, namely art, clipart, product and real respectively; (iv) Terra Incognita (Beery et al., 2018) comprised of camera trap images of wild animals obtained from four different camera angles (*i.e.*, domains) and 10 different wildlife categories; and (v) Camelyon17-WILDS (Bandi et al., 2018; Koh et al., 2021) consisting roughly 400k images of potentially cancer cells taken at different hospitals and scanners.

6.2 Experimental Setup

Following standard practice in ZS-MDG, for every dataset except for Camelyon17-WILDS, we run experiments by leaving out one of K domains for testing while using the $K - 1$ domains for training. For Camelyon17-WILDS (Bandi et al., 2018; Koh et al., 2021), we use the standard protocol of using data from first three hospitals as training domains and use data from fourth and fifth hospitals as validation and testing domains. To enable a fair comparison with the state-of-the-art, we use ResNet-50 (He et al., 2016), pre-trained on ImageNet (Russakovsky et al., 2015) as the backbone feature extractor for all experiments.

For GroupDRO++, we use the following settings: (i) number of training iterations n_{iter} is set to 5000 and T to 300; (ii) number of groups is fixed at $K = 4$; (iii) λ, γ, η_q are set to 0.1, 0.3 and 0.2 respectively; (iv) batch size of 32 per domain; and (v) Adam optimizer (Kingma and Ba, 2015) with learning rate $5e - 5$.

For DReaME, we use a random 80-20 split from each of the source domains to obtain the train and validation sets, while the train set itself is further subdivided (80-20) to construct meta-train and meta-validation data. We report the mean and standard deviation of performance, obtained across three trials with different random seeds, for each experiment similar to (Gulrajani and Lopez-Paz, 2021). Across all experiments we use the following hyper-parameters: (i) batch size of 32 per domain; (ii) Adam optimizer (Kingma and Ba, 2015) with learning rate of $5e - 5$ (for both α and λ); (iii) number of training iterations set to 5000 and (iv) ensemble size M is set to 3. We implement DReaME into the publicly available DomainBed framework.

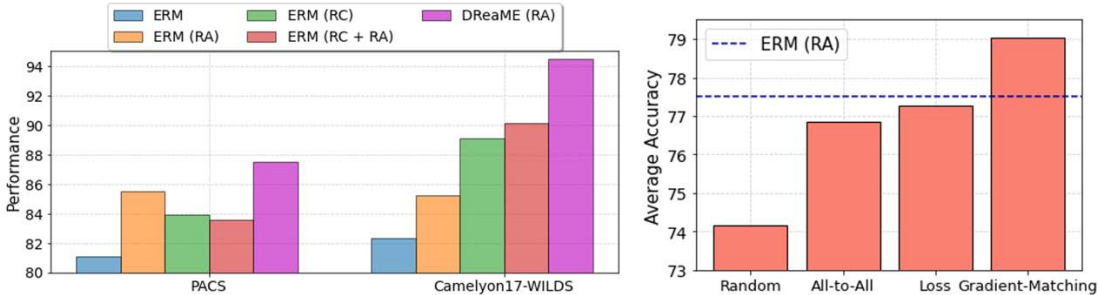


Figure 4: **Analysis of DReaME design.** (left) When compared to approaches that utilize advanced data augmentation strategies to improve generalization, DReaME eliminates the need for tailoring the augmentation strategy and is consistently effective for all benchmarks. In contrast, even sophisticated approaches such as RandConv (RC) or its combination with RandAug (RA) provide varying degrees of improvements over ERM (RA) across different datasets; (b) When compared against different design choices for the MRS function S , we find that the proposed gradient-matching performs the best.

In DReaME, the training mini-batches are augmented using a composition of the following augmentation choices: random horizontal flip, random color jitter and grayscaling with 10% probability, which we refer to as RandAug (RA). As described in Section 5.2, we also create additional meta-validation batches by augmenting each batch \mathcal{V}_k using subsets of augmentations used during training. We set η in eq. (11) to 1.0 and study the sensitivity of this hyper-parameter as part of our ablation study. We report results for both the proposed model selection strategies and our rigorous empirical study shows that the *Overall Avg.* strategy provides a small margin of improvement over *Overall Ens.*

Table 1: **Summary performance of popular ZS-MDG baselines obtained using GroupDRO++ and DReaME.** While the proposed GroupDRO++ improves over ERM and vanilla GroupDRO methods, DReaME with Overall (Avg.) model selection consistently achieves the best generalization performance.

Methods	PACS	VLCS	OfficeHome	TerraIncognita
ERM (RA)	85.5 \pm 0.2	77.5 \pm 0.4	66.5 \pm 0.3	46.1 \pm 1.8
IRM (Arjovsky et al., 2019)	83.5 \pm 0.8	78.5 \pm 0.5	64.3 \pm 2.2	47.6 \pm 0.8
MLDG (Li et al., 2018)	84.9 \pm 1.0	77.2 \pm 0.4	66.8 \pm 0.6	47.7 \pm 0.9
ARM (Zhang et al., 2020b)	85.1 \pm 0.4	77.6 \pm 0.3	64.8 \pm 0.3	45.5 \pm 0.3
RSC (Huang et al., 2020)	85.2 \pm 0.9	77.1 \pm 0.5	65.5 \pm 0.9	46.6 \pm 1.0
CORAL (Sun and Saenko, 2016)	86.2 \pm 0.3	78.8 \pm 0.6	68.7 \pm 0.3	47.6 \pm 1.0
GroupDRO (Sagawa* et al., 2020)	84.4 \pm 0.8	76.7 \pm 0.6	66.0 \pm 0.7	43.2 \pm 1.1
GroupDRO++ (ours)	86.66 \pm 0.4	79.81 \pm 0.5	67.1 \pm 0.3	47.45 \pm 0.3
DReaME (Avg.) (ours)	87.35 \pm 0.2	79.02 \pm 0.3	69.76 \pm 0.2	48.66 \pm 0.2

Table 2: **Performance of DReaME on the challenging WILDS-Camelyon17 benchmark.** In addition to being significantly superior to ERM (RA), DReaME outperforms best-performing methods such as SagNet (Nam et al., 2019) and CORAL (Sun and Saenko, 2016).

Method	Accuracy
ERM	82.31
ERM (RA)	85.21
CORAL (Sun and Saenko, 2016)	92.7
SagNet (Nam et al., 2019)	92.9
GroupDRO++ (ours)	86.7
DReaME (Avg.) (ours)	94.6

6.3 Key Findings

We now present a summary of the key findings from our empirical studies. We first find that re-labeling indeed leads to significant improvements over ERM thus providing evidence to our core hypothesis and sheds new light on the competitive behavior of ERM (Gulrajani and Lopez-Paz, 2021). From the results, we notice that GroupDRO, despite leveraging the domain labels, often performs poorly compared to the vanilla ERM. In contrast, GroupDRO++ improves upon both these baselines. Finally, we how that DReaME outperforms other existing ensembling strategies and produces state-of-the-art domain generalization performance.

Finding 1: GroupDRO++ and DReaME provide significant gains over ERM.

As can be seen from Figure 3 (left), Tables 1, 3 and 2, using custom domain groups is highly beneficial. Overall, across the benchmarks, both GroupDRO++ and DReaME improve over ERM by significant margins, in terms of average generalization performance, regardless of the level of cross-domain gap inherent to each of the datasets. Furthermore, it is clearly apparent that GroupDRO++ is consistently better than the vanilla GroupDRO implementation. Through the use of a deep ensemble backbone, DReaME produces the best performance among the two proposed methods. For example, datasets such as TerraIncognita, and Camelyon17 are known to contain much higher cross-domain discrepancies compared to VLCS, thus making zero-shot generalization more challenging. However, we find that DReaME with $M = 3$ achieves large performance gains over ERM and importantly, the gap with ERM widens as the severity of domain shift increases. In the challenging Camelyon17-WILDS dataset, DReaME provides $> 10\%$ gains over ERM. In order to gain insights into the behavior of DReaME, in Figure 5, we visualize examples images assigned to the three models ($M = 3$) in the ensemble. For this illustration, we trained DReaME using the art (A), cartoon (C) and photo (P) domains from the PACS benchmark. This clearly shows that images from the same input domain can be assigned to different groups, thus enabling improved generalization. Interestingly, we observe that each model evolves to specialize for different styles (in terms of image statistics) and semantic concepts (e.g., images corresponding to the *person* class are strongly representative of group 3).

Table 3: **Re-labeling domains improves generalization.** Here, for each dataset, we show the detailed generalization results for each of the domains using models trained with the remaining three domains. Both DReaME and GroupDRO++, which re-label samples from the different source domains and perform multi-domain training, lead to significant performance gains over ERM as well as the standard GroupDRO implementation.

Dataset: PACS					
Method	A	C	P	S	Average
ERM	84.7 ± 0.4	80.8 ± 0.6	97.2 ± 0.3	79.3 ± 1.0	85.5
GroupDRO	83.5 ± 0.9	79.1 ± 0.6	96.7 ± 0.3	78.3 ± 2.0	84.4
GroupDRO++ (ours)	84.99 ± 0.2	82.78 ± 0.4	97.4 ± 0.3	81.2 ± 0.6	86.6
DReaME (Avg.) (ours)	88.88 ± 1.0	81.9 ± 1.7	96.79 ± 0.4	81.84 ± 0.1	87.35
Dataset: VLCS					
Method	C	L	S	V	Average
ERM	97.7 ± 0.4	64.3 ± 0.9	73.4 ± 0.5	74.6 ± 1.3	77.5
GroupDRO	97.3 ± 0.3	63.4 ± 0.9	69.5 ± 0.8	76.7 ± 0.7	76.7
GroupDRO++ (ours)	98.41 ± 0.5	67.34 ± 0.8	75.7 ± 0.2	77.79 ± 0.4	79.81
DReaME (Avg.) (ours)	98.69 ± 0.6	65.99 ± 0.4	73.12 ± 0.5	78.27 ± 0.6	79.02
Dataset: OfficeHome					
Method	A	C	P	R	Average
ERM	61.30 ± 0.7	52.40 ± 0.3	75.80 ± 0.1	76.60 ± 0.3	66.53
GroupDRO	60.4 ± 0.7	52.7 ± 1.0	75.0 ± 0.7	76.0 ± 0.7	66.0
GroupDRO++ (ours)	61.2 ± 0.4	54.4 ± 0.2	75.9 ± 0.3	75.02 ± 0.2	67.1
DReaME (Avg.) (ours)	64.38 ± 1.2	55.48 ± 0.6	79.00 ± 0.7	80.16 ± 0.4	69.76
Dataset: Terra Incognita					
Method	L100	L38	L43	L46	Average
ERM	49.8 ± 4.4	42.1 ± 1.4	56.9 ± 1.8	35.7 ± 3.9	46.13
GroupDRO	41.2 ± 0.7	38.6 ± 2.1	56.7 ± 0.9	36.4 ± 2.1	43.2
GroupDRO++ (ours)	50.7 ± 0.9	44.5 ± 1.0	57.4 ± 0.8	37.2 ± 0.6	47.45
DReaME (Avg.) (ours)	53.65 ± 2.9	44.25 ± 1.7	56.4 ± 0.2	40.35 ± 0.6	48.66

Finding 2: DReaME outperforms existing ensembling methods with the same complexity.

We perform a comparative analysis of DReaME to a state-of-the-art multi-domain ensembling method, DMG (Chattopadhyay et al., 2020), which infers individual masks over the neurons for each of the source domains. Note that both DMG and DReaME are implemented using the DomainBed framework, and hence use the same experiment protocol, *i.e.*, architecture, augmentations etc. In Figure 3(right), the superiority of DReaME over DMG is clearly evident across all benchmarks, with improvements as high as 4.5% on the Office-Home benchmark. Through our ERM style update in the meta-train stage and by taking into account the relevance of a member w.r.t. to a domain during the meta-test stage, we effectively re-label the samples into optimal domain groups. Detailed results across datasets are reported in Table 1.

Finding 3: DReaME provides non-trivial improvements over SoTA DG methods.

Despite the effectiveness of ERM as a baseline, its inability to leverage domain discrepancies implies that there is a non-trivial performance gap between ERM and state-of-the-art MDG methods. Using rigorous comparisons with benchmarks created by (Gulrajani and Lopez-Paz, 2021), and compiled in Table 1, we find that DReaME is highly competitive with the SoTA methods, which rely on a variety of strategies to leverage cross-domain discrepancies. Interestingly, our approach produces state-of-the-art results on PACS (+1.1%), VLCS(+1.2%), Office-Home (+1.36%) and matches the performance of the state-of-the-art SagNet on the TerraIncognita dataset. Similarly, as showed in Table 2, on Camelyon17, DReaME achieves an accuracy of 94.6%, outperforming best-performing approaches such as SagNet and CORAL by a margin of $\sim 2\%$.

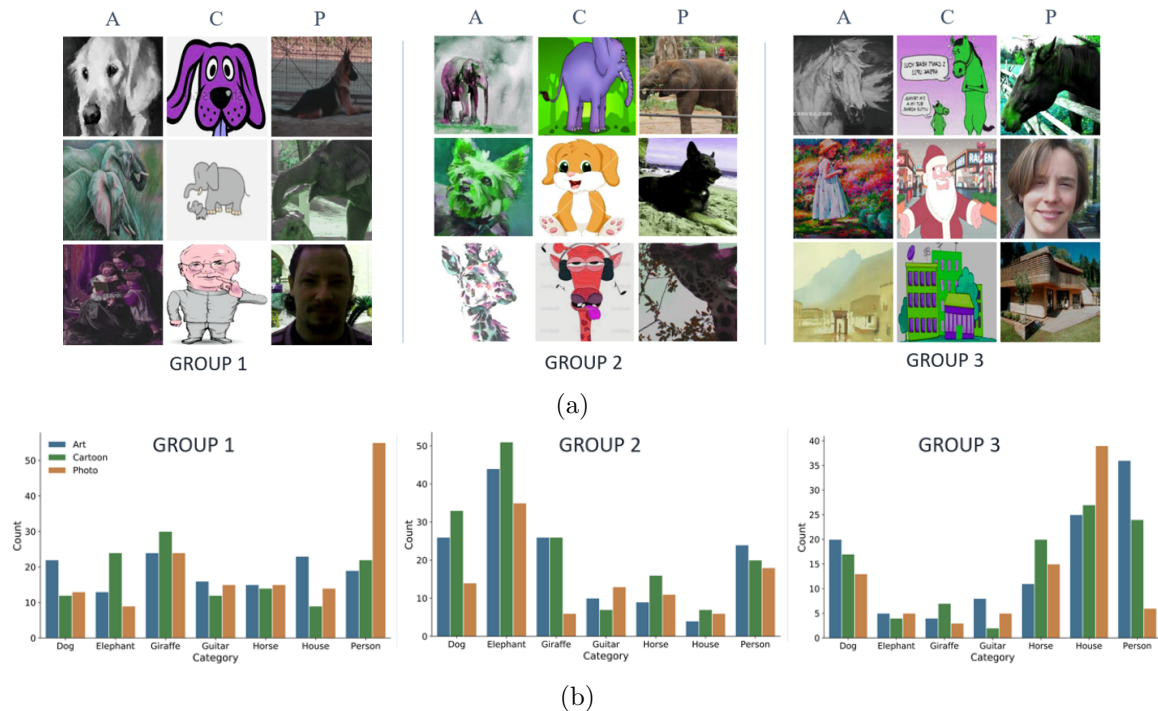


Figure 5: **Visualizing the groups inferred using DReaME.** (a) For this visualization, we trained DReaME using A (art), C (cartoon) and P (photo) domains from the PACS dataset and show randomly selected example images assigned to each of the three models in the ensemble. We notice that the MRS scoring based on gradient-matching assigns different subsets of each input domain to different groups; (b) We plot the distribution of class labels in each of the inferred domain groups. Interestingly, while MRS assigns different subsets of domains to different groups, it does not perform a trivial category split. In fact, our approach is able to effectively exploit the intra- and inter-domain discrepancies in order to evolve meaningful groups that maximally benefit the generalization performance.

6.4 Ablations

In this section, we perform ablation experiments to understand (i) the role of our proposed gradient-matching based MRS; (ii) the impact of meta-validation and train augmentation; (iii) the choice of η and lastly (iv) the impact of ensemble size on generalization performance.

6.4.1 CHOICE OF MRS STRATEGY

As explained in Section 5, we experimented with four different choices for the scoring function S . In Figure 4(right), we show the effect of these choices on the performance using the VLCS dataset. We find that the proposed gradient-matching based MRS performs the best, considerably outperforming loss-based model assignment.

6.4.2 IMPACT OF META-VALIDATION AND TRAIN AUGMENTATION

In Table 4, we show how the performance of DReaME varies when the augmentation protocol is changed. As discussed earlier, we divide data from each observed domain into three disjoint sets - train, meta-validation and held-out validation. We explore whether adding synthetic augmentations to create additional meta-validation batches can lead to improved implicit grouping. Note that, in this setup, we applied standard augmentation (following DomainBed) to the meta-train batches. It is evident from the table that, removing meta-validation augmentation leads upto 1.5% decrease in accuracy in the cases of VLCS and Office Home datasets.

We performed another ablation by not including any augmentation to the meta-train batches, while still considering synthetically augmented meta-validation batches. We observed that, for benchmarks with larger cross-domain gap such as, TerraIncognita (Beery et al., 2018), removing augmentation during training has significant effect on performance with upto 2.8% drop and unsurprisingly the performance in this case of no train augmentation is lower than ERM with train augmentation. In contrast, with benchmarks such as VLCS, not applying train augmentation does not show any apparent impact.

Table 4: **Impact of augmenting meta-train and meta-validation sets.** Without meta-validation augmentation and only train augmentation, we observed reduced performance across all benchmarks. On the other hand, omitting train augmentation and including only meta-validation leads to bigger performance drops on more challenging datasets such as TerraIncognita.

Method		PACS	VLCS	Office Home	Terra Incognita
DReaME (No Meta-Valid Aug)	Avg	86.93 ± 0.73	78.50 ± 0.17	69.37 ± 0.12	48.38 ± 0.73
	Ens	86.58 ± 1.52	77.06 ± 0.05	68.74 ± 0.28	47.99 ± 0.97
DReaME (No Train Aug)	Avg	85.46 ± 1.29	78.88 ± 0.45	69.05 ± 0.28	45.87 ± 1.13
	Ens	85.21 ± 1.26	78.52 ± 0.27	69.29 ± 0.36	46.09 ± 0.52
DReaME	Avg	87.35 ± 0.22	79.02 ± 0.20	69.76 ± 0.48	48.66 ± 0.85
	Ens	87.21 ± 0.94	78.40 ± 0.19	70.06 ± 0.16	48.48 ± 0.96

Table 5: **Impact of the choice of η .** We find that DReaME is stable w.r.t. change in η values.

Choice of η		A	C	P	R	Avg.
$\eta = 1$	Avg	63.08	55.52	78.60	79.80	69.25
	Ens	64.72	55.09	78.60	81.15	69.89
$\eta = 0.8$	Avg	63.44	56.41	77.42	79.06	69.08
	Ens	62.98	54.85	77.43	79.23	68.62
$\eta = 0.6$	Avg	62.61	56.65	76.63	78.91	68.70
	Ens	62.52	57.18	76.54	78.60	68.71
$\eta = 0.4$	Avg	63.54	56.41	77.06	79.35	69.09
	Ens	62.72	56.41	76.83	79.29	68.81
$\eta = 0.2$	Avg	63.13	56.67	76.60	79.98	69.10
	Ens	62.05	56.16	76.46	79.58	68.56

6.4.3 CHOICE OF η

Next, we studied the sensitivity of the penalty η , a hyper-parameter that controls the penalty for the meta-validation loss in eq. (11) in terms of the performance of DReaME using the OfficeHome (Venkateswara et al., 2017) dataset. As evidenced in Table 5, for values greater than 0.2 the performance of DReaME is stable with respect to changes in η .

6.4.4 IMPACT OF ENSEMBLE SIZE.

The ensemble size M is a standard hyper-parameter in any ensembling approach. The complexity (size) of the ensemble is controlled such that a simple averaging strategy can still work for unseen test domains. When M becomes large and models become diverse, one might require a “manager” module to select a specific model from the ensemble. However, the ensemble size is not necessarily connected to the number of domains and for simplicity, we fixed $M = 3$ for all cases (identified using parameter search on PACS, VLCS). Table 6 shows the performance of DReaME on VLCS (Fang et al., 2013) at different ensemble sizes ($M = 2, 3, 4$). We observe that while a three-model ensemble outperforms two-model ensemble by almost 2%, there is no significant improvement achieved beyond $M = 3$. We note that at this time the choice of M is empirical, and extending this framework to automatically identify the required number of models, such that simple averaging of predictions from the ensemble can still be effective, is part of our future work.

7. Related Work

In several computer vision tasks, deep models are often found to generalize poorly to out-of-distribution (OOD) data. Consequently, several problem formulations have emerged to address this critical limitation, for example, unsupervised domain adaptation, domain generalization and test-time adaptation. These approaches are typically differentiated by

Table 6: **Impact of change in ensemble size.** For the VLCS benchmark, We observed that there was no improvement beyond $M = 3$.

Choice of M		C	L	S	V	Avg.
M = 2	Avg	98.32	62.58	69.04	77.78	76.93
	Ens	98.05	62.40	72.88	76.78	77.53
M = 3	Avg	98.69	65.99	73.12	78.27	79.02
	Ens	98.60	65.61	72.26	77.11	78.4
M = 4	Avg	98.58	65.84	72.58	78.02	78.76
	Ens	98.58	65.43	72.76	78.41	78.80

the assumptions made on the access to source (ID) data and target (OOD) data. In this section, we provide a brief review of different multi-domain generalization approaches as it relates to our method. In particular, we organize existing methods broadly into methods that are domain-label agnostic and those that leverage the domain groups.

Domain-Label Agnostic MDG This class of approaches ignores the domain labels and assumes the observed data from multiple sources to be drawn from a joint distribution. A prototypical example is the standard ERM (Vapnik, 1999) training, which pools data from all source domains and infers a classifier that minimizes the risk on this pooled set. While this method has been long known to be inferior to domain-label aware methods, a recent large-scale study showed that with powerful feature extractors such as Resnet-50 (He et al., 2016) and consistent model selection criteria, ERM is indeed a strong baseline. Huang *et al.* (Huang et al., 2020) propose to improve upon ERM by iteratively discarding the top p -percentile gradients in final layers of the network by zeroing them and then performing an update. They observed that by discarding top- p gradients leads to better OOD generalization as compared to discarding top- p features (Park and Kwak, 2016). Pezeshki *et al.* (Pezeshki et al., 2021) further studied the interesting gradient starvation phenomenon that arises in ERM when optimized through gradient descent. They observed that ERM training captures only a subset of features while other predictive features are ignored, and hence spectral decoupling can be used to regularize the process.

7.1 Domain-Label Aware MDG

More recent approaches in MDG attempt to improve generalization by leveraging the prior knowledge about the domain groups (*e.g.* photos, art, cartoon, sketch in PACS (Li et al., 2017) dataset). At the core, these methods learn invariant features by decreasing the discrepancy between the different domains. For example, CORAL (Sun and Saenko, 2016) and CAADA (caa, 2020) simultaneously infer an effective classifier, while also matching the feature covariance matrices across different training domains either through customized loss functions or through adversarial learning. On the other hand, Gretton *et al.* (Gretton et al., 2012) directly minimize the maximum mean discrepancy between different domains.

In the pioneering work of DANN (Ganin et al., 2016), Ganin *et al.* utilized adversarial learning to learn domain-invariant features by constructing a gradient reversal layer.

Several follow-up works (Akuzawa et al., 2019; Albuquerque et al., 2020) improved upon DANN by explicitly considering statistical dependence between domains. Style-Agnostic network (Nam et al., 2019) is another recently proposed method that attempts to reduce the style bias corresponding to each domain by editing the styles through an adversarial learning paradigm. Building upon mixup (Zhang et al., 2017), a popular approach in the image-classification setting, many methods (Yan et al., 2020; Xu et al., 2020) have proposed inter-domain mixup *i.e.*, learning from linearly interpolated examples from random pairs of domains and their labels. Marginal transfer learning (MTL) (Blanchard et al., 2017, 2011) proposes to build classifiers that take in an additional input in the form of a domain-specific prototypical feature embedding. Adaptive risk minimization (ARM) (Zhang et al., 2020b) further improves upon MTL by using a separate embedding convolutional neural network. Arjovsky *et al.* (Arjovsky et al., 2019) subsequently introduced the paradigm of Invariant risk minimization (IRM) and proposed to learn feature representations such that there is a classifier that is simultaneously optimal for all domains. In general, causal learning has inspired MDG approaches such as IRM (Arjovsky et al., 2019), MatchDG (Mahajan et al., 2021) and Deep CAMA (Zhang et al., 2020a). Meta-learning approaches such as MLDG (Li et al., 2018) build upon the MAML (Finn et al., 2017a) framework to learn a feature extractor using only $K - 1$ domains and the K^{th} domain to perform the meta-update.

Given the inherent limitations of ERM in handling multi-domain data (Blanchard et al., 2011), researchers have explored the use of distributional robust optimization methods (Sagawa* et al., 2020; Liu et al., 2021; Krueger et al., 2021) that attempt to reduce the worst-group error *i.e.*, the training domain with the highest error, by suitably weighting the loss function. In particular, GroupDRO (Sagawa* et al., 2020) is a popular example that utilizes an adaptive sample weighting mechanism to suitably adjust the loss function.

Finally, multi-domain ensembling forms an important class of MDG approaches that are often found to produce state-of-the-art generalization at the cost of the need to train and infer with multiple models. Existing multi-domain ensembling methods typically combine models independently trained on each of the source domains (Mancini et al., 2018; Li et al., 2019; Seo et al., 2020; Chattopadhyay et al., 2020; Matsuura and Harada, 2020). For example, (Seo et al., 2020) uses a common model across the members of the ensemble, while allowing domain-specific normalization layers. On the other hand, (Chattopadhyay et al., 2020) proposed to build domain-specific masks over neurons and optimized the masks for minimizing cross-domain feature overlap. Furthermore, other existing approaches have also focused on building an additional model to determine the weights to be used while aggregating the predictions from different models in an ensemble at test time (Wang et al., 2020). While this approach could be seen as having a *manager* from the Mixture of Experts literature, by design, we cannot employ such an approach when generalizing to an unseen domain in the zero-shot setting. This is due to the fact that in ZS-MDG problems, we can neither assume access to a collection of samples from the unseen domain, nor can we expect the *manager* model to automatically withstand the complex distribution shifts.

8. Conclusion

In this work, we explored the benefits of domain re-labeling in zero-shot multi-domain generalization. In particular, we considered two popular classes of MDG algorithms, namely

distributional robust optimization and multi-domain ensembling, to demonstrate our hypothesis. While we utilized an explicit clustering step to design GroupDRO++, through DReaME we proposed a meta-optimization strategy to produce multi-domain ensembles with implicit re-labeling. While the underlying MDG techniques and the strategies used for re-labeling are vastly different across these two solutions, we find that both the proposed approaches lead significant improvements in generalization performance over their standard implementations with original domain labels from the dataset. Using rigorous empirical studies on standard benchmarks, we find that both GroupDRO++ and DReaME are able to outperform the ERM baseline, and on challenging datasets, achieve state-of-the-art MDG performance. Uncovering the theoretical underpinnings to understand the link between the choice of domain groups and MDG performance, and designing generic re-labeling strategies that can be readily integrated into any MDG method are crucial future research directions.

Acknowledgements

This work was performed under the auspices of the U.S. Department of Energy by the Lawrence Livermore National Laboratory under Contract No. DE-AC52-07NA27344, Lawrence Livermore National Security, LLC.

References

- Correlation-aware adversarial domain adaptation and generalization. *Pattern Recognition*, 100:107124, 2020. ISSN 0031-3203. doi: <https://doi.org/10.1016/j.patcog.2019.107124>. URL <https://www.sciencedirect.com/science/article/pii/S003132031930425X>.
- Kei Akuzawa, Yusuke Iwasawa, and Yutaka Matsuo. Adversarial invariant feature learning with accuracy constraint for domain generalization. In *Joint European Conference on Machine Learning and Knowledge Discovery in Databases*, pages 315–331. Springer, 2019.
- Isabela Albuquerque, João Monteiro, Mohammad Darvishi, Tiago H Falk, and Ioannis Mitliagkas. Adversarial target-invariant representation learning for domain generalization. 2020.
- Martin Arjovsky, Léon Bottou, Ishaan Gulrajani, and David Lopez-Paz. Invariant risk minimization. *arXiv preprint arXiv:1907.02893*, 2019.
- Jordan T. Ash, Chicheng Zhang, Akshay Krishnamurthy, John Langford, and Alekh Agarwal. Deep batch active learning by diverse, uncertain gradient lower bounds. In *International Conference on Learning Representations*, 2020. URL <https://openreview.net/forum?id=ryghZJBKPS>.
- Peter Bandi, Oscar Geessink, Quirine Manson, Marcory Van Dijk, Maschenka Balkenhol, Meyke Hermesen, Babak Ehteshami Bejnordi, Byungjae Lee, Kyunghyun Paeng, Aoxiao Zhong, et al. From detection of individual metastases to classification of lymph node status at the patient level: the camelyon17 challenge. *IEEE transactions on medical imaging*, 38(2):550–560, 2018.

- Sara Beery, Grant Van Horn, and Pietro Perona. Recognition in terra incognita. In *Proceedings of the European Conference on Computer Vision (ECCV)*, pages 456–473, 2018.
- G Blanchard, AA Deshmukh, U Dogan, et al. Domain generalization by marginal transfer learning. arxiv preprint arxiv: 171107910. 2017.
- Gilles Blanchard, Gyemin Lee, and Clayton Scott. Generalizing from several related classification tasks to a new unlabeled sample. *Advances in neural information processing systems*, 24:2178–2186, 2011.
- Mathilde Caron, Piotr Bojanowski, Armand Joulin, and Matthijs Douze. Deep clustering for unsupervised learning of visual features. In *Proceedings of the European Conference on Computer Vision (ECCV)*, pages 132–149, 2018.
- Prithvijit Chattopadhyay, Yogesh Balaji, and Judy Hoffman. Learning to balance specificity and invariance for in and out of domain generalization. In *European Conference in Computer Vision (ECCV)*, 2020.
- Weijian Deng, Liang Zheng, Qixiang Ye, Guoliang Kang, Yi Yang, and Jianbin Jiao. Image-image domain adaptation with preserved self-similarity and domain-dissimilarity for person re-identification. In *Proceedings of the IEEE conference on computer vision and pattern recognition*, pages 994–1003, 2018.
- Chen Fang, Ye Xu, and Daniel N Rockmore. Unbiased metric learning: On the utilization of multiple datasets and web images for softening bias. In *Proceedings of the IEEE International Conference on Computer Vision*, pages 1657–1664, 2013.
- Chelsea Finn, Pieter Abbeel, and Sergey Levine. Model-agnostic meta-learning for fast adaptation of deep networks. In *International conference on machine learning*, pages 1126–1135. PMLR, 2017a.
- Chelsea Finn, Pieter Abbeel, and Sergey Levine. Model-agnostic meta-learning for fast adaptation of deep networks. In *International Conference on Machine Learning*, pages 1126–1135. PMLR, 2017b.
- Yaroslav Ganin, Evgeniya Ustinova, Hana Ajakan, Pascal Germain, Hugo Larochelle, François Laviolette, Mario Marchand, and Victor Lempitsky. Domain-adversarial training of neural networks. *The journal of machine learning research*, 17(1):2096–2030, 2016.
- Arthur Gretton, Karsten M Borgwardt, Malte J Rasch, Bernhard Schölkopf, and Alexander Smola. A kernel two-sample test. volume 13, pages 723–773. JMLR. org, 2012.
- Ishaan Gulrajani and David Lopez-Paz. In search of lost domain generalization. In *International Conference on Learning Representations*, 2021. URL <https://openreview.net/forum?id=1QdXeXDwI>.
- Kaiming He, Xiangyu Zhang, Shaoqing Ren, and Jian Sun. Deep residual learning for image recognition. In *Proceedings of the IEEE conference on computer vision and pattern recognition*, pages 770–778, 2016.

- Judy Hoffman, Eric Tzeng, Taesung Park, Jun-Yan Zhu, Phillip Isola, Kate Saenko, Alexei Efros, and Trevor Darrell. Cycada: Cycle-consistent adversarial domain adaptation. In *International conference on machine learning*, pages 1989–1998. PMLR, 2018.
- Zeyi Huang, Haohan Wang, Eric P Xing, and Dong Huang. Self-challenging improves cross-domain generalization. *arXiv preprint arXiv:2007.02454*, 2, 2020.
- Diederik P Kingma and Jimmy Ba. Adam: A method for stochastic optimization. In *International Conference on Learning Representations (ICLR)*, 2015.
- Pang Wei Koh, Shiori Sagawa, Sang Michael Xie, Marvin Zhang, Akshay Balsubramani, Weihua Hu, Michihiro Yasunaga, Richard Lanus Phillips, Irena Gao, Tony Lee, et al. Wilds: A benchmark of in-the-wild distribution shifts. In *International Conference on Machine Learning*, pages 5637–5664. PMLR, 2021.
- David Krueger, Ethan Caballero, Joern-Henrik Jacobsen, Amy Zhang, Jonathan Binas, Dinghuai Zhang, Remi Le Priol, and Aaron Courville. Out-of-distribution generalization via risk extrapolation (rex). In *International Conference on Machine Learning*, pages 5815–5826. PMLR, 2021.
- Da Li, Yongxin Yang, Yi-Zhe Song, and Timothy M Hospedales. Deeper, broader and artier domain generalization. In *Proceedings of the IEEE international conference on computer vision*, pages 5542–5550, 2017.
- Da Li, Yongxin Yang, Yi-Zhe Song, and Timothy Hospedales. Learning to generalize: Meta-learning for domain generalization. In *Proceedings of the AAAI Conference on Artificial Intelligence*, volume 32, 2018.
- Da Li, Jianshu Zhang, Yongxin Yang, Cong Liu, Yi-Zhe Song, and Timothy M Hospedales. Episodic training for domain generalization. In *Proceedings of the IEEE/CVF International Conference on Computer Vision*, pages 1446–1455, 2019.
- Evan Z Liu, Behzad Haghgoo, Annie S Chen, Aditi Raghunathan, Pang Wei Koh, Shiori Sagawa, Percy Liang, and Chelsea Finn. Just train twice: Improving group robustness without training group information. In *International Conference on Machine Learning*, pages 6781–6792. PMLR, 2021.
- Divyat Mahajan, Shruti Tople, and Amit Sharma. Domain generalization using causal matching. In *International Conference on Machine Learning*, pages 7313–7324. PMLR, 2021.
- Massimiliano Mancini, Samuel Rota Bulò, Barbara Caputo, and Elisa Ricci. Best sources forward: domain generalization through source-specific nets. In *2018 25th IEEE international conference on image processing (ICIP)*, pages 1353–1357. IEEE, 2018.
- Toshihiko Matsuura and Tatsuya Harada. Domain generalization using a mixture of multiple latent domains. In *Proceedings of the AAAI Conference on Artificial Intelligence*, volume 34, pages 11749–11756, 2020.

- Hyeonseob Nam, HyunJae Lee, Jongchan Park, Wonjun Yoon, and Donggeun Yoo. Reducing domain gap via style-agnostic networks. *arXiv preprint arXiv:1910.11645*, 2019.
- Sunghoon Park and Nojun Kwak. Analysis on the dropout effect in convolutional neural networks. In *Asian conference on computer vision*, pages 189–204. Springer, 2016.
- Mohammad Pezeshki, Oumar Kaba, Yoshua Bengio, Aaron C Courville, Doina Precup, and Guillaume Lajoie. Gradient starvation: A learning proclivity in neural networks. *Advances in Neural Information Processing Systems*, 34:1256–1272, 2021.
- Alexander Robey, George J. Pappas, and Hamed Hassani. Model-based domain generalization. *ArXiv*, abs/2102.11436, 2021.
- Olga Russakovsky, Jia Deng, Hao Su, Jonathan Krause, Sanjeev Satheesh, Sean Ma, Zhiheng Huang, Andrej Karpathy, Aditya Khosla, Michael Bernstein, Alexander C. Berg, and Li Fei-Fei. ImageNet Large Scale Visual Recognition Challenge. *International Journal of Computer Vision (IJCV)*, 115(3):211–252, 2015. doi: 10.1007/s11263-015-0816-y.
- Shiori Sagawa*, Pang Wei Koh*, Tatsunori B. Hashimoto, and Percy Liang. Distributionally robust neural networks. In *International Conference on Learning Representations*, 2020. URL <https://openreview.net/forum?id=ryxGuJrFvS>.
- Seonguk Seo, Yumin Suh, Dongwan Kim, Geeho Kim, Jongwoo Han, and Bohyung Han. Learning to optimize domain specific normalization for domain generalization. In *Computer Vision—ECCV 2020: 16th European Conference, Glasgow, UK, August 23–28, 2020, Proceedings, Part XXII 16*, pages 68–83. Springer, 2020.
- Trevor Standley, Amir Zamir, Dawn Chen, Leonidas Guibas, Jitendra Malik, and Silvio Savarese. Which tasks should be learned together in multi-task learning? In *International Conference on Machine Learning*, pages 9120–9132. PMLR, 2020.
- Baochen Sun and Kate Saenko. Deep coral: Correlation alignment for deep domain adaptation. In *European conference on computer vision*, pages 443–450. Springer, 2016.
- Antonio Torralba and Alexei A Efros. Unbiased look at dataset bias. In *CVPR 2011*, pages 1521–1528. IEEE, 2011.
- Vladimir N Vapnik. An overview of statistical learning theory. *IEEE transactions on neural networks*, 10(5):988–999, 1999.
- Hemanth Venkateswara, Jose Eusebio, Shayok Chakraborty, and Sethuraman Panchanathan. Deep hashing network for unsupervised domain adaptation. In *Proceedings of the IEEE Conference on Computer Vision and Pattern Recognition*, pages 5018–5027, 2017.
- Jindong Wang, Cuiling Lan, Chang Liu, Yidong Ouyang, and Tao Qin. Generalizing to unseen domains: A survey on domain generalization. *CoRR*, abs/2103.03097, 2021.
- Mei Wang and Weihong Deng. Deep visual domain adaptation: A survey. *Neurocomputing*, 312:135–153, 2018.

- Shujun Wang, Lequan Yu, Kang Li, Xin Yang, Chi-Wing Fu, and Pheng-Ann Heng. Dofe: Domain-oriented feature embedding for generalizable fundus image segmentation on unseen datasets. *IEEE Transactions on Medical Imaging*, 39(12):4237–4248, 2020.
- Minghao Xu, Jian Zhang, Bingbing Ni, Teng Li, Chengjie Wang, Qi Tian, and Wenjun Zhang. Adversarial domain adaptation with domain mixup. In *Proceedings of the AAAI Conference on Artificial Intelligence*, volume 34, pages 6502–6509, 2020.
- Zhenlin Xu, Deyi Liu, Junlin Yang, Colin Raffel, and Marc Niethammer. Robust and generalizable visual representation learning via random convolutions. In *International Conference on Learning Representations*, 2021. URL <https://openreview.net/forum?id=BVSM0x3EDK6>.
- Shen Yan, Huan Song, Nanxiang Li, Lincan Zou, and Liu Ren. Improve unsupervised domain adaptation with mixup training. *arXiv preprint arXiv:2001.00677*, 2020.
- Cheng Zhang, Kun Zhang, and Yingzhen Li. A causal view on robustness of neural networks. *Advances in Neural Information Processing Systems*, 33:289–301, 2020a.
- Hongyi Zhang, Moustapha Cisse, Yann N Dauphin, and David Lopez-Paz. mixup: Beyond empirical risk minimization. *arXiv preprint arXiv:1710.09412*, 2017.
- Marvin Zhang, Henrik Marklund, Nikita Dhawan, Abhishek Gupta, Sergey Levine, and Chelsea Finn. Adaptive risk minimization: A meta-learning approach for tackling group distribution shift. *arXiv preprint arXiv:2007.02931*, 2020b.
- Kaiyang Zhou, Yongxin Yang, Yu Qiao, and Tao Xiang. Domain generalization with mixstyle. In *International Conference on Learning Representations*, 2021. URL <https://openreview.net/forum?id=6xHJ37MVxxp>.