

# SnapFuzz: An Efficient Fuzzing Framework for Network Applications

Anastasios Andronidis  
Imperial College London  
London, United Kingdom  
a.andronidis@imperial.ac.uk

Cristian Cadar  
Imperial College London  
London, United Kingdom  
c.cadar@imperial.ac.uk

## ABSTRACT

In recent years, fuzz testing has benefited from increased computational power and important algorithmic advances, leading to systems that have discovered many critical bugs and vulnerabilities in production software. Despite these successes, not all applications can be fuzzed efficiently. In particular, stateful applications such as network protocol implementations are constrained by their low fuzzing throughput and the need to develop fuzzing harnesses that reset their state and isolate their side effects.

In this paper, we present *SnapFuzz*, a novel fuzzing framework for network applications. *SnapFuzz* offers a robust architecture that transforms slow asynchronous network communication into fast synchronous communication, snapshots the target at the latest point at which it is safe to do so, speeds up all file operations by redirecting them to a custom in-memory filesystem, and removes the need for many fragile modifications, such as configuring time delays or writing clean-up scripts, together with several other improvements.

Using *SnapFuzz*, we fuzzed five popular networking applications: LightFTP, TinyDTLS, Dnsmasq, LIVE555 and Dcmqrscp. We report impressive performance speedups of 62.8x, 41.2x, 30.6x, 24.6x, and 8.4x, respectively, with significantly simpler fuzzing harnesses in all cases. Through its performance advantage, *SnapFuzz* has also found 12 extra crashes compared to *AFLNet* in these applications.

## 1 INTRODUCTION

Fuzzing is an effective technique for testing software systems, with popular fuzzers such as *AFL* and *LibFuzzer* having found thousands of bugs in both open-source and commercial software. For instance, Google has discovered over 25,000 bugs in their products and over 22,000 bugs in open-source code using greybox fuzzing [1].

Unfortunately, not all software can benefit from such fuzzing campaigns. One important class of software, network protocol implementations, are difficult to fuzz. There are two main difficulties: the fact that in-depth testing of such applications needs to be aware of the network protocol they implement (e.g. FTP, DICOM, SIP), and the fact that they have side effects, such as writing data to the file system or exchanging messages over the network.

There are two main approaches for testing such software in a meaningful way. One approach, adopted by Google’s *OSS-Fuzz*, is to write unit-level test drivers that interact with the software via its API [26]. While such an approach can be effective, it requires significant manual effort, and does not perform system-level testing where an actual server instance interacts with actual clients.

A second approach, used by *AFLNet* [31], performs system-level testing by starting actual server and client processes, and generating random message exchanges between them which nevertheless

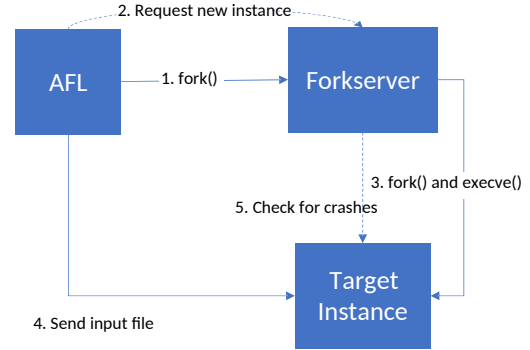


Figure 1: Architecture of *AFL*’s forkserver mode.

follow the underlying network protocol. Furthermore, it does so without needing a specification of the protocol, but rather by using a corpus of real message exchanges between server and clients. *AFLNet*’s approach has significant advantages, requiring less manual effort and performing end-to-end testing at the protocol level.

While *AFLNet* makes important advances in terms of fuzzing network protocols, it has two main limitations. First, it requires users to add or configure various time delays in order to make sure the protocol is followed, and to write clean-up scripts to reset the state across fuzzing iterations. Second, it has poor fuzzing performance, caused by asynchronous network communication, various time delays, and expensive file system operations, among others.

*SnapFuzz* addresses both of these challenges thorough a robust architecture that transforms slow asynchronous network communication into fast synchronous communication, speeds up file operations and removes the need for clean-up scripts via an in-memory filesystem, and improves other aspects such as delaying and automating the forkserver placement, correctly handling signal propagation and eliminating developer-added delays.

These improvements significantly simplify the construction of fuzzing harnesses for network applications and dramatically improve fuzzing throughput in the range of 8.4x to 62.8x (mean: 24.6x) for a set of five popular server benchmarks.

## 2 FROM AFL TO AFLNET TO SNAPFUZZ

In this section, we first discuss how *AFL* and *AFLNet* work, focusing on their internal architecture and performance implications, and then provide an overview of *SnapFuzz*’s architecture and main contributions.

## 2.1 American Fuzzy Lop (AFL)

AFL [29] is a greybox fuzzer that uses an effective coverage-guided genetic algorithm. AFL uses a modified form of edge coverage to efficiently identify inputs that change the target application’s control flow.

In a nutshell, AFL first loads user-provided initial seed inputs into a queue, picks an input, and mutates it using a variety of strategies. If a mutated input covers a new state, it is added to the queue and the cycle is repeated.

At a systems level, AFL’s simplest mode (called *dumb mode*) is to restart the target application from scratch by forking first and then creating a fresh process via `execve`. When this happens, with the OS loader first initializing the target application and its libraries into memory. AFL then sends to the new process the fuzzed input through a file descriptor that usually points to an actual file or `stdin`. Lastly, AFL waits for the target to terminate, but kills it if a predefined timeout is exceeded. These steps are repeated for every input AFL wants to provide to the target application.

AFL’s dumb mode is rather slow as too much time is spent on loading and initialising the target and its libraries (such as `libc`) for every generated input. Ideally, the application would be restarted after all these initialisation steps are done, as they are irrelevant to the input provided by AFL. This is exactly what AFL’s *forkserver mode* offers, as shown in Figure 1.

In this mode, AFL first creates a child server called the *forkserver* (step 1 in Figure 1), which loads the target application via `execve` and freezes it just before the main function is about to start.

Then, in each fuzzing iteration, the following steps take place in a loop: AFL requests a new target instance from the forkserver (step 2), the forkserver creates a new instance (step 3), AFL sends fuzzed input to this new instance (step 4), and the forkserver checks the target instance for crashes (step 5).

With this forkserver snapshotting mechanism, AFL replaces the loading overhead by a much less expensive fork call, while guaranteeing that the application will be at its initial state for every freshly generated input from AFL. In the most recent versions of AFL, this is implemented as an LLVM pass, but other methods that do not require access to the source code are also available.

One additional optimisation that AFL offers is the *deferred forkserver mode*. In this mode, the user can manually add in the target’s source code a special call to an internal function of AFL in order to instruct it to create the forkserver at a later stage in the execution of the target application. This can provide significant performance benefits in the common case where the target application needs to perform a long initialisation phase before it is able to consume AFL’s input. Unfortunately though, this mode requires the user not only to have access to the source code of the target application, but also knowledge of the internals of the target application in order to place the deferred call at the correct stage of execution. As we will explain in §3.4, the forkserver placement has several restrictions (e.g. it cannot be placed after file descriptors are created) and if these restrictions are violated, the fuzzing campaign can waste a lot of time exploring invalid executions.

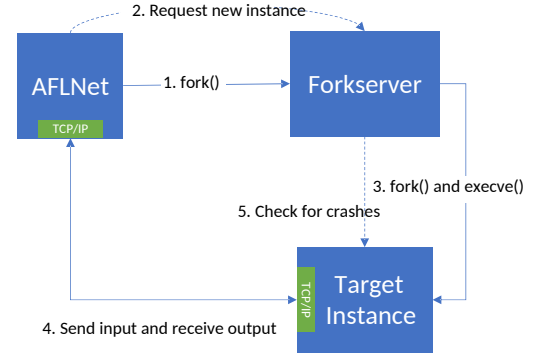


Figure 2: Architecture of AFLNet.

## 2.2 AFLNet

AFL essentially targets applications that receive inputs via files (with `stdin` a special file type). This means that it is not directly applicable to network applications, as they expect inputs to arrive through network sockets and follow an underlying *network protocol*.

AFLNet [31] extends AFL to work with network applications. Its most important contribution is that it proposes a new algorithm on how to generate inputs that follow the underlying network protocol (e.g. the FTP, DNS or SIP protocols). More specifically, AFLNet infers the underlying protocol via examples of recorded message exchanges between a client and the server.

AFLNet also extends AFL by building the required infrastructure to direct the generated inputs through a network socket to the target application, as shown in Figure 2. More precisely, from a systems perspective, AFLNet acts as the client application. After a configurable delay waiting for the server under fuzzing to initialize, it sends inputs to the server through TCP/IP or UDP/IP sockets, with configurable delays between those deliveries (we describe the various time delays needed by AFLNet in §3.2). AFLNet consumes the replies from the server (or else the server might block) and also sends to the server a `SIGTERM` signal after each exchange is deemed complete, as usually network applications run in infinite loops.

As shown in Figure 2, the architecture of AFLNet is similar to that of AFL’s deferred forkserver mode, except that communication takes place over the network instead of via files.

Network applications like databases or FTP servers are often stateful, keeping track of their state by storing information to various files. This can create issues during a fuzzing campaign because when AFLNet restarts the application, its state might be tainted by information from a previous execution. To avoid this problem, AFLNet requires the user to write custom *clean-up scripts* that are invoked to reset any filesystem state.

We use the term *fuzzing harness* to refer to all the code that users need to write in order to be able to fuzz an application. In AFLNet, this includes the client code, the various time delays that need to be manually added, and the clean-up scripts. One important goal of SnapFuzz is to simplify the creation of fuzzing harnesses for network applications.

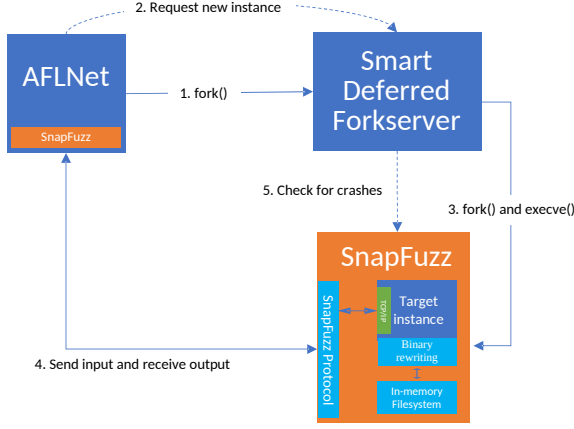


Figure 3: Architecture of *SnapFuzz*.

### 2.3 SnapFuzz

*SnapFuzz* is built on top of *AFLNet* by revamping its networking communication architecture as shown in Figure 3, without any modifications to *AFLNet*’s fuzzing algorithm.

*SnapFuzz*’s main goals are (1) to improve the performance (throughput) of fuzzing network applications, and (2) lower the barrier for testing network applications by simplifying the construction of fuzzing harnesses, in particular by eliminating the need to add manually-specified time delays and to write clean-up scripts. At the same time, it is not a goal of *SnapFuzz* to improve in any way *AFL*’s and *AFLNet*’s fuzzing algorithms or mutation strategies.

At a high level, *SnapFuzz* achieves its significant performance gains by: optimising all networking communications by eliminating synchronisation delays (*the SnapFuzz protocol*); automatically injecting *AFL*’s forking deeper into the application than otherwise possible and without the user’s intervention (*smart deferred forkserver*); performing binary rewriting-enabled optimisations which eliminate additional delays and inefficiencies; automatically resetting any filesystem state; and optimising filesystem writes by redirecting them into an in-memory filesystem.

*SnapFuzz* also makes fuzzing harness development easier and in some cases trivial by completely removing the need for manual code modifications. Such manual changes are often required to: reset the state of either the target or its environment after each fuzzing iteration; terminate the target, as usually servers run in infinite loops; pin the CPU to threads and processes; and add deferred forkserver support to the target.

Figure 3 shows the architecture of *SnapFuzz*. While at a high-level it resembles that of *AFLNet*, there are several important changes. First, *SnapFuzz* intercepts the external actions of the target application using *binary rewriting* (§3.1). It then monitors the behaviour of both the target application and the *AFLNet* client in order to eliminate synchronisation delays using its *SnapFuzz protocol* (§3.2). Second, a custom in-memory filesystem is added, to improve performance and facilitate resetting the state after each fuzzing iteration (§3.3). Third, the forkserver is replaced by a smart deferred forkserver, which automates and optimizes the forkserver placement (§3.4). We describe the main components of *SnapFuzz* in detail in the next section.

## 3 DESIGN

*SnapFuzz* has two main goals: significantly increase fuzzing throughput, and simplify the construction of fuzzing harnesses.

At a high-level, *SnapFuzz* accomplishes these goals by intercepting all the communication between the target application and its environment via binary rewriting (§3.1). By controlling this communication, *SnapFuzz* can then:

- (1) Implement an efficient network fuzzing protocol which notifies the fuzzer when the target application is ready to accept a new request or when a response is ready to be consumed (§3.2). This improves fuzzing throughput and eliminates the need for all the custom delays that *AFLNet* users need to insert in order to synchronise the communication between the fuzzer and the target application. *SnapFuzz* also replaces internet sockets by UNIX domain sockets, which improves performance, and implements an efficient server termination strategy.
- (2) Redirect all file operations to use an in-memory filesystem (§3.3). This improves the performance of filesystem operations, and obviates the need for user-provided clean-up scripts, as *SnapFuzz* can automatically clean up after each fuzzing iteration by simply discarding the in-memory state.
- (3) Automatically place and defer the forkserver (“smart deferred forkserver”) to the latest safe point (§3.4). This improves performance and eliminates the need for manual annotations.
- (4) Eliminate custom delays, unnecessary system calls and potentially expensive clean-up routines that are part of the target application, correctly propagate signals from child processes, and better control CPU affinity (§3.5).

### 3.1 Binary Rewriting

*SnapFuzz* implements a load-time binary rewriting subsystem that dynamically intercepts both the OS loader’s and the target’s functionalities in order to monitor and modify all external behaviours of the target application.

Applications interact with the external world via *system calls*, such as `read()` and `write()` in Linux, which provide various OS services. As an optimization, Linux provides some services via *vDSO* (*virtual Dynamic Shared Object*) calls. *vDSO* is essentially a small shared library injected by the kernel in every application in order to provide fast access to some services. For instance, `gettimeofday()` is typically using a *vDSO* call on Linux.

The main goal of the binary rewriting component of *SnapFuzz* is to intercept all the system calls and *vDSO* calls issued by the application being fuzzed, and redirect them to a *system call handler*. §4.1 presents the implementation details.

By intercepting the target application’s interactions with its outside environment at this level of granularity, *SnapFuzz* can significantly increase fuzzing throughput and eliminate the need for custom delays and scripts, as we discuss in the next subsections.

### 3.2 SnapFuzz Network Fuzzing Protocol: Eliminating Communication Delays

Network applications often implement multistep protocols with multiple requests and replies per session. One of *AFLNet*’s main contributions is to infer the network protocol starting from a set of recorded message exchanges. However, *AFLNet* cannot guarantee

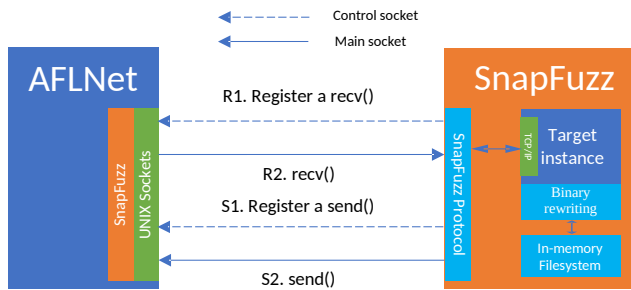


Figure 4: Messages exchanged for each rcv and send.

that during a certain fuzzing iteration the target will indeed respect the protocol. Deviations might be possible for instance due to a partly-incorrect protocol being inferred, bugs in the target application, or most commonly due to the target not being ready to send or receive a certain message.

Therefore, *AFLNet* performs several checks and adds several user-specified delays to ensure communication is in sync with the protocol. These communication delays, which can significantly degrade the fuzzing throughput, are:

- (1) A delay to allow the server to initialise before *AFLNet* attempts to communicate.
- (2) A delay specifying how long to wait before concluding that no responses are forthcoming and instead try to send more information, and
- (3) A delay specifying how long to wait after each packet is sent or received.

These delays are necessary, as otherwise the OS kernel will reject packets that come too fast while the target is not ready, and *AFLNet* will desynchronize from its state machine. But they cause a lot of time to be wasted, essentially because *AFLNet* does not know whether the target is ready to send or receive information.

*SnapFuzz* overcomes this challenge through a simple but effective network fuzzing protocol. The protocol keeps track of the next action of the target, and notifies *AFLNet* about it. Figure 4 shows the messages exchanged between *SnapFuzz* and *AFLNet* on each rcv (for receiving data) and send (for sending data) system calls. Essentially, to avoid the need for the communication delays discussed above, *SnapFuzz* informs *AFLNet* when the target is about to issue a rcv or a send. This is performed by introducing an additional *control socket* (implemented via an efficient UNIX domain socket), which is used as a send-only channel from the *SnapFuzz* plugin to *AFLNet*.

The *SnapFuzz* network fuzzing protocol additionally implements the following two optimisations:

**UNIX Domain Sockets.** The standard Internet sockets (TCP/IP and UDP/IP) used by *AFLNet* to communicate to the target and send it fuzzed inputs are unnecessarily slow. As observed before [38], replacing them with UNIX domain sockets can lead to significant performance speed-ups. We discuss how this is achieved in §4.3.

**Efficient Server Termination.** Network servers usually run in a loop. This loop is terminated either via a special protocol-specific keyword or an OS signal. Since *AFLNet* cannot guarantee that each

fuzzing iteration will finish via a termination keyword, if the target does not terminate, it sends it a SIGTERM signal and waits for it to terminate. Signal delivery is slow and also servers might take a long time to properly terminate execution. In the context of fuzzing, proper termination is not so important, while fuzzing throughput is. *SnapFuzz* implements a simple mechanism to terminate the server: when it receives an empty string, it infers that the fuzzer has no more inputs to provide and the application is instantly killed. This obviously has the downside that it could miss bugs in the termination routines, but these could be tested separately.

In summary, the *SnapFuzz* network fuzzing protocol improves fuzzing performance (significantly, as shown in the evaluation) and simplifies fuzzing harness construction by eliminating the need to manually specify three different communication delays.

### 3.3 Efficient State Reset

*AFLNet* users typically have to write a clean-up script to reset the application state after each fuzzing iteration. For instance, LightFTP under *AFLNet* requires a script that cleans up any directories or files that have been created in the previous iteration. Under *SnapFuzz*, there is no need for such a clean-up script, which simplifies the test harness construction, and improves performance by avoiding the invocation of the clean-up script.

*SnapFuzz* solves this challenge by employing an in-memory filesystem. Using the in-memory filesystem tmpfs under UNIX is a well-known optimisation in the context of fuzzing.<sup>1,2,3</sup>

*SnapFuzz* uses an in-memory filesystem both for efficiency and for removing the need for clean-up scripts involving filesystem state. However, we are not using tmpfs, but a custom in-memory filesystem that uses the memfd\_create system call for files and the Libsqlifs library for directories (see §4.2 for details). This allows us to quickly duplicate state after forking, as explained below.

In the simplest case where *AFL* checkpoints the target application before main, no filesystem modifications have happened at the point where the forkserver is placed. So when a fuzzing iteration has finished, the target application process just exits and the OS discards its memory, which includes any in-memory filesystem modifications made during fuzzing. Then, when the forkserver spawns a new instance of the target application, the filesystem is brought back to a state where all initial files of the actual filesystem are unmodified.

The situation is more complicated when the deferred forkserver is placed after the target application has already created some files. In our implementation, which is based memfd\_create, when the forkserver creates a new instance to be fuzzed, the Linux kernel shares the memory pages associated with the newly-created in-memory files between the new instance and the forkserver. Note that using tmpfs would not solve this issue—as far as we know, there is no way to duplicate a tmpfs filesystem in a copy-on-write way. This sharing of pages between the new instance and the forkserver is problematic, as now any modifications to the in-memory files by the fuzzed application instance will persist even after the

<sup>1</sup><https://www.cipherdyne.org/blog/2014/12/ram-disks-and-saving-your-ssd-from-afl-fuzzing.html>

<sup>2</sup>[https://medium.com/@dhiraj\\_mishra/fuzzing-vim-53d7cf9b5561](https://medium.com/@dhiraj_mishra/fuzzing-vim-53d7cf9b5561)

<sup>3</sup><https://www.cis.upenn.edu/~sga001/classes/cis331f19/hws/hw1.pdf>



instance finishes execution. So in the next iteration, when the forkserver creates a new instance, this new instance will inherit those modifications too.

*SnapFuzz* solves this issue as follows. First, note that *SnapFuzz* knows whether the application is executing before or after the forkserver’s checkpoint, as it intercepts all system calls, including `fork`. While the target application executes before the forkserver’s checkpoint, *SnapFuzz* allows all file interactions to be handled normally. When a new instance is requested from the forkserver, *SnapFuzz* recreates in the new instance all in-memory files registered in the in-memory filesystem and copies all their contents by using the efficient `sendfile` system call once per in-memory file.

### 3.4 Smart Deferred Forkserver

As discussed in §2.1, the deferred forkserver can offer great performance benefits by avoiding initialisation overheads in the target. Such overheads include loading the shared libraries used by the target, parsing configuration files and cryptographic initialisation routines. Unfortunately, for the deferred forkserver to be used, the user needs to manually modify to source code of the target. Furthermore, the deferred forkserver cannot be used after the target has created threads, child processes, temporary files, network sockets, offset-sensitive file descriptors, or shared-state resources, so the user has to carefully decide where to place it: do it too early and optimisation opportunities are missed, do it too late and correctness is affected.

*SnapFuzz* makes two important improvements to the deferred forkserver: first, it makes it possible to defer it much further than usually possible with *AFL*’s architecture, and second, it does so automatically, without any need for manual source modifications.

The two components which enable *SnapFuzz* to place the forkserver after many system calls which normally would have caused problems are: (1) its custom network fuzzing protocol which allows it to skip network setup calls such as `socket` and `accept` (§3.2) and (2) its in-memory filesystem, which transforms filesystem operations into in-memory changes (§3.3).

Via binary rewriting, *SnapFuzz* intercepts each system call, and places the forkserver just before it encounters either a system call that spawns new threads (`clone`, `fork`), or one used to receive input from a client. The reason *SnapFuzz* still has to stop before the application spawns new threads is that the forkserver relies on `fork` to spawn new instances to be fuzzed, and `fork` cannot reconstruct existing threads—in Linux, forking a multi-threaded application creates a process with a single thread [4]. As a possible mitigation, we tried to combine *SnapFuzz* and the *pthsem* / *GNU pth* library [12]—a green threading library that provides non-preemptive priority-based scheduling, with the green threads executing inside an event-driven framework—but the performance overhead was too high.

In particular, we used *pthsem* with *LightFTP*, as this application has to execute two `clone` system calls before it accepts input. With *pthsem* support, *SnapFuzz*’s forkserver can skip these two `clone` calls, as well as 37 additional system calls, as now *SnapFuzz* can place the forkserver just before *LightFTP* is ready to accept input. However, despite this gain, the overall performance was 10% lower than in the version of *SnapFuzz* without *pthsem*, due to the overhead

of this library. Ideally, *SnapFuzz* should implement a lightweight thread reconstruction mechanism to recreate all dead threads, but this is left as future work.

### 3.5 Additional Binary Rewriting-enabled Optimizations

In this section, we discuss several additional optimizations performed by *SnapFuzz*, which are enabled by its binary rewriting-based architecture. They concern developer-added delays, writes to `stdout/stderr`, signal propagation, and CPU affinity, and highlight the versatility of *SnapFuzz*’s approach in addressing a variety of challenges and inefficiencies when fuzzing network applications.

**3.5.1 Eliminating developer-added delays.** Occasionally, network applications add sleeps or timeouts in order to avoid high CPU utilisation when they poll for new connections or data. *SnapFuzz* removes these delays via binary rewriting, making those calls use a more aggressive polling model.

We also noticed that in some cases application developers deliberately choose to add sleeps in order to wait for various events. For example, *LightFTP* adds a one second sleep in order to wait for all its threads to terminate. This might be fine in a production environment, but during a fuzzing campaign such a delay is unnecessary and expensive. *SnapFuzz* completely skips such sleeps by intercepting and then not issuing this family of system calls at all.

**3.5.2 Avoiding `stdout/stderr` writes.** By default, *AFL* redirects `stdout` and `stderr` to `/dev/null`. This is much more performant than actually writing to a file or any other medium, as the kernel optimizes those operations aggressively. *SnapFuzz* goes one step further and saves additional time by completely skipping any system call that targets `stdout` or `stderr`.

**3.5.3 Signal Propagation.** Some applications use a multi-process rather than a multi-threaded concurrency model. In this case, if a subprocess crashes with a segfault, the signal might not be propagated properly to the forkserver and the crash missed. We stumbled upon this case with the *Dcmqrscp* server (§5.5) where a valid new bug was manifesting, but *AFLNet* was unable to detect the issue as the main process of *Dcmqrscp* never checked the exit status of its child processes.

As *SnapFuzz* has full control of the system calls of the target, whenever a process is about to exit, it checks the exit status of its child processes too. If an error is detected, it is raised to the forkserver.

**3.5.4 Smart affinity.** *AFL* assumes that its targets are single-threaded and thus tries to pin the fuzzer and the target to two free CPUs. Unfortunately, there is no mechanism to handle multi-threaded applications, other than just turning off *AFL*’s pinning mechanism. *SnapFuzz* can detect when a new thread or process is about to be spawned as both `clone` and `fork` system calls are intercepted. This creates the opportunity for *SnapFuzz* to take control of thread scheduling by pinning threads and processes to available CPUs. *SnapFuzz* implements a very simple algorithm that pins every newly created thread or process to the next available CPU.

## 4 IMPLEMENTATION

*SnapFuzz* is implemented on top of *AFLNet*, and targets the Linux platform. However, the ideas in *SnapFuzz* could be implemented using other fuzzers and operating systems. Below, we provide implementation details related to binary rewriting (§3.1), our in-memory filesystem (§4.2), and the use of UNIX domain sockets (§4.3).

### 4.1 Binary Rewriting

Binary rewriting in *SnapFuzz* employs two major components: 1) the rewriter module, which scans the code for specific functions, vDSO and system call assembly opcodes, and redirects them to the plugin module, and 2) the plugin module where *SnapFuzz* resides.

**Rewriter.** *SnapFuzz* is an ordinary dynamically linked executable that is provided with a path to a target application together with the arguments to invoke it with. When *SnapFuzz* is launched, the expected sequence of events of a standard Linux operating system are taking place, with the first step being the dynamic loader that loads *SnapFuzz* and its dependencies in memory.

When *SnapFuzz* starts executing, it inspects the target’s ELF binary to obtain information about its interpreter, which in our implementation is always the standard Linux *ld* loader. *SnapFuzz* then scans the loader code for system call assembly opcodes and some special functions in order to instruct the loader to load the *SnapFuzz* plugin. In particular, the rewriter: (1) intercepts the dynamic scanning of the loader in order to append the *SnapFuzz* plugin shared object as a dependency, and (2) intercepts the initialisation order of the shared libraries in order to prepend the *SnapFuzz* plugin initialisation code (in the *.preinit\_array*).

After the *SnapFuzz* rewriter finishes rewriting the loader, execution is passed to the rewritten loader in order to load the target application and its library dependencies. As the normal execution of the loader progresses, *SnapFuzz* intercepts its *mmap* system calls used to load libraries into memory, and scans these libraries in order to recursively rewrite their system calls and redirect them to the *SnapFuzz* plugin. The *SnapFuzz* rewriter is based on the open-source load-time binary rewriter SaBRe [14].

**Plugin.** After the loader completes, execution is passed to the target application, which will start by executing *SnapFuzz*’s initialisation function. Per the ELF specification, execution starts from the function pointers of *.preinit\_array*. This is a common ELF feature used by LLVM sanitizers to initialise various internal data structures early, such as the shadow memory [32, 33]. *SnapFuzz* is using the same mechanism to initialise its subsystems like its in-memory filesystem before the execution starts.

After the initialisation phase of the plugin, control is passed back to the target and normal execution resumed. At this stage, the *SnapFuzz* plugin is only executed when the target is about to issue a system call or a vDSO call. When this happens, the plugin checks if the call should be intercepted, and if so, it redirects it to the appropriate handler, and then returns back control to the target.

### 4.2 In-memory Filesystem

As discussed in §3.3, *SnapFuzz* redirects all file operations to use a custom in-memory filesystem. This reduces the overhead of reading

and writing from a storage medium, and eliminates the need for manually-written clean-up scripts.

*SnapFuzz* implements a lightweight in-memory filesystem, which uses two distinct mechanisms, one for files and the other for directories. For files, *SnapFuzz*’s in-memory filesystem uses the recent *memfd\_create()* system call, introduced in Linux in 2015 [8]. This system call creates an anonymous file and returns a file descriptor that refers to it. The file behaves like a regular file, but lives in memory. Under this scheme, *SnapFuzz* only needs to specially handle system calls that initiate interactions with a file through a pathname (like the *open* and *mmap* system calls). All other system calls that handle file descriptors are compatible by default with the file descriptors returned by *memfd\_create*.

When a target application opens a file, the default behavior of *SnapFuzz* is to check if this file is a regular file (e.g. device files are ignored), and if so, create an in-memory file descriptor and copy the whole contents of the file in the memory address space of the target. *SnapFuzz* keeps track of pathnames in order to avoid reloading the same file twice. This is not only a performance optimization but also a correctness requirement, as the application might have changed the contents of the file in memory.

For directories, *SnapFuzz* employs the *Libsqlfs* library [5], which implements a POSIX-style file system on top of the SQLite database and allows applications to have access to a full read/write filesystem with its own file and directory hierarchy. *Libsqlfs* simplifies the emulation of a real filesystem with directories and permissions. *SnapFuzz* uses *Libsqlfs* for directories only, as we observed better performance for files via *memfd\_create*.

### 4.3 UNIX Domain Sockets

*AFLNet* uses the standard Internet sockets (TCP/IP and UDP/IP) to communicate to the target and send it fuzzed inputs. The Internet socket stack includes functionality—such as calculating checksums of packets, inserting headers, routing—which is unnecessary when fuzzing applications on a single machine.

To eliminate this overhead, similarly to prior work [38], *SnapFuzz* replaces Internet sockets with UNIX domain sockets. More specifically, *SnapFuzz* uses Sequenced Packets sockets (*SOCK\_SEQPACKET*). This configuration offers performance benefits and also simplifies the implementation. Sequenced Packets are quite similar to TCP, providing a sequenced, reliable, two-way connection-based data transmission path for datagrams. The difference is that Sequenced Packets require the consumer (in our case the *SnapFuzz* plugin running inside the target application) to read an entire packet with each input system call. This atomicity of network communications simplifies corner cases where the target application might read only parts of the fuzzer’s input due to scheduling or other delays. By contrast, *AFLNet* handles this issue by exposing manually defined knobs for introducing delays between network communications.

Our modified version of *AFLNet* creates a socketpair of UNIX domain sockets with the Sequenced Packets type, and passes one end to the forkserver, which later passes it to the *SnapFuzz* plugin. The *SnapFuzz* plugin initiates a handshake with the modified *AFLNet*, after which *AFLNet* is ready to submit generated inputs to the target or consume responses.

Translating network communication from Internet sockets to UNIX domain sockets is not trivial, as *SnapFuzz* needs to support the two main IP families of TCP and UDP which have a slightly different approach to how network communication is established. In addition, *SnapFuzz* also needs to support different types of synchronous and asynchronous communication such as (e)poll and select.

For the TCP family, the socket system call creates a TCP/IP socket and returns a file descriptor which is then passed to bind, listen and finally to accept, before the system is ready to send or receive any data. *SnapFuzz* monitors this sequence of events on the target and when the accept system call is detected, it returns the UNIX domain socket file descriptor from the forserver. *SnapFuzz* doesn't interfere with the socket system call and intentionally allows its normal execution in order to avoid complications with target applications that perform advanced configurations on the base socket. This strategy is similar to the one used by the in-memory file system via the memfd\_create system call (§4.2) in order to provide compatibility by default.

The UDP family is handled in a similar way, with the only difference that instead of monitoring for an accept system call to return the UNIX domain socket of the forserver, *SnapFuzz* is monitoring for a bind system call.

## 5 EVALUATION

We demonstrate the benefits of *SnapFuzz* using five popular servers that were previously used in evaluating *AFLNet* [31]: LightFTP (§5.4), Dcmqrscp (§5.5), LIVE555 (§5.7) and TinyDTLS (§5.8). Our experiments show that *SnapFuzz* significantly improves fuzzing throughput, while at the same time reducing the effort needed to create fuzzing harnesses. As a result of its significant performance benefit, *SnapFuzz* also found 12 extra crashes compared to *AFLNet* in these applications.

### 5.1 Methodology

Since *SnapFuzz*'s contribution is in increasing the fuzzing throughput, our main comparison metric is the number of fuzzing iterations per second. Note that each fuzzing iteration may include multiple message exchanges between the fuzzer and the target. A fuzzing campaign consists of a given number of fuzzing iterations.

During a fuzzing campaign, the fuzzer's speed may vary across iterations, sometimes significantly, due to different code executed by the target. To ensure a meaningful comparison between *SnapFuzz* and *AFLNet*, rather than fixing a time budget and counting the number of iterations performed by each, we instead fix the number of iterations and measure the execution time of each system. We monitored standard fuzzing metrics including bug count, coverage, stability, path and cycles completed, to make sure that the *SnapFuzz* and *AFLNet* campaigns have the same (or very similar) behaviour.

We chose to run each target for one million iterations to simulate realistic *AFLNet* fuzzing campaigns (ranging from approximately 16 to 36 hours). We repeated the execution of each campaign 10 times.

For bug finding, we left *SnapFuzz* to run for 24 hours, three times for each benchmark. We then accumulated all discovered crashes in a single repository. To uniquely categorise the crashes found, we recompiled all benchmarks under *ASan* and *UBSan*, and

**Table 1: Time (in minutes) to complete one million fuzzing iterations in *AFLNet* vs *Snapfuzz*.**

	<i>AFLNet</i>	<i>SnapFuzz</i>	Speedup
Dcmqrscp	1055	127	8.4x
Dnsmasq	917	30	30.6x
TinyDTLS	1401	34	41.2x
LightFTP	2135	34	62.8x
LIVE555	1547	63	24.6x

then grouped the crashing inputs based on the reports from the sanitizers.

### 5.2 Experimental Setup

All of our experiments were conducted on a 3.0 GHz AMD EPYC 7302P 16-Core CPU and 128 GB RAM running 64-bit Ubuntu 18.04 LTS (kernel version 4.15.0-162) with an SSD disk. Note that using a slower HDD instead of an SSD disk would likely lead to larger gains for *SnapFuzz*'s in-memory filesystem component.

*SnapFuzz* is built on top of *AFLNet* revision 0f51f9e from January 2021 and SaBRe revision 7a94f83. The servers tested and their workloads were taken from the *AFLNet* paper and repository at the revision mentioned above.

We used the default configurations proposed by *AFLNet* for all benchmarks, with a couple of exceptions. For the Dcmqrscp server, two changes were required: 1) we had to include a Bash clean-up script to reset the state of a data directory of the server, and 2) we had to add a wait time between requests of 5 milliseconds as we observed *AFLNet* to desynchronise from its target. These changes further emphasise the fact that the clean-up scripts and delays that users need to specify when building a fuzzing harness are fragile and may need adjustment when using different machines, thus *SnapFuzz*'s ability to eliminate their need is important.

In TinyDTLS we decided to decrease the inter-request wait time from 30 to 2 milliseconds, as we noticed the *AFLNet* performance was seriously suffering due to this large delay. Again, this shows that choosing the right values for these time delays is difficult.

### 5.3 Summary of Results

Table 1 shows a summary of the results. In particular, it compares the average time needed by *AFLNet* and by *SnapFuzz* to complete one million iterations. As can be seen, *AFLNet* takes between 15 hours 17 minutes to 35 hours 35 minutes to complete these iterations, with *SnapFuzz* taking only a fraction of that time, between 34 minutes and 2 hours 7 minutes. The speedups are impressive in each case, varying between 8.4x for Dcmqrscp and 62.8x for LightFTP. In all cases, we observed identical coverage statistics, bug counts, and stability numbers.

### 5.4 LightFTP

LightFTP [6] is a small server for file transfers that implements the FTP protocol. The fuzzing harness instructs LightFTP to log in a specific user, list the contents of the home directory on the FTP server, create directories, and execute various other commands for system information.

LightFTP exercises a large set of *SnapFuzz*'s subsystems. First, it heavily utilises the filesystem, as the probability to create directories is quite high on every iteration. Second, it has verbose logging and writing to stdout. Third, it has a long initialisation phase, because it parses a configuration file and then undergoes a heavyweight process of initialising x509 certificates. And lastly, LightFTP is a multi-threaded application and has a hardcoded sleep to make sure that all of its threads have terminated gracefully.

*SnapFuzz* optimises all the above functionalities. All directory interactions are translated into in-memory operations, thus avoiding context switches and device (hard drive) overheads. *SnapFuzz* cancels stdout and stderr writes. *SnapFuzz*'s smart deferred forkserver snapshots the LightFTP server after its initialisation phase and thus fuzzing under *SnapFuzz* pays the initialisation overhead only once. And lastly, *SnapFuzz* cancels any calls to sleep and similar system calls.

Note that *SnapFuzz* can place the forkserver later than it could be placed manually. For the deferred forkserver to work properly, recall that no file descriptor must be open before the forkserver snapshots the target. This is because the underlying resource of a file descriptor is retained after a fork happens. This limits the area where the deferred forkserver can be placed manually. *SnapFuzz* overcomes this challenge with its in-memory file system as described in §4.2 and thus it is able to place the forkserver after the whole initialisation process has finished.

The one million iterations run for LightFTP take on average 35 hours 35 minutes under *AFLNet*, while only 34 minutes under *SnapFuzz*, providing a 62.8x speedup.

## 5.5 Dcmqrscp

Dcmqrscp [2] is a DICOM image archive server that manages a number of storage areas and allows images to be stored and queried. The fuzzing harness instructs the DICOM server to echo connection information back to the client, and to store, find and retrieve specific images into and from its database.

Dcmqrscp heavily exercises *SnapFuzz*'s in-memory filesystem as on every iteration the probability to read or create files is high. Dcmqrscp also benefits from the smart deferred forkserver, as it has a long initialisation phase in which the server dynamically loads the *libnss* library and also parses multiple configuration files that dictate the syntax and capabilities of the DICOM language.

Our signal propagation subsystem (§3.5.3) was able to expose a bug in Dcmqrscp which was also triggered by *AFLNet* but was missed because signals were not properly propagated.

The one million Dcmqrscp iterations take on average 17 hours 35 minutes to execute under *AFLNet*, while only 2 hours 7 minutes under *SnapFuzz*, providing a 8.4x speedup.

## 5.6 Dnsmasq

Dnsmasq [3] is a single-threaded DNS proxy and DHCP server designed to have a small footprint and be suitable for resource-constrained routers and firewalls. The fuzzing harness instructs Dnsmasq to query various bogus domain names from its configuration file and then report results back to its client.

Dnsmasq is an in-memory database with very little interaction with the filesystem. Therefore, it mainly benefits from the *SnapFuzz*

protocol and its additional optimizations of §3.5. Furthermore, it highly benefits from the smart deferred forkserver, as it has a long initialisation process which uses *dlopen()* and performs various network-related configurations. Dnsmasq requires approximately 1,200 system calls before the process is ready to accept input.

As for other benchmarks, a manually-placed forkserver under *AFLNet* could not snapshot the application at the same depth as *SnapFuzz*'s smart deferred forkserver. This is because Dnsmasq needs to execute a sequence of system calls to establish a network connection with *AFLNet*. This sequence includes creating a socket, binding its file descriptor, calling *listen*, executing a *select* to check for incoming connections, and finally accepting the connection. Therefore, under *AFLNet*, the latest possible placement of the forkserver would be just before this sequence. Under *SnapFuzz*, network communications are translated into UNIX domain socket communications that don't require any of the above, and thus the smart deferred forkserver can snapshot the target right before reading the input from the fuzzer, saving a lot of initialisation time.

The one million Dnsmasq iterations take on average 15 hours 17 minutes under *AFLNet*, while only 30 minutes under *SnapFuzz*, providing a 30.6x speedup.

## 5.7 LIVE555

LIVE555 [7] is a single-threaded multimedia streaming server that uses open standard protocols like RTP/RTCP, RTSP and SIP. The fuzzing harness instructs the LIVE555 server to accept requests to serve the content of a specific file in a streaming fashion, and the server replies to these requests with information and the actual streaming data.

LIVE555 only reads files and thus no state reset script is required. It has a relatively slim initialisation phase with the main overhead coming from the many writes to stdout with welcoming messages to users. LIVE555 mainly benefits from the *SnapFuzz* protocol and the elimination of stdout writes.

LIVE555 reads its files only after the forkserver performs its snapshot. As a result, those files are not kept in the in-memory filesystem of *SnapFuzz*, and are read from the actual filesystem in each iteration. We leave as future work the optimisation of pre-defining a set of files to be loaded in the in-memory file system when the smart deferred forkserver kicks in, so the target could read these files from memory rather than the actual filesystem.

The one million LIVE555 iterations take on average 25 hours 47 minutes under *AFLNet*, while only 63 minutes under *SnapFuzz*, providing a 24.6x speedup.

## 5.8 TinyDTLS

TinyDTLS [13] is a DTLS 1.2 single-threaded UDP server targeting IoT devices. In the fuzzing harness, TinyDTLS accepts a new connection and then the DTLS handshake is initiated in order for communication to be established.

The protocol followed by *AFLNet* has several steps, and progress to the next step is accomplished either by a successful network action or after a timeout has expired. TinyDTLS supports two cipher suites, one Elliptic Curve (EC)-based, the other Pre-Shared Keys (PSK)-based. EC-based encryption is slow, requiring the use of a large timeout between requests, which slows down fuzzing with



*AFLNet* considerably. In addition, *AFLNet* includes some hardcoded delays between network interactions so that it doesn't overwhelm the target—without these delays, network packets might be dropped and *AFLNet*'s state machine desynchronized. Due to TinyDTLS's processing delays, network buffers might fill up if *AFLNet* sends too much data in a short time period. To deal with this, *AFLNet* checks on every send and receive if all the bytes are sent, and retries if not.

*SnapFuzz* handles all these issues through its network fuzzing protocol. (We also note that TinyDTLS exercises *SnapFuzz*'s UDP translation capabilities, unlike the other servers which use TCP.) The end result is that all these delays are eliminated: *AFLNet* doesn't need to guess the state of the target anymore, as *SnapFuzz* explicitly informs *AFLNet* about the next action of the target. Similarly, the issue of dropped packets disappears, as *AFLNet* is always informed when it is the right time to send more data. Finally, *SnapFuzz*'s UNIX domain sockets eliminate the need for send and receive retries, as full buffer delivery from and to the target is guaranteed by the domain socket protocol. TinyDTLS writes a lot of data to stdout, so it also benefits from *SnapFuzz*'s ability to skip these system calls.

The one million TinyDTLS iterations take on average 23 hours 21 minutes under *AFLNet*, while only 34 minutes under *SnapFuzz*, providing a 41.2x speedup.

We remind the reader that in TinyDTLS we decided to decrease the manually-added time delay between requests from 30ms to 2ms, as we noticed the performance of *AFLNet* was seriously affected by it. Without this change, *AFLNet* would take significantly longer to complete one million iterations, and the speedup achieved by *SnapFuzz* would be significantly higher.

## 5.9 Performance Breakdown

In §5.4–§5.8 we discuss which components of *SnapFuzz* are likely to benefit each application the most. Those conclusions were reached by investigating the system calls issued by the applications, using the estimates provided by strace about how much each syscall takes in the kernel. To have a better quantitative understanding of the contribution of each components, we performed an ablation study in which we have run different versions of *SnapFuzz* for a short number of 10k iterations. We chose a much smaller number of iterations because running so many experiments with 1M iterations was prohibitive on our computing infrastructure. This means that our speedups sometimes differ significantly from those achieved by 1M iterations. However, the main goal of these experiments is to gain additional insights into the impact of different components and their interaction.

Due to various dependencies among components, we start with a version of *SnapFuzz* containing only the network fuzzing protocol, and keep adding components one by one. However, it is essential to understand that the order in which we add components matters, as their effect is often multiplicative. In particular, this means that the additional impact of components added earlier can be significantly diminished compared to the case where the same component is added later. We give two examples:

- (1) ***SnapFuzz* protocol and smart affinity.** The *SnapFuzz* protocol is a performant non-blocking protocol that polls the fuzzer and the application for communication. Under the default restricted CPU affinity of *AFLNet*, the protocol is under-performing,

because the polling model requires independent CPU cores to get the expected performance benefit. At the same time, the smart CPU affinity component depends on whether the *SnapFuzz* protocol is enabled or not, as the protocol changes what it is executed on the CPU.

- (2) **In-memory filesystem and smart deferred forkserver.** The smart deferred forkserver performs better when the in-memory filesystem is enabled, because with an in-memory filesystem it can delay the forkserver past filesystem operations. On the other hand, the in-memory filesystem also performs better when the smart deferred forkserver is enabled. This is because the in-memory filesystem has a fixed overhead of loading and storing the files the target is reading in the beginning of its execution. This initial overhead might degrade performance, especially for short executions. When the deferred forkserver is enabled, this overhead is bypassed, as these files are loaded only once in memory and consecutive operations will be only in-memory.

One option would be to try all possible orderings. However, the full number is large ( $6! = 720$ ) and some orderings are difficult to run due to engineering limitations (e.g. the *SnapFuzz* protocol is deeply embedded into *SnapFuzz* and disabling it would require a major engineering overhaul). Nevertheless, we believe the ordering we present here is still useful in providing insights into the impact of each *SnapFuzz* component.

Table 2 shows our results. We observe that all components have a significant impact on at least one benchmark. Furthermore, the *SnapFuzz* protocol, the smart affinity, and the smart deferred forkserver always lead to gains, while eliminating developer-added delays (*no sleeps*), avoiding stdout/stderr writes (*no stdout*) and the in-memory file system make no difference in some benchmarks. Removing writes to stdout/stderr is the least impactful component, benefiting only LIVE555.

The reported numbers are largely consistent with our qualitative observations of §5.4–§5.8. For instance, the main benefits of LightFTP come from the *SnapFuzz* protocol (1.90x) which removes synchronization and server termination delays; from smart affinity (1.79x), as LightFTP is a multi-threaded application; from removing developer-added delays, which are present in LightFTP (2.76x); from the smart deferred forkserver (2.39x), as it has a long initialization phase; and from the in-memory filesystem (2.23x), as it makes heavy use of the filesystem. While LightFTP has writes to stdout, removing them does not make a noticeable difference.

The performance numbers for other benchmarks also largely agree with our expectations. For instance, the in-memory filesystem brings no benefits to Dnsmasq, which is an in-memory database with little filesystem interaction; but it highly benefits from the smart deferred server (4.79x), given that it has a long initialization with over 1,200 system calls issued before it is able to accept input.

## 5.10 Unique Crashes Found

*SnapFuzz*, as expected, was able to replicate all *AFLNet* discovered crashes. Through its performance advantage, it also found additional crashes in 3 of the 5 benchmarks. During 24h fuzzing campaigns, *SnapFuzz* found 4 bugs in the Dcmqrscp benchmark while *AFLNet* was not able to find any. For Dnsmasq, *SnapFuzz* was able to find 7 crashes while *AFLNet* found only 1, and for the

**Table 2: Speedup achieved by *SnapFuzz* compared to *AFLNet*, when each *SnapFuzz* component is added one by one. Note that the ordering has an impact on the speedup achieved by each component (see text).**

	SF Protocol	+ Affinity	+ No Sleeps	+ No STDIO	+ Defer	+ In-Mem FS
Dcmqrscp	1.30x	3.85x	1.00x	1.00x	1.94x	1.55x
Dnsmasq	1.90x	3.47x	1.00x	1.00x	4.79x	1.00x
TinyDTLS	3.40x	12.21x	1.00x	1.00x	1.09x	1.09x
LightFTP	1.90x	1.79x	2.76x	1.00x	2.39x	2.23x
LIVE555	3.00x	5.93x	1.04x	1.04x	1.25x	1.18x

LIVE555 benchmark, *SnapFuzz* was able to find 4 crashes while *AFLNet* found 2. Both tools found 3 bugs in TinyDTLS. Overall, *SnapFuzz* found 18 unique crashes, 12 more than *AFLNet*.

The bugs are a variety of heap overflows, stack overflows, use-after-free bugs, and other types of undefined behaviours. Fortunately, they seem to have been fixed in the latest versions of these applications. We plan to rerun *SnapFuzz* on the latest versions.

## 6 RELATED WORK

*SnapFuzz* focuses on creating an efficient fuzzing platform for network applications and helps algorithmic research to be built on top of a strong foundation. We envision that this separation of concerns will help future research to progress faster by alleviating the laborious task of building performant fuzzers for network and other stateful applications.

*SnapFuzz* builds on top of *AFLNet* [31], and reuses its ability to infer network protocols. However, *AFLNet* has various inefficiencies and requires fragile manual delays and clean-up scripts in its fuzzing harnesses. Our comprehensive evaluation against *AFLNet* shows how *SnapFuzz* can address both problems, resulting in impressive speedups in the range of 8.4x-62.8x.

Besides *AFLNet*, a popular way of fuzzing network applications is via the *de-socketing* functionality of Preeny [11]. Preeny intercepts networking functions such as connect and accept and makes them return sockets that are synchronised with stdin and stdout, essentially allowing *AFL* to continue to fuzz files and redirecting their contents over network sockets, as expected by the network applications being tested. Synchronisation is done in a hacky way: Preeny implements a small server thread that is continuously polling *AFL*’s generated input file and then forwards the read data to the appropriate network calls through a UNIX domain socket to the target [10]. While a direct comparison with *AFLNet* and *SnapFuzz* is not easily possible because a meaningful fuzzing campaign requires the network protocol inferred by *AFLNet*, we expect a rewrite of *AFLNet* on top of Preeny to be slower than vanilla *AFLNet*, due to the extra overhead imposed by file-based fuzzing and the additional thread server used by Preeny.

MultiFuzz [38] presents a more advanced de-socketing library called Desockmulti, which is similar to Preeny, but optimized in various ways, e.g. by removing the use of threads and adding the ability to initiate multiple connections to the target. MultiFuzz is specifically designed for publish/subscribe protocols and the evaluation does not include the benchmarks used by *AFLNet* and us. For the two benchmarks used, libcoap and Mosquitto, the paper reports throughput increases of 62.6x and 147.6x respectively on top of *AFLNet*. We expect *SnapFuzz* to perform better particularly due to

its specialized network fuzzing protocol and its memory file system (MultiFuzz uses tmpfs, see §3.3) but unfortunately, MultiFuzz is not available as open source (only its Desockmulti library is available), so a direct comparison is not possible.

Xu et al. [36] propose new operating systems primitives for fuzzing. This include, for instance, a new snapshot system call, which aims to address the same goal as *SnapFuzz* with respect to efficiently snapshotting the target. The main disadvantage of this approach is that it requires kernel support; by contrast, *SnapFuzz* runs in user mode, using an unmodified OS.

Most work on testing network protocol implementations has focused on algorithmic rather than platform-level improvements, focusing in particular on inferring network protocol implementations [20, 22, 31, 37]. This work is orthogonal to *SnapFuzz* and could be combined with it, as we have done with *AFLNet*’s protocol inference algorithm. More broadly, greybox fuzzing is an active area of research [17] with recent work on improving its effectiveness by directing exploration toward interesting program parts [18, 19], combining it with symbolic execution [21, 30, 34], inferring input grammars [15, 35] or specialising it to various application domains [16, 25, 27, 39].

Besides greybox fuzzing, other forms of fuzzing have been used to test network applications, in particular blackbox fuzzing [23, 24] and fault injection [9, 28].

## 7 CONCLUSION

Fuzzing stateless applications has proven extremely successful, with hundreds of bugs and security vulnerabilities being discovered. Recently, in-depth fuzzing of stateful applications such as network servers has become feasible, due to algorithmic advances that make it possible to generate inputs that follow the application’s network protocol. Unfortunately, fuzzing such applications requires clean-up scripts and manually-configured time delays that are error-prone, and suffers from low fuzzing throughput. *SnapFuzz* addresses both challenges through a robust architecture, which combines a synchronous communication protocol with an in-memory filesystem and the ability to delay the forserver to the latest safe point, as well as other optimizations. As a result, *SnapFuzz* simplifies fuzzing harness construction and improves the fuzzing throughput significantly, between 8.4x and 62.8x on a set of popular network applications, allowing it to find additional crashes.

*SnapFuzz* will be submitted for artifact evaluation and made available to the community as open-source shortly after publication, with the hope that it will help improve the security and reliability of network applications and facilitate further research in this space.

## REFERENCES

- [1] [n.d.]. ClusterFuzz trophies. <https://google.github.io/clusterfuzz/#trophies>. Accessed: 2021-05-10.
- [2] [n.d.]. dcmqrscp: DICOM image archive (central test node). <https://support.dcmkt.org/docs/dcmqrscp.html>. Accessed: 2021-03-12.
- [3] [n.d.]. dnsmasq. <https://thekelleys.org.uk/dnsmasq/>. Accessed: 2021-03-12.
- [4] [n.d.]. fork(2) — Linux manual page. <https://man7.org/linux/man-pages/man2/fork.2.html>. Accessed: 2021-05-10.
- [5] [n.d.]. GitHub page of Libsqlifs library. <https://github.com/guardianproject/libsqlfs>. Accessed: 2021-05-06.
- [6] [n.d.]. LightFTP repository. <https://github.com/hfiref0x/LightFTP>. Accessed: 2021-03-12.
- [7] [n.d.]. LIVE555 repository. <https://github.com/rgaufman/live555>. Accessed: 2021-03-12.
- [8] [n.d.]. memfd\_create(2) — Linux manual page. [https://man7.org/linux/man-pages/man2/memfd\\_create.2.html](https://man7.org/linux/man-pages/man2/memfd_create.2.html). Accessed: 2021-05-06.
- [9] [n.d.]. network-emulator repository. <https://github.com/guidovranken/network-emulator>. Accessed: 2021-05-10.
- [10] [n.d.]. Preeny documentation. <https://github.com/zardus/preeny/issues/10>. Accessed: 2021-05-10.
- [11] [n.d.]. Preeny repository. <https://github.com/zardus/preeny>. Accessed: 2021-05-10.
- [12] [n.d.]. pthsem / GNU Pth. <https://www.auto.tuwien.ac.at/~mkoegler/index.php/pth>. Accessed: 2021-05-10.
- [13] [n.d.]. tinydtls-fuzz repository. <https://github.com/assist-project/tinydtls-fuzz>. Accessed: 2021-03-12.
- [14] Paul-Antoine Arras. 2020. SabRe: Load-time selective binary rewriting (FOSDEM presentation). <https://archive.fosdem.org/2020/schedule/event/sabre/>.
- [15] Cornelius Aschermann, Tommaso Frassetto, Thorsten Holz, Patrick Jauernig, Ahmad-Reza Sadeghi, and Daniel Teuchert. 2019. NAUTILUS: Fishing for Deep Bugs with Grammars. In *Proc. of the 26th Network and Distributed System Security Symposium (NDSS'19)*.
- [16] Greg Banks, Marco Cova, Viktoria Felmetzger, Kevin Almeroth, Richard Kemmerer, and Giovanni Vigna. 2006. SNOOZE: toward a Stateful NetwOrk prOtocol fuzzEr. In *International conference on information security*. Springer, 343–358.
- [17] Marcel Böhme, Cristian Cadar, and Abhik Roychoudhury. 2021. Fuzzing: Challenges and Reflections. *IEEE Software* 38, 03 (2021), 79–86.
- [18] Marcel Böhme, Van-Thuan Pham, Manh-Dung Nguyen, and Abhik Roychoudhury. 2017. Directed greybox fuzzing. In *Proc. of the 24th ACM Conference on Computer and Communications Security (CCS'17)*.
- [19] Marcel Böhme, Van-Thuan Pham, and Abhik Roychoudhury. 2016. Coverage-Based Greybox Fuzzing as Markov Chain. In *Proc. of the 23rd ACM Conference on Computer and Communications Security (CCS'16)*.
- [20] Juan Caballero, Heng Yin, Zhenkai Liang, and Dawn Song. 2007. Polyglot: Automatic Extraction of Protocol Message Format Using Dynamic Binary Analysis. In *Proc. of the 14th ACM Conference on Computer and Communications Security (CCS'07)*.
- [21] Yaohui Chen, Peng Li, Jun Xu, Shengjian Guo, Rundong Zhou, Yulong Zhang, Taowei, and Long Lu. 2020. SAVIOR: Towards Bug-Driven Hybrid Testing. In *Proc. of the 29th USENIX Security Symposium (USENIX Security'20)*.
- [22] Weidong Cui, Marcus Peinado, Karl Chen, Helen J. Wang, and Luis Irun-Briz. 2008. Tupni: Automatic Reverse Engineering of Input Formats. In *Proc. of the 15th ACM Conference on Computer and Communications Security (CCS'08)*.
- [23] Rong Fan and Yaoyao Chang. 2017. Machine learning for black-box fuzzing of network protocols. In *International Conference on Information and Communications Security*. Springer, 621–632.
- [24] Hugo Gascon, Christian Wressnegger, Fabian Yamaguchi, Daniel Arp, and Konrad Rieck. 2015. Pulsar: Stateful black-box fuzzing of proprietary network protocols. In *International Conference on Security and Privacy in Communication Systems*. Springer, 330–347.
- [25] Hyungsub Kim, M. Ozgur Ozmen, Antonio Bianchi, Z. Berkay Celik, and Dongyan Xu. 2021. PGFUZZ: Policy-Guided Fuzzing for Robotic Vehicles. In *Proc. of the 27th Network and Distributed System Security Symposium (NDSS'21)*.
- [26] libfuzzer [n.d.]. LibFuzzer. <http://llvm.org/docs/LibFuzzer.html>.
- [27] Daniel Liew, Cristian Cadar, Alastair Donaldson, and J. Ryan Stinnett. 2019. Just Fuzz It: Solving Floating-point Constraints Using Coverage-guided Fuzzing. In *Proc. of the Joint Meeting of the European Software Engineering Conference and the ACM Symposium on the Foundations of Software Engineering (ESEC/FSE'19)*.
- [28] Paul Dan Marinescu, Radu Banabic, and George Candea. 2010. An Extensible Technique for High-Precision Testing of Recovery Code. In *Proc. of the 2010 USENIX Annual Technical Conference (USENIX ATC'10)*.
- [29] Michal Zalewski. [n.d.]. Technical “whitepaper” for afl-fuzz. [http://lcamtuf.coredump.cx/afl/technical\\_details.txt](http://lcamtuf.coredump.cx/afl/technical_details.txt).
- [30] Saahil Ognawala, Thomas Hutzelmann, Eirini Psallida, and Alexander Pretschner. 2018. Improving Function Coverage with Munch: A Hybrid Fuzzing and Directed Symbolic Execution Approach. (April 2018).
- [31] Van-Thuan Pham, Marcel Böhme, and Abhik Roychoudhury. 2020. AFLNet: A Greybox Fuzzer for Network Protocols. In *Proc. of the IEEE International Conference on Software Testing, Verification, and Validation – Testing Tools Track (ICST'20)*.
- [32] Konstantin Serebryany, Derek Bruening, Alexander Potapenko, and Dmitry Vyukov. 2012. AddressSanitizer: A Fast Address Sanity Checker. In *Proc. of the 2012 USENIX Annual Technical Conference (USENIX ATC'12)*.
- [33] Evgeniy Stepanov and Konstantin Serebryany. 2015. MemorySanitizer: fast detector of uninitialized memory use in C++. In *Proc. of the International Symposium on Code Generation and Optimization (CGO'15)*.
- [34] Nick Stephens, John Grosen, Christopher Salls, Andrew Dutcher, Ruoyu Wang, Jacopo Corbetta, Yan Shoshitaishvili, Christopher Kruegel, and Giovanni Vigna. 2016. Driller: Augmenting Fuzzing Through Selective Symbolic Execution. In *Proc. of the 23rd Network and Distributed System Security Symposium (NDSS'16)*.
- [35] Junjie Wang, Bihuan Chen, Lei Wei, and Yang Liu. 2019. Superion: Grammar-Aware Greybox Fuzzing. In *Proc. of the 41st International Conference on Software Engineering (ICSE'19)*.
- [36] Wen Xu, Sanidhya Kashyap, Changwoo Min, and Taesoo Kim. 2017. Designing New Operating Primitives to Improve Fuzzing Performance. In *Proc. of the 24th ACM Conference on Computer and Communications Security (CCS'17)*.
- [37] Yingchao Yu, Zuoning Chen, Shuitao Gan, and Xiaofeng Wang. 2020. SGP-Fuzzer: A State-Driven Smart Graybox Protocol Fuzzer for Network Protocol Implementations. *IEEE Access* 8 (2020), 198668–198678.
- [38] Yingpei Zeng, Mingmin Lin, Shanqing Guo, Yanzhao Shen, Tingting Cui, Ting Wu, Qiuhua Zheng, and Qiuhua Wang. 2020. MultiFuzz: A Coverage-Based Multiparty-Protocol Fuzzer for IoT Publish/Subscribe Protocols. *Sensors* 20, 18 (2020), 5194.
- [39] Rui Zhong, Yongheng Chen, Hong Hu, Hangfan Zhang, Wenke Lee, and Dinghao Wu. 2020. SQUIRREL: Testing Database Management Systems with Language Validity and Coverage Feedback. In *Proc. of the 27th ACM Conference on Computer and Communications Security (CCS'20)*.