

# A Survey on Code-based Cryptography

Violetta Weger<sup>1</sup>, Niklas Gassner<sup>2</sup>, and Joachim Rosenthal<sup>2</sup>

<sup>1</sup>Department of Electrical and Computer Engineering, Technical University of Munich, Theresienstrasse 90, 80333 Munich, Germany, violetta.weger@tum.de

<sup>2</sup>Institute of Mathematics, University of Zurich, Winterthurerstrasse 190, 8057 Zurich, Switzerland, {niklas.gassner, rosenthal}@math.uzh.ch

January 19, 2022

## Abstract

The improvements on quantum technology are threatening our daily cybersecurity, as a capable quantum computer can break all currently employed asymmetric cryptosystems. In preparation for the quantum-era the National Institute of Standards and Technology (NIST) has initiated a standardization process for public-key encryption (PKE) schemes, key-encapsulation mechanisms (KEM) and digital signature schemes. With this chapter we aim at providing a survey on code-based cryptography, focusing on PKEs and signature schemes. We cover the main frameworks introduced in code-based cryptography and analyze their security assumptions. We provide the mathematical background in a lecture notes style, with the intention of reaching a wider audience.

## Contents

<b>1</b>	<b>Introduction</b>	<b>2</b>
<b>2</b>	<b>Preliminaries</b>	<b>4</b>
2.1	Notation . . . . .	4
2.2	Algebraic Coding Theory . . . . .	4
2.3	Cryptography . . . . .	19
2.3.1	Public-Key Encryption . . . . .	19
2.3.2	Key-Encapsulation Mechanisms . . . . .	21
2.3.3	Digital Signature Schemes . . . . .	21
2.3.4	Zero-Knowledge Identification Scheme . . . . .	24
2.3.5	Fiat-Shamir Transform . . . . .	27
<b>3</b>	<b>Code-Based Public-Key Encryption Frameworks</b>	<b>28</b>
3.1	McEliece Framework . . . . .	28
3.2	Niederreiter Framework . . . . .	32
3.3	Alekhovich's Cryptosystems . . . . .	34
3.3.1	The First Variant . . . . .	35
3.3.2	The Second Variant . . . . .	36
3.4	Quasi-Cyclic Scheme . . . . .	37

3.5	GPT Cryptosystem . . . . .	41
<b>4</b>	<b>Code-based Signature Schemes</b>	<b>44</b>
4.1	Hash-and-Sign . . . . .	44
4.2	Zero-Knowledge Identification Scheme Framework . . . . .	46
<b>5</b>	<b>Security Analysis</b>	<b>52</b>
5.1	NP-completeness . . . . .	52
5.2	Information Set Decoding . . . . .	58
5.2.1	General Algorithm . . . . .	59
5.2.2	Overview Algorithms . . . . .	59
5.2.3	Techniques . . . . .	62
5.2.4	Prange's Algorithm . . . . .	65
5.2.5	Stern's Algorithm . . . . .	67
5.2.6	BJMM Algorithm . . . . .	71
5.2.7	Generalized Birthday Decoding Algorithms . . . . .	73
5.2.8	Asymptotic Cost . . . . .	76
5.2.9	Rank-metric ISD Algorithms . . . . .	77
5.3	Algebraic Attacks . . . . .	79
5.4	Other Attacks . . . . .	82
<b>6</b>	<b>Historical Overview</b>	<b>83</b>
<b>7</b>	<b>Submissions to NIST</b>	<b>86</b>
7.1	Finalists: Classic McEliece, BIKE and HQC . . . . .	89
7.1.1	Classic McEliece . . . . .	89
7.1.2	Proposed Parameters for Classic McEliece . . . . .	90
7.1.3	BIKE . . . . .	91
7.1.4	Proposed Parameters for BIKE . . . . .	92
7.1.5	HQC . . . . .	92
7.1.6	Proposed Parameters for HQC . . . . .	94

## 1 Introduction

Current public-key cryptosystems are based on the problem of factoring integers or the discrete logarithm problem on an elliptic curve or over a finite field. While there are no efficient algorithms known for classical computers to solve these problems efficiently, Shor's algorithm allows a quantum computer to solve these problems in polynomial time [202].

As research on quantum computers advances, the cryptographic community is searching for cryptosystems that will survive attacks on quantum computers. This area of research is called *post-quantum cryptography*.

In 2016 the National Institute of Standards and Technology (NIST) has initiated a standardization process for post-quantum cryptosystems. Such cryptosystems are usually based on NP-complete problems for two reasons: NP-complete problems are at least as hard as the hardest problems in NP, but solutions of such problems can be verified efficiently.

The main candidates for post-quantum cryptography are:

- Code-based cryptography (CBC), is based on the NP-complete problem of decoding a random linear code.

- Lattice-based cryptography, is based on the NP-complete problems of finding the shortest vector, respectively the closest vector to a given vector in a lattice. For an overview see [177].
- Multivariate cryptography, is based on the NP-complete problem of solving multivariate quadratic equations defined over some finite field. For an overview see [94].
- Isogeny-based cryptography, based on finding the isogeny map between two supersingular elliptic curves [132].

For an overview on post-quantum cryptography see [55].

*Code-based cryptography* usually bases its security on the fact that decoding a random linear code is an NP-complete problem, which was shown in 1978, by Berlekamp, McEliece and Van Tilborg in [53]. In the same year, McEliece proposed a cryptosystem [161], in which one picks a code with underlying algebraic structure that allows efficient decoding and then disguises this code as a seemingly random linear code. A message gets encoded as codeword and encrypted by adding an error to the message. With the knowledge of the algebraic structure of the code, one can recover the initial message, but an adversary faces the challenge of decoding a random linear code.

The NIST standardization process has now reached the final round, where only one code-based scheme has been selected as finalist for standardization, namely Classical McEliece [11]. The research in this area is, however, not finished yet, especially with the recent announcement that NIST will reopen the standardization call for signature schemes, as no satisfactory scheme has been submitted. And although NIST did not choose any of the rank-metric systems as finalist, they frequently encourage the research in other metrics.

In this chapter we give an extensive survey on code-based cryptography, explaining the mathematical background of such systems and the difficulties of proposing secure and at the same time practical schemes. We cover the main proposals and the approaches to break such systems. With the recent news, that NIST will reopen the standardization process for digital signature schemes, we hope to reach different research communities to tackle this new challenge together.

This chapter is organized as follows. In Section 2 we introduce some basics of algebraic coding theory as well as the basics of asymmetric cryptography, such as PKEs and signature schemes. In particular, we aim at introducing all used coding-theoretic objects in Section 2.2 and to describe on a high-level the considered cryptographic schemes in 2.3. This includes public-key encryption (PKE), key-encapsulation mechanism (KEM) and signature schemes. In particular, we show how to construct a signature scheme via the Fiat-Shamir transform on a zero-knowledge identification (ZKID) scheme.

The main focus of this chapter will lay on Section 3 where we introduce the public-key encryption frameworks by McEliece, Niederreiter, Alekhnovich as well as the quasi-cyclic scheme and the GPT cryptosystem.

In Section 4 we discuss some code-based signatures, starting with the first construction method, namely hash-and-sign in Section 4.1 and finishing with some code-based ZKID schemes in Section 4.2.

In Section 5 we analyze the security of these systems, where we first focus on the decoding problem of a random linear code: we present the proofs of NP-completeness in Section 5.1 and the best-known solvers for the underlying problems in Section 5.2.

In the second part of the security analysis, namely Section 5.3 we also present some algebraic attacks, which clearly depend on the chosen secret code. For this section, we focus on two of the most preferred codes, one being Reed-Solomon codes and the other being their rank metric analog, Gabidulin codes. Finally, we end the security analysis by shortly reporting on some other ways of attacking code-based systems, such as side-channel attacks, in Section 5.4.

In Section 6 we provide a historical overview on the main code-based PKE and signature scheme proposals, stating their differences, in the notion of the given frameworks, and whether they are broken.

In Section 7 we shortly cover the submissions to the NIST standardization process with a focus on the finalists in Section 7.1: Classic McEliece, BIKE and HQC.

## 2 Preliminaries

In order to make this chapter as self-contained as possible, we present here a rather long preliminary section, which hopefully makes this survey also accessible to non-experts. We start with the notation used throughout this chapter, followed by the basics of algebraic coding theory and defining all concepts and codes that will be used or mentioned and finally presenting the basics of the considered schemes on a very high-level and with specific examples.

### 2.1 Notation

We denote by  $\mathbb{F}_q$  the finite field with  $q$  elements, where  $q$  is a prime power and denote by  $\mathbb{F}_q^\times$  its multiplicative group, i.e.,  $\mathbb{F}_q \setminus \{0\}$ . Throughout this chapter, we denote by bold upper case or lower case letters matrices, respectively vectors, e.g.  $\mathbf{x} \in \mathbb{F}_q^n$  and  $\mathbf{A} \in \mathbb{F}_q^{k \times n}$ . The identity matrix of size  $k$  is denoted by  $\text{Id}_k$ . Sets are denoted by upper case letters and for a set  $S$ , we denote by  $|S|$  its cardinality. By  $\text{GL}_n(\mathbb{F}_q)$  we denote the  $n \times n$  invertible matrices over  $\mathbb{F}_q$ . Notation specific to only one part of this chapter will be defined right before their use.

### 2.2 Algebraic Coding Theory

This section is designed to recall and/or introduce all definitions and coding theoretic objects required in this chapter. Most proofs will be omitted or left as an exercise. For interested readers that are completely new to algebraic coding theory we recommend the following books [194, 52, 215, 156]. We also leave away the references to standard definitions and results, which can be found in any book on coding theory. For more specific results, we will give a proper reference.

In classical coding theory one considers the finite field  $\mathbb{F}_q$  of  $q$  elements, where  $q$  is a prime power.

**Definition 1** (Linear Code). Let  $1 \leq k \leq n$  be integers. Then, an  $[n, k]$  *linear code*  $\mathcal{C}$  over  $\mathbb{F}_q$  is a  $k$ -dimensional linear subspace of  $\mathbb{F}_q^n$ .

The parameter  $n$  is called the *length* of the code, the elements in the code are called *codewords* and  $R = k/n$  is called the *rate* of the code. In order to measure how far apart two vectors are, we endow  $\mathbb{F}_q$  with a metric. Usually, this is the Hamming metric.

**Definition 2** (Hamming Metric). Let  $n$  be a positive integer. For  $\mathbf{x} \in \mathbb{F}_q^n$ , the *Hamming weight* of  $\mathbf{x}$  is given by the size of its support, i.e.,

$$\text{wt}_H(\mathbf{x}) = |\{i \in \{1, \dots, n\} \mid x_i \neq 0\}|.$$

For  $\mathbf{x}, \mathbf{y} \in \mathbb{F}_q^n$ , the *Hamming distance* between  $\mathbf{x}$  and  $\mathbf{y}$  is given by the number of positions in which they differ, i.e.,

$$d_H(\mathbf{x}, \mathbf{y}) = |\{i \in \{1, \dots, n\} \mid x_i \neq y_i\}|.$$

Note that the Hamming distance is induced from the Hamming weight, that is  $d_H(\mathbf{x}, \mathbf{y}) = \text{wt}_H(\mathbf{x} - \mathbf{y})$ . Having defined a metric, one can also consider the minimum distance of a code, i.e., the smallest distance achieved by its distinct codewords.

**Definition 3** (Minimum Distance). Let  $\mathcal{C}$  be a code over  $\mathbb{F}_q$ . The *minimum Hamming distance* of  $\mathcal{C}$  is denoted by  $d_H(\mathcal{C})$  and given by

$$d_H(\mathcal{C}) = \min\{d_H(\mathbf{x}, \mathbf{y}) \mid \mathbf{x}, \mathbf{y} \in \mathcal{C}, \mathbf{x} \neq \mathbf{y}\}.$$

*Exercise 4.* Show that for a linear code  $\mathcal{C}$ , we have

$$d_H(\mathcal{C}) = \min\{\text{wt}_H(\mathbf{x}) \mid \mathbf{x} \in \mathcal{C}, \mathbf{x} \neq \mathbf{0}\}.$$

*Exercise 5.* A *non-linear* code  $\mathcal{C}' \subset \mathbb{F}_q^n$  is just defined as a subset of  $\mathbb{F}_q^n$ . Give an example, where

$$d_H(\mathcal{C}') \neq \min\{\text{wt}_H(\mathbf{x}) \mid \mathbf{x} \in \mathcal{C}', \mathbf{x} \neq \mathbf{0}\}.$$

We denote by  $d_H(\mathbf{x}, \mathcal{C})$  the minimal distance between  $\mathbf{x} \in \mathbb{F}_q^n$  and a codeword in  $\mathcal{C}$ . Let  $r$  be a positive integer. We define the Hamming sphere as all the vectors, which have at most Hamming weight  $r$ , i.e.,

$$B_H(r, n, q) = \{\mathbf{x} \in \mathbb{F}_q^n \mid \text{wt}_H(\mathbf{x}) \leq r\}.$$

*Exercise 6.* Show that

$$|B_H(r, n, q)| = \sum_{i=0}^r \binom{n}{i} (q-1)^i.$$

The minimum distance of a code is an important parameter, since it is connected to the error correction capacity of the code. We say that a code can *correct* up to  $t$  errors, if for all  $\mathbf{x} \in \mathbb{F}_q^n$  with  $d_H(\mathbf{x}, \mathcal{C}) \leq t$ , there exists exactly one  $\mathbf{y} \in \mathcal{C}$ , such that  $d_H(\mathbf{x}, \mathbf{y}) \leq t$ . A *decoding algorithm*  $\mathcal{D}$  is an algorithm that is given such a word  $\mathbf{x} \in \mathbb{F}_q^n$  and returns the closest codeword,  $\mathbf{y} \in \mathcal{C}$ , such that  $d_H(\mathbf{x}, \mathbf{y}) \leq t$ . The most interesting codes for applications are codes with an efficient decoding algorithm, which clearly not every code possesses.

*Exercise 7.* Let  $\mathcal{C}$  be a linear code over  $\mathbb{F}_q$  of length  $n$  and of minimum distance  $d_H$ . Show that the code can correct up to  $t := \left\lfloor \frac{d_H-1}{2} \right\rfloor$  errors.

One of the most important bounds in coding theory is the Singleton bound, which provides an upper bound on the minimum distance of a code.

**Theorem 8** (Singleton Bound [207]). Let  $k \leq n$  be positive integers and let  $\mathcal{C}$  be an  $[n, k]$  linear code over  $\mathbb{F}_q$ . Then,

$$d_H \leq n - k + 1.$$

*Exercise 9.* Prove the Singleton Bound by showing that deleting  $d_H - 1$  of the positions is an injective map.

A code that achieves the Singleton bound is called a *maximum distance separable* (MDS) code. MDS codes are of immense interest, since they can correct the maximal amount of errors for fixed code parameters.

Linear codes allow for an easy representations through their generator matrices, which have the code as an image.

**Definition 10** (Generator Matrix). Let  $k \leq n$  be positive integers and let  $\mathcal{C}$  be an  $[n, k]$  linear code over  $\mathbb{F}_q$ . Then, a matrix  $\mathbf{G} \in \mathbb{F}_q^{k \times n}$  is called a *generator matrix* of  $\mathcal{C}$  if

$$\mathcal{C} = \left\{ \mathbf{xG} \mid \mathbf{x} \in \mathbb{F}_q^k \right\},$$

that is, the rows of  $\mathbf{G}$  form a basis of  $\mathcal{C}$ .

One can also represent the code through a matrix  $\mathbf{H}$ , which has the code as kernel.

**Definition 11** (Parity-Check Matrix). Let  $k \leq n$  be positive integers and let  $\mathcal{C}$  be an  $[n, k]$  linear code over  $\mathbb{F}_q$ . Then, a matrix  $\mathbf{H} \in \mathbb{F}_q^{(n-k) \times n}$  is called a *parity-check matrix* of  $\mathcal{C}$ , if

$$\mathcal{C} = \left\{ \mathbf{y} \in \mathbb{F}_q^n \mid \mathbf{Hy}^\top = \mathbf{0} \right\}.$$

For any  $\mathbf{x} \in \mathbb{F}_q^n$ , we call  $\mathbf{xH}^\top$  a *syndrome*.

*Exercise 12.* Let  $k \leq n$  be positive integers and let  $\mathcal{C}$  be an  $[n, k]$  linear code over  $\mathbb{F}_q$ . Let  $\mathbf{H}$  be a parity-check matrix of  $\mathcal{C}$ . Show that  $\mathcal{C}$  has minimum distance  $d_H$  if and only if every  $d_H - 1$  columns of  $\mathbf{H}$  are linearly independent and there exist  $d_H$  columns, which are linearly dependent.

For  $\mathbf{x}, \mathbf{y} \in \mathbb{F}_q^n$  let us denote by  $\langle \mathbf{x}, \mathbf{y} \rangle$  the standard inner product, i.e.,

$$\langle \mathbf{x}, \mathbf{y} \rangle = \sum_{i=1}^n x_i y_i.$$

Then, we can define the dual of an  $[n, k]$  linear code  $\mathcal{C}$  over  $\mathbb{F}_q$  as the orthogonal space of  $\mathcal{C}$ .

**Definition 13** (Dual Code). Let  $k \leq n$  be positive integers and let  $\mathcal{C}$  be an  $[n, k]$  linear code over  $\mathbb{F}_q$ . The *dual code*  $\mathcal{C}^\perp$  is an  $[n, n - k]$  linear code over  $\mathbb{F}_q$ , defined as

$$\mathcal{C}^\perp = \{ \mathbf{x} \in \mathbb{F}_q^n \mid \langle \mathbf{x}, \mathbf{y} \rangle = 0 \ \forall \ \mathbf{y} \in \mathcal{C} \}.$$

*Exercise 14.* Show that the dual of an MDS code is an MDS code.

For  $\mathbf{x} \in \mathbb{F}_q^n$  and  $S \subseteq \{1, \dots, n\}$  we denote by  $\mathbf{x}_S$  the vector consisting of the entries of  $\mathbf{x}$  indexed by  $S$ . While for  $\mathbf{A} \in \mathbb{F}_q^{k \times n}$ , we denote by  $\mathbf{A}_S$  the matrix consisting of the columns of  $\mathbf{A}$  indexed by  $S$ . Similarly, we denote by  $\mathcal{C}_S$  the code consisting of the codewords  $\mathbf{c}_S$ .

Observe that an  $[n, k]$  linear code can be completely defined by certain sets of  $k$  positions. The following concept characterizes such defining sets.

**Definition 15** (Information Set). Let  $k \leq n$  be positive integers and let  $\mathcal{C}$  be an  $[n, k]$  linear code over  $\mathbb{F}_q$ . Then, a set  $I \subset \{1, \dots, n\}$  of size  $k$  is called an *information set* of  $\mathcal{C}$  if

$$|\mathcal{C}| = |\mathcal{C}_I|.$$

*Exercise 16.* How many information sets can an  $[n, k]$  linear code have at most?

*Exercise 17.* Let  $\mathcal{C}$  be an  $[n, k]$  linear code,  $I$  an information set and let  $\mathbf{G}$  be a generator matrix  $\mathbf{G}$  and  $\mathbf{H}$  a parity-check matrix. Show that  $\mathbf{G}_I$  is an invertible matrix of size  $k$ . If  $I^C := \{1, \dots, n\} \setminus I$  is the complement set of  $I$  then  $\mathbf{H}_{I^C}$  is an invertible matrix of size  $n - k$ .

*Exercise 18.* Let  $\mathcal{C}$  be the code generated by  $\mathbf{G} \in \mathbb{F}_5^{2 \times 4}$ , given as

$$\mathbf{G} = \begin{pmatrix} 1 & 3 & 2 & 3 \\ 0 & 4 & 4 & 3 \end{pmatrix}.$$

Determine all information sets of this code.

**Definition 19** (Systematic Form). Let  $k \leq n$  be positive integers and  $\mathcal{C}$  be an  $[n, k]$  linear code over  $\mathbb{F}_q$ . Then, for some permutation matrix  $\mathbf{P}$  and some invertible matrix  $\mathbf{U}$  the *systematic form* of the generator matrix  $\mathbf{G}$  is

$$\mathbf{UGP} = (\text{Id}_k \quad \mathbf{A}),$$

where  $\mathbf{A} \in \mathbb{F}_q^{k \times (n-k)}$ . Whereas, for some permutation matrix  $\mathbf{P}'$  and some invertible matrix  $\mathbf{U}'$ , the systematic form of the parity-check matrix is

$$\mathbf{U'HP'} = (\mathbf{B} \quad \text{Id}_{n-k}),$$

where  $\mathbf{B} \in \mathbb{F}_q^{(n-k) \times k}$ .

Let us denote by  $V_H(r, n, q)$  the volume of a ball in the Hamming metric, i.e.,

$$V_H(r, n, q) = |B_H(r, n, q)|.$$

The Gilbert-Varshamov bound [111, 218, 197] is one of the most prominent bounds in coding theory and widely used in code-based cryptography since it provides a sufficient condition for the existence of linear codes.

**Theorem 20** (Gilbert-Varshamov bound, e.g. [194], Theorem 4.4). *Let  $q$  be a prime power and let  $k \leq n$  and  $d_H$  be positive integers, such that*

$$V_H(d_H - 2, n - 1, q) < q^{n-k}.$$

*Then, there exists a  $[n, k]$  linear code over  $\mathbb{F}_q$  with minimum Hamming distance at least  $d_H$ .*

The better known Gilbert-Varshamov bound is a statement on the maximal size of a code, that is: let us denote by  $AL(n, d, q)$  the maximal size of a code in  $\mathbb{F}_q^n$  having minimum distance  $d$ .

**Theorem 21** (Gilbert-Varshamov Bound, e.g. [52], Theorem 13.71). *Let  $q$  be a prime power and  $n, d$  be positive integers. Then,*

$$AL(n, d, q) \geq \frac{q^n}{V_H(d - 1, n, q)}.$$

It turns out that random codes attain the asymptotic Gilbert-Varshamov bound with high probability. This will be an important result for asymptotic analysis of some algorithms. Let us first give some notation: let  $0 \leq \delta \leq 1$  denote the relative minimum distance, i.e.,  $\delta = d/n$  and let us denote by

$$\overline{R}(\delta) := \limsup_{n \rightarrow \infty} \frac{1}{n} \log_q AL(n, \delta n, q)$$

the asymptotic information rate.

**Definition 22** (Entropy Function). For a positive integer  $q \geq 2$  the  $q$ -ary entropy function is defined as follows:

$$h_q : [0, 1] \rightarrow \mathbb{R},$$

$$x \mapsto x \log_q(q-1) - x \log_q(x) - (1-x) \log_q(1-x).$$

*Exercise 23.* Show that for  $s \in [0, 1 - 1/q]$  we have that

1.  $V_H(sn, n, q) \leq q^{h_q(s)n}$ ,
2.  $V_H(sn, n, q) \geq q^{h_q(s)n - o(n)}$ ,

using Stirling's formula.

**Theorem 24** (The Asymptotic Gilbert-Varshamov Bound, e.g. [194], Theorem 4.10). *For every prime power  $q$  and  $\delta \in [0, 1 - 1/q]$  there exists an infinite family  $\mathcal{C}$  of codes with rate*

$$\overline{R}(\delta) \geq 1 - h_q(\delta).$$

Recall that in complexity theory we write  $f(n) = \Omega(g(n))$ , if

$$\limsup_{n \rightarrow \infty} \left| \frac{f(n)}{g(n)} \right| > 0.$$

For example,  $f(n) = \Omega(n)$  means that  $f(n)$  grows at least polynomially in  $n$ .

**Theorem 25** ([42, 182]). *For every prime power  $q$ ,  $\delta \in [0, 1 - 1/q]$  and  $0 < \varepsilon < 1 - h_q(\delta)$  and sufficiently large positive integer  $n$ . The following holds for*

$$k = \lceil (1 - h_q(\delta) - \varepsilon)n \rceil.$$

*If  $\mathbf{G} \in \mathbb{F}_q^{k \times n}$  is chosen uniformly at random, the linear code  $\mathcal{C}$  generated by  $\mathbf{G}$  has rate at least  $1 - h_q(\delta) - \varepsilon$  and relative minimum distance at least  $\delta$  with probability at least  $1 - e^{-\Omega(n)}$ .*

*Exercise 26.* Proof Theorem 25 following these steps:

1. What is the probability for  $\mathbf{G}$  to have full rank?
2. For each non-zero  $\mathbf{x} \in \mathbb{F}_q^k$  show that  $\mathbf{x}\mathbf{G}$  is a uniformly random element.
3. Show that the probability that  $\text{wt}_H(\mathbf{x}\mathbf{G}) \leq \delta n$  is at most  $q^{(h_q(\delta)-1)n}$ .
4. Use the union bound over all non-zero  $\mathbf{x}$  and the choice of  $k$  to get the claim.

These results hold also more in general over any finite chain ring and for any additive weight, see [65].

In order to give a self-contained chapter, we also want to introduce some of the most prominent codes that are used in code-based cryptography. For this we start with Generalized Reed-Solomon codes (GRS).

**Definition 27** (Generalized Reed-Solomon Code, [189]). Let  $k \leq n \leq q$  be positive integers. Let  $\alpha \in \mathbb{F}_q^n$  be an  $n$ -tuple of distinct elements, i.e.,  $\alpha = (\alpha_1, \dots, \alpha_n)$  with  $\alpha_i \neq \alpha_j$ , for all  $i \neq j \in \{1, \dots, n\}$ . Let  $\beta \in \mathbb{F}_q^n$  be an  $n$ -tuple of nonzero elements, i.e.,  $\beta = (\beta_1, \dots, \beta_n)$ , with  $\beta_i \neq 0$  for all  $i \in \{1, \dots, n\}$ . The *Generalized Reed-Solomon code* of length  $n$  and dimension  $k$ , denoted by  $\text{GRS}_{n,k}(\alpha, \beta)$  is defined as

$$\text{GRS}_{n,k}(\alpha, \beta) = \{(\beta_1 f(\alpha_1), \dots, \beta_n f(\alpha_n)) \mid f \in \mathbb{F}_q[x], \deg(f) < k\}.$$



In the case where  $\beta = (1, \dots, 1)$ , we call the code  $\text{GRS}_{n,k}(\alpha, \beta)$  a *Reed-Solomon (RS)* code and denote it by  $\text{RS}_{n,k}(\alpha)$ .

*Exercise 28.* Show that the Vandermonde matrix

$$\begin{pmatrix} 1 & \cdots & 1 \\ \alpha_1 & \cdots & \alpha_n \\ \vdots & & \vdots \\ \alpha_1^{k-1} & \cdots & \alpha_n^{k-1} \end{pmatrix}$$

is a generator matrix of a RS code. Similarly, build a generator matrix of the  $\text{GRS}_{n,k}(\alpha, \beta)$  code.

*Exercise 29.* Show that GRS codes are MDS codes, i.e.,

$$d_H(\text{GRS}_{n,k}(\alpha, \beta)) = n - k + 1.$$

Observe that the dual code of a GRS code is again a GRS code.

**Proposition 30** (E.g. [194], Proposition 5.2). *Let  $k \leq n \leq q$  be positive integers. Then*

$$\text{GRS}_{n,k}(\alpha, \beta)^\perp = \text{GRS}_{n,n-k}(\alpha, \gamma),$$

where

$$\gamma_i = \beta_i^{-1} \prod_{\substack{j=1 \\ j \neq i}}^n (\alpha_i - \alpha_j)^{-1}.$$

Another important family of codes in code-based cryptography is the family of classical  $q$ -ary Goppa codes.

Let  $m$  be a positive integer,  $n = q^m$  and  $\mathbb{F}_{q^m}$  be a finite field. Let  $G \in \mathbb{F}_{q^m}[x]$ . Then define the quotient ring

$$S_m = \mathbb{F}_{q^m}[x] / \langle G \rangle.$$

**Lemma 31** (E.g. [156], Chapter 12). *Let  $\alpha \in \mathbb{F}_q$  be such that  $G(\alpha) \neq 0$ . Then  $(x - \alpha)$  is invertible in  $S_m$  and*

$$(x - \alpha)^{-1} = -\frac{1}{G(\alpha)} \frac{G(x) - G(\alpha)}{x - \alpha}.$$

**Definition 32** (Classical Goppa Code [114, 115, 116]). Let  $\alpha = (\alpha_1, \dots, \alpha_n) \in \mathbb{F}_{q^m}^n$ , be such that  $\alpha_i \neq \alpha_j$  for all  $i \neq j \in \{1, \dots, n\}$  and  $G(\alpha_i) \neq 0$  for all  $i \in \{1, \dots, n\}$ . Then we can define the *classical  $q$ -ary Goppa code* as

$$\Gamma(\alpha, G) = \left\{ a \in \mathbb{F}_q^n \mid \sum_{i=1}^n \frac{a_i}{x - \alpha_i} = 0 \text{ in } S_m \right\}.$$

**Proposition 33** (E.g. [156], Chapter 12). *The Goppa code  $\Gamma(\alpha, G)$  has minimum Hamming distance  $d_H(\Gamma(\alpha, G)) \geq \deg(G) + 1$  and dimension  $k \geq n - m \deg(G)$ .*

In order to construct a parity-check matrix of a classical Goppa code, let us define  $\beta = (G(\alpha_1)^{-1}, \dots, G(\alpha_n)^{-1})$ . The parity-check matrix of  $\Gamma(\alpha, G)$  is then given by the weighted Vandermonde matrix

$$\mathbf{H} = \begin{pmatrix} \beta_1 & \cdots & \beta_n \\ \beta_1 \alpha_1 & \cdots & \beta_n \alpha_n \\ \vdots & & \vdots \\ \beta_1 \alpha_1^{r-1} & \cdots & \beta_n \alpha_n^{r-1} \end{pmatrix}.$$

Note that  $\mathbf{H} \in \mathbb{F}_{q^m}^{(n-k) \times n}$ , but the code  $\Gamma(\alpha, G)$  is the  $\mathbb{F}_q$ -kernel of  $\mathbf{H}$ .

From this construction, we can already see that strong connection between classical Goppa codes and GRS codes. For this we define subfield subcodes and alternant codes in the following.

**Definition 34** (Subfield Subcode, e.g. [156], Chapter 7). Let  $\mathcal{C}$  be an  $[n, k]$  linear code over  $\mathbb{F}_{q^m}$ . The *subfield subcode* of  $\mathcal{C}$  over  $\mathbb{F}_q$  is then defined as

$$\mathcal{C}_{\mathbb{F}_q} = \mathcal{C} \cap \mathbb{F}_q^n.$$

**Proposition 35** (E.g. [156], Chapter 7). Let  $\mathcal{C}$  be an  $[n, k]$  linear code over  $\mathbb{F}_{q^m}$  with minimum distance  $d$ . Then  $\mathcal{C}_{\mathbb{F}_q}$  has dimension  $\geq n - m(n - k)$  and minimum distance  $\geq d$ .

*Exercise 36.* Prove Proposition 35 using the map

$$\begin{aligned} \phi : \mathbb{F}_{q^m}^n &\rightarrow \mathbb{F}_{q^m}^n, \\ (x_1, \dots, x_n) &\mapsto (x_1^q - x_1, \dots, x_n^q - x_n). \end{aligned}$$

A special case of subfield subcodes are the alternant codes, where one takes subfield subcodes of GRS codes.

**Definition 37** (Alternant Code, e.g. [156], Chapter 12). Let  $\alpha \in \mathbb{F}_{q^m}^n$  be pairwise distinct and  $\beta \in (\mathbb{F}_{q^m}^\times)^n$ . Then the *alternant code*  $\mathcal{A}_{m,n,k}(\alpha, \beta)$  is defined as

$$\mathcal{A}_{m,n,k}(\alpha, \beta) = \text{GRS}_{m,n,k}(\alpha, \beta) \cap \mathbb{F}_q^n.$$

**Proposition 38** (E.g. [156], Chapter 12). The alternant code  $\mathcal{A}_{m,n,k}(\alpha, \beta)$  has dimension  $\geq n - m(n - k)$  and minimum distance  $\geq n - k + 1$ .

*Exercise 39.* Prove Proposition 38.

Thus, classical Goppa codes are alternant codes, i.e., subfield subcodes of GRS codes.

Another important family of codes is that of cyclic codes. They can be represented through only one vector. Let  $c = (c_1, \dots, c_n) \in \mathbb{F}_q^n$ , then we denote by  $\sigma(c)$  its *cyclic shift*, i.e.,

$$\sigma(c_1, \dots, c_n) = (c_n, c_1, \dots, c_{n-1}).$$

We call a code cyclic, if the cyclic shift of any codeword is also a codeword.

**Definition 40** (Cyclic Code, e.g. [194], Chapter 8). Let  $\mathcal{C}$  be an  $[n, k]$  linear code over  $\mathbb{F}_q$ . We say that  $\mathcal{C}$  is *cyclic* if  $\sigma(\mathcal{C}) = \mathcal{C}$ .

**Proposition 41** (E.g. [194], Example 8.2). Let  $k \leq n \leq q - 1$  be positive integers and let  $\alpha \in \mathbb{F}_q^n$  be pairwise distinct. Then  $RS_{n,k}(\alpha)$  is a cyclic code.

*Exercise 42.* Prove Proposition 41.

Note that any polynomial  $c(x) = \sum_{i=0}^{n-1} c_i x^i \in \mathbb{F}_q[x]$  of degree (at most)  $n-1$  corresponds naturally to a vector  $c = (c_0, \dots, c_{n-1}) \in \mathbb{F}_q^n$ .

**Proposition 43** (E.g. [194], Chapter 8). *Cyclic codes over  $\mathbb{F}_q$  of length  $n$  are ideals of  $\mathbb{F}_q[x]/(x^n - 1)$ .*

*Exercise 44.* Prove Proposition 43 using the map

$$\begin{aligned} \varphi : \mathbb{F}_q[x]/(x^n - 1) &\rightarrow \mathbb{F}_q^n, \\ c(x) &\mapsto (c_0, \dots, c_{n-1}). \end{aligned}$$

Since we can see cyclic codes as ideals in  $\mathbb{F}_q[x]/(x^n - 1)$ , we can also consider the generator polynomial of a cyclic code.

**Definition 45** (Generator Polynomial). The *generator polynomial* of a cyclic code  $\mathcal{C} \subset \mathbb{F}_q^n$  is the unique monic generator of minimal degree of the corresponding ideal in  $\mathbb{F}_q[x]/(x^n - 1)$ .

**Proposition 46** (E.g. [194], Proposition 8.1). *Let  $\mathcal{C}$  be a cyclic code over  $\mathbb{F}_q$  of length  $n$  with generator polynomial  $g(x) = \sum_{i=0}^r g_i x^i$ , where  $r$  is the degree of  $g$ . Then*

1.  $g(x) \mid x^n - 1$ .
2.  $\mathcal{C}$  has dimension  $n - r$ .
3. A generator matrix  $G \in \mathbb{F}_q^{(n-r) \times n}$  of  $\mathcal{C}$  is given by

$$G = \begin{pmatrix} g_0 & \cdots & g_r & & \\ & \ddots & & \ddots & \\ & & g_0 & \cdots & g_r \end{pmatrix}.$$

4. Let  $h(x)$  be such that  $g(x)h(x) = x^n - 1$ , then  $\langle g(x) \rangle^\perp = \langle h(x) \rangle$ .

*Exercise 47.* Prove Proposition 46.

*Exercise 48.* How many cyclic codes over  $\mathbb{F}_3$  of length 4 exist?

Note that the generator matrix in Proposition 46 is in a special form, such a matrix is called a *circulant matrix*.

*Exercise 49.* Give the generator polynomial of  $\text{RS}_{n,k}(\alpha, \beta)$ .

*Exercise 50.* Let us consider the code  $\mathcal{C}$  over  $\mathbb{F}_3$  generated by

$$\mathbf{G} = \begin{pmatrix} 1 & 0 & 1 & 0 \\ 0 & 1 & 0 & 1 \end{pmatrix}.$$

1. Show that  $\mathcal{C}$  is cyclic.
2. Find the generator polynomial of  $\mathcal{C}$ .
3. Find the generator polynomial of  $\mathcal{C}^\perp$ .

Another interesting family of codes for cryptography are the *low-density parity-check* (LDPC) codes introduced by Gallager [109]. The idea of LDPC codes is to have a parity-check matrix that is sparse. These codes are usually defined over the binary, although they can be generalized to arbitrary finite fields [86], for the applications in cryptography the binary LDPC codes suffice. In order to define LDPC codes we introduce the notation of *row-weight*, respectively *column-weight* of a matrix, which refers to the Hamming weight of each row, respectively of each column. Thus, a matrix having row-weight  $w$ , asks for each row to have Hamming weight  $w$ .

Classically LDPC codes are defined as follows.

**Definition 51** ([109]). Let  $\lambda, \rho \in \mathbb{N}$ . An  $[n, k]$  linear code  $\mathcal{C}$  over  $\mathbb{F}_2$  is called a  $(\lambda, \rho)$ -regular LDPC code, if there exists a parity-check matrix  $\mathbf{H} \in \mathbb{F}_2^{(n-k) \times n}$  of  $\mathcal{C}$  which has column-weight  $\lambda$  and row-weight  $\rho$ .

A more common definition for cryptographic applications reads as follows.

**Definition 52.** Let  $w \in \mathbb{N}$  be a constant. An  $[n, k]$  linear code  $\mathcal{C}$  over  $\mathbb{F}_2$  is called a  $w$ -low-density parity-check code, if there exists a parity-check matrix  $\mathbf{H} \in \mathbb{F}_2^{(n-k) \times n}$  of  $\mathcal{C}$  having row-weight  $w$ .

*Exercise 53.* Show that the rate of an  $(\lambda, \rho)$ -regular LDPC code is given by  $1 - \lambda/\rho$ .

For a parity-check matrix  $\mathbf{H} \in \mathbb{F}_2^{(n-k) \times n}$  and a received vector  $\mathbf{x} \in \mathbb{F}_2^n$  we call the  $(n - k)$  equations derived from  $\mathbf{H}\mathbf{x}^\top$  *parity-check equations*, i.e.,

$$\sum_{j=1}^n h_{ij}x_j$$

for all  $i \in \{1, \dots, n - k\}$ . We say that a parity-check equation is *satisfied* if

$$\sum_{j=1}^n h_{ij}x_j = 0,$$

and else call it *unsatisfied*.

LDPC codes are interesting from a coding-theoretic point of view, as they (essentially) achieve Shannon capacity in a practical way. From a cryptographic stand point, these codes are interesting as they have no algebraic structure, which might be detected by an attacker, but nevertheless have an efficient decoding algorithm.

One decoding algorithm dates back to Gallager [109] and is called Bit-Flipping algorithm. There have been many improvements (e.g. [221, 135, 157]). The algorithm is iterative and its error correction capability increases with the code length. The idea of the Bit-Flipping algorithm is that at each iteration the number of unsatisfied parity-check equations associated to each bit of the received vector is computed. Each bit which has more than  $b \in \mathbb{N}$  (some threshold parameter) unsatisfied parity-check equations is flipped and the syndrome is updated accordingly. This process is repeated until either the syndrome becomes  $\mathbf{0}$ , or until a maximal number of iteration  $M \in \mathbb{N}$  is reached. In the later case we have a *decoding failure*. The complexity of this algorithm is thus given by  $\mathcal{O}(nwN)$ , where  $w$  is the row-weight of the parity-check matrix and  $N$  is the average number of iterations.

One can also relax the condition on the row-weight of LDPC codes, to get moderate-density parity-check (MDPC) codes.

**Definition 54** ([172]). An  $[n, k]$  linear code  $\mathcal{C}$  over  $\mathbb{F}_2$  is called a *moderate-density parity-check code*, if there exists a parity-check matrix  $\mathbf{H} \in \mathbb{F}_2^{(n-k) \times n}$  having row-weight  $\mathcal{O}(\sqrt{n \log(n)})$ .

Thus, the only difference to LDPC codes is, that we allow a larger row-weight in the parity-check matrix. This might however lead to an increase of iterations within the Bit-Flipping algorithm and decoding failures become increasingly likely.

Finally, we introduce quasi-cyclic codes. For  $\mathbf{x} = (x_1, \dots, x_n) \in \mathbb{F}_q^n$  and some  $\ell \in \{1, \dots, n\}$  we denote by  $\sigma_\ell(x)$  its  $\ell$ -cyclic shift, i.e.,

$$\sigma_\ell(\mathbf{x}) = (x_{1+\ell}, \dots, x_{n+\ell}),$$

where the indices  $i + \ell$  should be considered modulo  $n$ .

**Definition 55** (E.g. [156], Chapter 16). An  $[n, k]$  linear code  $\mathcal{C}$  is a *quasi-cyclic (QC)* code, if there exists  $\ell \in \mathbb{N}$ , such that  $\sigma_\ell(\mathcal{C}) = \mathcal{C}$ .

In addition, if  $n = \ell a$ , for some  $a \in \mathbb{N}$ , then it is convenient to write the generator matrix composed into  $a \times a$  circulant matrices.

We introduce a class of codes, the Reed-Muller codes, introduced in [168] in 1954. They are, similarly to Reed-Solomon codes, constructed as the evaluation of polynomials. While Reed-Solomon codes only consider polynomials in one variable, Reed-Muller codes use multivariate polynomials. For this part we follow [122].

Let  $p$  be a prime,  $q = p^n$  and  $m, r$  be positive integers. Denote with  $\mathbb{F}_q[x_1, \dots, x_m]_{\leq r}$  the  $\mathbb{F}_q$ -vector space of polynomials in  $m$  variables of degree at most  $r$  and fix an order  $\{\alpha_1, \alpha_2, \dots, \alpha_{q^m}\}$  of  $\mathbb{F}_q^m$ .

**Definition 56** ([168]). The *Reed-Muller code*  $\text{RM}_q(m, r)$  over  $\mathbb{F}_q$  is defined as the image of the evaluation map

$$\begin{aligned} \text{ev} : \mathbb{F}_q[x_1, \dots, x_m]_{\leq r} &\rightarrow \mathbb{F}_q^{q^m}, \\ f &\mapsto (f(\alpha_1), f(\alpha_2), \dots, f(\alpha_{q^m})). \end{aligned}$$

We will note that there exist efficient decoding algorithms for Reed-Muller codes, the first efficient decoding algorithm was published in [188].

For the case  $q = 2$ , we can compute dimension and minimum distance of  $\text{RM}_q(m, r)$ .

**Proposition 57** (E.g. [194], Problem 2.19). *Let  $r \leq m$ . Then  $\dim_{\mathbb{F}_2}(\text{RM}_2(m, r)) = \sum_{i=0}^r \binom{m}{i}$ .*

*Exercise 58.* Prove Proposition 57 using the following steps:

1. Consider  $\mathcal{B} = \{x_{i_1}x_{i_2} \cdots x_{i_k} \mid i_1 < i_2 < \dots < i_k, 0 \leq k \leq r\}$ . Show that  $\text{ev}(\mathcal{B})$  spans  $\text{RM}_2(m, r)$  as  $\mathbb{F}_2$ -vector space. (*Hint:  $x^2 = x$  in  $\mathbb{F}_2$ .*)
2. Let  $f$  be a polynomial in the linear span of  $\mathcal{B}$ . We may assume that  $x_1x_2 \cdots x_s$  is a maximum degree term (otherwise change the indices of  $x_1, x_2, \dots, x_m$ ) and write

$$f = x_1x_2 \cdots x_s + g(x_1, x_2, \dots, x_m).$$

Let  $\alpha_{s+1}, \dots, \alpha_m \in \mathbb{F}_2$ . Justify that  $h(x_1, \dots, x_s) := f(x_1, \dots, x_s, \alpha_{s+1}, \dots, \alpha_m)$  is a non-zero polynomial.

3. Show that there exist  $\alpha_1, \dots, \alpha_s \in \mathbb{F}_2$  such that  $h(\alpha_1, \dots, \alpha_s) \neq 0$ . (Hint: if  $h$  does not have a constant term, write  $h(x_1, \dots, x_s) = x_{i_1} \cdots x_{i_k} + k(x_1, \dots, x_s)$ , where  $x_{i_1} \cdots x_{i_k}$  is a term of minimal degree.)
4. Deduce that the evaluation map restricted to the linear span of  $\mathcal{B}$ ,  $ev|_{\langle \mathcal{B} \rangle}$ , is injective and conclude the proof of Proposition 57.

**Proposition 59** (E.g. [194], Problem 2.19). *Let  $r \leq m$ . The minimum distance of  $RM_2(m, r)$  is  $2^{m-r}$ .*

*Proof.* Let  $a(x_1, \dots, x_m) = x_1 \cdots x_r$ . Note that  $f(\alpha_1, \dots, \alpha_m)$  is non-zero if and only if  $\alpha_1 = \alpha_2 = \dots = \alpha_r = 1$ . There are  $2^{m-r}$  choices of vectors  $(1, \dots, 1, \alpha_{r+1}, \dots, \alpha_m) \in \mathbb{F}_2^m$ , so  $ev(f)$  is a codeword of weight  $2^{m-r}$ , implying that the minimum distance is at most  $2^{m-r}$ .

Let  $\mathcal{B} = \{x_{i_1} x_{i_2} \cdots x_{i_k} \mid i_1 < i_2 < \dots < i_k, 0 \leq k \leq r\}$ . We have seen in Exercise 58 that  $ev(\langle \mathcal{B} \rangle)$  is a basis of  $RM_2(m, r)$ . Let  $f(x_1, \dots, x_m) \in \langle \mathcal{B} \rangle$  be a non-zero polynomial, we may assume that  $x_1 x_2 \cdots x_s$  is a term of  $f$  of maximum degree. Write

$$f = x_1 x_2 \cdots x_s + g(x_1, x_2, \dots, x_m).$$

Then

$$h(x_1, \dots, x_s) := f(x_1, \dots, x_s, \alpha_{s+1}, \dots, \alpha_m)$$

is a non-zero polynomial for all  $\alpha_{s+1}, \dots, \alpha_m \in \mathbb{F}_2$ , and there exist  $\alpha_1, \dots, \alpha_s \in \mathbb{F}_2$  such that  $h(\alpha_1, \dots, \alpha_s) \neq 0$  (see Exercise 58). There are  $2^{m-s}$  choices of  $\alpha_{s+1}, \dots, \alpha_m$ , so  $ev(h)$  has weight at least  $2^{m-s} \geq 2^{m-r}$ .  $\square$

We also want to introduce the following two methods to get a new code from an old code: puncturing and shortening. When we puncture a code we essentially delete all coordinates indexed by a certain set in all codewords, while shortening can be regarded as the puncturing of a special subcode.

**Definition 60.** Let  $\mathcal{C}$  be an  $[n, k]$  linear code over  $\mathbb{F}_q$  and let  $T \subseteq \{1, \dots, n\}$  be a set of size  $t$ . Then, we define the *punctured code*  $\mathcal{C}^T$  in  $T$  as follows

$$\mathcal{C}^T = \{(c_i)_{i \notin T} \mid c \in \mathcal{C}\}.$$

Let us define  $\mathcal{C}(T)$  to be the subcode containing all codewords which are 0 in  $T$ , that is

$$\mathcal{C}(T) = \{c \in \mathcal{C} \mid c_t = 0 \ \forall t \in T\}.$$

Then, we define the *shortened code*  $\mathcal{C}_T$  in  $T$  to be

$$\mathcal{C}_T = \mathcal{C}(T)^T.$$

Clearly the punctured code  $\mathcal{C}^T$  has now length  $n - t$ . What happens to its dimension?

*Exercise 61.* Show that if  $t < d$  the minimum distance of  $\mathcal{C}$ , then  $\mathcal{C}^T$  has dimension  $k$ .

Shortening and puncturing of a code are heavily connected through the dual code:

**Theorem 62** (E.g. [194], Problem 2.14). *Let  $\mathcal{C}$  be a linear  $[n, k]$  code over  $\mathbb{F}_q$  with dual code  $\mathcal{C}^\perp$ . Let  $T \subseteq \{1, \dots, n\}$  be a set of size  $t$ . Then*

1.  $(\mathcal{C}^\perp)_T = (\mathcal{C}^T)^\perp$ ,

$$2. (\mathcal{C}^\perp)^T = (\mathcal{C}_T)^\perp.$$

*Example 63.* Let us consider the binary code generated by

$$\mathbf{G} = \begin{pmatrix} 1 & 0 & 0 & 1 & 1 & 0 \\ 0 & 1 & 0 & 0 & 1 & 1 \\ 0 & 0 & 1 & 1 & 1 & 1 \end{pmatrix},$$

and  $T = \{4, 5\}$ . Then, the punctured code  $\mathcal{C}^T$  has generator matrix

$$\mathbf{G}^T = \begin{pmatrix} 1 & 0 & 0 & 0 \\ 0 & 1 & 0 & 1 \\ 0 & 0 & 1 & 1 \end{pmatrix}.$$

Note that  $\mathcal{C}(T) = \{(1, 0, 1, 0, 0, 1), (0, 0, 0, 0, 0, 0)\}$ , thus the generator matrix of  $\mathcal{C}_T$  is given by

$$\mathbf{G}_T = \begin{pmatrix} 1 & 0 & 1 & 1 \end{pmatrix}.$$

*Exercise 64.* Show that Theorem 62 holds for this example.

We say that two codes  $\mathcal{C}_1$  and  $\mathcal{C}_2$  are *permutation equivalent*, if there exists a permutation of indices, which transforms  $\mathcal{C}_1$  into  $\mathcal{C}_2$ , that is there exists  $\sigma \in S_n$ , such that  $\sigma(\mathcal{C}_1) = \mathcal{C}_2$ .

Concatenated codes were first introduced by Forney [101], and use the basic idea of a double encoding process through two codes.

**Definition 65** ([101]). Let  $\mathcal{C}_1$  be an  $[n_1, k_1]$  linear code of minimum distance  $d_1$  over  $\mathbb{F}_q$ , called *inner code* and  $\mathcal{C}_2$  be an  $[n_2, k_2]$  linear code of minimum distance  $d_2$  over  $\mathbb{F}_{q^{k_1}}$ , called *outer code*. Then, the *concatenated code*  $\mathcal{C} = \mathcal{C}_2 \circ \mathcal{C}_1$  is an  $[n_1 n_2, k_1 k_2]$  linear code over  $\mathbb{F}_q$  of minimum distance at least  $d_1 d_2$ .

The codewords of  $\mathcal{C}$  are built as follows: for any  $\mathbf{u} \in \mathbb{F}_{q^{k_1}}^{k_2}$  and encode  $\mathbf{u}$  using a generator matrix  $\mathbf{G}_2$  of  $\mathcal{C}_2$ , receiving the codeword  $((\mathbf{u}\mathbf{G}_2)_1, \dots, (\mathbf{u}\mathbf{G}_2)_{n_2})$ . Let us denote for  $a \in \mathbb{F}_{q^{k_1}}$  by  $\bar{a}$  the corresponding vector in  $\mathbb{F}_q^{k_1}$  having fixed a basis. As a next step we represent the entries of each codeword as a vector in  $\mathbb{F}_q^{k_1}$  and encode them using a generator matrix  $\mathbf{G}_1$  of  $\mathcal{C}_1$ . Then, the codewords of  $\mathcal{C}$  are of the form

$$((\overline{\mathbf{u}\mathbf{G}_2})_1 \mathbf{G}_1, \dots, (\overline{\mathbf{u}\mathbf{G}_2})_{n_2} \mathbf{G}_1).$$

Until now, we have considered classical coding theory, where the finite field is endowed with the Hamming metric. However, there exist many more metrics, for example the rank metric. In the following we introduce rank-metric codes, for which we follow the notation of [117]. Let us denote by  $\mathbb{F}_q^{n \times m}$  the  $n \times m$  matrices over  $\mathbb{F}_q$ .

**Definition 66** ([92, 195, 102]). [Rank Metric] Let  $A, B \in \mathbb{F}_q^{n \times m}$ . The *rank weight* of  $A$  is given by the rank of  $A$ , i.e.,  $\text{wt}_R(A) = \text{rk}(A)$  and the rank distance between  $A$  and  $B$  is given by

$$d_R(A, B) = \text{rk}(A - B).$$

Using this metric on  $\mathbb{F}_q^{n \times m}$  we can define the matrix rank-metric codes.

**Definition 67** (Matrix Rank-Metric Codes, [92, 195, 102]). An  $\mathbb{F}_q$ -linear subspace of  $\mathbb{F}_q^{n \times m}$  is called a *matrix rank-metric code*.

A special class of matrix rank-metric codes are the vector rank-metric codes.

**Definition 68** (Vector Rank Metric, [92, 195, 102]). Let  $x, y \in \mathbb{F}_{q^m}^n$ . The *rank weight* of  $x$  is defined as the dimension of the  $\mathbb{F}_q$ -vector space generated by its entries, i.e.,

$$\text{wt}_R(x) = \dim_{\mathbb{F}_q} (\langle x_1, \dots, x_n \rangle_{\mathbb{F}_q})$$

and the rank distance between  $x$  and  $y$  is given by

$$d_R(x, y) = \text{wt}_R(x - y).$$

While in the Hamming metric the support of  $x \in \mathbb{F}_{q^m}^n$  is defined as the indices of non-zero entries of  $x$ , i.e.,

$$\text{supp}_H(x) = \{i \in \{1, \dots, n\} \mid x_i \neq 0\},$$

the support in the rank metric is defined as the  $\mathbb{F}_q$ -vector space generated by its entries, i.e.,

$$\text{supp}_R(x) = \langle x_1, \dots, x_n \rangle_{\mathbb{F}_q}.$$

With this metric we can define the vector rank-metric codes.

**Definition 69** (Vector Rank-Metric Codes, [92, 195, 102]). An  $\mathbb{F}_{q^m}$ -linear subspace of  $\mathbb{F}_{q^m}^n$  is a *vector rank-metric code*.

While every vector rank-metric code is a matrix-rank metric code, the opposite is not true. Let  $B = \{b_1, \dots, b_m\}$  be a basis of  $\mathbb{F}_{q^m}$  over  $\mathbb{F}_q$ , then for every  $x \in \mathbb{F}_{q^m}^n$ , there exist  $x^{(j)} \in \mathbb{F}_q$  for  $j \in \{1, \dots, m\}$  such that we can write

$$x = \sum_{j=1}^m b_j x^{(j)}.$$

Thus for a vector  $x = (x_1, \dots, x_n) \in \mathbb{F}_{q^m}^n$ , we can define  $B(x) \in \mathbb{F}_q^{n \times m}$  having entries  $B(x)_{i,j} = x_i^{(j)}$ . With this we can define for a vector rank-metric code  $\mathcal{C} \subset \mathbb{F}_{q^m}^n$  the matrix rank-vector code

$$B(\mathcal{C}) = \{B(c) \mid c \in \mathcal{C}\}.$$

**Proposition 70** (E.g. [117], Proposition 1.5). Let  $\mathcal{C} \subset \mathbb{F}_{q^m}^n$  be a vector rank-metric code of dimension  $k$ . Then  $B(\mathcal{C})$  has dimension  $mk$  over  $\mathbb{F}_q$ .

*Exercise 71.* Prove Proposition 70.

Similarly to before for the rank metric we can define the minimum distance of a code.

Let  $\mathcal{C} \subset \mathbb{F}_q^{n \times m}$  be a matrix rank-metric code. Then  $\mathcal{C}$  has minimum rank distance

$$d_R(\mathcal{C}) = \min\{\text{wt}_R(A) \mid A \in \mathcal{C}, A \neq 0\}.$$

The same works as well for vector rank-metric codes: let  $\mathcal{C} \subset \mathbb{F}_{q^m}^n$  be a vector rank-metric code. Then  $\mathcal{C}$  has minimum rank distance

$$d_R(\mathcal{C}) = \min\{\text{wt}_R(c) \mid c \in \mathcal{C}, c \neq 0\}.$$

*Exercise 72.* Let  $\{0\} \neq \mathcal{C} \subset \mathbb{F}_{q^m}^n$  be a vector rank-metric code with minimum rank distance  $d_R(\mathcal{C})$  and let  $B$  be a basis of  $\mathbb{F}_{q^m}$  over  $\mathbb{F}_q$ . Show that

$$d_R(\mathcal{C}) = d_R(B(\mathcal{C})).$$



With the minimum rank distance we can also state a Singleton bound:

**Theorem 73** (Matrix Rank-Metric Singleton Bound, [92], Theorem 5.4). *Let  $\mathcal{C} \subset \mathbb{F}_q^{n \times m}$  be a matrix rank-metric code of dimension  $\dim_{\mathbb{F}_q}(\mathcal{C}) = k$  with minimum rank distance  $d_R(\mathcal{C})$ . Then*

$$k \leq \max\{n, m\}(\min\{n, m\} - d_R(\mathcal{C}) + 1).$$

Codes achieving this bound are called Matrix Maximum Rank Distance (Matrix MRD) codes.

**Theorem 74** (Vector Rank-Metric Singleton Bound, [102], Lemma 1). *Let  $\mathcal{C} \subset \mathbb{F}_{q^m}^n$  be a vector rank-metric code of dimension  $\dim_{\mathbb{F}_{q^m}}(\mathcal{C}) = k$  with minimum rank distance  $d_R(\mathcal{C})$ . Then*

$$k \leq n - d_R(\mathcal{C}) + 1.$$

Codes achieving these bounds are called Vector Maximum Rank Distance (Vector MRD) codes.

Note that MDS codes have density 1 for  $q$  going to infinity, and due to the MDS conjecture, we assume they have density 0 for  $n$  going to infinity. Similar results hold also for the rank metric: vector MRD codes are dense for  $q$  going to infinity by [169] and since  $d_R(\mathcal{C})$  is bounded by  $m$ , have density 0 for  $n$  going to infinity. It was shown in [120] that matrix MRD codes are sparse for all parameter sets as the field grows, with only very few exceptions. Unlike in the Hamming metric, we know that vector MRD codes exist for any set of parameters, by the seminal work of Delsarte [92] and Gabidulin [102]. The code presented within these papers is usually referred to as (classical) Gabidulin code. In order to introduce these codes let us first recall the basics of  $q$ -polynomials.

A  $q$ -polynomial or linearized polynomial  $f$  of  $q$ -degree  $d$  over  $\mathbb{F}_{q^m}$  is a polynomial of the form

$$f(x) = \sum_{i=0}^d f_i x^{q^i}.$$

Let us denote by  $P_\ell$  the  $q$ -polynomials of  $q$ -degree up to  $\ell$  over  $\mathbb{F}_{q^m}$ .

The classical Gabidulin code can now be defined in a similar fashion as the Reed-Solomon code, i.e., as evaluation code.

**Definition 75** (Classical Gabidulin Code, [92, 102]). Let  $g_1, \dots, g_n \in \mathbb{F}_{q^m}$  be linearly independent over  $\mathbb{F}_q$  and let  $k \leq n \leq m$ . The classical Gabidulin code  $\mathcal{C} \subset \mathbb{F}_{q^m}^n$  of dimension  $k$  is defined as

$$\mathcal{C} = \{(f(g_1), \dots, f(g_n)) \mid f \in P_{k-1}\}.$$

*Exercise 76.* Show that classical Gabidulin codes are vector MRD codes, by taking a non-zero codeword  $c = (f(g_1), \dots, f(g_n))$  and considering the  $\mathbb{F}_q$ -dimension of the kernel of the  $q$ -polynomial  $f$ .

In order to introduce the generalized Gabidulin codes, we first have to define the rank analog of the Vandermonde matrix.

**Definition 77** (Moore Matrix, [167]). Let  $(v_1, \dots, v_n) \in \mathbb{F}_{q^m}^n$ . We denote the by

$$M_{s,k}(v_1, \dots, v_n) \in \mathbb{F}_{q^m}^{k \times n}$$

the  $s$ -Moore matrix:

$$M_{s,k}(v_1, \dots, v_n) = \begin{pmatrix} v_1 & \cdots & v_n \\ v_1^{[s]} & \cdots & v_n^{[s]} \\ \vdots & \ddots & \vdots \\ v_1^{[s(k-1)]} & \cdots & v_n^{[s(k-1)]} \end{pmatrix},$$

where  $[i] = q^i$ .

**Definition 78** (Generalized Gabidulin Code, [140]). Let  $g_1, \dots, g_n \in \mathbb{F}_{q^m}$  be linearly independent over  $\mathbb{F}_q$  and let  $s$  be coprime to  $m$ . The generalized Gabidulin code  $\mathcal{C} \subset \mathbb{F}_{q^m}^n$  of dimension  $k$  is defined as the rowspan of  $M_{s,k}(g_1, \dots, g_n)$ .

For  $s = 1$ , we can see that this coincides with the classical Gabidulin codes, which have the generator matrix

$$M_{1,k}(g_1, \dots, g_n) = \begin{pmatrix} g_1 & \cdots & g_n \\ g_1^q & \cdots & g_n^q \\ \vdots & \ddots & \vdots \\ g_1^{q^{k-1}} & \cdots & g_n^{q^{k-1}} \end{pmatrix}.$$

Since the Moore matrix can be seen as a rank analog of a Vandermonde matrix, a generalized Gabidulin code can be seen as a rank analog of a generalized Reed-Solomon code. In fact, as generalized Reed-Solomon codes are MDS codes, generalized Gabidulin codes are vector MRD codes.

**Theorem 79** ([140]). *The generalized Gabidulin code  $\mathcal{C} \subset \mathbb{F}_{q^m}^n$  of dimension  $k$  is a vector MRD code.*

In addition, as in the Hamming metric we have nice duality results.

**Proposition 80** ([140]). *Let  $\mathcal{C} \subset \mathbb{F}_{q^m}^n$  be a  $k$  dimensional generalized Gabidulin code, then  $\mathcal{C}^\perp \subset \mathbb{F}_{q^m}^n$  is a  $n - k$  dimensional generalized Gabidulin code.*

This duality result holds also more in general; for all vector MRD codes.

**Proposition 81** ([140]). *Let  $\mathcal{C} \subset \mathbb{F}_{q^m}^n$  be a  $k$ -dimensional vector MRD code, then  $\mathcal{C}^\perp \subset \mathbb{F}_{q^m}^n$  is a  $(n - k)$ -dimensional vector MRD code.*

The classical Gabidulin code has been the first rank-metric code introduced into code-based cryptography in [103], which is known as the GPT system. Other classes of rank-metric codes that are used in code-based cryptography are the rank analogues of LDPC and MDPC codes. Instead of asking for a low (respectively moderate) number of non-zero entries within each row of the parity-check matrix, one now has to consider the  $\mathbb{F}_q$ -subspace generated by the coefficients of the parity-check matrix.

**Definition 82** (Low Rank Parity-Check Code (LRPC), [104]). Let  $\mathbf{H} \in \mathbb{F}_{q^m}^{(n-k) \times n}$  be a full rank matrix, such that its coefficients  $h_{i,j}$  generate an  $\mathbb{F}_q$ -subspace  $F$  of small dimension  $d$ ,

$$F = \langle (h_{i,j})_{i,j} \rangle_{\mathbb{F}_q}.$$

The code  $\mathcal{C} \subset \mathbb{F}_{q^m}^n$  having parity-check matrix  $\mathbf{H}$  is called a low rank parity-check (LRPC) code of dual weight  $d$  and support  $F$ .

## 2.3 Cryptography

As coding theory is the art of *reliable* communication, this goes hand in hand with cryptography, the art of *secure* communication. In cryptography we differ between two main branches, symmetric cryptography and asymmetric cryptography.

In *symmetric* cryptography there are the two parties that want to communicate with each other and prior to communication have exchanged some key, that will enable them a secure communication. Such secret key exchange might be performed using protocols such as the Diffie-Hellman key exchange [93], which itself lies in the realm of asymmetric cryptography.

More mathematically involved is the branch of *asymmetric* cryptography, where the two parties do not share the same key. In this survey we will focus on two main subjects of asymmetric cryptography, that were also promoted by the NIST standardization call [75], namely public-key encryption (PKE) schemes and digital signature schemes.

Many of these cryptographic schemes seem very abstract when discussed in generality. To get a grasp of the many definitions and concepts, we will also provide some easy examples. First of all, let us recall the definition of a hash function. A *hash function* is a function that compresses the input value to a fixed length. In addition, we want that it is computationally hard to reverse a hash function and also to find a different input giving the same hash value. In this chapter, we denote a publicly known hash function by  $\mathcal{H}$ .

### 2.3.1 Public-Key Encryption

Let us start with public-key encryption (PKE) schemes. A PKE consists of three steps:

1. key generation,
2. encryption,
3. decryption.

The main idea is that one party, usually called Alice, constructs a *secret key*  $\mathcal{S}$  and a connected *public key*  $\mathcal{P}$ . The public key, as the name suggests, is made publicly known, while the secret key is kept private.

This allows an other party, usually called Bob, to use the public key to encrypt a *message*  $m$  by applying the public key, gaining the so called *cipher*  $c$ .

The cipher is now sent through the insecure channel to Alice, who can use her secret key  $\mathcal{S}$  to decrypt the cipher and recover the message  $m$ .

An adversary, usually called Eve, can only see the cipher  $c$  and the public key  $\mathcal{P}$ . In order for a public-key encryption scheme to be considered secure, it should be infeasible for Eve to recover from  $c$  and  $\mathcal{P}$  the message  $m$ . This also implies that the public key should not reveal the secret key.

What exactly does infeasible mean, however? This is the topic of *security*. For a cryptographic scheme, we define its *security level* to be the average number of binary operations needed for an adversary to break the cryptosystem, that means either to recover the message (called *message recovery*) or the secret key (called *key recovery*).

Usual security levels are  $2^{80}$ ,  $2^{128}$ ,  $2^{256}$  or even  $2^{512}$ , meaning for example that an adversary is expected to need at least  $2^{80}$  binary operations in order to reveal the message. These are referred to as 80 bit, 128 bit, 256 bit, or 512 bit security levels.

Apart from the security of a PKE, one is also interested in the performance, including how fast the PKE can be executed and how much storage the keys require. Important parameters of a public-key encryption are

Table 1: Public-Key Encryption

ALICE	BOB
KEY GENERATION	
Construct a secret key $\mathcal{S}$	
Construct a connected public key $\mathcal{P}$	
$\xrightarrow{\mathcal{P}}$	
ENCRYPTION	
Choose a message $m$	
Encrypt the message $c = \mathcal{P}(m)$	
$\xleftarrow{c}$	
DECRYPTION	
Decrypt the cipher $m = \mathcal{S}(c)$	

- the public key size,
- the secret key size,
- the ciphertext size,
- the decryption time.

These values are considered to be the *performance* of the public-key encryption. With 'size' we intend the bits that have to be sent or stored for this key, respectively for the cipher. Clearly, one prefers small sizes and a fast decryption.

As an example for a PKE, we can choose one of the most currently used schemes, namely RSA [193].

*Example 83 (RSA).*

1. **Key Generation:** Alice chooses two distinct primes  $p, q$  and computes  $n = pq$  and  $\varphi(n) = (p-1)(q-1)$ . She chooses a natural number  $e < \varphi(n)$ , which is coprime to  $\varphi(n)$ . The public key is  $\mathcal{P} = (n, e)$  and the secret key is  $\mathcal{S} = (p, q)$ .
2. **Encryption:** Bob chooses a message  $m$  and encrypts it by computing

$$c = m^e \mod n.$$

3. **Decryption:** Alice can decrypt the cipher by first computing  $d$  and  $b$  such that

$$de + b\varphi(n) = 1.$$

Since

$$c^d = (m^e)^d = m^{1-b\varphi(n)} = m \left( m^{\varphi(n)} \right)^{-b} = m 1^{-b} = m,$$

she can recover the message  $m$ .

Eve sees  $n$  but there is no feasible algorithm to compute  $p$  and  $q$ .

*Exercise 84.* Assume that Alice has chosen  $p$  and  $q$  to have 100 digits. How large is the public key size?

*Exercise 85.* Assume that the fastest known algorithm to factor  $n$  into  $p$  and  $q$  costs  $\sqrt{n}$  binary operations. In order to reach a security level of  $2^{80}$  binary operations, how large should Alice choose  $p$  and  $q$ ?

*Exercise 86.* To give you also a feeling for cryptanalysis; why should we always choose two distinct primes? Or in other words; how can you attack RSA if  $p = q$ ?

### 2.3.2 Key-Encapsulation Mechanisms

A *key-encapsulation mechanism* (KEM) is a way to transmit a key for symmetric cryptography using an asymmetric cryptosystem.

Public-key systems are often not optimal to transmit longer messages. Instead, the two parties often use a public-key system to share a random  $m$ , usually a number or vector. Then both parties use an agreed-on function, called *key derivation function*, to calculate a key  $M$  from  $m$ .

The function is usually chosen to be a one-way function, meaning that computing back  $M$  with only the knowledge of the function and  $m$  is not computationally feasible. With this key, the parties can then encrypt their message.

Most KEM schemes are based on Shoup's idea [203]. In Table 2 we give an outline, in which we assume that a public-key system is given. For this, let  $\mathcal{H}$  denote a hash function.

As mentioned before, it is often the case that instead of directly encrypting the key  $M$ , a random  $m$  is encrypted. From this  $m$ , both parties can generate a key using the agreed-on key derivation function.

*Example 87.* For an example of a KEM we again consider RSA.

1. **Key Generation:** Alice choose two distinct primes  $p, q$  and computes  $n = pq$  and  $\varphi(n) = (p-1)(q-1)$ . Alice also chooses a positive integer  $e < \varphi(n)$ , which is coprime to  $\varphi(n)$ . The public key is given by  $\mathcal{P} = (n, e)$  and the private key is given by  $(p, q)$ .
2. **Encryption:** Bob chooses a random message  $m$  and computes its hash  $M = \mathcal{H}(m)$ . He then performs the usual steps of RSA, that is: he encrypts  $c = m^e \bmod n$  and sends this to Alice.
3. **Decryption:** Alice can compute  $d = e^{-1} \bmod \varphi(n)$  and computes  $c^d = m \bmod n$ . Also Alice can now compute the shared key  $M = \mathcal{H}(m)$ .

### 2.3.3 Digital Signature Schemes

Digital Signature schemes aim at giving a guarantee of the legitimate origin to an object, such as a digital message, exactly as signing a letter to prove that the sender of this letter is really you.

In this process we speak of *authentication*, meaning that a receiver of the message can (with some probability) be sure that the sender is legit, and of *integrity*, meaning that the message has not been altered.

A digital signature scheme again consists of three steps:

1. key generation,

Table 2: Key-Encapsulation Scheme

ALICE	BOB
<b>KEY GENERATION</b>	
Generate a secret key $\mathcal{S}$	
Construct a connected public key $\mathcal{P}$	
$\xrightarrow{\mathcal{P}}$	
<b>ENCRYPTION</b>	
Choose a random message $m$	
Generate a key $M = \mathcal{H}(m)$	
Use the public key $\mathcal{P}$ to encrypt $m$ as cipher $c$	
$\xleftarrow{c}$	
<b>DECRYPTION</b>	
Using the secret key $\mathcal{S}$ , decrypt $c$ to get $m$	
compute $\mathcal{H}(m) = M$	
<b>COMMUNICATION</b>	
The parties may now communicate with each other since they both possess a key to encrypt and decrypt messages	

2. signing,
3. verification.

In digital signature schemes we consider two parties, one is the *prover*, that has to prove his identity to the second party called *verifier*, that in turn, verifies the identity of the prover.

As a first step, the prover constructs a secret key  $\mathcal{S}$ , which he keeps private and a public key  $\mathcal{P}$ , which is made public. The prover then chooses a message  $m$ , and creates a signature  $s$  using his secret key  $\mathcal{S}$  and the message  $m$ , getting a signed message  $(m, s)$ .

The verifier can easily read the message  $m$ , but wants to be sure that the sender really is the prover. Thus, he uses the public key  $\mathcal{P}$  and the knowledge of the message  $m$  on the signature  $s$  to get authentication.

The security of a digital signature scheme introduces a new person, the *impersonator*. An impersonator, tries to cheat the verifier and acts as a prover, however without the knowledge of the secret key  $\mathcal{S}$ . An impersonator wins, if a verifier has verified a forged signature. This comes with a certain probability, called *cheating probability* or *soundness error*. In order to ensure integrity a digital signature should always involve a secret key as well as the message itself.

Clearly, the secret key should still be infeasible to recover from the publicly known private key, thus one still has the usual adversary, called Eve, and a security level, as in a public-key encryption scheme.

Table 3: Digital Signature Scheme

PROVER	VERIFIER
KEY GENERATION	
Construct a secret key $\mathcal{S}$	
Construct a connected public key $\mathcal{P}$	
$\xrightarrow{\mathcal{P}}$	
SIGNING	
Choose a message $m$	
Construct a signature $s$ from $\mathcal{S}$ and $m$	
$\xrightarrow{m,s}$	
VERIFICATION	
Verify the signature $s$ using $\mathcal{P}$ and $m$	

The performance of a digital signature scheme consists of

- the *communication cost*, that is the total number of bits, that have been exchanged within the process,
- the *signature size*,
- the public key size,
- the secret key size,
- the verification time.

An easy example for a signature scheme is given by turning the RSA public-key encryption protocol into a signature scheme.

*Example 88* (RSA Signature Scheme).

1. **Key Generation:** Alice chooses two distinct primes  $p, q$  and computes  $n = pq$  and  $\varphi(n) = (p - 1)(q - 1)$ . She chooses a natural number  $e < \varphi(n)$ , which is coprime to  $\varphi(n)$ . She computes  $d$  and  $b$  such that

$$de + b\varphi(n) = 1.$$

The public key is  $\mathcal{P} = (n, e)$  and the secret key is  $\mathcal{S} = (p, q, d)$ .

2. **Signing:** Alice chooses a message  $m$  and signs it by computing

$$s = m^d \mod n.$$

She then sends  $m, s$  to Bob.

3. **Verification:** Bob can verify the signature  $s$  by checking if

$$s^e = m \pmod{n}.$$

*Exercise 89.* How would an impersonator forge a signature provided that the impersonator does not care about the content of the message  $m$ ?

### 2.3.4 Zero-Knowledge Identification Scheme

Since digital signature schemes can be constructed using the Fiat-Shamir transform [1] on *zero-knowledge identification* (ZKID) schemes, we will also introduce the concept of ZKID and then of the transform itself.

The process and notation for a ZKID scheme are similar to that of a digital signature scheme. We have two parties, a prover and a verifier. Different to a digital signature scheme, the prover does not want to prove his identity to the verifier, but rather convince the verifier of his knowledge of a secret object, without revealing said object.

A ZKID scheme consists of two stages: key generation and verification. The verification process can consist of several communication steps between the verifier and the prover, in particular will we be interested in the following scheme:

1. The prover prepares two *commitments*  $c_0, c_1$ , and sends them to the verifier.
2. The verifier randomly picks a *challenge*  $b \in \{0, 1\}$ , and sends it to the prover.
3. The prover provides a *response*  $r_b$  that only allows to verify  $c_b$ .
4. The verifier checks the validity of  $c_b$ , usually by recovering  $c_b$  using  $r_b$  and the public key.

A ZKID scheme has three important attributes:

1. *Zero-knowledge*: this means that no information about the secret is revealed during the process.
2. *Completeness*: meaning that an honest prover will always get accepted.
3. *Soundness*: for this, we want that an impersonator has only a small cheating probability to get accepted.

Again, for the performance of the scheme, we have

- the communication cost,
- the secret key,
- the public key size,
- the verification time.

In order to achieve an acceptable cheating probability, the protocols are often repeated several times and only if each instance was verified will the prover be accepted. This technique is known as *compression technique* and was first introduced in [2]. It is also possible to reduce the overall communication cost using this technique. We will thus, explain this method in detail.



Table 4: ZKID Scheme

PROVER	VERIFIER
<b>KEY GENERATION</b>	
Construct a secret key $\mathcal{S}$	
Construct a connected public key $\mathcal{P}$	
	$\xrightarrow{\mathcal{P}}$
<b>VERIFICATION</b>	
Construct commitments $c_0, c_1$	
	$\xrightarrow{c_0, c_1}$
	Choose $b \in \{0, 1\}$
	$\xleftarrow{b}$
Construct response $r_b$	
	$\xrightarrow{r_b}$
	Verify $c_b$ using $r_b$

Before the first round, the prover generates the commitments for all the  $N$  rounds, that is  $c_b^i$  for  $i \in \{1, \dots, N\}$  and  $b \in \{0, 1\}$ . The prover then sends the hash value

$$c = \mathcal{H}(c_0^1, c_1^1, \dots, c_0^N, c_1^N)$$

to the verifier.

In the  $i$ -th round, after receiving the challenge  $b$ , the prover sets its response  $r_b$  such that the verifier can compute  $c_b^i$ , and additionally includes  $c_{1-b}^i$ .

At the end of each round, the verifier uses  $r_b$  to compute  $c_b^i$ , and stores it together with  $c_{1-b}^i$ .

After the final round  $N$ , the verifier is able to check validity of the initial commitment  $c$ , by computing the hash of all the stored  $c_b^i$ .

This way, one hash is sent at the beginning of the protocol, and only one hash (instead of two) is transmitted in each round and thus, the number of exchanged hash values reduces from  $2N$  to  $N + 1$ .

An easy example is again provided using the hardness of integer factorization, namely the Feige-Fiat-Shamir protocol [99].

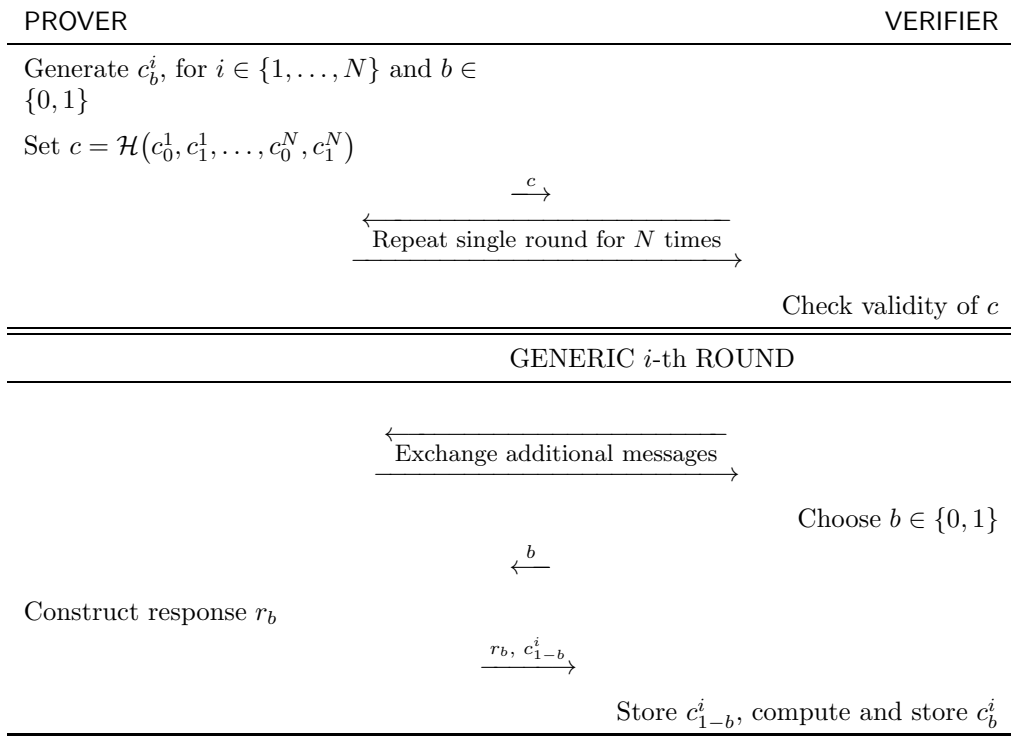
*Example 90* (Feige-Fiat-Shamir).

1. **Key Generation:** The prover chooses two distinct primes  $p, q$  and computes  $n = pq$  and some positive integer  $k$ . The prover chooses  $s_1, \dots, s_k$  coprime to  $n$ . The prover now computes

$$v_i \equiv s_i^{-2} \pmod{n}.$$

The public key is given by  $\mathcal{P} = (n, v_1, \dots, v_k)$ . The secret key is given by  $\mathcal{S} = (p, q, s_1, \dots, s_k)$ .

Figure 1: Compression Technique for  $N$  Rounds



2. **Verification:** The prover chooses a random integer  $c$  and a random sign  $\sigma \in \{-1, 1\}$  and computes

$$x \equiv \sigma c^2 \pmod{n}$$

and sends this to the verifier. The verifier chooses the challenge  $b = (b_1, \dots, b_k) \in \mathbb{F}_2^k$  and sends  $b$  to the prover. The prover then computes the response

$$r \equiv c \prod_{b_j=1} s_j \pmod{n}$$

and sends  $r$  to the verifier. The verifier can now check whether

$$x \equiv \pm r^2 \prod_{b_j=1} v_j \pmod{n}.$$

Eve, the impersonator, can see the public  $v_i$  but she does not know the  $s_i$ . She can pick a random  $r$  and  $b = (b_1, \dots, b_k) \in \mathbb{F}_2^k$ . She then computes

$$x \equiv r^2 \prod_{b_j=1} v_j \pmod{n}$$

and sends  $x$  to the verifier. The verifier will then challenge her with his  $b'$ , but Eve simply returns her  $r$ . If Eve has correctly chosen  $b = b'$ , she will be verified.

*Exercise 91.* What is the cheating probability of this scheme? If you repeat this process  $t$  times before accepting the prover, what is now your cheating probability?

*Exercise 92.* Let us assume that  $k = 10$ . How many times should you repeat this process in order to reach a cheating probability of at least  $2^{128}$ ?

### 2.3.5 Fiat-Shamir Transform

The *Fiat-Shamir transform* allows us to build a signature scheme from a zero-knowledge identification scheme. To avoid the communication with the verifier that randomly picks a challenge, the challenge is replaced with the seemingly random hash of the commitment and message.

The following table follows the general description of the Fiat-Shamir transform from [1]. We assume that we are given a zero-knowledge identification scheme and a public hash function  $\mathcal{H}$ .

Table 5: Fiat-Shamir Transform

PROVER	VERIFIER
<b>KEY GENERATION</b>	
Given the public key $\mathcal{P}$ and the secret key $\mathcal{S}$ of some ZKID and a message $m$	
Choose a commitment $c$	
Compute $a = \mathcal{H}(m, c)$	
Compute a response $r$ to the challenge $a$	
The signature is the pair $s = (a, r)$	
$\xrightarrow{m, s}$	
<b>VERIFICATION</b>	
Use the response $r$ and the public key $\mathcal{P}$ to construct the commitment $c$	
Check if $\mathcal{H}(m, c) = a$	

Using the Fiat-Shamir transform we can turn the Feige-Fiat-Shamir ZKID into a signature scheme.

*Example 93* (Fiat-Shamir digital signature scheme).

1. **Key Generation:** Let  $\mathcal{H}$  be a publicly known hash function. The prover chooses a positive integer  $k$  and two distinct primes  $p, q$  and computes  $n = pq$ . The prover chooses  $s_1, \dots, s_k$  integers coprime to  $n$  and computes  $v_i \equiv s_i^{-2} \pmod n$  for all  $i \in \{1, \dots, k\}$ . The secret key is given by  $\mathcal{S} = (p, q, s_1, \dots, s_k)$  and the public key is given by  $(n, v_1, \dots, v_k)$ .
2. **Verification:** the prover chooses randomly  $c_1, \dots, c_t < n$  and computes  $x_i \equiv c_i^2 \pmod n$  for all  $i \in \{1, \dots, t\}$ . In order to bypass the communication with the verifier from before, the prover computes the first  $kt$  bits of

$$\mathcal{H}(m, x_1, \dots, x_t) = (a_{1,1}, \dots, a_{t,k}) = a.$$

The prover now computes  $r_i \equiv c_i \prod_{a_{ij}=1} s_j \pmod n$  for all  $i \in \{1, \dots, t\}$  and sends

$(m, a, r_1, \dots, r_t)$  to the verifier. The verifier computes

$$z_i \equiv r_i^2 \prod_{a_{i,j}=1} v_j \pmod{n}$$

for all  $i \in \{1, \dots, t\}$  and checks if

$$\mathcal{H}(m, z_1, \dots, z_t) = a.$$

### 3 Code-Based Public-Key Encryption Frameworks

Code-based cryptography and in particular code-based PKEs first came up with the seminal work of Robert J. McEliece in 1978 [161]. The main idea of code-based cryptography is to base the security of the cryptosystem on the hardness of decoding a random linear code. Since this problem is NP-hard, code-based cryptography is considered to be one of the most promising candidates for post-quantum cryptography.

In a nutshell, code-based cryptosystems work as follows: the private key is given by a linear code  $\mathcal{C}$ , which can efficiently correct  $t$  errors. The public key is  $\mathcal{C}'$  a disguised version of the linear code, which should not reveal the secret code, in fact, should behave randomly.

While anyone with  $\mathcal{C}'$ , the publicly known code, can encode their message and possibly add some intentional errors, an attacker would only see a random code and in order to recover the message would need to decode it.

The constructor of the secret code however, can transform the encoded message to a codeword of  $\mathcal{C}$ , which is efficiently decodable.

The first code-based cryptosystem by McEliece uses the generator matrix  $\mathbf{G}$  as a representation of the secret code and in order to disguise the generator matrix, one computes  $\mathbf{G}' = \mathbf{SGP}$ , where  $\mathbf{S}$  is an invertible matrix, thus only changing the basis of the code, and  $\mathbf{P}$  is a permutation matrix, thus giving a permutation equivalent code. In the encryption step the message is then encoded through  $\mathbf{G}'$  and an intentional error vector  $\mathbf{e}$  is added.

An equivalent [152] cryptosystem was proposed by Niederreiter in [171], where one uses the parity-check matrix  $\mathbf{H}$ , and the disguised parity-check matrix  $\mathbf{H}' = \mathbf{SHP}$ , instead of the generator matrix and the cipher is given by the syndrome of an error vector, i.e.,  $\mathbf{s} = \mathbf{H}'\mathbf{e}^\top$ .

The code-based system proposed by Alekhnovich uses the initial idea of McEliece, but twists the disguising of the code, by adding a row to the parity-check matrix, which is an erroneous codeword, thus making the error vector the main part of the secret key. The idea of Alekhnovich, which is not considered practical has been the starting point of a new framework, the quasi-cyclic scheme. Finally, the McEliece framework has also been introduced for the rank metric by Gabidulin, Paramonov and Tretjakov and is usually denoted by the GPT system.

Clearly, all of these cryptosystems (except for Alekhnovich's, which uses a random code) have been originally proposed for a specific code. In the following we will introduce the idea behind the systems as frameworks, thus without considering a specific code.

#### 3.1 McEliece Framework

Although McEliece originally proposed in [161] to use a binary Goppa code as secret code, one usually denotes by the McEliece framework the following. Alice, the constructor of the system, chooses an  $[n, k]$  linear code  $\mathcal{C}$  over  $\mathbb{F}_q$ , which can efficiently decode  $t$  errors through the decoding algorithm  $\mathcal{D}$ . Instead of publishing a generator matrix  $\mathbf{G}$  of this code, which

would then reveal to everyone the algebraic structure of  $\mathcal{C}$  and especially how to decode, one hides  $\mathbf{G}$  through some scrambling: we compute  $\mathbf{G}' = \mathbf{S}\mathbf{G}\mathbf{P}$ , for some invertible matrix  $\mathbf{S} \in \text{GL}_k(\mathbb{F}_q)$  and an  $n \times n$  permutation matrix  $\mathbf{P}$ . Hoping that the new matrix  $\mathbf{G}'$  and the code it generates  $\mathcal{C}'$  seem random (although  $\mathcal{C}'$  is permutation equivalent to  $\mathcal{C}$ ), Alice then publishes this disguised matrix  $\mathbf{G}'$  and the error correction capacity  $t$  of  $\mathcal{C}$ .

Bob who wants to send a message  $\mathbf{m} \in \mathbb{F}_q^k$  to Alice can then use the public generator matrix  $\mathbf{G}'$  to encode his message, i.e.,  $\mathbf{m}\mathbf{G}'$ , and then adds a random error vector  $\mathbf{e} \in \mathbb{F}_q^n$  of Hamming weight up to  $t$  to it, i.e., the cipher is given by  $\mathbf{c} = \mathbf{m}\mathbf{G}' + \mathbf{e}$ .

An eavesdropper, Eve, only knows  $\mathbf{G}', t$  and the cipher  $\mathbf{c}$ . In order to break the cryptosystem and to reveal the message  $\mathbf{m}$ , she would need to decode  $\mathcal{C}'$ , which seems random to her. Thus, she is facing an NP-complete problem and the best known solvers have an exponential cost.

However, Alice can reverse the disguising by computing  $\mathbf{c}\mathbf{P}^{-1}$ , which results in a codeword of  $\mathcal{C}$  added to some error vector of weight up to  $t$ . That is

$$\mathbf{c}\mathbf{P}^{-1} = \mathbf{m}\mathbf{S}\mathbf{G} + \mathbf{e}\mathbf{P}^{-1}.$$

Through the decoding algorithm  $\mathcal{D}$  Alice gets  $\mathbf{m}\mathbf{S}$  and thus by multiplying with  $\mathbf{S}^{-1}$ , she recovers the message  $\mathbf{m}$ .

Table 6: McEliece Framework

ALICE	BOB
<b>KEY GENERATION</b>	
Choose a linear code $\mathcal{C} \subseteq \mathbb{F}_q^n$ of dimension $k$ and error correction capacity $t$ . Let $\mathbf{G}$ be a $k \times n$ generator matrix of $\mathcal{C}$ .	
Choose randomly $\mathbf{S} \in \text{GL}_k(\mathbb{F}_q)$ and an $n \times n$ permutation matrix $\mathbf{P}$ . Compute $\mathbf{G}' = \mathbf{S}\mathbf{G}\mathbf{P}$ .	
The public key is given by $\mathcal{P} = (t, \mathbf{G}')$ and $\mathcal{S} = (\mathbf{G}, \mathbf{S}, \mathbf{P})$	
$\xrightarrow{\mathcal{P}}$	
<b>ENCRYPTION</b>	
Choose a message $\mathbf{m} \in \mathbb{F}_q^k$ and a random error vector $\mathbf{e} \in \mathbb{F}_q^n$ of weight at most $t$	
Encrypt the message $\mathbf{c} = \mathbf{m}\mathbf{G}' + \mathbf{e}$	
$\xleftarrow{\mathbf{c}}$	
<b>DECRYPTION</b>	
Decrypt the cipher, by decoding $\mathbf{c}\mathbf{P}^{-1} = \mathbf{m}\mathbf{S}\mathbf{G} + \mathbf{e}\mathbf{P}^{-1}$ to get $\mathbf{m}\mathbf{S}$ , and finally recover the message as $\mathbf{m} = (\mathbf{m}\mathbf{S})\mathbf{S}^{-1}$	

Since this is the key part of this survey, we will provide a toy example explained in full detail.

*Example 94.* Let  $\mathcal{C}$  be the  $[7, 4]$  binary Hamming code, which can efficiently correct 1 error. We take as generator matrix

$$\mathbf{G} = \begin{pmatrix} 1 & 0 & 0 & 0 & 1 & 1 & 0 \\ 0 & 1 & 0 & 0 & 1 & 0 & 1 \\ 0 & 0 & 1 & 0 & 0 & 1 & 1 \\ 0 & 0 & 0 & 1 & 1 & 1 & 1 \end{pmatrix}.$$

We choose  $\mathbf{S} \in \text{GL}_4(\mathbb{F}_2)$  to be

$$\mathbf{S} = \begin{pmatrix} 0 & 1 & 1 & 1 \\ 1 & 0 & 1 & 1 \\ 1 & 0 & 1 & 0 \\ 0 & 0 & 1 & 1 \end{pmatrix}$$

and the permutation matrix  $\mathbf{P}$  to be

$$\mathbf{P} = \begin{pmatrix} 0 & 1 & 0 & 0 & 0 & 0 & 0 \\ 0 & 0 & 0 & 1 & 0 & 0 & 0 \\ 0 & 0 & 0 & 0 & 0 & 1 & 0 \\ 1 & 0 & 0 & 0 & 0 & 0 & 0 \\ 0 & 0 & 0 & 0 & 1 & 0 & 0 \\ 0 & 0 & 1 & 0 & 0 & 0 & 0 \\ 0 & 0 & 0 & 0 & 0 & 0 & 1 \end{pmatrix}.$$

We thus compute

$$\mathbf{G}' = \begin{pmatrix} 1 & 0 & 0 & 1 & 0 & 1 & 1 \\ 1 & 1 & 1 & 0 & 0 & 1 & 0 \\ 0 & 1 & 0 & 0 & 1 & 1 & 1 \\ 1 & 0 & 0 & 1 & 1 & 0 & 0 \end{pmatrix}$$

and publish  $(\mathbf{G}', 1)$ , since  $t = 1$ . The message we want to send is  $\mathbf{m} = (1, 0, 1, 1) \in \mathbb{F}_2^4$  and thus we compute

$$\mathbf{m}\mathbf{G}' = (0, 1, 0, 1, 0, 1, 0).$$

Now, we choose an error vector  $\mathbf{e} \in \mathbb{F}_2^7$  of Hamming weight 1, e.g.,

$$\mathbf{e} = (1, 0, 0, 0, 0, 0, 0).$$

Thus, the cipher is given by

$$\mathbf{c} = (1, 1, 0, 1, 0, 1, 0).$$

The constructor, who possesses  $\mathbf{P}$  can compute

$$\mathbf{c}\mathbf{P}^{-1} = \mathbf{c}\mathbf{P}^\top = (1, 1, 1, 1, 0, 0, 0).$$

We can now use the decoding algorithm of Hamming codes to recover  $\mathbf{mS} = (1, 1, 1, 0)$  and by multiplying with

$$\mathbf{S}^{-1} = \begin{pmatrix} 0 & 1 & 0 & 1 \\ 1 & 0 & 0 & 1 \\ 0 & 1 & 1 & 1 \\ 0 & 1 & 1 & 0 \end{pmatrix}$$

we recover the message  $\mathbf{m} = (1, 0, 1, 1)$ .

In this toy example, an attacker which sees  $\mathbf{G}', t, \mathbf{c}$  has two possibilities:

1. recover the message directly,
2. recover the secret key.

The first type of attack could work as follows:

1. We bring  $\mathbf{G}'$  into a row-reduced form, that is for  $\mathbf{G}' = [\mathbf{A} \mid \mathbf{B}]$  we compute  $\mathbf{A}^{-1}\mathbf{G}'$ , giving

$$\overline{\mathbf{G}} = \begin{pmatrix} 1 & 0 & 0 & 0 & 1 & 1 & 0 \\ 0 & 1 & 0 & 0 & 1 & 1 & 1 \\ 0 & 0 & 1 & 0 & 0 & 1 & 1 \\ 0 & 0 & 0 & 1 & 1 & 0 & 1 \end{pmatrix}.$$

With  $\overline{\mathbf{G}} = [\text{Id}_4 \mid \mathbf{C}]$  we can also compute the parity-check matrix as  $\overline{\mathbf{H}} = [\mathbf{C}^\top \mid \text{Id}_3]$ , that is

$$\overline{\mathbf{H}} = \begin{pmatrix} 1 & 1 & 0 & 1 & 1 & 0 & 0 \\ 1 & 1 & 1 & 0 & 0 & 1 & 0 \\ 0 & 1 & 1 & 1 & 0 & 0 & 1 \end{pmatrix}.$$

2. We can now compute the syndrome of  $\mathbf{c}$  through  $\overline{\mathbf{H}}$ , i.e.,

$$\mathbf{s} = \mathbf{c}\overline{\mathbf{H}}^\top = (1, 1, 0).$$

Note, that this is also the syndrome of the error vector  $\mathbf{e}$ , i.e.,  $\mathbf{e}\overline{\mathbf{H}}^\top = \mathbf{s}$ . Since there is only one entry of  $\mathbf{e}$  that is non-zero, we must have that the syndrome  $\mathbf{s}$  is equal to the column  $\mathbf{h}_i$  where  $\mathbf{e}_i \neq 0$ . And in fact,  $\mathbf{s} = \mathbf{h}_1$ , thus we have found

$$\mathbf{e} = (1, 0, 0, 0, 0, 0, 0)$$

and

$$\mathbf{c} - \mathbf{e} = \mathbf{mG}' = (0, 1, 0, 1, 0, 1, 0).$$

Note, that the moment we know the error vector, we can use linear algebra to recover the message. Since this is a toy example, we will also execute this step.

3. Denote by  $\overline{\mathbf{m}} = \mathbf{m}\mathbf{A}$ , then

$$(0, 1, 0, 1, 0, 1, 0) = \mathbf{m}\mathbf{G}' = \mathbf{m}\mathbf{A}\mathbf{A}^{-1}\mathbf{G}' = \overline{\mathbf{m}}\overline{\mathbf{G}}.$$

Since  $\overline{\mathbf{G}} = [\text{Id}_4 \mid \mathbf{C}]$ , we have that

$$\overline{\mathbf{m}}\overline{\mathbf{G}} = (\overline{\mathbf{m}}, \overline{\mathbf{m}}\mathbf{C}).$$

Hence, we can directly read off that  $\overline{\mathbf{m}} = (0, 1, 0, 1)$  and by multiplying with  $\mathbf{A}^{-1}$ , we recover  $\mathbf{m} = (1, 0, 1, 1)$ .

The second type of attack, namely a key-recovery attack, is in nature more algebraic. Knowing, that the secret code is a  $[7, 4]$  binary code that can correct one error, the suspicion that the secret code is a Hamming code is natural. If not, one could proceed as follows.

1. We choose a set  $I \subset \{1, \dots, n\}$  of size  $k$ , which is a possible information set. Let us denote by  $\mathbf{G}'_I$  the matrix consisting of the columns of  $\mathbf{G}'$  indexed by  $I$ .
2. We compute  $(\mathbf{G}'_I)^{-1}\mathbf{G}'$  to get an identity matrix in the columns indexed by  $I$ .
3. Choose the permutation matrix  $\mathbf{P}'$  which brings the identity matrix in the columns indexed by  $I$  to the first  $k$  positions.

With this, if one chose  $I = \{4, 2, 6, 3\}$  (the order matters here only for the permutation matrix) we recover  $\mathbf{G}$  and will now finally be able to read off the secret code and thus also know its decoding algorithm. With this, we can compute from  $\mathbf{G}$  and  $\mathbf{G}'$  the matrices  $\mathbf{S}$  and  $\mathbf{P}$ .

Although this example for the McEliece framework is clearly using a code that should not be used in practice, it shows in a few easy steps the main ideas of the attacks. For example, the minimum distance of a code should be large enough, since else an easy search for the error vector will reveal the message, and also the public code parameters should not reveal anything on the structure of the secret code, meaning that there should be many codes having such parameters.

These two different kind of attacks aim at solving two different problems the security of the McEliece system is based upon:

1. decoding the erroneous codeword, assuming that the code is random, should be hard,
2. the public code, which is permutation equivalent to the secret code, should not reveal the algebraic structure of the secret code.

Only if both of these points are fulfilled is the security of the cryptosystem guaranteed.

We will see more on this in Section 5.

### 3.2 Niederreiter Framework

The Niederreiter framework [171] uses the parity-check matrix instead of the generator matrix, resulting in an equivalently secure system [152]. Niederreiter originally proposed to use GRS codes as secret codes, however, we will consider with the Niederreiter framework the more general scheme.

Alice again chooses an  $[n, k]$  linear code  $\mathcal{C}$  over  $\mathbb{F}_q$  which can efficiently decode up to  $t$  errors. She then scrambles a parity-check matrix  $\mathbf{H}$  of  $\mathcal{C}$  by computing  $\mathbf{H}' = \mathbf{S}\mathbf{H}\mathbf{P}$ , for some



invertible matrix  $\mathbf{S} \in \text{GL}_{n-k}(\mathbb{F}_q)$  and an  $n \times n$  permutation matrix  $\mathbf{P}$ . She publishes the seemingly random parity-check matrix  $\mathbf{H}'$  together with the error correction capacity  $t$ .

Bob can then encrypt a message  $\mathbf{m} \in \mathbb{F}_q^n$  of Hamming weight up to  $t$ , simply by computing the syndrome of  $\mathbf{m}$  through the parity-check matrix  $\mathbf{H}'$ , i.e., the cipher is given by  $\mathbf{c} = \mathbf{m}\mathbf{H}'^\top$ .

While Eve would only have access to  $\mathbf{H}'$ , which looks random to her,  $t$  and  $\mathbf{c}$ , she faces an NP-hard problem and can only apply exponential time algorithms in order to recover  $\mathbf{m}$ .

Alice, on the other hand, can recover the message by computing  $\mathbf{S}^{-1}\mathbf{c}$ , which results in a syndrome of her code  $\mathcal{C}$ , which she knows how to decode. That is

$$\mathbf{S}^{-1}\mathbf{c}^\top = \mathbf{H}\mathbf{P}\mathbf{m}^\top,$$

where  $\mathbf{P}\mathbf{m}^\top$  still has Hamming weight up to  $t$ . Thus, she recovers  $\mathbf{P}\mathbf{m}^\top$  and by multiplication with  $\mathbf{P}^{-1}$ , she recovers the message  $\mathbf{m}$ .

Table 7: Niederreiter Framework

ALICE	BOB
<b>KEY GENERATION</b>	
Choose a linear code $\mathcal{C} \subseteq \mathbb{F}_q^n$ of dimension $k$ that can efficiently correct $t$ errors. Let $\mathbf{H}$ be a $(n-k) \times n$ parity-check matrix of $\mathcal{C}$	
Choose randomly $\mathbf{S} \in \text{GL}_{n-k}(\mathbb{F}_q)$ and an $n \times n$ permutation matrix $\mathbf{P}$ . Compute $\mathbf{H}' = \mathbf{S}\mathbf{H}\mathbf{P}$	
The public key is given by $\mathcal{P} = (t, \mathbf{H}')$	
$\xrightarrow{\mathcal{P}}$	
<b>ENCRYPTION</b>	
Choose a message $\mathbf{m} \in \mathbb{F}_q^n$ of weight at most $t$	
Encrypt the message $\mathbf{c}^\top = \mathbf{H}'\mathbf{m}^\top$	
$\xleftarrow{\mathbf{c}}$	
<b>DECRYPTION</b>	
Decrypt the cipher by decoding $\mathbf{S}^{-1}\mathbf{c}^\top = \mathbf{H}\mathbf{P}\mathbf{m}^\top$ to get $\mathbf{P}\mathbf{m}^\top$ , and finally recover the message as $\mathbf{m}^\top = \mathbf{P}^{-1}(\mathbf{P}\mathbf{m}^\top)$	

We provide the same toy example for the Niederreiter framework.

*Example 95.* This time, we start with a parity-check matrix  $\mathbf{H}$  of the  $[7, 4]$  binary Hamming code, given by

$$\mathbf{H} = \begin{pmatrix} 1 & 1 & 0 & 1 & 1 & 0 & 0 \\ 1 & 0 & 1 & 1 & 0 & 1 & 0 \\ 0 & 1 & 1 & 1 & 0 & 0 & 1 \end{pmatrix}.$$

We choose as invertible matrix  $\mathbf{S} \in \text{G}_3(\mathbb{F}_2)$  the following

$$\mathbf{S} = \begin{pmatrix} 1 & 1 & 0 \\ 0 & 1 & 1 \\ 0 & 0 & 1 \end{pmatrix}$$

and as permutation matrix we choose

$$\mathbf{P} = \begin{pmatrix} 0 & 0 & 1 & 0 & 0 & 0 & 0 \\ 0 & 0 & 0 & 0 & 1 & 0 & 0 \\ 1 & 0 & 0 & 0 & 0 & 0 & 0 \\ 0 & 0 & 0 & 0 & 0 & 0 & 1 \\ 0 & 1 & 0 & 0 & 0 & 0 & 0 \\ 0 & 0 & 0 & 1 & 0 & 0 & 0 \\ 0 & 0 & 0 & 0 & 0 & 1 & 0 \end{pmatrix}.$$

With this, we compute

$$\mathbf{H}' = \mathbf{SHP} = \begin{pmatrix} 0 & 0 & 1 & 1 & 1 & 1 & 0 \\ 0 & 1 & 1 & 1 & 0 & 0 & 1 \\ 1 & 0 & 0 & 1 & 0 & 1 & 1 \end{pmatrix}.$$

The public key is given by  $\mathbf{H}'$  and  $t = 1$ . Assume that we want to send the message  $\mathbf{m} = (0, 0, 1, 0, 0, 0, 0) \in \mathbb{F}_2^7$ . For this, we compute the cipher as the syndrome of  $\mathbf{m}$  through  $\mathbf{H}'$ , i.e.,

$$\mathbf{c} = \mathbf{m}(\mathbf{H}')^\top = (1, 1, 0)$$

and send it to the constructor.

The constructor which knows  $\mathbf{S}$  and  $\mathbf{P}$  first computes

$$\mathbf{S}^{-1}\mathbf{c}^\top = \mathbf{HPm}^\top = (0, 1, 0)^\top,$$

and then uses the decoding algorithm of the Hamming code to get

$$\mathbf{mP}^\top = (0, 0, 0, 0, 0, 1, 0).$$

Finally multiplying this with  $\mathbf{P}^{-1}$  we get the message  $\mathbf{m} = (0, 0, 1, 0, 0, 0, 0)$ .

The security is clearly equivalent to that of Example 94, due to the duality of  $\mathbf{G}$  and  $\mathbf{H}$  and the attacks from Example 94 work here as well.

### 3.3 Alekhovich's Cryptosystems

Another code-based cryptosystem was proposed by Alekhovich in [12]. There are two variants to this cryptosystem, both are relying on the following hard problem: Given a code  $\mathcal{C}$ , distinguish a random vector from an erroneous codeword of  $\mathcal{C}$ . Note that variations of these cryptosystem are used in [5, 15]. For the following description of the two variants we rely on the survey [230] and for more details we also refer to [230].

### 3.3.1 The First Variant

The first variant allows us to encrypt a single bit and is considered to be impractical, but since the idea is new and interesting we include it for completeness.

The idea is not to keep the parity-check matrix or generator matrix of the code hidden, but a random error vector. Thus, a random matrix  $\mathbf{A}$  is chosen and to this one adds the row  $\mathbf{x}\mathbf{A} + \mathbf{e}$ , thus an erroneous codeword of the code generated by  $\mathbf{A}$  is added resulting in the augmented matrix  $\mathbf{H}$ . Let us consider  $\mathcal{C}$  to be  $\text{Ker}(\mathbf{H})$ , that is the code having  $\mathbf{H}$  as parity-check matrix. One then publishes  $\mathbf{G}$ , a generator matrix of  $\mathcal{C}$ .

In this variant one only encrypts a single bit. One either sends as cipher an erroneous codeword of  $\mathcal{C}^\perp$  or a random vector, depending if 0 or 1 was encrypted. Finally, using the secret error vector  $\mathbf{e}$ , one can compute the standard inner product of the cipher and  $\mathbf{e}$  and will recover the message, with some decryption failure.

More in detail, if the cipher was given by  $\mathbf{a}\mathbf{G} + \mathbf{e}'$ , for a random  $\mathbf{a} \in \mathbb{F}_2^{n-k}$  and a random error vector  $\mathbf{e}' \in \mathbb{F}_2^n$  of weight  $t$ , then

$$\langle \mathbf{e}, \mathbf{a}\mathbf{G} + \mathbf{e}' \rangle = \langle \mathbf{e}, \mathbf{a}\mathbf{G} \rangle + \langle \mathbf{e}, \mathbf{e}' \rangle.$$

Note that  $\langle \mathbf{e}, \mathbf{a}\mathbf{G} \rangle = 0$ , since  $\mathbf{e} \in \mathcal{C}^\perp$  by construction. In addition, since  $\text{wt}_H(\mathbf{e}) = \text{wt}_H(\mathbf{e}') = t = o(\sqrt{n})$ , we have that  $\langle \mathbf{e}, \mathbf{e}' \rangle = 0$  with high probability. If the cipher was given by a random vector  $\mathbf{c} \in \mathbb{F}_2^n$  instead, then with probability 1/2 we get  $\langle \mathbf{e}, \mathbf{c} \rangle = 1$ .

Thus, there is a decryption failure in the case  $m = 1$  of probability 1/2. In order to get a reliable system one can encrypt the message multiple times. A systematic description of Alekhovich's First Variant can be found in Table 8.

We give an example of the first variant.

*Example 96.* Let

$$\mathbf{A} = \begin{pmatrix} 1 & 1 & 0 & 0 & 0 & 0 \\ 1 & 0 & 1 & 0 & 0 & 0 \\ 0 & 0 & 0 & 1 & 1 & 0 \\ 0 & 0 & 0 & 1 & 0 & 1 \end{pmatrix}.$$

We choose  $\mathbf{m} = (0, 1, 0, 1)$ ,  $\mathbf{e} = (1, 0, 0, 0, 0, 0)$  and compute

$$\mathbf{m}\mathbf{A} + \mathbf{e} = (0, 0, 1, 1, 0, 1).$$

If we append this to the matrix  $\mathbf{A}$ , we get the matrix

$$\mathbf{H} = \begin{pmatrix} 1 & 1 & 0 & 0 & 0 & 0 \\ 1 & 0 & 1 & 0 & 0 & 0 \\ 0 & 0 & 0 & 1 & 1 & 0 \\ 0 & 0 & 0 & 1 & 0 & 1 \\ 0 & 0 & 1 & 1 & 0 & 1 \end{pmatrix}.$$

The dual code  $\mathcal{C}$  of  $\mathbf{H}$  has a generator matrix

$$\mathbf{G} = \begin{pmatrix} 0 & 0 & 0 & 1 & 1 & 1 \end{pmatrix}.$$

Table 8: Alekhnovich First Variant

ALICE	BOB
<b>KEY GENERATION</b>	
<p>Let <math>t \in o(\sqrt{n})</math> and choose a random matrix <math>\mathbf{A} \in \mathbb{F}_2^{k \times n}</math></p> <p>Let <math>\mathbf{e} \in \mathbb{F}_2^n</math> be a random vector of weight <math>t</math> and let <math>\mathbf{x} \in \mathbb{F}_2^k</math> be a random vector</p> <p>Compute <math>\mathbf{y} = \mathbf{x}\mathbf{A} + \mathbf{e}</math> and <math>\mathbf{H}^\top = (\mathbf{A}^\top, \mathbf{y}^\top)</math></p> <p>Let <math>\mathcal{C} = \ker(\mathbf{H})</math> and choose a generator matrix <math>\mathbf{G} \in \mathbb{F}_2^{(n-k) \times n}</math> of <math>\mathcal{C}</math></p> <p>The public key is given by <math>\mathcal{P} = (\mathbf{G}, t)</math> and the secret key is <math>\mathcal{S} = \mathbf{e}</math></p>	
$\xrightarrow{\mathcal{P}}$	
<b>ENCRYPTION</b>	
<p>Choose a message <math>\mathbf{m} \in \mathbb{F}_2</math></p> <p>If <math>\mathbf{m} = 0</math>: choose <math>\mathbf{a} \in \mathbb{F}_2^{n-k}</math> and <math>\mathbf{e}' \in \mathbb{F}_2^n</math> of weight <math>t</math> at random, send <math>\mathbf{c} = \mathbf{a}\mathbf{G} + \mathbf{e}'</math></p> <p>If <math>\mathbf{m} = 1</math>: choose a random vector <math>\mathbf{c} \in \mathbb{F}_2^n</math></p>	
$\xleftarrow{\mathbf{c}}$	
<b>DECRYPTION</b>	
<p>Decrypt the cipher, by computing <math>\mathbf{b} = \langle \mathbf{e}, \mathbf{c} \rangle</math>.</p> <p>If <math>\mathbf{m} = 0</math>: <math>\mathbf{b} = 0</math> with high probability</p> <p>If <math>\mathbf{m} = 1</math>: <math>\mathbf{b} = 1</math> with probability <math>1/2</math></p>	

We encrypt 0 as

$$\mathbf{c}_0 = (0, 0, 0, 1, 1, 1) + (0, 1, 0, 0, 0, 0) = (0, 1, 0, 1, 1, 1),$$

and 1 as random vector

$$\mathbf{c}_1 = (1, 0, 1, 0, 0, 1).$$

To decrypt the cipher  $\mathbf{c}$ , we compute  $\langle \mathbf{e}, \mathbf{c} \rangle$ . If we receive  $\mathbf{c}_0$ , we compute that  $\langle \mathbf{e}, \mathbf{c}_0 \rangle = 0$ . If we receive  $\mathbf{c}_1$ , we see that  $\langle \mathbf{e}, \mathbf{c}_1 \rangle = 1$ .

### 3.3.2 The Second Variant

In this variant one generalizes the idea of the first variant and construct directly a matrix  $\mathbf{M}$  in which every row is an erroneous codeword.

This is achieved by choosing at random  $\mathbf{A} \in \mathbb{F}_2^{n/2 \times n}$ ,  $\mathbf{X} \in \mathbb{F}_2^{n \times n/2}$  and  $\mathbf{E} \in \mathbb{F}_2^{n \times n}$  having row weight  $t$ . Then one computes the matrix  $\mathbf{M} = \mathbf{X}\mathbf{A} + \mathbf{E}$ .

Let  $\mathcal{C}_0$  be a binary code of length  $n$ , that can correct codewords transmitted through a binary symmetric channel (BSC) with transition probability  $t^2/n$ . Let us consider

$$\begin{aligned}\varphi : \mathbb{F}_2^n &\rightarrow \mathbb{F}_2^n, \\ \mathbf{x} &\mapsto \mathbf{M}\mathbf{x}.\end{aligned}$$

Define

$$\mathcal{C}_1 = \varphi^{-1}(\mathcal{C}_0) = \{\mathbf{x} \in \mathbb{F}_2^n \mid \varphi(\mathbf{x}) \in \mathcal{C}_0\},$$

$\mathcal{C}_2 = \text{Ker}(\mathbf{A})$  and finally  $\mathcal{C} = \mathcal{C}_1 \cap \mathcal{C}_2$ . Let  $\mathbf{G} \in \mathbb{F}_2^{k \times n}$  be a generator matrix of  $\mathcal{C}$ . This generator matrix is made public, while the error vectors in  $\mathbf{E}$  are kept secret.

To encrypt a message  $\mathbf{m} \in \mathbb{F}_2^{k/2}$  we first append a random vector  $\mathbf{r} \in \mathbb{F}_2^{k/2}$  to get  $\mathbf{x} = (\mathbf{m}, \mathbf{r}) \in \mathbb{F}_2^k$  and then compute

$$\mathbf{c} = \mathbf{x}\mathbf{G} + \mathbf{e},$$

for some random error vector  $\mathbf{e} \in \mathbb{F}_2^n$  of weight  $t$ .

To decrypt we now compute

$$\begin{aligned}\mathbf{y}^\top &= \mathbf{E}\mathbf{c}^\top = \mathbf{E}(\mathbf{x}\mathbf{G} + \mathbf{e})^\top \\ &= \mathbf{E}(\mathbf{x}\mathbf{G})^\top + \mathbf{E}\mathbf{e}^\top \\ &= \mathbf{X}\mathbf{A}(\mathbf{x}\mathbf{G})^\top + \mathbf{E}(\mathbf{x}\mathbf{G})^\top + \mathbf{E}\mathbf{e}^\top \\ &= \mathbf{M}(\mathbf{x}\mathbf{G})^\top + \mathbf{E}\mathbf{e}^\top,\end{aligned}$$

where we have used that  $\mathbf{A}\mathbf{a}^\top = 0$  for all  $\mathbf{a} \in \mathcal{C}$ , in particular also for  $\mathbf{x}\mathbf{G}$ . Note that  $\mathbf{z}^\top = \mathbf{M}(\mathbf{x}\mathbf{G})^\top \in \mathcal{C}_0$ , since  $\mathcal{C} \subseteq \mathcal{C}_1$  and  $\varphi(\mathcal{C}_1) = \mathcal{C}_0$ . Finally, every row  $\mathbf{e}_i$  of  $\mathbf{E}$  has weight  $t$  and thus,  $\langle \mathbf{e}_i, \mathbf{e} \rangle = 1$  with probability at most  $t^2/n$ . Thus, the decoding algorithm of  $\mathcal{C}_0$  on  $\mathbf{y}$  gives  $\mathbf{z}$  with high probability. Finally, we can solve the linear system

$$\mathbf{x}\mathbf{G} = \varphi^{-1}(\mathbf{z})$$

to get  $\mathbf{x}$  and the first  $k/2$  bits reveal the message  $\mathbf{m}$ .

### 3.4 Quasi-Cyclic Scheme

The quasi-cyclic scheme is inspired by the scheme of Alekhnovich, introduced in [8] and used in [5]. Similarly to Alekhnovich's schemes, it is a probabilistic approach to encryption schemes and does not hide the initial code, which needs to be efficiently decodable. The message gets encrypted as codeword to which an error, too large to decode, gets added. With the knowledge of the private key parts of this error can be cancelled out resulting (with high probability) in a vector which can be decoded to recover the message. We present the scheme in the Hamming metric, but note that the scheme can also be adapted to the rank metric.

Let  $n$  be a positive integer,  $p$  be a prime and  $R = \mathbb{F}_p[x]/(x^n - 1)$ . We identify an element  $a = \sum_{i=0}^{n-1} a_i x^i \in R$  with the vector  $\mathbf{a} = (a_0, a_1, \dots, a_{n-1}) \in \mathbb{F}_p^n$  and vice versa. Thus, whenever we write  $a \in R$  has Hamming weight  $w$ , we refer to the Hamming weight of its corresponding vector in  $\mathbb{F}_p^n$ , i.e.,

$$\text{wt}_H(a) = \text{wt}_H\left(\sum_{i=0}^{n-1} a_i x^i\right) = \text{wt}_H(a_0, \dots, a_{n-1}) = \text{wt}_H(\mathbf{a}).$$

The quasi-cyclic framework uses two types of codes:

Table 9: Alekhnovich Second Variant

ALICE	BOB
<b>KEY GENERATION</b>	
<p>Choose random matrices <math>\mathbf{A} \in \mathbb{F}_2^{n/2 \times n}, \mathbf{X} \in \mathbb{F}_2^{n \times n/2}</math> and <math>\mathbf{E} \in \mathbb{F}_2^{n \times n}</math> of row weight <math>t</math></p> <p>Set <math>\mathbf{M} = \mathbf{XA} + \mathbf{E} \in \text{GL}_n(\mathbb{F}_2)</math></p> <p>Let <math>\mathcal{C}_0</math> be a binary code of length <math>n</math> that can efficiently correct codewords transmitted through a BSC of transition probability <math>t^2/n</math></p> <p>Let <math>\varphi</math> be the map <math>\mathbf{x} \mapsto \mathbf{Mx}</math></p> <p>Let <math>\mathcal{C} = \varphi^{-1}(\mathcal{C}_0) \cap \text{Ker}(\mathbf{A})</math></p> <p>Let <math>\mathbf{G} \in \mathbb{F}_2^{k \times n}</math> be a generator matrix of <math>\mathcal{C}</math></p> <p>The public key is given by <math>\mathcal{P} = (\mathbf{G}, t)</math> and <math>\mathcal{S} = \mathbf{E}</math></p>	
$\xrightarrow{\mathcal{P}}$	
<b>ENCRYPTION</b>	
<p>Choose a message <math>\mathbf{m} \in \mathbb{F}_2^{k/2}</math> and choose randomly <math>\mathbf{r} \in \mathbb{F}_2^{k/2}</math> and <math>\mathbf{e} \in \mathbb{F}_2^n</math> of weight <math>t</math></p> <p>Compute <math>\mathbf{x} = (\mathbf{m}, \mathbf{r}) \in \mathbb{F}_2^k</math> and <math>\mathbf{c} = \mathbf{xG} + \mathbf{e}</math></p>	
$\xleftarrow{\mathbf{c}}$	
<b>DECRYPTION</b>	
<p>Decrypt the cipher, by computing <math>\mathbf{y}^\top = \mathbf{Ec}^\top = \mathbf{z}^\top + \mathbf{Ee}^\top</math></p> <p>and use the decoding algorithm of <math>\mathcal{C}_0</math> on <math>\mathbf{y}</math> to get <math>\mathbf{z}</math></p> <p>Recover <math>\mathbf{x}</math> from the linear system <math>\mathbf{xG} = \varphi^{-1}(\mathbf{z})</math> and thus <math>\mathbf{m}</math></p>	

1. An  $[n, k]$  linear code  $\mathcal{C}$  over  $\mathbb{F}_p$ , which can efficiently decode  $\delta$  errors. A generator matrix  $\mathbf{G} \in \mathbb{F}_p^{k \times n}$  is made public.
2. A random double circulant  $[2n, n]$  code presented through a parity-check matrix  $\mathbf{H} = \begin{pmatrix} \text{Id}_n & | & \text{diag}(\mathbf{h}) \end{pmatrix}$ , which does not require to be efficiently decodable and is also made public.

Let  $w, w_r$  and  $w_e$  be positive integers all in the range of  $\sqrt{n}/2$ . These are publicly known parameters.

The cryptosystem then proceeds as follows. Alice chooses a random  $h \in R$  with corresponding  $\mathbf{h} \in \mathbb{F}_p^n$  and an  $[n, k]$  linear code  $\mathcal{C}$  over  $\mathbb{F}_p$ , that can efficiently correct  $t$  errors and

chooses a generator matrix  $\mathbf{G}$  of  $\mathcal{C}$ .

Table 10: Quasi-Cyclic Scheme

ALICE	BOB
<b>KEY GENERATION</b>	
Choose an $[n, k]$ linear code $\mathcal{C}$ over $\mathbb{F}_p$ , which can efficiently decode $t$ errors with generator matrix $\mathbf{G} \in \mathbb{F}_p^{k \times n}$ and choose $h \in R$	
Choose $(y, z) \in R^2$ such that $\text{wt}_H(y) = \text{wt}_H(z) = w$ , compute $s = y + hz$	
The public key is $\mathcal{P} = (\mathbf{G}, h, s, w_e, w_r)$ and the secret key is $\mathcal{S} = (y, z)$	
$\xrightarrow{\mathcal{P}}$	
<b>ENCRYPTION</b>	
Choose a message $\mathbf{m} \in \mathbb{F}_p^k$	
Choose $e \in R$ such that $\text{wt}_H(e) = w_e$	
Choose $(r_1, r_2) \in R^2$ such that $\text{wt}_H(r_1) = \text{wt}_H(r_2) = w_r$	
Compute $u = r_1 + hr_2$	
Compute $\mathbf{v} = \mathbf{m}\mathbf{G} + \mathbf{s}r_2 + \mathbf{e}$	
The cipher is $\mathbf{c} = (\mathbf{u}, \mathbf{v})$	
$\xleftarrow{\mathbf{c}}$	
<b>DECRYPTION</b>	
Compute $\mathbf{c}' = \mathbf{v} - \mathbf{u}z$ and use the decoding algorithm of $\mathcal{C}$ to recover $\mathbf{m}$	

Alice then also chooses two elements  $y, z \in R$ , corresponding to the vector  $\mathbf{y}, \mathbf{z}$  both of Hamming weight  $w$ .

She publishes the generator matrix  $\mathbf{G}$ , the random element  $h$  and  $s = y + hz$ , while  $x$  and  $y$  are kept secret and can clearly not be recovered from  $s$  and  $h$ .

Bob, who wants to send a message  $\mathbf{m} \in \mathbb{F}_p^k$  to Alice, can choose  $e \in R$  corresponding to the vector  $\mathbf{e} \in \mathbb{F}_p^n$  of Hamming weight  $w_e$  and two elements  $r_1, r_2 \in R$ , with corresponding vectors  $\mathbf{r}_1, \mathbf{r}_2$  both of Hamming weight  $w_r$ . He then computes  $u = r_1 + hr_2$  with corresponding vector  $\mathbf{u}$  and

$$\mathbf{v} = \mathbf{m}\mathbf{G} + \mathbf{s}r_2 + \mathbf{e},$$

where  $\mathbf{s} \in \mathbb{F}_p^n$  is the vector corresponding to the public  $s$ . The cipher is then given by  $\mathbf{c} = (\mathbf{u}, \mathbf{v})$ .

The message  $\mathbf{m}$  is thus encoded through the public  $\mathbf{G}$  and an error vector  $\mathbf{s}r_2 + \mathbf{e}$  is added, where both  $\mathbf{r}_2$  and  $\mathbf{e}$  were randomly chosen by Bob. The only control Alice has on the error vector is in  $\mathbf{s}$ . This knowledge and also the additional information of Bob on  $\mathbf{r}_2$  provided

through the vector  $\mathbf{u}$  will allow Alice to decrypt the cipher.

In fact, Alice can use the decoding algorithm of  $\mathcal{C}$  on  $\mathbf{v} - \mathbf{uz}$ , since

$$\begin{aligned}\mathbf{v} - \mathbf{uz} &= \mathbf{mG} + \mathbf{sr}_2 + \mathbf{e} - (\mathbf{r}_1 + \mathbf{hr}_2)\mathbf{z} \\ &= \mathbf{mG} + (\mathbf{y} + \mathbf{hz})\mathbf{r}_2 + \mathbf{e} - \mathbf{r}_1\mathbf{z} - \mathbf{hr}_2\mathbf{z} \\ &= \mathbf{mG} + (\mathbf{yr}_2 - \mathbf{r}_1\mathbf{z} + \mathbf{e}).\end{aligned}$$

It follows that the decryption succeeds if  $\text{wt}_H(\mathbf{yr}_2 - \mathbf{r}_1\mathbf{z} + \mathbf{e}) \leq t$ . Note that parameter sets should be chosen such that this happens with high probability, but clearly the framework does have a *decoding failure rate* (DFR).

*Remark 97.* The reason why we can make the generator matrix of the efficiently decodable code public, lies in the random choice of  $h$ , which determines the parity-check matrix  $\mathbf{H}$  and in the fact that the error added to the codeword has a weight larger than the error correction capacity of the public code. In fact,  $\mathbf{u}$  and  $\mathbf{s}$  are two syndromes through  $\mathbf{H}$  of a vector with given weight, as  $\mathbf{u} = (\mathbf{r}_1, \mathbf{r}_2)\mathbf{H}^\top$  and  $\mathbf{s} = (\mathbf{y}, \mathbf{z})\mathbf{H}^\top$ . In order to recover  $(\mathbf{r}_1, \mathbf{r}_2)$  or  $(\mathbf{y}, \mathbf{z})$ , an attacker would need to solve the NP-hard syndrome decoding problem. In addition, since  $\text{wt}_H(\mathbf{sr}_2 + \mathbf{e}) > t$  even with the knowledge of  $\mathbf{G}$  and  $\mathbf{v}$  an attacker can not uniquely determine the message  $\mathbf{m}$ .

Since the algebraic code, which is efficiently decodable, is publicly known, the security of this framework is different to that of the McEliece framework and the Niederreiter framework, as it does not rely on the indistinguishability of the code.

*Remark 98.* However, we want to stress the fact, that the SDP is NP-hard for a completely random code. The code with the double circulant parity-check matrix  $\mathbf{H}$  is in fact not completely random, and thus the question arises, if also this new problem lies in the complexity class of NP-hard problems.

*Example 99.* We choose  $R = \mathbb{F}_2[x]/(x^7 + 1)$  and as code the binary repetition code of length 7, which can correct up to 3 errors. The generator matrix  $\mathbf{G}$  is given by

$$\mathbf{G} = \begin{pmatrix} 1 & 1 & 1 & 1 & 1 & 1 & 1 \end{pmatrix},$$

and codewords with more ones than zeroes are decoded to  $(1, 1, 1, 1, 1, 1, 1)$ , everything else to  $(0, 0, 0, 0, 0, 0, 0)$ . Further, we choose

$$h = 1 + x + x^2 \in R,$$

and  $w = w_r = w_e = 1$ . We pick  $y = 1$ ,  $z = x^3$ , both in  $R$  of weight  $w = 1$ , and compute

$$s = y + hz = 1 + x^3 + x^4 + x^5.$$

The public key is then given by

$$\mathcal{P} = (\mathbf{G}, h, s, w_e, w_r),$$

the secret key is the pair

$$\mathcal{S} = (y, z) = (1, x^3).$$

For this example, the message is  $\mathbf{m} = (1) \in \mathbb{F}_2^1$ . We also pick  $e = x \in R$  of weight  $w_e = 1$  and  $r_1 = r_2 = x^2$  both in  $R$  of weight  $w_r = 1$ . We can then compute

$$u = r_1 + hr_2 = x^3 + x^4,$$



hence  $\mathbf{u} = (0, 0, 0, 1, 1, 0, 0)$ , and since  $sr_2 = 1 + x^2 + x^5 + x^6$  of weight  $5 > t$  we get

$$\begin{aligned}\mathbf{v} &= \mathbf{m}\mathbf{G} + \mathbf{s}r_2 + \mathbf{e} \\ &= (1, 1, 1, 1, 1, 1, 1) + (1, 0, 1, 0, 0, 1, 1) + (0, 1, 0, 0, 0, 0, 0) \\ &= (0, 0, 0, 1, 1, 0, 0).\end{aligned}$$

We can then send the cipher

$$\mathbf{c} = (\mathbf{u}, \mathbf{v}) = ((0, 0, 0, 1, 1, 0, 0), (0, 0, 0, 1, 1, 0, 0)).$$

To decrypt the cipher, we compute with the knowledge of the secret key  $\mathcal{S} = (y, z) = (1, x^3)$  that  $uz = 1 + x^6$  and compute

$$\begin{aligned}\mathbf{v} - \mathbf{u}z &= (0, 0, 0, 1, 1, 0, 0) - (1, 0, 0, 0, 0, 0, 1) \\ &= (1, 0, 0, 1, 1, 0, 1),\end{aligned}$$

which gets decoded to to the codeword  $(1, 1, 1, 1, 1, 1, 1)$ , from which we recover the message  $\mathbf{m} = (1)$ .

*Exercise 100.* Repeat this example with the fixed public parameters  $\mathbf{G} = (1, 1, 1, 1, 1, 1, 1)$ ,  $h = 1 + x + x^2$ ,  $s = 1 + x^3 + x^4 + x^5$ ,  $w_e = w_r = 1$  and the secret key  $\mathcal{S} = (1, x^3)$ , but now Bob chooses  $e = x^4$ ,  $r_1 = 1$ ,  $r_2 = x$ . Is the decryption successful in this case?

### 3.5 GPT Cryptosystem

The *Gabidulin-Paramonov-Tretjakov* (GPT) cryptosystem was introduced in [103] and is based on rank-metric codes. As usual, we pick an  $\mathbb{F}_q$ -basis of  $\mathbb{F}_{q^m}$  and use this to identify elements of  $\mathbb{F}_{q^m}$  with vectors in  $\mathbb{F}_q^m$ . The system we present is not following the original proposal, which was broken [176], but an adapted formulation, and as before we present the system as a framework, i.e., without choosing a family of codes for the secret code.

The GPT system proceeds as follows. Alice chooses an  $[n, k]$  linear rank-metric code  $\mathcal{C}$  over  $\mathbb{F}_{q^m}$  with error correction capacity  $t$  and generator matrix  $\mathbf{G}$ . For some positive integer  $\lambda$ , she then chooses  $\mathbf{S} \in \text{GL}_k(\mathbb{F}_{q^m})$ ,  $\mathbf{P} \in \text{GL}_{n+\lambda}(\mathbb{F}_q)$  and  $\mathbf{X} \in \mathbb{F}_{q^m}^{k \times \lambda}$  of rank  $s \leq \lambda$ . She publishes the scrambles matrix  $\mathbf{G}' = \mathbf{S}[\mathbf{X} \mid \mathbf{G}]\mathbf{P}$  and the target weight  $t$ .

Bob can then encrypt his message  $\mathbf{m} \in \mathbb{F}_{q^m}^k$ , by computing

$$\mathbf{c} = \mathbf{m}\mathbf{G}' + \mathbf{e},$$

for some randomly chosen error vector  $\mathbf{e} \in \mathbb{F}_{q^m}^{n+\lambda}$  with  $\text{wt}_R(\mathbf{e}) = t$ .

To decrypt, Alice can compute

$$\mathbf{c}\mathbf{P}^{-1} = \mathbf{m}\mathbf{S}[\mathbf{X} \mid \mathbf{G}] + \mathbf{e}\mathbf{P}^{-1}.$$

Since  $\text{wt}_R(\mathbf{e}\mathbf{P}^{-1}) = t$ , she can apply the decoding algorithm of the code  $\mathcal{C}$  to the last  $n$  positions of  $\mathbf{c}\mathbf{P}^{-1}$  to recover  $\mathbf{m}\mathbf{S}$  and thus also  $\mathbf{m}$ . A systematic description of the GPT system can be found in Table 11.

This framework is closely related to the McEliece framework, as the algebraic code which can be efficiently decoded has to be kept secret and the matrix  $\mathbf{P}$  acts as an isometry. In fact, while for the Hamming metric  $\mathbf{P}$  is chosen a permutation matrix, which fixes the Hamming weight of a vector, in the rank metric we choose  $\mathbf{P}$  to be a full rank matrix over  $\mathbb{F}_q$ , which thus fixes the rank weight of a vector over  $\mathbb{F}_{q^m}$ .

Table 11: GPT Cryptosystem

ALICE	BOB
<b>KEY GENERATION</b>	
<p>Choose a generator matrix <math>\mathbf{G} \in \mathbb{F}_{q^m}^{k \times n}</math> of a rank-metric code of rank distance <math>d = 2t + 1</math> and a positive integer <math>\lambda</math></p> <p>Choose <math>\mathbf{S} \in \text{GL}_k(\mathbb{F}_{q^m})</math>, <math>\mathbf{P} \in \text{GL}_{n+\lambda}(\mathbb{F}_q)</math></p> <p>Choose a matrix <math>\mathbf{X} \in \mathbb{F}_{q^m}^{k \times \lambda}</math> of rank <math>s \leq \lambda</math> and compute <math>\mathbf{G}' = \mathbf{S}[\mathbf{X} \mid \mathbf{G}]\mathbf{P}</math>.</p> <p>The public key is <math>\mathcal{P} = (\mathbf{G}', t)</math> and the secret key is <math>\mathcal{S} = (\mathbf{G}, \mathbf{S}, \mathbf{X}, \mathbf{P})</math></p>	
$\xrightarrow{\mathcal{P}}$	
<b>ENCRYPTION</b>	
<p>Choose <math>\mathbf{e} \in \mathbb{F}_{q^m}^{n+\lambda}</math> with <math>wt_R(\mathbf{e}) \leq t</math></p> <p>Encrypt <math>\mathbf{m} \in \mathbb{F}_{q^m}^k</math> as <math>\mathbf{c} = \mathbf{m}\mathbf{G}' + \mathbf{e}</math></p>	
$\xleftarrow{\mathbf{c}}$	
<b>DECRYPTION</b>	
<p>Compute <math>\mathbf{c}' = \mathbf{c}\mathbf{P}^{-1}</math> and apply the decoding algorithm to the last <math>n</math> positions to recover <math>\mathbf{m}' = \mathbf{m}\mathbf{S}</math></p> <p>Compute <math>\mathbf{m} = \mathbf{m}'\mathbf{S}^{-1}</math></p>	

*Exercise 101.* Establish the Niederreiter version of the GPT system using the parity-check matrix.

*Example 102.* We give an example for  $n = 4$ ,  $m = 5$ ,  $k = 2$  and  $s = \lambda = 1$ . We identify  $\mathbb{F}_{32} = \mathbb{F}_2[x]/(x^5 + x^2 + 1)$  and consider the Gabidulin code with generator matrix

$$\mathbf{G} = \begin{pmatrix} 1 & x & x^2 & x^3 \\ 1 & x^2 & x^4 & x^3 + x \end{pmatrix},$$

which can correct up to 1 error. We further need a  $\mathbf{S} \in \text{GL}_2(\mathbb{F}_{32})$  and a  $\mathbf{P} \in \text{GL}_5(\mathbb{F}_2)$  and  $\mathbf{X}$  of rank  $s \leq \lambda = 1$ , so we take

$$\mathbf{S} = \begin{pmatrix} 1 & x \\ 0 & 1 \end{pmatrix},$$

and for simplicity

$$\mathbf{P} = \begin{pmatrix} 0 & 0 & 1 & 0 & 0 \\ 1 & 0 & 0 & 0 & 0 \\ 0 & 1 & 0 & 0 & 0 \\ 0 & 0 & 0 & 0 & 1 \\ 0 & 0 & 0 & 1 & 0 \end{pmatrix},$$

and

$$\mathbf{X} = \begin{pmatrix} 1 \\ x^2 + 1 \end{pmatrix}$$

We compute that

$$\mathbf{G}' = \mathbf{S}[\mathbf{X} \mid \mathbf{G}]\mathbf{P} = \begin{pmatrix} x+1 & x^3+x & x^3+x+1 & x^4+x^3+x^2 & 1 \\ 1 & x^2 & x^2+1 & x^3+x & x^4 \end{pmatrix}.$$

The public key is the pair

$$\mathcal{P} = (\mathbf{G}', 1),$$

the secret key is

$$\mathcal{P} = (\mathbf{G}, \mathbf{S}, \mathbf{X}, \mathbf{P}).$$

We want to encrypt the message

$$\mathbf{m} = (x+1, x^2+1).$$

We choose the error vector

$$\mathbf{e} = (x^3+1, 0, x^3+1, x^3+1, 0),$$

and compute

$$\mathbf{c} = \mathbf{m}\mathbf{G}' + \mathbf{e} = (x^3+1, x^3+x, x^2+1, x^3+x^2+x+1, x^4+x^3+1).$$

To decrypt  $\mathbf{c}$ , we compute

$$\mathbf{c}' = \mathbf{c}\mathbf{P}^{-1} = (x^2+1, x^3+1, x^3+x, x^4+x^3+1, x^3+x^2+x+1),$$

and use the decoding algorithm of Gabidulin codes to get

$$\mathbf{m}\mathbf{S} = (x+1, x+1),$$

and by multiplying with

$$\mathbf{S}^{-1} = \begin{pmatrix} 1 & x \\ 0 & 1 \end{pmatrix}$$

we recover  $\mathbf{m}$ .

## 4 Code-based Signature Schemes

We give two approaches of building a code-based signature, one is following the hash-and-sign approach of the CFS scheme [77], which can also be adapted to the rank metric and the second one is through code-based ZKID schemes, which can be turned into signature schemes via the Fiat-Shamir transform.

The first approach has a crucial drawback as the signing requires to be repeated exponentially many times in order to find a decodable syndrome, while signatures have size linear in the security parameter. Also the second approach still fails to provide a practical solution due to large signature sizes. The question on how to get a secure and practical code-based signature scheme is thus still open.

### 4.1 Hash-and-Sign

In this section we will present two signature schemes, which are not constructed through a ZKID and the Fiat-Shamir transform, but rather rely on the idea of hash-and-sign, namely the CFS scheme [77], which is in fact the first code-based signature scheme, and RankSign [19].

We present the CFS scheme as framework in Table 12, although the authors propose to use (high rate) Goppa codes as secret codes.

In the key generation process, one chooses a parity-check matrix  $\mathbf{H} \in \mathbb{F}_2^{(n-k) \times n}$  of a binary code that can efficiently correct  $t$  errors. One then hides the parity-check matrix as in the Niederreiter framework, by choosing an  $n \times n$  permutation matrix  $\mathbf{P}$  and  $\mathbf{S} \in \text{GL}_{n-k}(\mathbb{F}_2)$  and computing  $\mathbf{H}' = \mathbf{SHP}$ . The public key is then given by  $\mathcal{P} = (\mathbf{H}', t)$  and the secret key by  $\mathcal{S} = (\mathbf{S}, \mathbf{H}, \mathbf{P})$ .

In the signing process, given a message  $\mathbf{m}$ , one first chooses randomly  $\mathbf{m}_i \in \mathbb{F}_2^{n-k}$  and uses the decoding algorithm of  $\mathcal{C}$  to find  $\mathbf{e}$ , such that  $\text{wt}_H(\mathbf{e}) \leq t$  and

$$\mathbf{eH}^\top = \mathbf{S}^{-1}\mathcal{H}(\mathbf{m}, \mathbf{H}', \mathbf{m}_i)$$

if possible. The signature is then given by  $\mathbf{s} = (\mathbf{m}_i, \mathbf{eP})$ .

In the verification, the verifier checks that  $\text{wt}_H(\mathbf{eP}) \leq t$  and if

$$\mathbf{ePH}'^\top = \mathcal{H}(\mathbf{m}, \mathbf{H}', \mathbf{m}_i).$$

Recall that  $\mathcal{H}$  is a publicly known hash function.

*Exercise 103.* Show that  $\mathbf{ePH}'^\top = \mathcal{H}(\mathbf{m}, \mathbf{H}', \mathbf{m}_i)$ .

The authors propose to use a high rate Goppa code as secret code, which was unfortunately broken in [97].

RankSign [19] is another code-based signature scheme based on the hash-and-sign approach, where the authors propose to use augmented LRPC codes over an extension field  $\mathbb{F}_{q^m}$  and introduce a mixture of erasures and errors, which can be efficiently decoded.

In the key generation process, instead of hiding the parity-check matrix  $\mathbf{H}$  of the LRPC code over  $\mathbb{F}_{q^m}$  using  $\mathbf{BHQ}$ , where  $\mathbf{B} \in \text{GL}_{n-k}(\mathbb{F}_{q^m})$  and  $\mathbf{Q} \in \text{GL}_n(\mathbb{F}_q)$ , we first add some random columns to  $\mathbf{H}$ : Let  $\mathbf{A} \in \text{GL}_{n-k}(\mathbb{F}_{q^m})$ ,  $\mathbf{P} \in \text{GL}_{n+t}(\mathbb{F}_q)$  and  $\mathbf{R} \in \mathbb{F}_{q^m}^{(n-k) \times t'}$ . Typically one sets  $t' = t$ , but one could also use other choices. Then, one hides  $\mathbf{H}$  by computing  $\mathbf{H}' = \mathbf{A}(\mathbf{R} \parallel \mathbf{H})\mathbf{P}$ .

While  $\mathbf{H}'$  and some integer  $\ell$  are publicly known, the secret key is given by  $\mathbf{R}, \mathbf{H}, \mathbf{A}, \mathbf{P}$ .

Table 12: CFS

PROVER	VERIFIER
<b>KEY GENERATION</b>	
Choose a parity-check matrix $\mathbf{H} \in \mathbb{F}_2^{(n-k) \times n}$ of $\mathcal{C}$ , with error correction capacity $t$	
Choose an $n \times n$ permutation matrix $\mathbf{P}$ and $\mathbf{S} \in \text{GL}_{n-k}(\mathbb{F}_2)$	
Compute $\mathbf{H}' = \mathbf{SHP}$ . The public key is then given by $\mathcal{P} = (\mathbf{H}', t)$	
and the secret key by $\mathcal{S} = (\mathbf{S}, \mathbf{H}, \mathbf{P})$	
$\xrightarrow{\mathcal{P}}$	
<b>SIGNING</b>	
Given a message $\mathbf{m}$ , choose $\mathbf{m}_i \in \mathbb{F}_2^{n-k}$	
Use the decoding algorithm of $\mathcal{C}$ to find $\mathbf{e}$ , with $\text{wt}_H(\mathbf{e}) \leq t$ and $\mathbf{eH}^\top = \mathbf{S}^{-1}\mathcal{H}(\mathbf{m}, \mathbf{H}', \mathbf{m}_i)$	
Sign as $\mathbf{s} = (\mathbf{m}_i, \mathbf{eP})$	
$\xrightarrow{m, s}$	
<b>VERIFICATION</b>	
Check if $\text{wt}_H(\mathbf{eP}) \leq t$ and if $\mathbf{ePH}'^\top = \mathcal{H}(\mathbf{m}, \mathbf{H}', \mathbf{m}_i)$ .	

In the signing process, one first chooses randomly  $\tilde{\mathbf{e}} \in \mathbb{F}_{q^m}^t$  and hashes a message  $\mathbf{m}$  and a seed, denoted by  $\text{seed} \in \{0, 1\}^\ell$  and hash function  $\mathcal{H}$ , to get  $\mathbf{m}' = \mathcal{H}(\mathbf{m} \mid \text{seed}) \in \mathbb{F}_{q^m}^{n-k}$ . Then one sets a syndrome  $\mathbf{s}' = \mathbf{m}'(\mathbf{A}^{-1})^\top - \tilde{\mathbf{e}}\mathbf{R}^\top$  and tries to syndrome decode this syndrome  $\mathbf{s}'$  using  $\mathbf{H}$ . If one succeeds, that is, there exists a  $\mathbf{e}' \in \mathbb{F}_{q^m}^n$  of rank weight  $r = t + r'$  and such that  $\mathbf{e}'\mathbf{H}^\top = \mathbf{s}'$ , then one defines

$$\mathbf{e} = (\tilde{\mathbf{e}} \mid \mathbf{e}')(\mathbf{P}^\top)^{-1}$$

and sets the signature

$$s = (\mathbf{e}, \text{seed}).$$

If not, this process needs to be repeated until one succeeds.

In the verification, the verifier checks that  $\text{wt}_R(\mathbf{e}) = r = t + r'$ , and if

$$\mathbf{eH}'^\top = \mathbf{m}' = \mathcal{H}(\mathbf{m} \mid \text{seed}).$$

Recall that  $\mathcal{H}$  is a publicly known hash function.

*Exercise 104.* Show that  $\mathbf{eH}'^\top = \mathbf{m}'$ .

We want to note here that this signature scheme was later attacked in [90].

Table 13: RankSign

PROVER	VERIFIER
<b>KEY GENERATION</b>	
Choose $\mathbf{A} \in \text{GL}_{n-k}(\mathbb{F}_{q^m})$ , $\mathbf{P} \in \text{GL}_{n+t}(\mathbb{F}_q)$ ,	
Choose $r, \ell \in \mathbb{N}$ , $\mathbf{R} \in \mathbb{F}_{q^m}^{(n-k) \times t'}$	
Choose $\mathbf{H} \in \mathbb{F}_{q^m}^{(n-k) \times n}$ a parity-check matrix of a LRPC code	
Compute $\mathbf{H}' = \mathbf{A}(\mathbf{R} \mid \mathbf{H})\mathbf{P}$	
The keys are given by $\mathcal{S} = (\mathbf{A}, \mathbf{P}, \mathbf{R}, \mathbf{H})$ ,	
and $\mathcal{P} = (\mathbf{H}', \ell, r)$	
$\xrightarrow{\mathcal{P}}$	
<b>SIGNING</b>	
Choose $\tilde{\mathbf{e}} \in \mathbb{F}_{q^m}^t$ and a message $\mathbf{m}$	
Choose seed $\in \{0, 2\}^\ell$	
Compute $\mathbf{m}' = \mathcal{H}(\mathbf{m} \mid \text{seed})$	
Set $\mathbf{s}' = \mathbf{m}'(\mathbf{A}^{-1})^\top - \tilde{\mathbf{e}}\mathbf{R}^\top$	
Find $\mathbf{e}'$ , such that $\text{wt}_R(\mathbf{e}') = r$ and $\mathbf{e}'\mathbf{H}^\top = \mathbf{s}'$	
Set $\mathbf{e} = (\tilde{\mathbf{e}} \mid \mathbf{e}')(\mathbf{P}^\top)^{-1}$ and $\mathbf{s} = (\mathbf{e}, \text{seed})$	
$\xrightarrow{m, \mathbf{s}}$	
<b>VERIFICATION</b>	
Check if $\text{wt}_R(\mathbf{e}) = r$ and if $\mathbf{e}\mathbf{H}'^\top = \mathcal{H}(\mathbf{m}, \text{seed})$	

## 4.2 Zero-Knowledge Identification Scheme Framework

As described in Section 2.3.5, digital signature schemes can be constructed from a ZKID scheme using the Fiat-Shamir transform [1]. In this section, we present two famous ZKID schemes for this purpose, namely the scheme by Cayrel, Véron and El Yousif Alaoui (CVE) [72] and scheme by Aguilar, Gaborit and Schrek (AGS) [2].

The CVE scheme [72] is an improvement of Stern's [210] and Véron's [219] identification schemes, which are both based on the hardness of decoding a random binary code [53]. The CVE scheme relies on non-binary codes over a large finite field. With this choice, the cheating probability for a single round is reduced from  $2/3$  of Stern's 3-pass scheme to  $\frac{q}{2(q-1)}$  by using a 5-pass scheme based on codes over  $\mathbb{F}_q$ .

The idea of the scheme is the following; the secret key is given by a random error vector of weight  $t$  and the public key is a parity-check matrix together with the syndrome of this error vector. The challenges are requesting either a response that shows that the error vector has indeed weight  $t$  or a response that shows that the error vector solves the parity-check equations.

The scheme is of large interest, as it uses an actual random linear code, which is possible

since no decoding process is required. The security of this scheme thus fully relies on the hardness of decoding a random linear code and not on the indistinguishability of a secret code.

Let  $\sigma$  be a permutation of  $\{1, \dots, n\}$  and for  $\mathbf{v} \in (\mathbb{F}_q^\times)^n$  and  $\mathbf{a} \in \mathbb{F}_q^n$  we denote by

$$\sigma_{\mathbf{v}}(\mathbf{a}) = \sigma(\mathbf{v}) \star \sigma(\mathbf{a}),$$

where  $\star$  denotes the component-wise product. Recall that  $\mathcal{H}$  denotes a publicly known hash function.

Table 14: CVE Scheme

PROVER	VERIFIER
<b>KEY GENERATION</b>	
Choose the parameters $q, n, k, t$ and a hash function $\mathcal{H}$	
Choose $\mathbf{e} \in B_H(t, n, q)$ and a parity-check matrix	
$\mathbf{H} \in \mathbb{F}_q^{(n-k) \times n}$ . Compute the syndrome	
$\mathbf{s} = \mathbf{e}\mathbf{H}^\top \in \mathbb{F}_q^{n-k}$ .	
The public key is given by $\mathcal{P} = (\mathbf{H}, \mathbf{s}, t)$	$\xrightarrow{\mathcal{P}}$
<b>VERIFICATION</b>	
Choose $\mathbf{u} \in \mathbb{F}_q^n$ , a permutation $\sigma$ , $\mathbf{v} \in (\mathbb{F}_q^\times)^n$	
Set $c_0 = \mathcal{H}(\sigma, \mathbf{v}, \mathbf{u}\mathbf{H}^\top)$	
Set $c_1 = \mathcal{H}(\sigma_{\mathbf{v}}(\mathbf{u}), \sigma_{\mathbf{v}}(\mathbf{e}))$	
	$\xrightarrow{c_0, c_1}$
	Choose $z \in \mathbb{F}_q^\times$
	$\xleftarrow{z}$
Set $\mathbf{y} = \sigma_{\mathbf{v}}(\mathbf{u} + z\mathbf{e})$	
	$\xrightarrow{\mathbf{y}}$
	Choose $b \in \{0, 1\}$
	$\xleftarrow{b}$
If $b = 0$ , set $r = (\sigma, \mathbf{v})$	
If $b = 1$ , set $r = \sigma_{\mathbf{v}}(\mathbf{e})$	
	$\xrightarrow{r}$
	<p>If <math>b = 0</math>, accept if</p> $c_0 = \mathcal{H}(\sigma, \mathbf{v}, \sigma_{\mathbf{v}}^{-1}(\mathbf{y})\mathbf{H}^\top - z\mathbf{s})$ <p>or</p> <p>If <math>b = 1</math>, accept if <math>\text{wt}_H(\sigma_{\mathbf{v}}(\mathbf{e})) = t</math> and</p> $c_1 = \mathcal{H}(\mathbf{y} - z\sigma_{\mathbf{v}}(\mathbf{e}), \sigma_{\mathbf{v}}(\mathbf{e}))$

We now show how the communication cost of this scheme is derived, following the reasoning of [28].

In order to represent a vector of length  $n$  and Hamming weight  $t$  over  $\mathbb{F}_q$ , we can either use the full vector, which requires  $n \lceil \log_2(q) \rceil$  bits, or just consider its support, together with the ordered non-zero entries, resulting in

$$t(\lceil \log_2(n) \rceil + \lceil \log_2(q-1) \rceil)$$

bits. Thus the most convenient choice for a given set of parameters  $n$ ,  $t$  and  $q$  is

$$\psi(n, q, t) = \min\{n \lceil \log_2(q) \rceil, t(\lceil \log_2(n) \rceil + \lceil \log_2(q-1) \rceil)\}.$$

Since random objects, such as the monomial transformation, are completely determined by the seed for the pseudorandom generator, they can also be compactly represented as such, whose length is denoted by  $l_{\text{Seed}}$ . Also the length of the hash values will be denoted by  $l_{\mathcal{H}}$ . Using the compression technique for  $N$  rounds of the protocol we get the following average communication cost:

$$l_{\mathcal{H}} + N \left( \lceil \log_2(q-1) \rceil + n \lceil \log_2(q) \rceil + 1 + l_{\mathcal{H}} + \frac{\psi(n, q, t) + l_{\text{Seed}}}{2} \right).$$

For the maximal communication cost, we take the maximum size of the response, and thus we obtain

$$l_{\mathcal{H}} + N \left( \lceil \log_2(q-1) \rceil + n \lceil \log_2(q) \rceil + 1 + l_{\mathcal{H}} + \max\{\psi(n, q, t), l_{\text{Seed}}\} \right).$$

Let us fix  $t = \lfloor d_H/2 \rfloor$ , for  $d_H$  denoting the minimum distance of the Gilbert-Varshamov bound. The authors of [72] have used the analysis due to Peters [179] to estimate the information set decoding complexity, and have proposed two parameters sets:

- $q = 256$ ,  $n = 128$ ,  $k = 64$ ,  $t = 49$ , for 87-bits security, having a communication cost of 3.472 kB;
- $q = 256$ ,  $n = 208$ ,  $k = 104$ ,  $t = 78$ , for 128-bits security, having a communication cost of 43.263 kB.

*Exercise 105.* Show the zero-knowledge property and the completeness property for the CVE scheme.

An easy attempt for an impersonator would be to guess the challenge  $b$  before sending the commitments.

Thus, the strategy if we guess  $b = 0$ , would be to choose an error vector  $\mathbf{e}'$ , which satisfies the parity-check equations, that is

$$\mathbf{s} = \mathbf{e}' \mathbf{H}^\top,$$

and to forget about the weight condition. This can easily be achieved using linear algebra. We denote by  $s_0$  the strategy for  $b = 0$ , which in detail requires to choose randomly  $\mathbf{u}'$ ,  $\sigma'$  and  $\mathbf{v}'$  according to the scheme and to send the commitments  $c'_0 = \mathcal{H}(\sigma', \mathbf{v}', \mathbf{u}' \mathbf{H}^\top)$  and a random  $c'_1$ . When the impersonator received a  $z \in \mathbb{F}_q^\times$ , the impersonator now computes  $\mathbf{y}'$  according to the cheating error vector  $\mathbf{e}'$ , i.e.,

$$\mathbf{y}' = \sigma'_{\mathbf{v}'}(\mathbf{u}' + z\mathbf{e}').$$



The impersonator wins, if the verifier now asks for  $b = 0$ , since the verifier will check

$$\begin{aligned}
c'_0 &= \mathcal{H}(\sigma', \mathbf{v}', \sigma'_{\mathbf{v}'}^{-1}(\mathbf{y}') \mathbf{H}^\top - z\mathbf{s}) \\
&= \mathcal{H}(\sigma', \mathbf{v}', \sigma'_{\mathbf{v}'}^{-1}(\sigma'_{\mathbf{v}'}(\mathbf{u}' + z\mathbf{e}')) \mathbf{H}^\top - z\mathbf{s}) \\
&= \mathcal{H}(\sigma', \mathbf{v}', (\mathbf{u}' + z\mathbf{e}') \mathbf{H}^\top - z\mathbf{s}) \\
&= \mathcal{H}(\sigma', \mathbf{v}', \mathbf{u}' \mathbf{H}^\top + z\mathbf{e}' \mathbf{H}^\top - z\mathbf{s}) \\
&= \mathcal{H}(\sigma', \mathbf{v}', \mathbf{u}' \mathbf{H}^\top + z\mathbf{s} - z\mathbf{s}).
\end{aligned}$$

If the verifier asks for  $b = 1$ , the impersonator loses.

Whereas the strategy if we guess  $b = 1$ , would be to choose an error vector  $\mathbf{e}'$ , which has the correct weight, i.e.,  $\text{wt}_H(\mathbf{e}') = t$ , but does not satisfy the parity-check equations. We denote by  $s_1$  the strategy for  $b = 1$ , which in detail requires to choose randomly  $\mathbf{u}'$ ,  $\sigma'$  and  $\mathbf{v}'$  according to the scheme and to send the commitments: a random  $c'_0$  and  $c'_1 = \mathcal{H}(\sigma'_{\mathbf{v}'}(\mathbf{u}'), \sigma'_{\mathbf{v}'}(\mathbf{e}'))$ . When the impersonator received a  $z \in \mathbb{F}_q^\times$ , the impersonator now computes  $\mathbf{y}'$  according to the cheating error vector  $\mathbf{e}'$ , i.e.,

$$\mathbf{y}' = \sigma'_{\mathbf{v}'}(\mathbf{u}' + z\mathbf{e}').$$

The impersonator wins, if the verifier now asks for  $b = 1$ , since the verifier will check if  $\text{wt}_H(\sigma'_{\mathbf{v}'}(\mathbf{e}')) = t$  and

$$\begin{aligned}
c'_1 &= \mathcal{H}(\mathbf{y}' - z\sigma'_{\mathbf{v}'}(\mathbf{e}'), \sigma'_{\mathbf{v}'}(\mathbf{e}')) \\
&= \mathcal{H}(\sigma'_{\mathbf{v}'}(\mathbf{u}' + z\mathbf{e}') - z\sigma'_{\mathbf{v}'}(\mathbf{e}'), \sigma'_{\mathbf{v}'}(\mathbf{e}')) \\
&= \mathcal{H}(\sigma'_{\mathbf{v}'}(\mathbf{u}') + \sigma'_{\mathbf{v}'}(z\mathbf{e}') - z\sigma'_{\mathbf{v}'}(\mathbf{e}'), \sigma'_{\mathbf{v}'}(\mathbf{e}')).
\end{aligned}$$

If the verifier asks for  $b = 0$ , the impersonator loses.

With this easy strategy, one would get a cheating probability of  $1/2$ , which just corresponds to choosing the challenge  $b$  correctly. However, by also guessing  $z$  correctly one can improve the above strategy.

**Proposition 106.** *The cheating probability of the CVE scheme is  $\frac{q}{2(q-1)}$ .*

*Proof.* We modify the easy strategies  $s_i$ , following [72]:

Let us denote by  $s'_0$  the improved strategy on  $s_0$ , which works as follows: recall that  $\mathbf{e}'$  is chosen such that the parity-check equations are satisfied but not the weight condition. Instead of randomly choosing the commitment  $c'_1$ , we choose a  $z' \in \mathbb{F}_q^\times$  and a second cheating error vector  $\tilde{\mathbf{e}}$  of weight  $t$ , we compute a  $\tilde{\mathbf{y}} = \sigma'_{\mathbf{v}'}(\mathbf{u}' + z'\mathbf{e}')$  with this guess and compute

$$c'_1 = \mathcal{H}(\tilde{\mathbf{y}} - z'\tilde{\mathbf{e}}, \tilde{\mathbf{e}}).$$

When we receive a  $z$  from the verifier, we check if we made the correct choice, that is: if  $z = z'$ , we send the pre-computed  $\tilde{\mathbf{y}}$ , and if  $z \neq z'$  we compute  $\mathbf{y}' = \sigma'_{\mathbf{v}'}(\mathbf{u}' + z\mathbf{e}')$ . If the verifier asks for  $b = 0$ , we use the usual strategy of  $s_0$  and will get accepted, as before. If the verifier asks for  $b = 1$ , we send as answer  $\tilde{\mathbf{e}}$ . If we have guessed correctly and  $z = z'$ , we will get accepted also in this case as

$$c'_1 = \mathcal{H}(\tilde{\mathbf{y}} - z\tilde{\mathbf{e}}, \tilde{\mathbf{e}})$$

by definition.

Let us denote by  $s'_1$  the improved strategy on  $s_1$ , which works as follows: recall that  $\mathbf{e}'$  is chosen having the correct weight. Instead of randomly choosing the commitment  $c'_0$ , we choose a  $z' \in \mathbb{F}_q^\times$  and compute a  $\tilde{\mathbf{y}} = \sigma'_{\mathbf{v}'}(\mathbf{u}' + z'\mathbf{e}')$  with this guess and compute

$$c'_0 = \mathcal{H}(\sigma', \mathbf{v}', \mathbf{u}'\mathbf{H}^\top + z'(\mathbf{e}'\mathbf{H}^\top - \mathbf{s})).$$

When we receive a  $z$  from the verifier, we check if we made the correct choice, that is: if  $z = z'$ , we send the pre-computed  $\tilde{\mathbf{y}}$ , and if  $z \neq z'$  we compute  $\mathbf{y}' = \sigma'_{\mathbf{v}'}(\mathbf{u}' + z\mathbf{e}')$ . If the verifier asks for  $b = 1$ , we use the usual strategy of  $s_1$  and will get accepted. If the verifier asks for  $b = 0$ , we send as answer  $(\sigma', \mathbf{v}')$ . If we have guessed correctly and  $z = z'$ , we will get accepted also in this case as

$$\begin{aligned} c'_0 &= \mathcal{H}(\sigma', \mathbf{v}', \sigma'_{\mathbf{v}'}^{-1}(\mathbf{y}')\mathbf{H}^\top - z\mathbf{s}) \\ &= \mathcal{H}(\sigma', \mathbf{v}', \sigma'_{\mathbf{v}'}^{-1}(\sigma'_{\mathbf{v}'}(\mathbf{u}' + z'\mathbf{e}'))\mathbf{H}^\top - z\mathbf{s}) \\ &= \mathcal{H}(\sigma', \mathbf{v}', (\mathbf{u}' + z'\mathbf{e}')\mathbf{H}^\top - z\mathbf{s}) \\ &= \mathcal{H}(\sigma', \mathbf{v}', \mathbf{u}'\mathbf{H}^\top + z'\mathbf{e}'\mathbf{H}^\top - z\mathbf{s}) \\ &= \mathcal{H}(\sigma', \mathbf{v}', \mathbf{u}'\mathbf{H}^\top + z'\mathbf{s} - z\mathbf{s}). \end{aligned}$$

Thus, the probability that an impersonator following the strategy  $s'_i$  will get accepted is given by

$$P(b = i) + P(b = 1 - i) \cdot P(z = z') = \frac{1}{2} + \frac{1}{2} \cdot \frac{1}{q-1} = \frac{q}{2(q-1)},$$

which concludes this proof.  $\square$

The second ZKID scheme we want to present is the scheme by Aguilar, Gaborit and Schrek [2], which we will denote by AGS. This scheme is constructed upon quasi-cyclic codes over  $\mathbb{F}_2$ . Let us consider a vector  $\mathbf{a} \in \mathbb{F}_2^{jk}$  divided into  $j$  blocks of  $k$  entries each, that is,

$$\mathbf{a} = \left( a_1^{(1)}, \dots, a_k^{(1)}, \dots, a_1^{(j)}, \dots, a_k^{(j)} \right).$$

We use  $\rho_i^{(k)}$  to denote a function that performs a block-wise cyclic shift of  $\mathbf{a}$  by  $i$  positions, i.e.,

$$\rho_i^{(k)}(\mathbf{a}) = \left( a_{1-i \bmod k}^{(1)}, \dots, a_{k-i \bmod k}^{(1)}, \dots, a_{1-i \bmod k}^{(j)}, \dots, a_{k-i \bmod k}^{(j)} \right).$$

The cheating probability of this scheme asymptotically tends to  $\frac{1}{2}$ .

The idea is similar to that of the CVE scheme, but working with the generator matrix instead.

The secret key consists of a message and an error vector, while the public key consists of an erroneous codeword and the generator matrix. The challenges either require the proof of the error vector having the correct weight or of the knowledge of the message.

When performing  $N$  rounds, the average communication cost is

$$l_{\mathcal{H}} + N \left( \lceil \log_2(k) \rceil + 1 + 2l_{\mathcal{H}} + \frac{l_{\text{Seed}} + k + n + \psi(n, t, 2)}{2} \right),$$

while the maximum communication cost is

$$l_{\mathcal{H}} + N \left( \lceil \log_2(k) \rceil + 1 + 2l_{\mathcal{H}} + \max\{l_{\text{Seed}} + k, n + \psi(n, t, 2)\} \right).$$

In [2], three parameters sets are proposed:

Table 15: AGS Scheme

PROVER	VERIFIER
<b>KEY GENERATION</b>	
Choose the parameters $n, k, t$ and a hash function Hash	
Choose $\mathbf{m} \in \mathbb{F}_2^k$ and $\mathbf{e} \in B_H(t, n, 2)$ and a generator matrix	
$\mathbf{G} \in \mathbb{F}_2^{k \times n}$ . Compute the erroneous codeword	
$\mathbf{c} = \mathbf{mG} + \mathbf{e} \in \mathbb{F}_2^n$	
The public key is given by $\mathcal{P} = (\mathbf{G}, \mathbf{c}, t)$	$\xrightarrow{\mathcal{P}}$
<b>VERIFICATION</b>	
Choose $\mathbf{u} \in \mathbb{F}_2^k$ , a permutation $\sigma$	
Set $c_0 = \mathcal{H}(\sigma)$	
Set $c_1 = \mathcal{H}(\sigma(\mathbf{uG}))$	
	$\xrightarrow{c_0, c_1}$
	Choose $z \in \{1, \dots, k\}$
	$\xleftarrow{z}$
Set $c_2 = \mathcal{H}(\sigma(\mathbf{uG} + \rho_z^{(k)}(\mathbf{e})))$	
	$\xrightarrow{c_2}$
	Choose $b \in \{0, 1\}$
	$\xleftarrow{b}$
If $b = 0$ , set $r = (\sigma, \mathbf{u} + \rho_z^{(k)}(\mathbf{m}))$	
If $b = 1$ , set $r = (\sigma(\mathbf{uG}), \sigma(\rho_z^{(k)}(\mathbf{e})))$	
	$\xrightarrow{r}$
<p>If <math>b = 0</math>, accept if <math>c_0 = \mathcal{H}(\sigma)</math> and <math>c_2 = \mathcal{H}((\mathbf{u} + \rho_z^{(k)}(\mathbf{m}))\mathbf{G} + \rho_z^{(k)}(\mathbf{c}))</math></p> <p>If <math>b = 1</math>, accept if <math>\text{wt}_H(\rho_z^{(k)}(\mathbf{e})) = t</math> and <math>c_1 = \mathcal{H}(\sigma(\mathbf{uG}))</math> and <math>c_2 = \mathcal{H}(\sigma(\mathbf{uG}) + \sigma(\rho_z^{(k)}(\mathbf{e})))</math></p>	

- $n = 698, k = 349, t = 70$ , for 81-bits security, having a communication cost of 2.565 kB;
- $n = 1094, k = 547, t = 109$ , for 128-bits security, having a communication cost of 28.232 kB.

*Exercise 107.* Show the zero-knowledge property and completeness for the AGS scheme.

We remark that one interesting property of these code-based ZKID schemes is that one does not require a code with an efficient decoding algorithm. Which stands in contrast to

the requirements for many of the code-based public-key encryption schemes. Thus, choosing a random code the security of such schemes is much closer related to the actual NP-hard problem of decoding a random linear code.

Clearly, using any of the two code-based ZKID schemes presented above and the Fiat-Shamir transform one immediately gets a signature scheme.

## 5 Security Analysis

In the security analysis of a cryptographic scheme we make a difference between two main attack approaches:

1. structural attacks,
2. non-structural attacks.

A structural attack aims at exploiting the algebraic structure of the cryptographic system. Whereas a non-structural attack tries to combinatorically recover the message or the secret key without exploiting any algebraic structure.

For example the security of the McEliece and Niederreiter type of cryptosystems rely on two assumptions. The first one being

*The public code is not distinguishable from a random code.*

A structural attack would usually aim at exactly this assumption, and try to recover the secret code, if the scrambled public version of it does not behave randomly. Clearly, structural or algebraic attacks heavily depend on the chosen secret codes for the cryptosystem, if the system depends on an algebraic code that is efficiently decodable, and is not attacking the presented frameworks in general.

Assuming that this first assumption is met however, the security of most code-based cryptosystems relies also on this second assumption

*Decoding a random linear code is hard/ infeasible.*

A non-structural attack on the McEliece cryptosystem would thus assume that the public code is in fact random, and rather try to decode this random code nevertheless.

In general we also speak of attacks in terms of: key-recovery attacks, where an attacker tries to recover the secret key (usually structural attacks), and message-recovery attacks, where an attacker directly tries to decrypt the cipher without first recovering the secret key.

Thus, in the following we will first focus on the non-structural attacks, which in code-based cryptography usually aim at decoding a random linear code. We want to note here that there are also other hard problems in coding theory (e.g. [41, 225, 49]). For example the code-equivalence problem [180, 201, 78] was already considered for cryptographic applications in [60].

### 5.1 NP-completeness

As discussed in the security analysis, code-based cryptography is traditionally based on the hardness of decoding a random linear code.

**Problem 108. Decoding Problem (DP)** Let  $\mathbb{F}_q$  be a finite field and  $k \leq n$  be positive integers. Given  $\mathbf{G} \in \mathbb{F}_q^{k \times n}$ ,  $\mathbf{c} \in \mathbb{F}_q^n$  and  $t \in \mathbb{N}$ , is there a vector  $\mathbf{x} \in \mathbb{F}_q^k$  and  $\mathbf{e} \in \mathbb{F}_q^n$  of weight less than or equal to  $t$  such that  $\mathbf{c} = \mathbf{xG} + \mathbf{e}$ ?

Note that the DP formulated through the generator matrix is equivalent to the syndrome decoding problem, which is formulated through the parity-check matrix.

**Problem 109. Syndrome Decoding Problem (SDP)** Let  $\mathbb{F}_q$  be a finite field and  $k \leq n$  be positive integers. Given  $\mathbf{H} \in \mathbb{F}_q^{(n-k) \times n}$ ,  $\mathbf{s} \in \mathbb{F}_q^{n-k}$  and  $t \in \mathbb{N}$ , is there a vector  $\mathbf{e} \in \mathbb{F}_q^n$  such that  $\text{wt}_H(\mathbf{e}) \leq t$  and  $\mathbf{e}\mathbf{H}^\top = \mathbf{s}$ ?

Berlekamp, McEliece and van Tilborg famously proved in [53] the NP-completeness of the syndrome decoding problem for the case of binary linear codes equipped with the Hamming metric. In [41], Barg generalized this proof to an arbitrary finite field. Finally, the NP-hardness proof has been generalized to arbitrary finite rings endowed with an additive weight in [224], thus including famous metrics such as the homogeneous and the Lee metric.

In this section we provide the proof of NP-completeness for the SDP as in [41].

In order to understand this proof, we first give a small introduction to complexity theory.

Let  $\mathcal{P}$  denote a problem. In order to estimate how hard it is to solve  $\mathcal{P}$  we have two main complexity classes.

**Definition 110.** P denotes the class of problems that can be solved by a deterministic Turing machine in polynomial time.

The concept of deterministic and non-deterministic Turing machines will exceed the scope of this chapter, just note that "can be solved by a deterministic Turing machine in polynomial time" is the same as our usual "can be solved in polynomial time".

*Example 111.* Given a list  $S$  of  $n$  integers and an integer  $k$ , determine whether there is an integer  $s \in S$  such that  $s > k$ ? Clearly, this can be answered by going through the list and checking for each element whether it is greater than  $k$ , thus it has running time at most  $n$  and this problem is in P.

**Definition 112.** NP denotes the class of problems that can be solved by a non-deterministic Turing machine in polynomial time.

Thus, in contrary to the popular belief that NP stands for non-polynomial time, it actually stands for non-deterministic polynomial time. The difference is important: all problems in P live inside NP!

To understand NP better, we might use the equivalent definition: A problem  $\mathcal{P}$  is in NP if and only if one can check that a candidate is a solution to  $\mathcal{P}$  in polynomial time.

The example from before is thus also clearly in NP, since if given a candidate  $a$ , we can check in polynomial time whether  $a \in S$  and whether  $a > k$ .

There are, however, interesting problems which are in NP, but we do not know whether they are in P. Let us change the previous example a bit.

*Example 113.* Given a list  $S$  of  $n$  integers and an integer  $k$ , is there a set of integers  $T \subseteq S$ , such that  $\sum_{t \in T} t = k$ ? Since there are exponentially many subsets of  $S$ , there is no known algorithm to solve this problem in polynomial time and thus, we do not know whether it lives in P. But, if given a candidate  $T$ , we can check in polynomial time if all  $t \in T$  are also in  $S$  and if  $\sum_{t \in T} t = k$ , which clearly places this problem inside NP.

The most important complexity class, for us, will be that of NP-hard problems. In order to define this class, we first have to define polynomial-time reductions.

A polynomial-time reduction from  $\mathcal{R}$  to  $\mathcal{P}$  follows the following steps:

1. take any instance  $I$  of  $\mathcal{R}$ ,
2. transform  $I$  to an instance  $I'$  of  $\mathcal{P}$  in polynomial time,
3. assume that (using an oracle) you can solve  $\mathcal{P}$  in the instance  $I'$  in polynomial time, getting the solution  $s'$ ,
4. transform the solution  $s'$  in polynomial time to get a solution  $s$  of the problem  $\mathcal{R}$  in the input  $I$ .

The existence of a polynomial-time reduction from  $\mathcal{R}$  to  $\mathcal{P}$ , informally speaking, means that if we can solve  $\mathcal{P}$ , we can also solve  $\mathcal{R}$  and thus solving  $\mathcal{P}$  is at least as hard as solving  $\mathcal{R}$ .

**Definition 114.**  $\mathcal{P}$  is NP-hard if for every problem  $\mathcal{R}$  in NP, there exists a polynomial-time reduction from  $\mathcal{R}$  to  $\mathcal{P}$ .

Informally speaking this class contains all problems which are at least as hard as the hardest problems in NP.

*Example 115.* One of the most famous examples for an NP-hard problem is the subset sum problem: given a set of integers  $S$ , is there a non-empty subset  $T \subseteq S$ , such that  $\sum_{t \in T} t = 0$ ?

We want to remark here, that NP-hardness is only defined for *decisional* problems, that are problems of the form "decide whether there exists.." and not for *computational/search* problems, that are problems of the form "find a solution..". However, considering for example the SDP, in its decisional version, it asks whether there exists error vector  $\mathbf{e}$  with certain conditions. If one could solve the computational problem, that is to actually find such an error vector  $\mathbf{e}$  in polynomial time, then one would also be able to answer the decisional problem in polynomial time. Thus, not being very rigorous, we call also the computational SDP NP-hard.

In order to prove that a problem  $\mathcal{P}$  is NP-hard, fortunately we do not have to give a polynomial-time reduction to *every* problem in NP: there are already problems which are known to be NP-hard, thus it is enough to give a polynomial-time reduction from an NP-hard problem to  $\mathcal{P}$ .

Finally, NP-completeness denotes the intersection of NP-hardness and NP.

**Definition 116.** A problem  $\mathcal{P}$  is NP-complete, if it is NP-hard and in NP.

Note that the SDP is clearly in NP: given a candidate vector  $\mathbf{e}$  we can check in polynomial time if  $\text{wt}_H(\mathbf{e}) \leq t$  and if  $\mathbf{e}\mathbf{H}^\top = \mathbf{s}$ . Thus, we are only left with showing the NP-hardness of the SDP through a polynomial-time reduction. For this, we choose the 3-dimensional matching (3DM) problem, which is a well-known NP-hard problem.

**Problem 117. 3-Dimensional Matching (3DM) Problem**

Let  $T$  be a finite set and  $U \subseteq T \times T \times T$ . Given  $U, T$ , decide if there exists a set  $W \subseteq U$  such that  $|W| = |T|$  and no two elements of  $W$  agree in any coordinate.

**Proposition 118.** *The SDP is NP-complete.*

For the proof of Proposition 118 we follow closely [224].

*Proof.* We prove the NP-completeness by a polynomial-time reduction from the 3DM problem. For this, we start with a random instance of 3DM with  $T$  of size  $t$ , and  $U \subseteq T \times T \times T$  of size  $u$ . Let us denote the elements in  $T = \{b_1, \dots, b_t\}$  and in  $U = \{\mathbf{a}_1, \dots, \mathbf{a}_u\}$ . From this we build the matrix  $\mathbf{H}^\top \in \mathbb{F}_q^{u \times 3t}$ , as follows:

- for  $j \in \{1, \dots, t\}$ , we set  $h_{i,j} = 1$  if  $\mathbf{a}_i[1] = b_j$  and  $h_{i,j} = 0$  else,
- for  $j \in \{t+1, \dots, 2t\}$ , we set  $h_{i,j} = 1$  if  $\mathbf{a}_i[2] = b_j$  and  $h_{i,j} = 0$  else,
- for  $j \in \{2t+1, \dots, 3t\}$ , we set  $h_{i,j} = 1$  if  $\mathbf{a}_i[3] = b_j$  and  $h_{i,j} = 0$  else.

With this construction, we have that each row of  $\mathbf{H}^\top$  corresponds to an element in  $U$ , and has weight 3. Let us set the syndrome  $\mathbf{s}$  as the all-one vector of length  $3t$ . Assume that we can solve the SDP on the instances  $\mathbf{H}, \mathbf{s}$  and  $t$  in polynomial time. Let us consider two cases.

Case 1: First, assume that the SDP solver returns as answer ‘yes’, i.e., there exists an  $\mathbf{e} \in \mathbb{F}_q^u$ , of weight less than or equal to  $t$  and such that  $\mathbf{e}\mathbf{H}^\top = \mathbf{s}$ .

- We first observe that we must have  $\text{wt}_H(\mathbf{e}) = |\text{Supp}(\mathbf{e})| = t$ . For this note that each row of  $\mathbf{H}^\top$  adds at most 3 non-zero entries to  $\mathbf{s}$ . Therefore, we need to add at least  $t$  rows to get  $\mathbf{s}$ , i.e.,  $|\text{Supp}(\mathbf{e})| \geq t$  and hence  $\text{wt}_H(\mathbf{e}) \geq t$ . As we also have  $\text{wt}_H(\mathbf{e}) \leq t$  by hypothesis, this implies that  $\text{wt}_H(\mathbf{e}) = |\text{Supp}(\mathbf{e})| = t$ .
- Secondly, we observe that the weight  $t$  solution must be a binary vector. For this we note that the matrix  $\mathbf{H}^\top$  has binary entries and has constant row weight three, and since  $|\text{Supp}(\mathbf{e})| = t$ , the supports of the  $t$  rows of  $\mathbf{H}^\top$  that sum up to the all-one vector have to be disjoint. Therefore, we get that the  $j$ -th equation from the system of equations  $\mathbf{e}\mathbf{H}^\top = \mathbf{s}$  is of the form  $e_i h_{i,j} = 1$  for some  $i \in \text{Supp}(\mathbf{e})$ . Since  $h_{i,j} = 1$ , we have  $e_i = 1$ .

Recall from above that the rows of  $\mathbf{H}^\top$  correspond to the elements of  $U$ . The  $t$  rows corresponding to the support of  $\mathbf{e}$  are now a solution  $W$  to the 3DM problem. This follows from the fact that the  $t$  rows have disjoint supports and add up to the all-one vector, which implies that each element of  $T$  appears exactly once in each coordinate of the elements of  $W$ .

Case 2: Now assume that the SDP solver returns as answer ‘no’, i.e., there exists no  $\mathbf{e} \in \mathbb{F}_q^u$  of weight at most  $t$  such that  $\mathbf{e}\mathbf{H}^\top = \mathbf{s}$ . This response is now also the correct response for the 3DM problem. In fact, if there exists  $W \subseteq U$  of size  $t$  such that all coordinates of its elements are distinct, then  $t$  rows of  $\mathbf{H}^\top$  should add up to the all one vector, which in turn means the existence of a vector  $\mathbf{e} \in \{0, 1\}^u$  of weight  $t$  such that  $\mathbf{e}\mathbf{H}^\top = \mathbf{s}$ .

Thus, if such a polynomial time solver exists, we can also solve the 3DM problem in polynomial time.  $\square$

*Example 119.* Let us consider  $T = \{A, B, C, D\}$  and

$$U = \{(D, A, B), (C, B, A), (D, A, B), (B, C, D), (C, D, A), (A, D, A), (A, B, C)\}.$$

Then the above construction would yield

$$\mathbf{H}^\top = \left[ \begin{array}{cccc|cccc|cccc} 0 & 0 & 0 & 1 & 1 & 0 & 0 & 0 & 0 & 1 & 0 & 0 & 0 \\ 0 & 0 & 1 & 0 & 0 & 1 & 0 & 0 & 1 & 0 & 0 & 0 & 0 \\ 0 & 0 & 0 & 1 & 1 & 0 & 0 & 0 & 0 & 1 & 0 & 0 & 0 \\ 0 & 1 & 0 & 0 & 0 & 0 & 1 & 0 & 0 & 0 & 0 & 1 & 0 \\ 0 & 0 & 1 & 0 & 0 & 0 & 0 & 1 & 1 & 0 & 0 & 0 & 0 \\ 1 & 0 & 0 & 0 & 0 & 0 & 0 & 1 & 1 & 0 & 0 & 0 & 0 \\ 1 & 0 & 0 & 0 & 0 & 1 & 0 & 0 & 0 & 0 & 1 & 0 & 0 \end{array} \right].$$

A solution to  $\mathbf{e}\mathbf{H}^\top = (1, \dots, 1)$  would be  $\mathbf{e} = (1, 0, 0, 1, 1, 0, 1)$  which corresponds to

$$W = \{(D, A, B), (B, C, D), (C, D, A), (A, B, C)\}.$$

Notice that the very same construction is used also in the problem of finding codewords with given weight.

**Problem 120. Given Weight Codeword Problem (GWCP)**

Let  $\mathbb{F}_q$  be a finite field and  $k \leq n$  be positive integers. Given  $\mathbf{H} \in \mathbb{F}_q^{(n-k) \times n}$  and  $w \in \mathbb{N}$ , is there a vector  $\mathbf{c} \in \mathbb{F}_q^n$  such that  $\text{wt}_H(\mathbf{c}) = w$  and  $\mathbf{c}\mathbf{H}^\top = \mathbf{0}_{n-k}$ ?

**Proposition 121.** *The GWCP is NP-complete.*

*Proof.* We again prove the NP-completeness by a reduction from the 3DM problem. To this end, we start with a random instance of 3DM, i.e.,  $T$  of size  $t$ , and  $U \subseteq T \times T \times T$  of size  $u$ . Let us denote the elements in  $T = \{b_1, \dots, b_t\}$  and in  $U = \{\mathbf{a}_1, \dots, \mathbf{a}_u\}$ . At this point, we build the matrix  $\overline{\mathbf{H}}^\top \in \mathbb{F}_q^{u \times 3t}$ , like in the proof of Proposition 118.

Then we construct  $\mathbf{H}^\top \in \mathbb{F}_q^{(3tu+3t+u) \times (3tu+3t)}$  in the following way.

$$\mathbf{H}^\top = \begin{pmatrix} \overline{\mathbf{H}}^\top & \text{Id}_u & \cdots & \text{Id}_u \\ -\text{Id}_{3t} & \mathbf{0} & \cdots & \mathbf{0} \\ \mathbf{0} & -\text{Id}_u & & \mathbf{0} \\ \vdots & & \ddots & \\ \mathbf{0} & \mathbf{0} & & -\text{Id}_u \end{pmatrix},$$

where we have repeated the size- $u$  identity matrix  $3t$  times in the first row. Let us set  $w = 3t^2 + 4tM$  and assume that we can solve the GWCP on the instance given by  $\mathbf{H}, w$  in polynomial time. Let us again consider two cases.

Case 1: In the first case the GWCP solver returns as answer ‘yes’, since there exists a  $\mathbf{c} \in R^{3tu+3t+u}$ , of weight equal to  $w$ , such that  $\mathbf{c}\mathbf{H}^\top = \mathbf{0}_{3tu+3t}$ . Let us write this  $\mathbf{c}$  as

$$\mathbf{c} = (\overline{\mathbf{c}}, \mathbf{c}_0, \mathbf{c}_1, \dots, \mathbf{c}_{3t}),$$

where  $\overline{\mathbf{c}} \in R^u$ ,  $\mathbf{c}_0 \in R^{3t}$  and  $\mathbf{c}_i \in R^u$  for all  $i \in \{1, \dots, 3t\}$ . Then,  $\mathbf{c}\mathbf{H}^\top = \mathbf{0}_{3tu+3t}$  gives the equations

$$\begin{aligned} \overline{\mathbf{c}}\overline{\mathbf{H}}^\top - \mathbf{c}_0 &= \mathbf{0}, \\ \overline{\mathbf{c}} - \mathbf{c}_1 &= \mathbf{0}, \\ &\vdots \\ \overline{\mathbf{c}} - \mathbf{c}_{3t} &= \mathbf{0}. \end{aligned}$$

Hence, we have that  $\text{wt}_H(\overline{\mathbf{c}}\overline{\mathbf{H}}^\top) = \text{wt}_H(\mathbf{c}_0)$  and

$$\text{wt}_H(\overline{\mathbf{c}}) = \text{wt}_H(\mathbf{c}_1) = \dots = \text{wt}_H(\mathbf{c}_{3t}).$$

Due to the coordinatewise additivity of the weight, we have that

$$\text{wt}_H(\mathbf{c}) = \text{wt}_H(\overline{\mathbf{c}}\overline{\mathbf{H}}^\top) + (3t+1)\text{wt}_H(\overline{\mathbf{c}}).$$



Since  $\text{wt}_H(\bar{\mathbf{c}}\bar{\mathbf{H}}^\top) \leq 3t$ , we have that  $\text{wt}_H(\bar{\mathbf{c}}\bar{\mathbf{H}}^\top)$  and  $\text{wt}_H(\bar{\mathbf{c}})$  are uniquely determined as the remainder and the quotient, respectively, of the division of  $\text{wt}_H(\mathbf{c})$  by  $3t + 1$ . In particular, if  $\text{wt}_H(\mathbf{c}) = 3t^2 + 4t$ , then we must have  $\text{wt}_H(\bar{\mathbf{c}}) = t$  and  $\text{wt}_H(\bar{\mathbf{c}}\bar{\mathbf{H}}^\top) = 3t$ . Hence, the first  $u$  parts of the found solution  $\mathbf{c}$ , i.e.,  $\bar{\mathbf{c}}$ , give a matching for the 3DM in a similar way as in the proof of Proposition 118. For this we first observe that  $\bar{\mathbf{c}}\bar{\mathbf{H}}^\top$  is a full support vector and it plays the role of the syndrome, i.e.,  $\bar{\mathbf{c}}\bar{\mathbf{H}}^\top = (x_1, \dots, x_{3t})$ , where  $x_i \in \mathbb{F}_q^\times$ . Now, using the same argument as in the proof of Proposition 118, we note that  $\bar{\mathbf{c}}$  has exactly  $t$  non-zero entries, which corresponds to a solution of 3DM.

Case 2: If the solver returns as answer ‘no’, this is also the correct answer for the 3DM problem. In fact, if there exists a  $W \subseteq U$  of size  $t$ , such that all coordinates of its elements are distinct, then  $t$  rows of  $\bar{\mathbf{H}}^\top$  should add up to the all one vector, which in turn means the existence of a  $\mathbf{e} \in \{0, 1\}^u$  of support size  $t$  such that  $x\mathbf{e}\bar{\mathbf{H}}^\top = (x, \dots, x) =: \mathbf{c}_0$  for any  $x \in \mathbb{F}_q^\times$ . And thus, with  $\bar{\mathbf{c}} = x\mathbf{e}$  a solution  $\mathbf{c}$  to the GWCP with the instances constructed as above should exist.

Thus, if such a polynomial time solver for the GWCP exists, we can also solve the 3DM problem in polynomial time.  $\square$

We remark that the bounded version of this problem, i.e., deciding if a codeword  $\mathbf{c}$  with  $\text{wt}_H \mathbf{c} \leq w$  exists, can be solved by applying the solver of Problem 120 at most  $w$  many times.

The computational versions of Problems 120 and 109 are at least as hard as their decisional counterparts. Trivially, any operative procedure that returns a vector with the desired properties (when it exists) can be used as a direct solver for the above problems.

We have seen that the SDP in the Hamming metric over any finite field (actually also over any finite ring with unity) is NP-complete. The situation is different for the SDP in the rank metric. In [108] the authors provided a randomized reduction to an NP-hard problem, which is not the same as a deterministic reduction. Thus, the following remains an open problem:

*Open Problem 122.* Is the rank-metric SDP NP-hard?

Note that the problem on which the McEliece system is based upon is not exactly equivalent to the SDP. In the McEliece system the parameter  $t$  is usually bounded by the error correction capacity of the chosen code. Whereas in the SDP, the parameter  $t$  can be chosen to be any positive integer. Thus, we are in a more restricted regime than in the SDP.

*Problem 123 (Bounded SDP).* Let  $\mathbb{F}_q$  be a finite field and  $k \leq n$  be positive integers. Given  $\mathbf{H} \in \mathbb{F}_q^{(n-k) \times n}$ ,  $\mathbf{s} \in \mathbb{F}_q^{n-k}$  and  $d \in \mathbb{N}$ , such that every set of  $d - 1$  columns of  $\mathbf{H}$  is linearly independent and  $w = \lfloor \frac{d-1}{2} \rfloor$ , is there a vector  $\mathbf{e} \in \mathbb{F}_q^n$  such that  $\text{wt}_H(\mathbf{e}) \leq w$  and  $\mathbf{e}\mathbf{H}^\top = \mathbf{s}$ ?

This problem is conjectured to be NP-hard [41] and in [217] it is observed that this problem is not likely to be in NP, since already verifying that  $d - 1$  columns are linearly independent is NP-hard.

There have been attempts [130] to transform the McEliece system in such a way that the underlying problem is closer or even exactly equivalent to the SDP, the actual NP-complete problem. This proposal has been attacked shortly after in [144]. However, using a different framework than the McEliece system, this is actually possible, for example by using the quasi-cyclic framework.

We also want to remark here, that the following generalization of the GWCP, i.e., Problem 120, is also NP-complete [217]:

*Problem 124.* Let  $\mathbb{F}_q$  be a finite field and  $k \leq n$  be positive integers. Given  $\mathbf{H} \in \mathbb{F}_q^{(n-k) \times n}$  and  $w \in \mathbb{N}$ , is there a vector  $\mathbf{c} \in \mathbb{F}_q^n$  such that  $\text{wt}_H(\mathbf{c}) \leq w$  and  $\mathbf{c}\mathbf{H}^\top = \mathbf{0}_{n-k}$ ?

In [217] this problem was called the minimum distance problem, since if one could solve the above problem, then by running such solver on  $w \in \{1, \dots, n\}$  until an affirmative answer is found, this would return the minimum distance of a code.

However, this does not mean that finding the minimum distance of a random code is NP-complete. In fact, with the above problem one can prove the NP-hardness of finding the minimum distance, but it is unlikely to be in NP, since in order to check whether a candidate solution  $d$  really is the minimum distance of the code, one would need to go through (almost) all codewords.

## 5.2 Information Set Decoding

In this section we cover the main approach to solve the SDP, namely information set decoding (ISD) algorithms. For this we will follow closely [223].

In the McEliece and the Niederreiter framework the secret code is usually endowed with a particular algebraic structure to guarantee the existence of an efficient decoding algorithm and is then hidden from the public to appear as a random code. In different frameworks, such as the quasi-cyclic framework, the secret is actually purely the error vector and the algebraic code is made public. In both cases an adversary has to solve the NP-complete problem of decoding a random linear code.

An adversary would hence use the best generic decoding algorithm for random linear codes. Two main methods are known until today for decoding random linear codes: ISD and the generalized birthday algorithm (GBA). ISD algorithms are more efficient if the decoding problem has only a small number of solutions, whereas GBA is more efficient when there are many solutions. Also other ideas such as statistical decoding [9], gradient decoding [22] and supercode decoding [40] have been proposed but fail to outperform ISD algorithms.

ISD algorithms are an important aspect of code-based cryptography since they predict the key size achieving a given security level. ISD algorithms should not be considered as attacks in the classical sense, as they are not breaking a code-based cryptosystem, instead they determine the choice of parameters for a given security level.

Due to the duality of the decoding problem and the SDP also ISD algorithms can be formulated through the generator matrix or the parity-check matrix. Throughout this survey, we will stick to the parity-check matrix formulation.

The first ISD algorithm was proposed in 1962 by Prange [183] and interestingly, all improvements display the same structure: choose an information set, use Gaussian elimination to bring the parity-check matrix in a standard form, assuming a certain weight distribution on the error vector, we can go through smaller parts of the error vector and check if the parity-check equations are satisfied. The assumed weight distribution of the error vector thus constitutes the main part of an ISD algorithm.

In an ISD algorithm we fix a weight distribution and go through all information sets to find an error vector of this weight distribution. This is in contrast to 'brute-force attacks' where one fixes an information set and goes through all weight distributions of the error vector. In fact, due to this, ISD algorithms are in general not deterministic, since there are instances for which there exists no information set where the error vector has the sought after weight distribution. Clearly, a brute-force algorithm requires much more binary operations than an ISD algorithm, thus, in practice we only consider ISD algorithms.

ISD algorithms were originally proposed for the Hamming metric, but have also been translated to the rank metric, which we cover in Section 5.2.9. Recently, ISD algorithms have also been proposed for other metrics, such as the Lee metric in [127, 224, 91] and the sum-rank metric [185]. To propose an ISD algorithm in a new metric is always the first step to introduce this new metric to code-based cryptography.

For this section we will need to recall some notation: let  $S \subseteq \{1, \dots, n\}$  be a set of size  $s$ , then for a vector  $\mathbf{x} \in \mathbb{F}_q^n$  we denote by  $\mathbf{x}_S$  the vector of length  $s$  consisting of the entries of  $\mathbf{x}$  indexed by  $S$ . Whereas, for a matrix  $\mathbf{A} \in \mathbb{F}_q^{k \times n}$ , we denote by  $\mathbf{A}_S$  the matrix consisting of the columns of  $\mathbf{A}$  indexed by  $S$ . For a set  $S$  we denote by  $S^C$  its complement. For  $S \subseteq \{1, \dots, n\}$  of size  $s$  we denote by  $\mathbb{F}_q^n(S)$  the vectors in  $\mathbb{F}_q^n$  having support in  $S$ . The projection of  $\mathbf{x} \in \mathbb{F}_q^n(S)$  to  $\mathbb{F}_q^s$  is then canonical and denoted by  $\pi_S(\mathbf{x})$ . On the other hand, we denote by  $\sigma_S(\mathbf{x})$  the canonical embedding of a vector  $\mathbf{x} \in \mathbb{F}_q^s$  to  $\mathbb{F}_q^n(S)$ .

### 5.2.1 General Algorithm

We are given a parity-check matrix  $\mathbf{H} \in \mathbb{F}_q^{(n-k) \times n}$  of a code  $\mathcal{C}$ , a positive integer  $t$  and a syndrome  $\mathbf{s} \in \mathbb{F}_q^{n-k}$ , such that there exists a vector  $\mathbf{e} \in \mathbb{F}_q^n$  of Hamming weight less than or equal to  $t$  with syndrome  $\mathbf{s}$ , i.e.,  $\mathbf{e}\mathbf{H}^\top = \mathbf{s}$ . The aim of the algorithm is to find such a vector  $\mathbf{e}$ .

1. Find an information set  $I \subset \{1, \dots, n\}$  of size  $k$  for  $\mathcal{C}$ .
2. Bring  $\mathbf{H}$  into the systematic form corresponding to  $I$ , i.e., find an invertible matrix  $\mathbf{U} \in \mathbb{F}_q^{(n-k) \times (n-k)}$ , such that  $(\mathbf{U}\mathbf{H})_I = \mathbf{A}$ , for some  $\mathbf{A} \in \mathbb{F}_q^{(n-k) \times k}$  and  $(\mathbf{U}\mathbf{H})_{I^C} = \text{Id}_{n-k}$ .
3. Go through all error vectors  $\mathbf{e} \in \mathbb{F}_q^n$  having the assumed weight distribution (and in particular having Hamming weight  $t$ ).
4. Check if the parity-check equations, i.e.,  $\mathbf{e}\mathbf{H}^\top \mathbf{U}^\top = \mathbf{s}\mathbf{U}^\top$  are satisfied.
5. If they are satisfied, output  $\mathbf{e}$ , if not start over with a new choice of  $I$ .

Since the iteration above has to be repeated several times, the cost of such algorithm is given by the cost of one iteration times the number of required iterations.

Clearly, the average number of iterations required is given as the reciprocal of the success probability of one iteration and this probability is completely determined by the assumed weight distribution.

### 5.2.2 Overview Algorithms

The first ISD algorithm was proposed in 1962 by Prange [183] and is sometimes referred to as plain ISD. In this algorithm Prange makes use of an information set of a code, that in fact contains all the necessary information to decode, in a clever way. For this we have to assume that there is an information set where the error vector has weight 0 (thus all  $t$  errors are outside of this information set). One now only has to bring the parity-check matrix into systematic form according to this information set, which has a polynomial cost, this is called an iteration of the algorithm. However, one has to find such an information set first. This is done by trial and error, which results in a large number of iterations. Indeed, the assumption

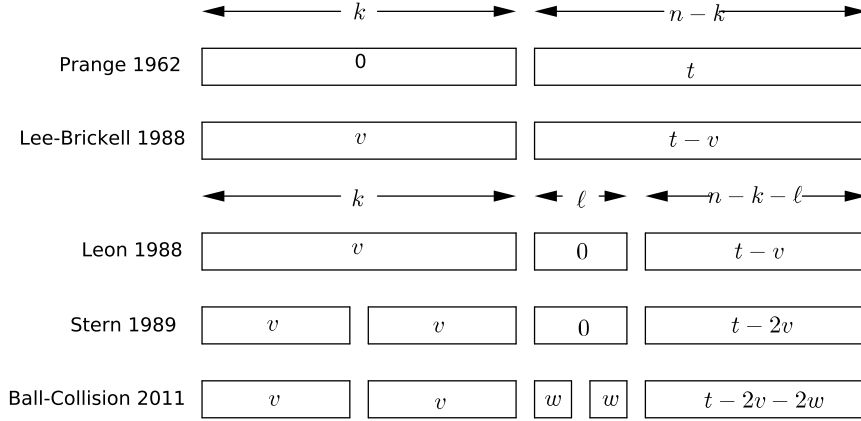


Figure 2: Overview of algorithms following the splitting of Lee-Brickell, adapted from [58].

that no errors happen in the information set is not very likely and thus the success probability of one iteration is very low.

All the improvements that have been suggested to Prange's simplest form of ISD (see for example [66, 68, 67, 95, 139, 150, 216]) assume a more likely weight distribution of the error vector, which results in a higher cost of one iteration but give overall a smaller cost, since less iterations have to be performed.

The improvements split into two directions: the first direction is following the idea of Lee and Brickell [147] where they ask for  $v$  errors in the information set and  $t-v$  outside. The second direction is Dumer's approach [95], which is asking for  $v$  errors in  $k+\ell$  bits, which are containing an information set, and  $t-v$  in the remaining  $n-k-\ell$  bits. Clearly, the second direction includes the first direction by setting  $\ell = 0$ .

Following the first direction, Leon [150] generalizes Lee-Brickell's algorithm by introducing a set of size  $\ell$  outside the information set called zero-window, where no errors happen. In 1988, Stern [209] adapted the algorithm by Leon and proposed to partition the information set into two sets and ask for  $v$  errors in each part and  $t-2v$  errors outside the information set (and outside the zero-window). In 2010, with the rise of code-based cryptography over a general finite field  $\mathbb{F}_q$ , Peters generalized these algorithms to  $\mathbb{F}_q$ .

In 2011, Bernstein, Lange and Peters proposed the ball-collision algorithm [58], where they reintroduce errors in the zero-window. In fact, they partition the zero-window into two sets and ask for  $w$  errors in both and hence for  $t-2v-2w$  errors outside. This algorithm and its speed-up techniques were then generalized to  $\mathbb{F}_q$  by Interlando, Khathuria, Rohrer, Rosenthal and Weger in [129]. In 2016, Hirose [124] generalized the nearest neighbor algorithm over  $\mathbb{F}_q$  and applied it to the generalized Stern algorithm.

An illustration of these algorithms is given in Figure 2, where we assume for simplicity that the information set is in the first  $k$  positions and the zero-window is in the adjacent  $\ell$  positions.

The second direction has resulted in many improvements, for example in 2009 Finiasz and Sendrier [100] have built two intersecting subsets of the  $k+\ell$  bits, which contain an information set, and ask for  $v$  disjoint errors in both sets and  $t-2v$  in the remaining  $n-k-\ell$  bits. Niebuhr,

Persichetti, Cayrel, Bulygin and Buchmann [170] in 2010 improved the performance of ISD algorithms over  $\mathbb{F}_q$  based on the idea of Finiasz and Sendrier.

In 2011, May, Meurer and Thomae [159] proposed the use of the representation technique introduced by Howgrave-Graham and Joux [128] for the subset sum problem. Further improvements have been proposed by Becker, Joux, May and Meurer [45] in 2012 by introducing overlapping supports. We will refer to this algorithm as BJMM. In 2015, May-Ozerov [160] used the nearest neighbor algorithm to improve BJMM and finally in 2017, the nearest neighbor algorithm over  $\mathbb{F}_q$  was applied to the generalized BJMM algorithm by Gueye, Klamti and Hirose [121].

These new approaches do not use set partitions of the support but rather a sum partition of the weight. An illustration of these algorithms is given in Figure 3, where we again assume that the  $k + \ell$  bits containing an information set are in the beginning. The overlapping sets are denoted by  $X_1$  and  $X_2$  and their intersection of size  $2\alpha(k + \ell)$  is in blue. The amount of errors within the intersection is denoted by  $\delta$ .

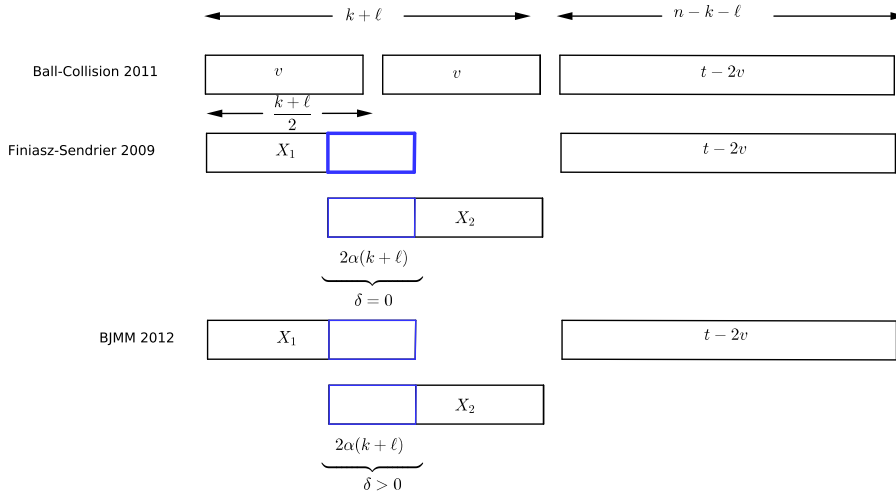


Figure 3: Overview of algorithms following the splitting of Dumer.

A very introductory reading on ISD algorithms is in the thesis of Weger [223], which we also follow closely and for binary ISD algorithms, a very informative reading is the thesis of Meurer [162].

It is important to remark (see [162]) that the BJMM algorithm, even if having the smallest complexity until today, comes with a different cost: memory. In order to achieve a complexity of 128 bits, BJMM needs about  $10^9$  terabytes of memory. In fact, Meurer observed that if one restricts the memory to  $2^{40}$  (which is a reasonable restriction), BJMM and the ball-collision algorithm are performing almost the same.

What is the possible impact on the cost of ISD algorithms when using a capable quantum computer? In [54] the authors expect that quantum computers result in a square root speed up for ISD algorithms, since Grover's search algorithm [118, 119] needs only  $O(\sqrt{N})$  operations

to find an element in a set of size  $N$ , instead of  $O(N)$  many. Thus, intuitively, the search of an information set will become faster and thus the number of iterations needed in an ISD algorithm will decrease.

Since all the improvements upon Prange's algorithm were only focusing on decreasing this number of iterations, the speed up for these algorithms will be smaller, than for the original algorithm by Prange. Hence the authors predict that on a capable quantum computer Prange's algorithm will result as the fastest.

### 5.2.3 Techniques

In the following we introduce some speed-up techniques for ISD algorithms, mostly introduced in [58] over  $\mathbb{F}_2$  and later generalized to  $\mathbb{F}_q$  in [129].

First of all, we want to fix the cost that we consider throughout this chapter of one addition and one multiplication over  $\mathbb{F}_q$ , i.e., we assume that one addition over  $\mathbb{F}_q$  costs  $\lceil \log_2(q) \rceil$  binary operations and one multiplication costs  $\lceil \log_2(q) \rceil^2$  binary operations. The cost of the multiplication is clearly not using the fastest algorithm known but will be good enough for our purposes. Also for the cost of multiplying two matrices we will always stick to a broad estimate given by school book long multiplication, i.e., multiplying  $\mathbf{AB}$ , where  $\mathbf{A} \in \mathbb{F}_q^{k \times n}$  and  $\mathbf{B} \in \mathbb{F}_q^{n \times r}$  will cost  $nkr \left( \lceil \log_2(q) \rceil + \lceil \log_2(q) \rceil^2 \right)$  binary operations.

**Number of Iterations** One of the main parts in the cost of an information set decoding algorithm is the *average number of iterations* needed. This number depends on the success probability of one iteration. In turn, the success probability is completely given by the assumed weight distribution of the error vector. Since in one iteration we consider a fixed information set, the success probability of an iteration is given by the fraction of how many vectors there are with the assumed weight distribution, divided by how many vectors there are in general with the target weight  $t$ .

*Example 125.* For example, we are looking for  $\mathbf{e} \in \mathbb{F}_q^n$  of Hamming weight  $t$ , and we assume that the error vector has no errors inside an information set  $I$ , and thus all  $t$  errors appear in  $I^C$  of size  $n - k$ . Since there are  $\binom{n-k}{t}(q-1)^t$  many vectors having support of size  $t$  in a set of size  $n - k$  and the total number of vectors of support  $t$  in a set of size  $n$  is given by  $\binom{n}{t}(q-1)^t$ , we have that the success probability of one iteration is given by

$$\binom{n-k}{t} \binom{n}{t}^{-1},$$

and hence the number of iterations needed on average is given by

$$\binom{n-k}{t}^{-1} \binom{n}{t}.$$

**Early Abort** In some of the algorithms we have to perform a computation and the algorithm only proceeds if the result of this computation satisfies a certain condition. In our case, the condition is that the weight of the resulting vector does not exceed a target weight.

We thus compute one entry of the result and check the weight of this entry, before proceeding to the next entry. As soon as the weight of the partially computed vector is above the target weight, we can stop the computation, hence the name *early abort*.

*Example 126.* To provide an example also for this technique, assume that we have to compute  $\mathbf{x}\mathbf{A}$ , for  $\mathbf{x} \in \mathbb{F}_q^k$  of Hamming weight  $t$  and  $\mathbf{A} \in \mathbb{F}_q^{k \times n}$ . Usually computing  $\mathbf{x}\mathbf{A}$  would cost  $nt \left( \lceil \log_2(q) \rceil^2 + \lceil \log_2(q) \rceil \right)$  binary operations.

However, assuming our algorithm only proceeds if  $\text{wt}_H(\mathbf{x}\mathbf{A}) = w$ , we can use the method of early abort, i.e., computing one entry of the resulting vector and checking its weight simultaneously. For this we assume that the resulting vector is uniformly distributed. Since we are over  $\mathbb{F}_q$ , the probability that an entry adds to the weight of the full vector is given by  $\frac{q-1}{q}$ . Hence we can expect that after computing  $\frac{q}{q-1}w$  entries the resulting vector should have reached the weight  $w$ , and after computing  $\frac{q}{q-1}(w+1)$  entries we should have exceeded the target weight  $w$  and can abort. Since computing only one entry of the resulting vector costs  $t \left( \lceil \log_2(q) \rceil^2 + \lceil \log_2(q) \rceil \right)$  binary operations, the cost of this step is given by

$$\frac{q}{q-1}(w+1)t \left( \lceil \log_2(q) \rceil^2 + \lceil \log_2(q) \rceil \right)$$

binary operations, instead of

$$nt \left( \lceil \log_2(q) \rceil^2 + \lceil \log_2(q) \rceil \right).$$

Clearly, this is a speed up, whenever  $\frac{q}{q-1}(w+1) < n$ .

**Number of Collisions** In some algorithms we want to check if a certain condition is verified and only then we would proceed. This condition depends on two vectors  $\mathbf{x}$  and  $\mathbf{y}$  living in some sets  $S$ , respectively  $T$ . Hence the algorithm would go through all the vectors  $\mathbf{x} \in S$  and then through all the vectors  $\mathbf{y} \in T$  in their respective sets and check if the condition is satisfied for a fixed pair  $(\mathbf{x}, \mathbf{y})$ . If this is the case, such a pair is called a *collision*. The subsequent steps of the algorithm would be performed on all the collisions, thus multiplying the cost of these steps with the size of the set of all  $(\mathbf{x}, \mathbf{y})$ , i.e.,  $|S| |T|$ .

Instead, we can compute the *average number of collisions* we can expect on average.

*Example 127.* Let us also give an example for this technique; assume that we only proceed whenever

$$\mathbf{x} + \mathbf{y} = \mathbf{s},$$

for a fixed  $\mathbf{s} \in \mathbb{F}_q^k$  and for all  $\mathbf{x} \in \mathbb{F}_q^k$  of Hamming weight  $v$  and all  $\mathbf{y} \in \mathbb{F}_q^k$  of Hamming weight  $w$ . To verify this condition we have to go through all possible  $\mathbf{x}$  and  $\mathbf{y}$ , thus costing

$$\binom{k}{v} \binom{k}{w} (q-1)^{v+w} \min\{k, v+w\} \log_2(q)$$

binary operations. As a subsequent step one would compute for all such  $(\mathbf{x}, \mathbf{y})$  the vector  $\mathbf{A}\mathbf{x} - \mathbf{B}\mathbf{y}$ , for some fixed  $\mathbf{A} \in \mathbb{F}_q^{n \times k}$  and  $\mathbf{B} \in \mathbb{F}_q^{n \times k}$ . Usually one would do this for all elements in  $S = \{(\mathbf{x}, \mathbf{y}) \mid \mathbf{x}, \mathbf{y} \in \mathbb{F}_q^k, \text{wt}_H(\mathbf{x}) = v, \text{wt}_H(\mathbf{y}) = w\}$ , giving this step a cost of

$$\binom{k}{v} \binom{k}{w} (q-1)^{v+w} \min\{k, v+w\} n (\log_2(q) + \log_2(q)^2).$$

However, we only have to perform the subsequent steps as many times as on average we expect a collision, i.e., a pair  $(\mathbf{x}, \mathbf{y})$  such that  $\mathbf{x} + \mathbf{y} = \mathbf{s}$ . Assuming a uniform distribution, this amount is given by

$$\frac{|S|}{q^n} = \frac{\binom{k}{v} \binom{k}{w} (q-1)^{v+w}}{q^n} < \binom{k}{v} \binom{k}{w} (q-1)^{v+w-n}.$$

Thus computing  $\mathbf{Ax} - \mathbf{By}$  for all  $(\mathbf{x}, \mathbf{y}) \in S$  costs on average

$$\binom{k}{v} \binom{k}{w} (q-1)^{v+w-n} \min\{k, v+w\} n (\log_2(q) + \log_2(q)^2)$$

binary operations, which is clearly less than the previous cost.

**Intermediate Sums** In some algorithms we have to do a certain computation for all vectors in a certain set. The idea of *intermediate sums* is to do this computation in the easiest case and to use the resulting vector to compute the results for harder cases. This will become clear with an example.

*Example 128.* Let  $\mathbf{A} \in \mathbb{F}_2^{k \times n}$  and assume that we want to compute  $\mathbf{xA}$  for all  $\mathbf{x} \in \mathbb{F}_2^k$  of Hamming weight  $t$ . This would usually cost

$$nt \binom{k}{t}$$

binary operations.

Using the concept of intermediate sums helps to speed up this computation: we first compute  $\mathbf{xA}$  for all  $\mathbf{x} \in \mathbb{F}_2^k$  of Hamming weight 1, thus just outputting the rows of  $\mathbf{A}$  which is for free. As a next step, we compute  $\mathbf{xA}$  for all  $\mathbf{x} \in \mathbb{F}_2^k$  of Hamming weight 2, which is the same as adding two rows of  $\mathbf{A}$  and hence costs  $\binom{k}{2}n$  binary operations. As a next step, we compute  $\mathbf{xA}$  for all  $\mathbf{x} \in \mathbb{F}_2^k$  of Hamming weight 3. This is the same as adding one row of  $\mathbf{A}$  to one of the already computed vectors from the previous step, thus this costs  $\binom{k}{3}n$  binary operations. If we proceed in this way, until we compute  $\mathbf{xA}$  for all  $\mathbf{x} \in \mathbb{F}_2^k$  of Hamming weight  $t$ , this step costs

$$nL(k, t)$$

binary operations, where

$$L(k, t) = \sum_{i=2}^t \binom{k}{i}.$$

This is a speed up to the previous cost, since

$$n \sum_{i=2}^t \binom{k}{i} = n \left( \binom{k}{2} + \cdots + \binom{k}{t} \right) < nt \binom{k}{t}.$$

When generalizing this result to  $\mathbb{F}_q$ , to compute  $\mathbf{xA}$  for all  $\mathbf{x} \in \mathbb{F}_q^k$  of Hamming weight 1, does not come for free anymore. Instead we have to compute  $\mathbf{A} \cdot \lambda$  for all  $\lambda \in \mathbb{F}_q^\times$  which costs  $kn \lceil \log_2(q) \rceil^2$  binary operations. Further, if we want to compute  $\mathbf{xA}$  for all  $\mathbf{x} \in \mathbb{F}_q^k$  of Hamming weight 2, we have to add two multiples of rows of  $\mathbf{A}$ . While there are still  $\binom{k}{2}$  many rows, we now have  $(q-1)^2$  multiples. Thus, this step costs  $\binom{k}{2}(q-1)^2 n \lceil \log_2(q) \rceil$  binary operations. Proceeding in this way, the cost of computing  $\mathbf{xA}$  for all  $\mathbf{x} \in \mathbb{F}_q^k$  of Hamming weight  $t$ , is given by

$$L_q(k, t) n \lceil \log_2(q) \rceil + kn \lceil \log_2(q) \rceil^2$$

binary operations, where

$$L_q(k, t) = \sum_{i=2}^t \binom{k}{i} (q-1)^i.$$



Which is clearly less than the previous cost of

$$\binom{k}{t} (q-1)^t n t \left( \lceil \log_2(q) \rceil^2 + \lceil \log_2(q) \rceil \right)$$

binary operations.

#### 5.2.4 Prange's Algorithm

In Prange's algorithm we assume that there exists an information set  $I$  that is disjoint to the support of the error vector  $\text{Supp}(\mathbf{e})$ , i.e.,

$$I \cap \text{Supp}(\mathbf{e}) = \emptyset.$$

Of course, such an assumption comes with a probability whose reciprocal defines how many iterations are needed on average, if the algorithm ends. Note that Prange's algorithm is not deterministic, i.e., there are instances which Prange's algorithm can not solve. For an easy example, one can just take an instance where  $\text{wt}_H(\mathbf{e}) = t > n - k = |I^C|$ . For a more elaborate example, which also allows unique decoding, assume that we have a parity-check matrix, which is such that each information set includes the first position. Then an error vector with non-zero entry in the first position could never be found through Prange's algorithm.

To illustrate the algorithm, let us assume that the information set is  $I = \{1, \dots, k\}$ , and let us denote by  $J = I^C$ . To bring the parity-check matrix  $\mathbf{H} \in \mathbb{F}_q^{(n-k) \times n}$  into systematic form, we multiply by an invertible matrix  $\mathbf{U} \in \mathbb{F}_q^{(n-k) \times (n-k)}$ . Since we assume that no errors occur in the information set, we have that  $\mathbf{e} = (\mathbf{0}_k, \mathbf{e}_J)$  with  $\text{wt}_H(\mathbf{e}_J) = t$ . We are in the following situation:

$$\mathbf{e} \mathbf{H}^\top \mathbf{U}^\top = \begin{pmatrix} \mathbf{0}_k & \mathbf{e}_J \end{pmatrix} \begin{pmatrix} \mathbf{A}^\top \\ \text{Id}_{n-k} \end{pmatrix} = \mathbf{s} \mathbf{U}^\top,$$

for  $\mathbf{A} \in \mathbb{F}_q^{(n-k) \times k}$ .

It follows that  $\mathbf{e}_J = \mathbf{s} \mathbf{U}^\top$  and hence we are only left with checking the weight of  $\mathbf{s} \mathbf{U}^\top$ .

We will now give the algorithm of Prange in its full generality, i.e., we are not restricting to the choice of  $I$  and  $J$  that we made before for simplicity.

**Theorem 129.** *Prange's algorithm over  $\mathbb{F}_q$  requires on average*

$$\binom{n-k}{t}^{-1} \binom{n}{t} (n-k)^2 (n+1) \left( \lceil \log_2(q) \rceil + \lceil \log_2(q) \rceil^2 \right)$$

binary operations.

*Proof.* One iteration of Algorithm 1 only consists in bringing  $\mathbf{H}$  into systematic form and to apply the same row operations on the syndrome; thus, the cost can be assumed equal to that of computing  $\mathbf{U} \begin{pmatrix} \mathbf{H} & \mathbf{s}^\top \end{pmatrix}$ , i.e.,

$$(n-k)^2 (n+1) (\lceil \log_2(q) \rceil + \lceil \log_2(q) \rceil^2)$$

binary operations.

---

**Algorithm 1** Prange's Algorithm over  $\mathbb{F}_q$  in the Hamming metric

---

Input:  $\mathbf{H} \in \mathbb{F}_q^{(n-k) \times n}$ ,  $\mathbf{s} \in \mathbb{F}_q^{n-k}$ ,  $t \in \mathbb{N}$ .

Output:  $\mathbf{e} \in \mathbb{F}_q^n$  with  $\mathbf{e}\mathbf{H}^\top = \mathbf{s}$  and  $\text{wt}_H(\mathbf{e}) = t$ .

- 1: Choose an information set  $I \subset \{1, \dots, n\}$  of size  $k$  and define  $J = I^C$ .
- 2: Compute  $\mathbf{U} \in \mathbb{F}_q^{(n-k) \times (n-k)}$ , such that

$$(\mathbf{UH})_I = \mathbf{A} \quad \text{and} \quad (\mathbf{UH})_J = \text{Id}_{n-k},$$

where  $\mathbf{A} \in \mathbb{F}_q^{(n-k) \times k}$ .

- 3: Compute  $\mathbf{s}' = \mathbf{s}\mathbf{U}^\top$ .
  - 4: **if**  $\text{wt}_H(\mathbf{s}') = t$  **then**
  - 5:     Return  $\mathbf{e}$  such that  $\mathbf{e}_I = \mathbf{0}_k$  and  $\mathbf{e}_J = \mathbf{s}'$ .
  - 6: Start over with Step 1 and a new selection of  $I$ .
- 

The success probability is given by having chosen the correct weight distribution of  $\mathbf{e}$ . In this case, we require that no errors happen in the chosen information set, hence the probability is given by

$$\binom{n-k}{t} \binom{n}{t}^{-1}.$$

Then, the estimated overall cost of Prange's ISD algorithm over  $\mathbb{F}_q$  is given as in the claim.  $\square$

Let us consider an example for Prange's algorithm.

*Example 130.* Over  $\mathbb{F}_5$ , we are given

$$\mathbf{H} = \begin{pmatrix} 3 & 2 & 1 & 4 & 3 & 0 & 4 & 4 & 3 & 4 \\ 2 & 3 & 4 & 0 & 1 & 2 & 3 & 2 & 4 & 2 \\ 3 & 0 & 3 & 1 & 4 & 0 & 2 & 2 & 0 & 0 \\ 2 & 3 & 0 & 2 & 3 & 1 & 4 & 4 & 3 & 0 \\ 0 & 2 & 3 & 0 & 2 & 0 & 3 & 4 & 2 & 4 \\ 2 & 3 & 4 & 0 & 2 & 2 & 0 & 0 & 1 & 2 \end{pmatrix},$$

$\mathbf{s} = (2, 4, 0, 2, 0, 4)$  and  $t = 2$ . We start by choosing an information set, since  $I_1 = \{1, 2, 3, 4\}$  is not an information set, our first choice might be  $I_2 = \{1, 2, 3, 5\}$ . As a next step we compute

$\mathbf{U}$  to get  $\mathbf{H}$  into systematic form. For this information set we have that

$$\mathbf{U}_2 \mathbf{H} = \begin{pmatrix} 3 & 4 & 1 & 1 & 0 & 0 & 0 & 0 & 0 & 0 \\ 0 & 3 & 3 & 0 & 4 & 1 & 0 & 0 & 0 & 0 \\ 4 & 4 & 2 & 0 & 4 & 0 & 1 & 0 & 0 & 0 \\ 1 & 4 & 4 & 0 & 3 & 0 & 0 & 1 & 0 & 0 \\ 2 & 0 & 2 & 0 & 2 & 0 & 0 & 0 & 1 & 0 \\ 0 & 1 & 3 & 0 & 1 & 0 & 0 & 0 & 0 & 1 \end{pmatrix}.$$

We apply the same on the syndrome, getting

$$\mathbf{s}'_2 = \mathbf{s} \mathbf{U}_2^\top = (3, 2, 4, 3, 4, 1),$$

which is now unfortunately not of Hamming weight 2. Thus, we have to choose another information set. This procedure repeats until the chosen information set succeeds. For example for  $I = \{7, 8, 9, 10\}$ . In fact, if we now compute the systematic form we get

$$\mathbf{U} \mathbf{H} = \begin{pmatrix} 1 & 0 & 0 & 0 & 0 & 0 & 4 & 0 & 0 & 4 \\ 0 & 1 & 0 & 0 & 0 & 0 & 1 & 1 & 0 & 3 \\ 0 & 0 & 1 & 0 & 0 & 0 & 4 & 2 & 1 & 1 \\ 0 & 0 & 0 & 1 & 0 & 0 & 0 & 4 & 4 & 0 \\ 0 & 0 & 0 & 0 & 1 & 0 & 2 & 3 & 2 & 0 \\ 0 & 0 & 0 & 0 & 0 & 1 & 2 & 4 & 4 & 3 \end{pmatrix}$$

and  $\mathbf{s}' = \mathbf{s} \mathbf{U}^\top = (2, 0, 0, 4, 0, 0)$ , which has Hamming weight 2. Thus,

$$\mathbf{e} = (\mathbf{s}', \mathbf{0}) = (2, 0, 0, 4, 0, 0, 0, 0, 0, 0).$$

### 5.2.5 Stern's Algorithm

Stern's algorithm [209] is one of the most used ISD algorithms, as it is considered one of the fastest algorithms on a classical computer. In this algorithm we use the idea of Lee-Brickell and allow errors inside the information set and in addition we partition the information set into two sets and ask for  $v$  errors in both of them. Further, we also use the idea of Leon [150] to have a *zero-window* of size  $\ell$  outside the information set, where no errors happen.

Stern's algorithm is given in Algorithm 2. But first we explain the algorithm and illustrate it.

The steps are the usual: we first choose an information set and then bring the parity-check matrix into systematic form according to this information set. We partition the information set into two sets and define the sets  $S$  and  $T$ , where  $S$  takes care of all vectors living in one partition and  $T$  takes care of all vectors living in the other partition. We can now check whether two of such fixed vectors give us the wanted error vector.

To illustrate the algorithm, we assume that the information set is  $I = \{1, \dots, k\}$  and that the zero-window is  $Z = \{k + 1, \dots, k + \ell\}$ . Further, let us define  $J = (I \cup Z)^C =$

$\{k + \ell + 1, \dots, n\}$ . We again denote by  $\mathbf{U}$  the matrix that brings the parity-check matrix into systematic form and write the error vector partitioned into the information set part  $I$ , the zero-window part  $Z$  and the remaining part  $J$ , as  $\mathbf{e} = (\mathbf{e}_I, \mathbf{0}_\ell, \mathbf{e}_J)$ , with  $\text{wt}_H(\mathbf{e}_I) = 2v$  and  $\text{wt}_H(\mathbf{e}_J) = t - 2v$ . Thus, we get the following:

$$\mathbf{e}\mathbf{H}^\top\mathbf{U}^\top = \begin{pmatrix} \mathbf{e}_I & \mathbf{0}_\ell & \mathbf{e}_J \end{pmatrix} \begin{pmatrix} \mathbf{A}^\top & \mathbf{B}^\top \\ \text{Id}_\ell & \mathbf{0}_{\ell \times (n-k-\ell)} \\ \mathbf{0}_{(n-k-\ell) \times \ell} & \text{Id}_{n-k-\ell} \end{pmatrix} = \begin{pmatrix} \mathbf{s}_1 & \mathbf{s}_2 \end{pmatrix} = \mathbf{s}\mathbf{U}^\top,$$

where  $\mathbf{A} \in \mathbb{F}_q^{\ell \times k}$  and  $\mathbf{B} \in \mathbb{F}_q^{(n-k-\ell) \times k}$ .

From this we get the following two conditions

$$\mathbf{e}_I\mathbf{A}^\top = \mathbf{s}_1, \quad (5.1)$$

$$\mathbf{e}_I\mathbf{B}^\top + \mathbf{e}_J = \mathbf{s}_2. \quad (5.2)$$

We partition the information set  $I$  into the sets  $X$  and  $Y$ , for the sake of simplicity, assume that  $k$  is even and  $m = k/2$ . Assume that  $X = \{1, \dots, m\}$  and  $Y = \{m + 1, \dots, k\}$ . Hence, we can write  $\mathbf{e}_I = (\mathbf{e}_X, \mathbf{e}_Y)$ , and Condition (5.1) becomes

$$\sigma_X(\mathbf{e}_X)\mathbf{A}^\top = \mathbf{s}_1 - \sigma_Y(\mathbf{e}_Y)\mathbf{A}^\top. \quad (5.3)$$

Observe that the  $\sigma_X$  is needed, as  $\mathbf{e}_X$  has length  $m$  but we want to multiply it to  $\mathbf{A}^\top \in \mathbb{F}_q^{k \times \ell}$ . In the algorithm we will not use the embedding  $\sigma_X$  but rather  $\mathbb{F}_q^k(X)$ , thus  $\mathbf{e}_X$  will have length  $k$ , but only support in  $X$ .

In the algorithm, we define a set  $S$  that contains all vectors of the form  $\sigma_X(\mathbf{e}_X)\mathbf{A}^\top$ , i.e., of the left side of (5.3) and a set  $T$  that contains all vectors of the form  $\mathbf{s}_1 - \sigma_Y(\mathbf{e}_Y)\mathbf{A}^\top$ , i.e., of the right side of (5.3). Whenever a vector in  $S$  and a vector in  $T$  coincide, we call such a pair a collision.

For each collision we define  $\mathbf{e}_J$  such that Condition (5.2) is satisfied, i.e.,

$$\mathbf{e}_J = \mathbf{s}_2 - \mathbf{e}_I\mathbf{B}^\top$$

and if the weight of  $\mathbf{e}_J$  is the remaining  $t - 2v$ , we have found the sought-after error vector.

We now give the algorithm of Stern in its full generality, i.e., we are not restricting to the choice of  $I, J$  and  $Z$ , that we made before for illustrating the algorithm.

**Theorem 131.** *Stern's algorithm over  $\mathbb{F}_q$  requires on average*

$$\begin{aligned} & \binom{m_1}{v}^{-1} \binom{m_2}{v}^{-1} \binom{n-k-\ell}{t-2v}^{-1} \binom{n}{t} \\ & \cdot \left( (n-k)^2(n+1) \left( \lceil \log_2(q) \rceil + \lceil \log_2(q) \rceil^2 \right) + (m_1 + m_2)\ell \lceil \log_2(q) \rceil^2 \right. \\ & + \ell \left( L_q(m_1, v) + L_q(m_2, v) + \binom{m_2}{v} (q-1)^v \right) \lceil \log_2(q) \rceil \\ & + \frac{\binom{m_1}{v} \binom{m_2}{v} (q-1)^{2v}}{q^\ell} \min \left\{ n-k-\ell, \frac{q}{q-1} (t-2v+1) \right\} \\ & \left. \cdot 2v \left( \lceil \log_2(q) \rceil^2 + \lceil \log_2(q) \rceil \right) \right) \end{aligned}$$

*binary operations.*

---

**Algorithm 2** Stern's Algorithm over  $\mathbb{F}_q$  in the Hamming metric

---

Input:  $\mathbf{H} \in \mathbb{F}_q^{(n-k) \times n}$ ,  $\mathbf{s} \in \mathbb{F}_q^{n-k}$ ,  $t \in \mathbb{N}$ ,  $k = m_1 + m_2$ ,  $\ell < n - k$  and  $v < \min\{m_1, m_2, \lfloor \frac{t}{2} \rfloor\}$ .

Output:  $\mathbf{e} \in \mathbb{F}_q^n$  with  $\mathbf{e}\mathbf{H}^\top = \mathbf{s}$  and  $\text{wt}_H(\mathbf{e}) = t$ .

- 1: Choose an information set  $I \subset \{1, \dots, n\}$  of size  $k$  and choose a zero-window  $Z \subset I^C$  of size  $\ell$ , and define  $J = (I \cup Z)^C$ .
- 2: Partition  $I$  into  $X$  of size  $m_1$  and  $Y$  of size  $m_2 = k - m_1$ .
- 3: Compute  $\mathbf{U} \in \mathbb{F}_q^{(n-k) \times (n-k)}$ , such that

$$(\mathbf{U}\mathbf{H})_I = \begin{pmatrix} \mathbf{A} \\ \mathbf{B} \end{pmatrix}, \quad (\mathbf{U}\mathbf{H})_Z = \begin{pmatrix} \text{Id}_\ell \\ \mathbf{0}_{(n-k-\ell) \times \ell} \end{pmatrix} \quad \text{and} \quad (\mathbf{U}\mathbf{H})_J = \begin{pmatrix} \mathbf{0}_{\ell \times (n-k-\ell)} \\ \text{Id}_{n-k-\ell} \end{pmatrix},$$

where  $\mathbf{A} \in \mathbb{F}_q^{\ell \times k}$  and  $\mathbf{B} \in \mathbb{F}_q^{(n-k-\ell) \times k}$ .

- 4: Compute  $\mathbf{s}\mathbf{U}^\top = \begin{pmatrix} \mathbf{s}_1 & \mathbf{s}_2 \end{pmatrix}$ , where  $\mathbf{s}_1 \in \mathbb{F}_q^\ell$  and  $\mathbf{s}_2 \in \mathbb{F}_q^{n-k-\ell}$ .
- 5: Compute the set  $S$

$$S = \{(\mathbf{e}_X \mathbf{A}^\top, \mathbf{e}_X) \mid \mathbf{e}_X \in \mathbb{F}_q^k(X), \text{wt}_H(\mathbf{e}_X) = v\}.$$

- 6: Compute the set  $T$

$$T = \{(\mathbf{s}_1 - \mathbf{e}_Y \mathbf{A}^\top, \mathbf{e}_Y) \mid \mathbf{e}_Y \in \mathbb{F}_q^k(Y), \text{wt}_H(\mathbf{e}_Y) = v\}.$$

- 7: **for**  $(\mathbf{a}, \mathbf{e}_X) \in S$  **do**
  - 8:     **for**  $(\mathbf{a}, \mathbf{e}_Y) \in T$  **do**
  - 9:         **if**  $\text{wt}_H(\mathbf{s}_2 - (\mathbf{e}_X + \mathbf{e}_Y)\mathbf{B}^\top) = t - 2v$  **then**
  - 10:             Return  $\mathbf{e}$  such that  $\mathbf{e}_I = \mathbf{e}_X + \mathbf{e}_Y$ ,  $\mathbf{e}_Z = \mathbf{0}_\ell$  and  $\mathbf{e}_J = \mathbf{s}_2 - (\mathbf{e}_X + \mathbf{e}_Y)\mathbf{B}^\top$ .
  - 11: Start over with Step 1 and a new selection of  $I$ .
- 

*Proof.* As in Prange's algorithm, as a first step we bring  $\mathbf{H}$  into systematic form and apply the same row operations on the syndrome; a broad estimate for the cost is given by

$$(n - k)^2(n + 1) \left( \lceil \log_2(q) \rceil + \lceil \log_2(q) \rceil^2 \right)$$

binary operations.

To compute the set  $S$ , we can use the technique of intermediate sums. We want to compute  $\mathbf{e}_X \mathbf{A}^\top$  for all  $\mathbf{e}_X \in \mathbb{F}_q^k(X)$  of Hamming weight  $v$ . Using intermediate sums, this costs

$$L_q(m_1, v) \ell \lceil \log_2(q) \rceil + m_1 \ell \lceil \log_2(q) \rceil^2$$

binary operations.

Similarly, we can build set  $T$ : we want to compute  $\mathbf{s}_1 - \mathbf{e}_Y \mathbf{A}^\top$ , for all  $\mathbf{e}_Y \in \mathbb{F}_q^k(Y)$  of Hamming weight  $v$ . Using intermediate sums, this costs

$$L_q(m_2, v) \ell \lceil \log_2(q) \rceil + m_2 \ell \lceil \log_2(q) \rceil^2 + \binom{m_2}{v} (q - 1)^v \ell \lceil \log_2(q) \rceil$$

binary operations. Note, that the  $L_q(m_2, v)\ell \lceil \log_2(q) \rceil + m_2\ell \lceil \log_2(q) \rceil^2$  part comes from computing  $\mathbf{e}_Y \mathbf{A}^\top$ , whereas the  $\binom{m_2}{v}(q-1)^v \ell \lceil \log_2(q) \rceil$  part comes from subtracting from each of the vectors  $\mathbf{e}_Y \mathbf{A}^\top$  the vector  $\mathbf{s}_1$ .

In the remaining steps we go through all  $(\mathbf{a}, \mathbf{e}_X) \in S$  and all  $(\mathbf{a}, \mathbf{e}_Y) \in T$ , thus usually the cost of these steps should be multiplied by the size of  $S \times T$ . However, since the algorithm first checks for a collision, we can use instead of  $|S| |T|$  the number of collisions we expect on average. More precisely: since  $S$  consists of all  $\mathbf{e}_X \in \mathbb{F}_q^k(X)$  of Hamming weight  $v$ ,  $S$  is of size  $\binom{m_1}{v}(q-1)^v$  and similarly  $T$  is of size  $\binom{m_2}{v}(q-1)^v$ . The resulting vectors  $\mathbf{e}_X \mathbf{A}^\top$ , respectively,  $\mathbf{s}_1 - \mathbf{e}_Y \mathbf{A}^\top$  live in  $\mathbb{F}_q^\ell$ , and we assume that they are uniformly distributed. Hence, we have to check on average

$$\frac{\binom{m_1}{v} \binom{m_2}{v} (q-1)^{2v}}{q^\ell}$$

many collisions. For each collision we have to compute  $\mathbf{s}_2 - (\mathbf{e}_X + \mathbf{e}_Y) \mathbf{B}^\top$ . Since the algorithm only proceeds if the weight of  $\mathbf{s}_2 - (\mathbf{e}_X + \mathbf{e}_Y) \mathbf{B}^\top$  is  $t - 2v$ , we can use the concept of early abort. Computing one entry of the vector  $\mathbf{s}_2 - (\mathbf{e}_X + \mathbf{e}_Y) \mathbf{B}^\top$  costs

$$2v \left( \lceil \log_2(q) \rceil^2 + \lceil \log_2(q) \rceil \right)$$

binary operations. Thus, we get that this step costs on average

$$\frac{q}{q-1} (t - 2v + 1) 2v \left( \lceil \log_2(q) \rceil^2 + \lceil \log_2(q) \rceil \right)$$

binary operations.

Finally, the success probability is given by having chosen the correct weight distribution of  $\mathbf{e}$ ; this is exactly the same as over  $\mathbb{F}_2$  and given by

$$\binom{m_1}{v} \binom{m_2}{v} \binom{n-k-\ell}{t-2v} \binom{n}{t}^{-1}.$$

Thus, we can conclude. □

Note that we usually set in Stern's algorithm the parameter  $m_1 = \lfloor \frac{k}{2} \rfloor$ . Hence assuming that  $k$  is even we get a nicer formula for the cost, being

$$\begin{aligned} & \binom{k/2}{v}^{-2} \binom{n-k-\ell}{t-2v}^{-1} \binom{n}{t} \left( \left( \lceil \log_2(q) \rceil + \lceil \log_2(q) \rceil^2 \right) \right. \\ & \cdot \left( (n-k)^2(n+1) + \binom{k/2}{v}^2 (q-1)^{2v-\ell} \min \left\{ n-k-\ell, \frac{q}{q-1}(t-2v+1) \right\} 2v \right) \\ & \left. + k\ell \lceil \log_2(q) \rceil^2 + \ell \left( 2L_q(k/2, v) + \binom{k/2}{v} (q-1)^v \lceil \log_2(q) \rceil \right) \right) \end{aligned}$$

binary operations.

### 5.2.6 BJMM Algorithm

In what follows we cover the BJMM algorithm proposed in [45], this is considered to be the fastest algorithm over the binary, for this reason we will stick to the binary case also for this paragraph.

In the previous ISD algorithms one always represented the entries of the error vector as  $0 = 0 + 0$  and  $1 = 1 + 0 = 0 + 1$ , that is one was looking for a set partition of the support. The novel idea of the algorithm is to use also the other representations, i.e.,  $0 = 0 + 0 = 1 + 1$ . Thus, the search space for the smaller error vector parts become larger but the probability to find the correct error becomes larger as well.

The idea of the BJMM algorithm is to write a vector  $\mathbf{e}$  of some length  $n$  and weight  $v$  as  $\mathbf{e} = \mathbf{e}_1 + \mathbf{e}_2$ , where  $\mathbf{e}_1$  and  $\mathbf{e}_2$  are both of length  $n$  and of weight  $v/2 + \varepsilon$ , thus we are asking for an overlap in  $\varepsilon$  positions, which will cancel out.

The first part of all algorithms, which belong to the second direction of improvements, is to perform a partial Gaussian elimination (PGE) step, that is for some positive integer  $\ell \leq n - k$  one wants to find an invertible matrix  $\mathbf{U} \in \mathbb{F}_2^{(n-k) \times (n-k)}$ , such that (after some permutation of the columns)

$$\mathbf{UH} = \begin{pmatrix} \text{Id}_{n-k-\ell} & \mathbf{A} \\ \mathbf{0} & \mathbf{B} \end{pmatrix},$$

where  $\mathbf{A} \in \mathbb{F}_2^{(n-k-\ell) \times (k+\ell)}$  and  $\mathbf{B} \in \mathbb{F}_2^{\ell \times (k+\ell)}$ . Hence we are looking for  $\mathbf{e} = (\mathbf{e}_1, \mathbf{e}_2)$ , with  $\mathbf{e}_1 \in \mathbb{F}_2^{n-k-\ell}$  of weight  $t - v$  and  $\mathbf{e}_2 \in \mathbb{F}_2^{k+\ell}$ , of weight  $v$ . For the parity-check equations, we also split the new syndrome  $\mathbf{sU}^\top = (\mathbf{s}_1, \mathbf{s}_2)$  with  $\mathbf{s}_1 \in \mathbb{F}_2^{n-k-\ell}$  and  $\mathbf{s}_2 \in \mathbb{F}_2^\ell$ , that is we want to solve

$$\mathbf{UHe}^\top = \begin{pmatrix} \text{Id}_{n-k-\ell} & \mathbf{A} \\ \mathbf{0} & \mathbf{B} \end{pmatrix} \begin{pmatrix} \mathbf{e}_1^\top \\ \mathbf{e}_2^\top \end{pmatrix} = \begin{pmatrix} \mathbf{s}_1^\top \\ \mathbf{s}_2^\top \end{pmatrix}.$$

The parity-check equations can thus be written as

$$\begin{aligned} \mathbf{e}_1^\top + \mathbf{A}\mathbf{e}_2^\top &= \mathbf{s}_1^\top, \\ \mathbf{B}\mathbf{e}_2^\top &= \mathbf{s}_2^\top. \end{aligned}$$

The idea of the algorithms using PGE is to solve now the second equation, i.e., to search for  $\mathbf{e}_2$  of length  $k + \ell$  and weight  $v$  such that  $\mathbf{e}_2\mathbf{B}^\top = \mathbf{s}_2$  and then to define  $\mathbf{e}_1 = \mathbf{s}_1 - \mathbf{e}_2\mathbf{A}^\top$  and to check if this has then the remaining weight  $t - v$ .

Note that this is now a smaller instance of a syndrome decoding problem, for which we want to find a list of solutions. The success probability of such a splitting of  $\mathbf{e}$  is then given by

$$\binom{k+\ell}{v} \binom{n-k-\ell}{t-v} \binom{n}{t}^{-1}.$$

An important part of such algorithms is how to merge two lists of parts of the error vector together. For this we consider two lists  $\mathcal{L}_1, \mathcal{L}_2$ , a positive integer  $u < k$ , which denotes the number of positions on which one merges, a target vector  $\mathbf{t} \in \mathbb{F}_2^u$  and a target weight  $w$ . For a vector  $\mathbf{x}$ , let us denote by  $\mathbf{x}_{|u}$  the vector consisting of the first  $u$  entries of  $\mathbf{x}$ .

**Lemma 132.** *The average cost of the merge algorithm (Algorithm 3) is given by*

$$\begin{aligned} &(L_1 + L_2)u(k + \ell) + L_1 \log(L_1) \\ &+ L_2 \log_2(L_2) + (k + \ell) (L_1 \cdot L_2 2^{-u}), \end{aligned}$$

---

**Algorithm 3** Merge
 

---

Input: The input lists  $\mathcal{L}_1, \mathcal{L}_2$ , the positive integers  $0 < u < k$  and  $0 \leq v \leq n$ , the matrix  $\mathbf{B} \in \mathbb{F}_2^{k \times (k+\ell)}$  and the target  $\mathbf{t} \in \mathbb{F}_2^u$ .

Output:  $\mathcal{L} = \mathcal{L}_1 \bowtie \mathcal{L}_2$ .

- 1: Lexicographically sort  $\mathcal{L}_1$  and  $\mathcal{L}_2$  according to  $(\mathbf{B}\mathbf{x}_i^\top)_{|u}$ , respectively  $(\mathbf{B}\mathbf{y}_j)_{|u} + \mathbf{t}$  for  $\mathbf{x}_i \in \mathcal{L}_1$  and  $\mathbf{y}_j \in \mathcal{L}_2$ .
  - 2: **for**  $(\mathbf{x}_i, \mathbf{y}_j) \in \mathcal{L}_1 \times \mathcal{L}_2$  with  $(\mathbf{B}\mathbf{x}_i^\top)_{|u} = (\mathbf{B}\mathbf{y}_j^\top)_{|u} + \mathbf{t}$  **do**
  - 3:     **if**  $\text{wt}_H(\mathbf{x}_i + \mathbf{y}_j) = w$  **then**
  - 4:          $\mathcal{L} = \mathcal{L} \cup \{\mathbf{x}_i + \mathbf{y}_j\}$ .
  - 5: **Return**  $\mathcal{L}$ .
- 

where  $L_i = |\mathcal{L}_i|$  for  $i = 1, 2$ .

*Exercise 133.* Prove Lemma 132.

The algorithm will use this merging process three times.

For the internal parameter  $v$  (which can be optimized), we also choose the positive integers  $\varepsilon_1, \varepsilon_2$  (also up to optimization), and define

$$\begin{aligned} v_1 &= v/2 + \varepsilon_1, \\ v_2 &= v_1/2 + \varepsilon_2. \end{aligned}$$

We start with creating the two base lists  $\mathcal{B}_1$  and  $\mathcal{B}_2$ , which depend on a partition  $P_1, P_2$  of  $\{1, \dots, k + \ell\}$ , of same size, i.e.,  $\frac{k+\ell}{2}$ :

$$\mathcal{B}_i = \{\mathbf{x} \in \mathbb{F}_2^{k+\ell}(P_i) \mid \text{wt}_H(\mathbf{x}) = v_2/2\}.$$

These lists have size  $B = \binom{(k+\ell)/2}{v_2/2}$ .

We now choose  $\mathbf{t}_1^{(1)} \in \mathbb{F}_2^{u_1}$ , which determines  $\mathbf{t}_2^{(1)} = (\mathbf{s}_2)_{|u_1} + \mathbf{t}_1^{(1)}$ . We also choose  $\mathbf{t}_1^{(2)}, \mathbf{t}_3^{(2)} \in \mathbb{F}_2^{u_2}$ , which define

$$\begin{aligned} \mathbf{t}_2^{(2)} &= (\mathbf{t}_1^{(1)})_{|u_2} + \mathbf{t}_1^{(2)}, \\ \mathbf{t}_2^{(2)} &= (\mathbf{t}_2^{(1)})_{|u_2} + \mathbf{t}_3^{(2)}. \end{aligned}$$

Then, for a positive integer  $u_2$  and the four target vectors  $\mathbf{t}_i^{(2)}$ , for  $i \in \{1, \dots, 4\}$  we perform the first four merges using Algorithm 3 to get  $\mathcal{L}_i^{(2)} = \mathcal{B}_1 \bowtie \mathcal{B}_2$  on  $u_2$  positions, weight  $v_2$  and target vector  $\mathbf{t}_i^{(2)}$  for  $i \in \{1, \dots, 4\}$ . The lists  $\mathcal{L}_i^{(2)}$  are expected to be of size  $L_2 = \binom{k+\ell}{v_2} 2^{-u_2}$ .

With the four new lists we then perform another two merges yielding

$$\mathcal{L}_i^{(1)} = \mathcal{L}_{2i-1}^{(2)} \bowtie \mathcal{L}_{2i}^{(2)}$$

on  $u_1$  positions, with weight  $v_1$  and target vectors  $\mathbf{t}_i^{(1)}$  for  $i \in \{1, 2\}$ . These lists are expected to be of size  $L_1 = \binom{k+\ell}{v_1} 2^{-u_1}$ .



As a last step we then merge the two new lists to get the final list

$$\mathcal{L} = \mathcal{L}_1^{(1)} \bowtie \mathcal{L}_2^{(1)}$$

on  $\ell$  positions, with weight  $v$  and target vector  $\mathbf{s}_2$ . The final list is expected to be of size  $L = \binom{k+\ell}{v} 2^{-\ell}$ .

One important aspect of such algorithms is the following

*We have to make sure that at least one representation of the solution lives in each list.*

This can either be done by employing the probability of this happening in the success probability, thus increasing the number of iterations or by choosing  $u$ , the number of positions on which one merges in such a way that we can expect that at least one representation lives in the lists.

In [45] the authors chose the second option: observe that the number of tuples  $(\mathbf{e}_1^{(1)}, \mathbf{e}_2^{(1)}) \in \mathcal{L}_1^{(1)} \times \mathcal{L}_2^{(1)}$  that represent a single solution  $\mathbf{e}_2 \in \mathcal{L}$  is given by

$$U_1 = \binom{v}{v/2} \binom{k+\ell-v}{\varepsilon_1}.$$

Hence choosing  $u_1 = \log_2(U_1)$  ensures that  $L \geq 1$ . Similarly, since we also represent  $\mathbf{e}_i^{(1)}$  as sum of two overlapping vectors  $(\mathbf{e}_{2i-1}^{(2)}, \mathbf{e}_{2i}^{(2)})$ , we have that for each  $\mathbf{e}_i^{(1)}$  we have approximately

$$U_2 = \binom{v_1}{v_1/2} \binom{k+\ell-v_1}{\varepsilon_2}$$

many representations. Thus, we can choose  $u_2 = \log_2(U_2)$ .

**Proposition 134.** *Algorithm 4 has an average cost of*

$$\begin{aligned} & \binom{n}{t} \binom{n-k-\ell}{t-v}^{-1} \binom{k+\ell}{v}^{-1} \cdot [(n-k-\ell)^2(n+1) \\ & + 4(2Bu_2(k+\ell) + 2B \log(B) + (k+\ell)B^2 2^{-u_2}) \\ & + 2(2L_2u_1(k+\ell) + 2L_2 \log(L_2) + (k+\ell)L_2^2 2^{-u_1}) \\ & + (2L_1\ell(k+\ell) + 2L_1 \log(L_1) + (k+\ell)L_1^2 2^{-\ell}) \\ & + \binom{k+\ell}{v} 2^{-\ell} 2(t-v+1)v] \end{aligned}$$

*binary operations.*

### 5.2.7 Generalized Birthday Decoding Algorithms

In the syndrome decoding problem (SDP) we are given a parity-check matrix  $\mathbf{H} \in \mathbb{F}_q^{(n-k) \times n}$ , a syndrome  $\mathbf{s} \in \mathbb{F}_q^{n-k}$  and a weight  $t \in \mathbb{N}$  and want to find an error vector  $\mathbf{e} \in \mathbb{F}_q^n$ , such that  $\mathbf{s} = \mathbf{e}\mathbf{H}^\top$  and  $\text{wt}_H(\mathbf{e}) = t$ .

The first step of a generalized birthday algorithm (GBA) decoder is the partial Gaussian elimination step, i.e., for some positive integer  $\ell \leq n-k$  we bring the parity-check matrix into the form

$$\mathbf{H}' = \begin{pmatrix} \text{Id}_{n-k-\ell} & \mathbf{A} \\ 0 & \mathbf{B} \end{pmatrix},$$

---

**Algorithm 4** BJMM
 

---

Input:  $0 \leq \ell \leq n - k$ ,  $0 \leq u_2 \leq u_1 \leq \ell$ ,  $\varepsilon_1, \varepsilon_2$ ,  $t, v < t$ ,  $\mathbf{H} \in \mathbb{F}_2^{(n-k) \times n}$  and  $\mathbf{s} \in \mathbb{F}_2^{n-k}$ .  
 Output:  $\mathbf{e} \in \mathbb{F}_2^n$  with  $\text{wt}_H(\mathbf{e}) = t$  and  $\mathbf{H}\mathbf{e}^\top = \mathbf{s}^\top$ .

- 1: Choose an  $n \times n$  permutation matrix  $\mathbf{P}$ .
- 2: Find  $\mathbf{U} \in \mathbb{F}_2^{(n-k) \times (n-k)}$ , such that

$$\mathbf{UHP} = \begin{pmatrix} \text{Id}_{n-k-\ell} & \mathbf{A} \\ \mathbf{0} & \mathbf{B} \end{pmatrix},$$

where  $\mathbf{A} \in \mathbb{F}_2^{(n-k-\ell) \times (k+\ell)}$  and  $\mathbf{B} \in \mathbb{F}_2^{\ell \times (k+\ell)}$ .

- 3: Compute  $\mathbf{Us}^\top = \begin{pmatrix} \mathbf{s}_1^\top \\ \mathbf{s}_2^\top \end{pmatrix}$ , where  $\mathbf{s}_1 \in \mathbb{F}_2^{n-k-\ell}$ ,  $\mathbf{s}_2 \in \mathbb{F}_2^\ell$ .
- 4: Choose partitions  $P_1, P_2$  of  $\{1, \dots, k + \ell\}$  of size  $(k + \ell)/2$ .
- 5: Set

$$\mathcal{B}_j = \left\{ \mathbf{x} \in \mathbb{F}_2^{k+\ell}(P_j) \mid \text{wt}_H(\mathbf{x}) = v_2/2 \right\}$$

for  $j \in \{1, 2\}$ .

- 6: Choose  $\mathbf{t}_1^{(1)} \in \mathbb{F}_2^{u_1}$ , set  $\mathbf{t}_2^{(1)} = (\mathbf{s}_2)_{|u_1} + \mathbf{t}_1^{(1)}$
  - 7: Choose  $\mathbf{t}_1^{(2)}, \mathbf{t}_3^{(2)} \in \mathbb{F}_2^{u_2}$ , set  $\mathbf{t}_2^{(2)} = (\mathbf{t}_1^{(1)})_{|u_2} + \mathbf{t}_1^{(2)}$  and  $\mathbf{t}_4^{(2)} = (\mathbf{t}_2^{(1)})_{|u_2} + \mathbf{t}_3^{(2)}$
  - 8: **for**  $i \in \{1, \dots, 4\}$  **do**
  - 9:   Compute  $\mathcal{L}_i^{(2)} = \mathcal{B}_1 \bowtie \mathcal{B}_1$  using Algorithm 3 on  $u_2$  positions to get weight  $v_2$  and target vectors  $\mathbf{t}_i^{(2)}$ .
  - 10: **for**  $i \in \{1, 2\}$  **do**
  - 11:   Compute  $\mathcal{L}_i^{(1)} = \mathcal{L}_{2i-1}^{(2)} \bowtie \mathcal{L}_{2i}^{(2)}$  using Algorithm 3 on  $u_1$  positions to get weight  $v_1$  and target vectors  $\mathbf{t}_i^{(1)}$ .
  - 12: Compute  $\mathcal{L} = \mathcal{L}_1^{(1)} \bowtie \mathcal{L}_2^{(1)}$  using Algorithm 3 on  $\ell$  positions to get weight  $v$  and target vector  $\mathbf{s}_2$ .
  - 13: **for**  $\mathbf{e}_2 \in \mathcal{L}$  **do**
  - 14:   **if**  $\text{wt}_H(\mathbf{s}_1 - \mathbf{e}_2 \mathbf{A}^\top) = t - v$  **then**
  - 15:     Set  $\mathbf{e} = (\mathbf{e}_1, \mathbf{e}_2)$ .
  - 16: Return  $\mathbf{Pe}$ .
  - 17: Else start over at step 1.
- 

up to permutation of columns. We recall from the BJMM algorithm, that this leaves us with solving the smaller SDP instance: find  $\mathbf{e}_2 \in \mathbb{F}_q^{k+\ell}$  of Hamming weight  $v \leq t$ , such that

$$\mathbf{e}_2 \mathbf{B}^\top = \mathbf{s}_2,$$

for  $\mathbf{s}_2 \in \mathbb{F}_q^\ell$  and  $\mathbf{B} \in \mathbb{F}_q^{\ell \times (k+\ell)}$ .

This second step is usually performed using Wagner's algorithm on  $a$  levels.

By abuse of notation, we write for the rest  $\mathbf{e} \mathbf{B}^\top = \mathbf{s}$ , instead of  $\mathbf{e}_2 \mathbf{B}^\top = \mathbf{s}_2$ . In a Lee-Brickell approach, one would now go through all possible  $\mathbf{e} \in \mathbb{F}_q^{k+\ell}$  of weight  $v$  and check if

they satisfy the parity-check equations. The idea of GBA is to split the vector  $\mathbf{e}$  further. Let us start with GBA on one level, that is

$$\mathbf{e} = (\mathbf{e}_1, \mathbf{e}_2)$$

with  $\mathbf{e}_i \in \mathbb{F}_q^{(k+\ell)/2}$  of weight  $v/2$ , for  $i \in \{1, 2\}$ . Hence we define  $\mathbf{B} = \begin{pmatrix} \mathbf{B}_1 & \mathbf{B}_2 \end{pmatrix}$ , with  $\mathbf{B}_i \in \mathbb{F}_q^{\ell \times (k+\ell)/2}$ , for  $i \in \{1, 2\}$  and split the syndrome  $\mathbf{s} = \mathbf{s}_1 + \mathbf{s}_2$ . We hence want that  $\mathbf{e}_1 \mathbf{B}_1^\top + \mathbf{e}_2 \mathbf{B}_2^\top = \mathbf{s} = \mathbf{s}_1 + \mathbf{s}_2$ . For this we define two lists

$$\begin{aligned} \mathcal{L}_1 &= \{(\mathbf{e}_1, \mathbf{e}_1 \mathbf{B}_1^\top - \mathbf{s}_1) \mid \mathbf{e}_1 \in \mathbb{F}_q^{(k+\ell)/2}, \text{wt}_H(\mathbf{e}_1) = v/2\}, \\ \mathcal{L}_2 &= \{(\mathbf{e}_2, \mathbf{e}_2 \mathbf{B}_2^\top - \mathbf{s}_2) \mid \mathbf{e}_2 \in \mathbb{F}_q^{(k+\ell)/2}, \text{wt}_H(\mathbf{e}_2) = v/2\}. \end{aligned}$$

We are then looking for an element  $((\mathbf{e}_1, \mathbf{x}_1), (\mathbf{e}_2, \mathbf{x}_2)) \in \mathcal{L}_1 \times \mathcal{L}_2$ , such that  $\mathbf{x}_1 + \mathbf{x}_2 = \mathbf{0}$ , which will then imply that  $\mathbf{e}_1 \mathbf{B}_1^\top + \mathbf{e}_2 \mathbf{B}_2^\top = \mathbf{s} = \mathbf{s}_1 + \mathbf{s}_2$ .

This idea can be generalized to  $a$  levels, thus splitting

$$\mathbf{e} = (\mathbf{e}_1^{(1)}, \dots, \mathbf{e}_{2^a}^{(1)}),$$

where  $\mathbf{e}_i^{(1)} \in \mathbb{F}_q^{(k+\ell)/2^a}$  of weight  $v/(2^a)$  and writing

$$\mathbf{B} = \begin{pmatrix} \mathbf{B}_1 & \dots & \mathbf{B}_{2^a} \end{pmatrix},$$

where  $\mathbf{B}_i \in \mathbb{F}_q^{\ell \times (k+\ell)/2^a}$  and splitting  $\mathbf{s} = \mathbf{s}_1 + \dots + \mathbf{s}_{2^a}$ . For this we will need the merging positions  $0 \leq u_1 \leq \dots \leq u_a = \ell$ . One first constructs the base lists

$$\mathcal{L}_j^{(1)} = \{(\mathbf{e}_j^{(1)}, \mathbf{e}_j^{(1)} \mathbf{B}_j^\top - \mathbf{s}_j) \mid \mathbf{e}_j^{(1)} \in \mathbb{F}_q^{(k+\ell)/2^a}, \text{wt}_H(\mathbf{e}_j^{(1)}) = v/2^a\},$$

for  $j \in \{1, \dots, 2^a\}$  and then performs  $a$  merges: in the  $i$ -th merge we are given a parameter  $0 \leq u_i \leq v$  and we want to merge

$$\mathcal{L}_j^{(i+1)} = \mathcal{L}_{2j-1}^{(i)} \bowtie_{u_i} \mathcal{L}_{2j}^{(i)}.$$

For this let us define the merge  $\mathcal{L} = \mathcal{L}_1 \bowtie_u \mathcal{L}_2$  first formally. Given  $\mathcal{L}_i = \{(\mathbf{e}_i, \mathbf{x}_i)\}$ , for  $i \in \{1, 2\}$  and  $u$

$$\mathcal{L}_1 \bowtie_u \mathcal{L}_2 = \{((\mathbf{e}_1, \mathbf{e}_2), \mathbf{x}_1 + \mathbf{x}_2) \mid \mathbf{x}_1 + \mathbf{x}_2 =_u \mathbf{0}\},$$

where  $\mathbf{a} =_u \mathbf{b}$ , denotes that  $\mathbf{a}$  and  $\mathbf{b}$  are equal on the first  $u$  positions. The merging process follows the following algorithm

1. Lexicographically order the elements  $(\mathbf{e}_i, \mathbf{x}_i) \in \mathcal{L}_i$  for  $i \in \{1, 2\}$  according to the first  $u$  positions,
2. Search for a collision, i.e.,  $\mathbf{x}_1 + \mathbf{x}_2 =_u \mathbf{0}$  and if found insert the corresponding  $((\mathbf{e}_1, \mathbf{e}_2), \mathbf{x}_1 + \mathbf{x}_2)$  in  $\mathcal{L}$ .

The general idea of GBA is that we will not use the probability that we can split  $\mathbf{e}$  into  $(\mathbf{e}_1, \dots, \mathbf{e}_{2^a})$  each having weight  $v/2^a$ , but rather we want that the merging process of will produce a solution with high probability. The average size of  $\mathcal{L}$  is given by

$$L = |\mathcal{L}_1 \bowtie_u \mathcal{L}_2| = \frac{|\mathcal{L}_1| |\mathcal{L}_2|}{q^u},$$

and thus, whenever  $L \geq 1$  we can be assured that this algorithm returns (on average) a solution  $\mathbf{e}$ .

This is only possible for large weights  $v$ . If we are in this case, there exists a further improvement on the algorithm, where one does not take the whole lists  $\mathcal{L}_i^{(1)}$  but only  $2^b$  many such elements, and thus the algorithm works as long as  $\frac{2^{2b}}{q^u} \geq 1$ .

Stern's ISD algorithm is a special case of Wagner's algorithm on one level, where  $\ell = 0$  and  $\mathbf{s}_1 = 0$ . However, in Stern's algorithm one employs the probability of splitting the error vector into  $(\mathbf{e}_1, \mathbf{e}_2)$ , rather than asking for

$$\frac{|\mathcal{L}_1| |\mathcal{L}_2|}{q^\ell} \geq 1.$$

The idea of GBA or more precisely of Wagner's approach was used in famous ISD papers such as BJMM and MMT, where 3 levels turned out to be an optimal choice.

### 5.2.8 Asymptotic Cost

An important aspect of ISD algorithms (apart from the cost) is their asymptotic cost. The idea of the asymptotic cost is that we are interested in the exponent  $e(R, q)$  such that for large  $n$  the cost of the algorithm is given by  $q^{(e(R, q) + o(1))n}$ . This is crucial in order to compare different algorithms.

We consider codes of large length  $n$ , and consider the dimension and the error correction capacity as functions in  $n$ , i.e.,  $k, t : \mathbb{N} \rightarrow \mathbb{N}$ . For these we define

$$\begin{aligned} \lim_{n \rightarrow \infty} t(n)/n &= T, \\ \lim_{n \rightarrow \infty} k(n)/n &= R. \end{aligned}$$

If  $c(n, k, t, q)$  denotes the cost of an algorithm, for example Prange's algorithm, then we are now interested in

$$C(q, R, T) = \lim_{n \rightarrow \infty} \frac{1}{n} \log_q(c(n, k, t, q)).$$

For this we often use Stirlings formula, that is

$$\lim_{n \rightarrow \infty} \frac{1}{n} \log_q \binom{\alpha + o(1)n}{\beta + o(1)n} = \alpha \log_q(\alpha) - \beta \log_q(\beta) - (\alpha - \beta) \log_q(\alpha - \beta).$$

One of the most important aspects in computing the asymptotic cost, is that random codes attain the asymptotic Gilbert-Varshamov bound with high probability, thus we are allowed to choose a relative minimum distance  $\delta$  such that  $R = 1 - h_q(\delta)$ .

*Example 135.* The asymptotic cost of Prange's algorithm is easily computed as

$$\begin{aligned} \lim_{n \rightarrow \infty} \frac{1}{n} \log_q \left( \binom{n-k}{t}^{-1} \binom{n}{t} \right) &= \\ &= -(1-T) \log_q(1-T) - (1-R) \log_q(1-R) + (1-R-T) \log_q(1-R-T). \end{aligned}$$

*Exercise 136.* Prove that the asymptotic cost of Prange is equal to

$$H_q(T) - (1-R)H_q(T/(1-R)).$$

For the more sophisticated algorithms such as Stern and BJMM, we will also have internal parameters, such as  $\ell, v$ , which will be chosen optimal, i.e., giving the smallest cost.

Note that we assume half-distance decoding, i.e.,  $T = \delta/2$ , thus  $C(q, R, \delta/2) = e(R, q)$  and then compute the largest value of  $e(R^*, q)$  by taking

$$R^* = \operatorname{argmax}_{0 < R < 1} e(R, q).$$

With the asymptotic cost, we can now compare different ISD algorithms. For this, we will restrict ourselves to the binary case, since we presented the BJMM algorithm only over the binary. In the following table BJMM refers to the algorithm presented in [45], MMT to [159], BCD to the algorithm from [58] and Stern and Prange refer to the algorithms of [209], respectively [183].

Algorithm	$e(R^*, 2)$
BJMM	0.1019
MMT	0.115
BCD	0.1163
Stern	0.1166
Prange	0.1208

Table 16: Asymptotic cost of different ISD algorithms over the binary

### 5.2.9 Rank-metric ISD Algorithms

Finally, we want to conclude this section on ISD algorithms explaining the idea of rank-metric ISD algorithms.

For this we first recall that the Hamming support of an error vector  $\mathbf{e} \in \mathbb{F}_{q^m}^n$  is defined as

$$\operatorname{supp}_H(\mathbf{e}) = \{i \in \{1, \dots, n\} \mid \mathbf{e}_i \neq 0\}.$$

The Hamming weight of  $\mathbf{e}$  is then given by the size of the Hamming support, i.e.,

$$\operatorname{wt}_H(\mathbf{e}) = |\operatorname{supp}_H(\mathbf{e})| \leq n.$$

If we would want to go through all error vectors of a given Hamming weight  $t$ , there are

$$\binom{n}{t} (q^m - 1)^t$$

many choices. This concept changes when we move to the rank-metric. The rank support of an error vector  $\mathbf{e} \in \mathbb{F}_{q^m}^n$  is usually defined as the  $\mathbb{F}_q$ -vector space spanned by the entries of  $\mathbf{e}$ :

$$\operatorname{supp}_R(\mathbf{e}) = \langle \mathbf{e}_1, \dots, \mathbf{e}_n \rangle_{\mathbb{F}_q}.$$

The rank weight of  $\mathbf{e}$  is then defined as the  $\mathbb{F}_q$ -dimension of the rank support, i.e.,

$$\operatorname{wt}_R(\mathbf{e}) = \dim_{\mathbb{F}_q}(\operatorname{supp}_R(\mathbf{e})).$$

If we want to go through all vectors of a given rank weight  $t$ , there are

$$\begin{bmatrix} m \\ t \end{bmatrix}_q = \prod_{i=0}^{t-1} \frac{q^m - q^i}{q^t - q^i} \sim q^{(m-t)t}$$

many choices. Thus, it is quite clear, that to look for an error vector in the rank metric poses a more costly problem than its Hamming metric counterpart.

We wrote that this is usually the rank support that is considered, since there also exists a different notion. For this let us recall the associated matrix of  $\mathbf{e} \in \mathbb{F}_{q^m}^n$ . Let  $\Gamma = \{\gamma_1, \dots, \gamma_m\}$  be a basis of  $\mathbb{F}_{q^m}$  over  $\mathbb{F}_q$ . For  $\mathbf{e} \in \mathbb{F}_{q^m}^n$  we can define the associated matrix  $\Gamma(\mathbf{e}) \in \mathbb{F}_q^{n \times m}$  as

$$\mathbf{e}_i = \sum_{j=1}^m \Gamma_{i,j} \gamma_j.$$

That is we extend  $\mathbf{e}^\top$  according to the chosen basis into a matrix and we again have that

$$\text{wt}_R(\mathbf{e}) = \text{rk}(\Gamma(\mathbf{e})),$$

which is independent of the choice of basis.

*Example 137.* Let us consider  $\mathbf{e} = (1, \alpha) \in \mathbb{F}_8^2$ , where  $\mathbb{F}_8 = \mathbb{F}_2[\alpha]/(\alpha^3 + \alpha + 1)$ . Then

$$\Gamma(\mathbf{e}) = \begin{pmatrix} 1 & 0 & 0 \\ 0 & 1 & 0 \end{pmatrix}.$$

Using the associated matrix, we have two definitions of a rank support:

1. If  $m \leq n$ , we define the rank support the same way as before, that is

$$\text{supp}(\mathbf{e}) = \text{rowsp}(\Gamma(\mathbf{e})) \subseteq \mathbb{F}_q^m.$$

In this case we again have  $\begin{bmatrix} m \\ t \end{bmatrix}_q$  vector spaces to go through.

2. If  $n \leq m$ , we define the rank support however differently:

$$\text{supp}(\mathbf{e}) = \text{colsp}(\Gamma(\mathbf{e})) \subseteq \mathbb{F}_q^n.$$

In this case we have  $\begin{bmatrix} n \\ t \end{bmatrix}_q$  many vector spaces.

In the following we give only the ideas of the combinatorial and algebraic algorithms to solve the rank SDP. First observe that we can write  $\mathbf{e} = \beta \mathbf{E}$ , where  $\beta = (\beta_1, \dots, \beta_t)$  is a basis of the support of the error vector  $\mathbf{e}$  and  $\mathbf{E} \in \mathbb{F}_q^{t \times n}$ .

The first proposed rank ISD algorithm [73] performs a basis enumeration. That is, we want to enumerate all possible choices for  $\beta$ . Since if we know  $\beta$ , then solving  $\beta \mathbf{E} \mathbf{H}^\top = \mathbf{s}$  has quadratic complexity. This attack has approximately a complexity of  $q^{tm}$  operations.

The second proposed rank ISD algorithm [175] enumerates all possible matrices  $\mathbf{E}$  instead, resulting in a cost of approximately  $q^{(t-1)(k+1)}$  operations. These approaches are called combinatorial attacks, as they solve the rank SDP through enumerations.

The algebraic approach aims at translating the notion of the rank metric into an algebraic setting. For example via linearized polynomials: in [106] and [21] it was observed that for  $\mathbf{e} \in \mathbb{F}_{q^m}^n$  there exists a linearized polynomial of  $q$ -degree  $t$  of the form

$$f(x) = \sum_{i=0}^t f_i x^{q^i}$$

annihilating the error vector, i.e.,  $f(\mathbf{e}_i) = 0$  for all  $i \in \{1, \dots, n\}$ . This algorithm works well for small choices of  $t$ , giving an approximate cost [106] of

$$\mathcal{O}\left((n-k)^3 q^{t \lceil \frac{(k+1)m}{n} \rceil - n}\right).$$

It is important to note that very recently, i.e., in 2020, a new benchmark for the complexity of the rank SDP has been achieved by the paper [37], which solves the rank SDP using the well studied MinRank problem from multivariate cryptography. This might be one of the major reasons why NIST did not choose to finalize any of the code-based cryptosystem based on the rank metric, although they were achieving much lower public key sizes; this area of code-based cryptography needs further research before we can deem it secure.

### 5.3 Algebraic Attacks

In this section, we present some techniques which are used for algebraic attacks on certain code-based cryptosystems. Most famously, is the square code attack, which is in general a distinguisher attack. *Distinguishers* a priori want to show that the public code is in fact not behaving randomly but like an algebraically structured code. Distinguishers can then further imply a strategy on how to recover the structure of the secret code, e.g. the evaluation points of a GRS code, or be used directly in a message recovery.

**Definition 138.** Let  $v = (v_1, \dots, v_n), w = (w_1, \dots, w_n) \in \mathbb{F}_q^n$  be two vectors. The *Schur product*  $v * w$  of  $v$  and  $w$  is the coordinatewise product of  $v$  and  $w$ , i.e.,

$$v * w := (v_1 w_1, \dots, v_n w_n).$$

With this definition we can also define the Schur product of two linear codes.

**Definition 139.** Let  $\mathcal{C}_1, \mathcal{C}_2 \subset \mathbb{F}_q^n$  be two linear codes. The Schur product of  $\mathcal{C}_1$  and  $\mathcal{C}_2$  is defined as the  $\mathbb{F}_q$ -span generated by the Schur product of all combinations of elements, i.e.,

$$\mathcal{C}_1 * \mathcal{C}_2 := \langle \{\mathbf{c}_1 * \mathbf{c}_2 \mid \mathbf{c}_1 \in \mathcal{C}_1, \mathbf{c}_2 \in \mathcal{C}_2\} \rangle \subset \mathbb{F}_q^n.$$

For a linear code  $\mathcal{C} \subset \mathbb{F}_q^n$ , we call  $\mathcal{C} * \mathcal{C}$  the *square code* of  $\mathcal{C}$  and denote it with  $\mathcal{C}^{(2)}$ .

Clearly for any code  $\mathcal{C} \subseteq \mathbb{F}_q^n$  of dimension  $k$ , we have that

$$\dim(\mathcal{C}^{(2)}) \leq \min \left\{ \frac{k(k+1)}{2}, n \right\}.$$

However, for codes which have a lot of algebraic structure, this square code dimension might be much smaller.

**Proposition 140.** *Let  $k \leq n \leq q$  be positive integers. Then,*

$$\dim(\text{GRS}_{n,k}(\alpha, \beta)) = \min\{2k - 1, n\}.$$

*Exercise 141.* Prove Proposition 140.

Whereas for a random linear code of dimension  $k$ , the expected dimension of its square code is typically quadratic in the dimension  $k$ :

**Theorem 142** ([69, Theorem 2.3]). *For a random linear code  $\mathcal{C}$  over  $\mathbb{F}_q$  of dimension  $k$  and length  $n$ , we have with high probability that*

$$\dim(\mathcal{C}^{(2)}) = \min \left\{ \binom{k+1}{2}, n \right\}.$$

This clearly provides a distinguisher between random codes and algebraically structured codes. Let us list some of the codes, which suffer from such a distinguisher

1. GRS codes: Proposition 140,
2. low-codimensional subcodes of GRS codes: [226],
3. Reed-Muller codes: [64],
4. Polar codes: [38],
5. some Goppa codes: [84],
6. high rate alternant codes: [97],
7. algebraic geometry codes [83, 82].

Note, that square code attacks often need to be performed on a modified version of the public code, for example

1. the sum of two GRS codes: [79, 85],
2. GRS codes with additional random entries: [81],
3. expanded GRS codes: [80].

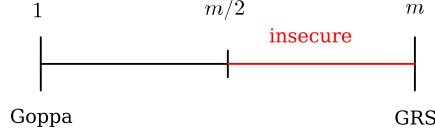
McEliece proposed to use classical binary Goppa codes as secret codes in [161], and no algebraic attack on this system has been developed. Thus, they are considered to be reasonably secure and were chosen as the finalists for the NIST standardization process [11].

Recall that Goppa codes are heavily connected to GRS codes: let us consider a GRS code over  $\mathbb{F}_{q^m}$  and some  $1 \leq \lambda \leq m$ . The code  $\mathcal{C}$  which contains all codewords of the GRS code living in a fixed  $\lambda$ -dimensional  $\mathbb{F}_q$ -vector subspace of  $\mathbb{F}_{q^m}$  is called a *subspace subcode* of a GRS code.

- If we choose  $\lambda = m$  we get a GRS code, which provides very low key sizes for the McEliece cryptosystem due to their large error correction capacity and only considering ISD attacks. They are however insecure due to the square code attack.
- If we choose  $\lambda = 1$  we get a Goppa code, which suffers from very large key sizes due to their small correction capacity, but they are deemed to be secure against algebraic attacks.



The proposal [136] and also [50] propose to use a different  $\lambda$  in the McEliece system, trying to find a balance between the two extreme points and profiting from both advantages: smaller key sizes than Goppa codes would provide and thwarting the vulnerability of GRS codes. But also this suggestion has been attacked for  $\lambda \geq m/2$  by the square code attack in [80]:



Let us summarize this in Table 17.

Code $\mathcal{C}$	$\dim(\mathcal{C}^{(2)})$
Random Code	$\min\left\{\frac{k(k+1)}{2}, n\right\}$ (with high probability)
RS Code	$\min\{2k - 1, n\}$
Binary Goppa Codes $[n, k = n - mr]$	$\min\left\{\frac{k(k+1)}{2} - \frac{mr}{2}(2r \log_2(r) - r - 1), n\right\}$ (with high probability)
Expanded GRS Code $[mn, mk]$	$\min\{\mathcal{O}(mk^2), n\}$ (with high probability)

Table 17: Square code dimension of different codes

Note that for the rank-metric based cryptosystems a similar distinguisher exists for the rank analogues of the Reed-Solomon codes, namely the Gabidulin codes: these attacks all stem from the original attack of Overbeck [176] on the proposal [103] to use Gabidulin codes in the GPT framework, but also includes the attack of [126] on its generalization [153, 187]. Their main tool here is that instead of taking the square code, one performs the Frobenius map on the code.

Let us consider an extension field  $\mathbb{F}_{q^m}$  of the base field  $\mathbb{F}_q$ . We denote by  $[i]$  the  $i$ th Frobenius power,  $q^i$ . The Frobenius map can be applied to a matrix or a vector by doing so coordinatewise, i.e., for a matrix  $\mathbf{M} \in \mathbb{F}_{q^m}^{k \times n}$  with entries  $(m_{j,\ell})$  we denote by  $\mathbf{M}^{[i]}$  the matrix with entries  $(m_{j,\ell}^{[i]})$ .

**Definition 143.** Let  $\mathbf{M} \in \mathbb{F}_{q^m}^{k \times n}$  and  $\ell \in \mathbb{N}$ , then we define the operator  $\Lambda_\ell$  as

$$\Lambda_\ell : \mathbb{F}_{q^m}^{k \times n} \rightarrow \mathbb{F}_{q^m}^{(\ell+1)k \times n},$$

$$\mathbf{M} \mapsto \Lambda_\ell(\mathbf{M}) = \begin{pmatrix} \mathbf{M} \\ \mathbf{M}^{[1]} \\ \vdots \\ \mathbf{M}^{[\ell]} \end{pmatrix}.$$

The Frobenius attack now considers the rowspan of this new matrix.

**Proposition 144** ([176]). , *Lemma 5.1* If  $\mathbf{M}$  is the generator matrix of an  $[n, k]$  Gabidulin code and  $\ell \leq n - k - 1$ , then the subvector space spanned by the rows of  $\Lambda_\ell(\mathbf{M})$  is an  $[n, k + \ell]$  Gabidulin code.

Note that this is similar to Proposition 140, where one shows that the square code of a GRS code is again a GRS code. And as the square code dimension of a GRS code is  $2k - 1$ , in this case the dimension of the rowspan of the Frobenius of a Gabidulin code is  $k + \ell$ .

However, for a random code  $\mathcal{C}$ , the Frobenius of this code should have dimension of order  $k\ell$ .

**Theorem 145** ([154]). Let  $\mathbf{M} \in \mathbb{F}_{q^m}^{k \times n}$  be a random matrix of full column rank over  $\mathbb{F}_q$ . Then  $\Lambda_\ell(\mathbf{M})$  has rank

$$\min\{(\ell + 1)k, n\},$$

with probability at least  $1 - 4q^{-m}$ .

The Frobenius map can thus distinguish between a Gabidulin code and a random code.

## 5.4 Other Attacks

We want to note here, that there exist also several other attacks on code-based cryptosystems, such as: side-channel attacks and chosen-ciphertext attacks. Since these attacks are less mathematically involved, we will just quickly cover them and refer interested readers to [70].

*Side-channel attacks* try to get information from the implementation of the cryptosystem, which includes timing information, power consumption and many more. Thus, side-channel attacks complement the algebraic and non-structural attacks we have discussed before by considering also the physical security of the cryptosystem.

There have been many side-channel attacks on the McEliece cryptosystem (see for example [212, 24, 211, 74, 192]) which aim for example at the timing/reaction attacks based on the error weight or recover the error weight using a simple power analysis on the syndrome computation.

Note that recently the information gained through side-channel attacks was used in ISD algorithms in [125].

Another line of attacks is the *chosen-ciphertext attack* (CCA): in a chosen-ciphertext attack we consider the scenario in which the attacker has the ability to choose ciphertexts  $c_i$  and to view their corresponding decryptions, i.e., the messages  $m_i$ . In this scenario we might speak of an oracle that is queried with ciphertexts. The aim of the attacker is to gain the secret key or to get as much information as possible on the attacked system. In an *adaptive chosen-ciphertext attack* (CCA2) the attacker wants to distinguish a target ciphertext without consulting the oracle on this target. Thus, the attacker may query the oracle on many ciphertext but the target one. This means that the new ciphertexts are created based on responses (being the corresponding messages) received previously.

In this context we also speak of ciphertext indistinguishability, meaning that an attacker can not distinguish ciphertexts based on the message they encrypt. We have two main definitions:

1. *Indistinguishability under chosen-plaintext attack* (IND-CPA),
2. *Indistinguishability under adaptive chosen-ciphertext attack* (IND-CCA2).

These are usually defined over a game, which is played between an attacker and a *challenger*, where we assume that we have a public-key encryption scheme with a secret key  $\mathcal{S}$  and a publicly known public key  $\mathcal{P}$ . For IND-CPA, the attacker and the challenger are playing the following game.

1. The attacker sends two distinct messages  $m_1, m_2$  to the challenger.
2. The challenger selects one of the messages  $m_i$  and sends the *challenge*  $c_i$ , which is the encrypted message  $m_i$ .
3. The attacker tries to guess  $i$ .

We say that a system is *IND-CPA secure* if an attacker has only a negligible advantage over randomly guessing  $i$ .

For IND-CCA2, the attacker and the challenger are playing the following game.

1. The attacker sends two distinct messages  $m_1, m_2$  to the challenger.
2. The challenger selects one of the messages  $m_i$  and sends the *challenge*  $c_i$ , which is the encrypted message  $m_i$ .
3. The attacker may query a decryption oracle on any cipher but the target cipher  $c_i$ .
4. The attacker tries to guess  $i$ .

We say that a system is *IND-CCA2 secure* if an attacker has only a negligible advantage over randomly guessing  $i$ .

Note that in [138] the authors gave conversions of the McEliece system to achieve CCA2 security.

## 6 Historical Overview

There have been many proposals especially for the McEliece framework. We will here only list a small choice of them, which we hope represent well the major difficulties in proposing new code-based cryptosystems.

McEliece proposed to use binary Goppa codes for his framework, and while the initially proposed parameters are now broken with information set decoding [56], algebraic attacks are only known for specific parameter sets of Goppa codes [84, 97]. In fact, for most parameter sets, there is no algebraic property of binary Goppa codes known which distinguishes them from a random code. The drawback of binary Goppa codes, however, is that they can only correct a small amount of errors, leading to large generator matrices for cryptosystems to reach a fixed security level, resulting in large key sizes.

Other proposals have tried to avoid this problem by using other classes of algebraic codes. Several proposals are based on GRS codes, since these codes have the largest possible error correction capability, but were ultimately broken: Sidelnikov-Shestakov proposed an attack [206] which recovers parameters for the Niederreiter scheme [171], where GRS codes were originally proposed.

Attempts to avoid this weakness [51, 29, 31, 33, 62, 137, 171, 136, 46] were often unsuccessful, as GRS codes can be distinguished from random codes with the help of the square code [226, 79, 85, 80, 146], since the square code of a GRS code has a very low dimension.

Other proposals have been made using non-binary Goppa codes [57], algebraic geometry codes [131], LDPC and MDPC codes [32, 165, 164], Reed-Muller codes [205] and convolutional codes [155], but most of them were unsuccessful in hiding the structure of the private code [83, 84, 141, 163, 174].

Code	proposed in	attack
Goppa	[161, 11]	
Wild Goppa	[57]	[84]
Interleaved Goppa	[96]	
GRS	[171]	[206]
Twisted RS	[46]	[146]
low-codimensional subcodes of GRS	[51]	[226]
Sum of GRS	[29, 137]	[79]
Expanded GRS	[136]	[80]
Subspace Subcodes of GRS	[50]	[80]
GRS and random columns	[222, 225]	[81]
$(U \mid U + V)$ RS	[158]	
Reed-Muller	[205]	[64, 163]
Polar	[204]	[38]
Algebraic geometry	[131]	[83, 82]
LDPC	[32, 165]	[174]
MDPC	[164]	[174]
Convolutional	[155]	[141]
Ordinary concatenated	[199]	[200]
Generalized concatenated	[184]	

Table 18: Proposals for the McEliece Framework

The first rank-metric code based cryptosystem called GPT was proposed in 1991 by Gabidulin, Paramonov and Tretjakov [103]. The authors suggest the use of Gabidulin codes, which can be seen as the rank-metric analog of GRS codes. Similar to the distinguisher on GRS codes, namely the square code attack, also Gabidulin codes suffer from a distinguisher by Overbeck [176] using the Frobenius map.

The GPT system was then generalized in [187], but still suffers from an extended Frobenius distinguisher [126]. Since this proposal some authors have tried to fix this security issue by tweaking the Gabidulin code [48, 186].

Code	proposed in	attack
Gabidulin	[103, 187]	[176, 126]
Subspace subcodes of Gabidulin	[48]	
Twisted Gabidulin	[186]	

Table 19: Proposals for the GPT framework

A different cryptosystem, which relies its security on the hardness of polynomial reconstruction was proposed in [23] and has been attacked in [76]. Since this cryptosystem is different to the usual McEliece framework, we denote it in the following as Augot-Finiasz (AF).

Faure and Loidreau [98] proposed a rank-metric analog of the AF system, thus relying the security on the hardness of reconstructing  $p$ -polynomials. Also this proposal has been subject to algebraic attacks [105] and to repair attempts [220, 191, 190, 145] which have been broken in [63]. Note that the AF system can be broken through list decoding of RS codes and in the same manner, the Faure-Loidreau system can be broken via list decoding of Gabidulin codes.

Code	proposed in	attack
GRS (list decoding)	[23]	[76]
Gabidulin (list decoding)	[98]	[105]
Interleaved Gabidulin	[220, 191, 190]	[63]
Gabidulin	[145]	[63]

Table 20: Proposals for the AF framework

Next, we want to list some of the most important proposals for code-based signature schemes. The first code-based signature scheme was proposed in 2001 by Courtois, Finiasz and Sendrier (CFS) [77]. Again this can be considered as a framework, but the code suggested by the authors was a high rate Goppa code, for which, unfortunately, exists a distinguisher [97].

Another way to approach this problem, is to relax the weight condition on the error vector. This idea has been followed in [30] where low-density generator matrices were proposed, in [113], where convolutional codes were suggested and in [148], where they use Reed-Muller codes. The proposals [30, 113] have been attacked in [181, 166] respectively.

Also notable are the signature schemes in [133, 134, 43, 107], which can at most be considered as one-time signatures due to the attack in [71, 173].

In [89] the authors propose a  $(u \mid u + v)$  construction of a code for a code-based hash-and-sign signature scheme, which was essentially broken in [44] (we write 'essentially', due to the

discussion in [88]).

In [208] the authors propose a code-based signature scheme from the Lyubashevsky framework, which was then broken in [14].

Also the code-equivalence problem has been used for a code-based signature scheme in [60], which was attacked in [59].

A one-time signature scheme from quasi-cyclic codes has been proposed in [178]. Also this proposal has been attacked in [198].

We also want to mention SURF [123], which relies on a  $(u \mid u + v)$  construction of a code and has been attacked in [87].

The signature scheme RaCoSS [196] submitted to NIST standardization process is similar to the hash-and-sign approach of CFS but depending on some Bernoulli distributed vector. This proposal has been broken (either see [227] or the comment section on the NIST website<sup>1</sup>).

Finally, the signature scheme pqsigRM [148] is an adaption of the broken CFS scheme [77], where the authors propose the use of Reed-Muller codes instead of Goppa codes, this proposal has also been cryptanalyzed<sup>2</sup>.

In the rank metric, one of the most notable signature schemes is that of RankSign [19], which has been attacked in [90].

Other rank-metric signature schemes include Durandal [18], which is in the Lyubashevsky framework and MURAVE [143].

Due to the Fiat-Shamir transform, we also include code-based ZKID schemes here, although the proposals until now all suffer from large signature sizes. The ZKID schemes usually use random codes, thus we will often not specify a particular proposed code.

The first code-based ZKID was proposed by Stern in 1993 [210] and recently after also by Véron [219]. In this survey we have covered two improvements on their idea, namely CVE [72] and AGS [2].

In a recent paper [28] the authors propose to use restricted error vectors in CVE, which leads to smaller signature sizes.

Another approach to reduce the signature sizes is the quasi-cyclic version of Stern's ZKID, proposed in [61].

Also rank-metric ZKID schemes have been proposed in the recent paper [47], with the aim of turning it into a fully fledged rank-metric signature scheme.

## 7 Submissions to NIST

In 2016 the National Institute of Standards and Technology (NIST) started a competition to establish post-quantum cryptographic standards for public-key cryptography and signature schemes. Initially, 82 proposals were submitted of which 69 could participate in the first round. 19 of these submissions were based on coding theory.

In 2020, the third round was announced. Of the initial candidates, 9 public-key systems and 6 signature schemes still remain in this round. Three of the 9 public-key cryptosystems are code-based, one of them being Classic McEliece [11], a Niederreiter-based adaption of the initial McEliece cryptosystem.

---

<sup>1</sup><https://csrc.nist.gov/CSRC/media/Projects/Post-Quantum-Cryptography/documents/round-1/official-comments/RaCoSS.pdf>

<sup>2</sup><https://csrc.nist.gov/CSRC/media/Projects/Post-Quantum-Cryptography/documents/round-1/official-comments/pqsigRM.pdf>

The other two candidates put effort on avoiding the drawback of large public-key sizes. BIKE [15] achieves this by combining circulant matrices with MDPC codes, whereas HQC [5] is a proposal based on the quasi-cyclic scheme, which does not require using the algebraic structure of the error-correcting code.

In this section, we will study these candidates in depth, for this we provide tables summarizing the submissions that were eliminated in round 1, round 2 and finally the finalists of round 3.

Table 21 contains all public-key encryption and key-encapsulation mechanism candidates, which were eliminated in round one. All candidates use the Hamming metric (HM) or the rank metric (RM). Key sizes will be given in kilobytes, pk denotes the public key and sk the secret key.

Due to space limitations, we will sometimes abbreviate the McEliece framework with MF, the Niederreiter framework with NF, the framework of Alekhnovich by AF, the quasi-cyclic framework by QCF and finally a Diffie-Hellman approach by DH.

In addition to acronyms that were already introduced, we also abbreviate quasi-cyclic (QC), Ideal Code (IC) and double-circulant (DC).

The given key sizes are for the parameter sets that were proposed for 128 bits of security (however, some proposals contained multiple suggestions for parameter sets for this security level).

All data is taken from the supporting documentations of the NIST proposals BIG QUAKE [35], DAGS [34], Edon-K [112], LAKE [16], LEDAkem [25], LEDApkc [26], Lepton [229], LOCKER [17], McNie [110], Ouroboros-R [7], QC-MDPC KEM [228], Ramstake [213] and RLCE-KEM [222].

The reason for the drop out of BIG QUAKE was mainly discussed at CBC 2019<sup>3</sup>, and is due to the large key sizes of the proposal, as it is "still worse than completely unstructured lattice KEM." The reason for Lepton's drop out, is a security issue that can be found in the comment section of the NIST website<sup>4</sup>.

---

<sup>3</sup><https://drive.google.com/file/d/1nruEobwdeJbtwouJssbjZCK0WQiBN7rW/view>

<sup>4</sup><https://csrc.nist.gov/CSRC/media/Projects/Post-Quantum-Cryptography/documents/round-1/official-comments/Lepton-official-comment.pdf>

Candidate	Framework	Code	Metric	Pk Size	Reason for Drop Out
BIG QUAKE	NF	QC Goppa	HM	25 – 103	large key sizes
DAGS	MF	dyadic GS	HM	8.1	broken [39]
Edon K	MF	binary Goppa	HM	2.6	broken [151]
LAKE	NF	IC, DC, LRPC	RM	0.4	merged (ROLLO)
LEDAskem	NF	QC LDPC	HM	3.5 – 6.4	merged (LedAcrypt)
LEDApkc	MF	QC LDPC	HM	3.5 – 6.4	merged (LedAcrypt)
Lepton	AF	BCH	HM	1.0	cryptanalysis
LOCKER	NF	IC, DC, LRPC	RM	0.7	merged (ROLLO)
McNie	MF/NF	QC LRPC	RM	0.3 – 0.5	broken [20] [142]
Ouroboros-R	QCF	DC LRPC	RM	1.2	merged (ROLLO)
QC-MDPC KEM	MF	QC MDPC	HM	1.2 – 2.6	N/A
Ramstake	DH	RS	HM	26.4	broken [214]
RLCE-KEM	MF	GRS	HM	118 – 188	broken [81]

Table 21: Code-based PKE/KEM submissions to NIST, eliminated in round 1

In Table 22 we list all code-based signature schemes that were eliminated during round one, which in every case was due to cryptanalysis.

The table contains their signature sizes, public key sizes, secret key sizes (all in kilobytes) and the recommended number of rounds necessary to ensure verification with a very high probability.

For this a security level of 128-bit is fixed in the respective scheme. The signature size of pqsigRM is taken from [149], all other data is taken from the supporting documentations pqsigRM [148], RaCoSS [196] and RankSign [19].

Candidate	Signature Size	Pk Size	Sk Size	Rounds
pqsigRM	0.5	262	138	100
RaCoSS	0.3	169	100	100
RankSign	1.4 – 1.5	10	1.4 – 1.5	N/A

Table 22: Code-based signature submissions to NIST, eliminated in round 1

Table 23 contains all PKE/KEM candidates that were eliminated during round two. There are no code-based signature schemes that made it to round two or further.

All data is taken from the supporting documentations of LEDAcrypt [27], NTS-KEM [10],



ROLLO [3] and RQC [6].

Candidate	Framework	Code	Metric	Pk Size	Reason for Drop Out
LEDACrypt	McE/N	QC LDPC	HM	1.4 – 2.7	broken [13]
NTS-KEM	Niederreiter	binary Goppa	HM	319	merged (Classic McE)
ROLLO	Niederreiter	IC, LRPC	RM	0.7	cryptanalysis [36]
RQC	Quasi-Cyclic	IC, Gabidulin	RM	1.8	N/A

Table 23: Code-based PKE/KEM submissions to NIST, eliminated in round 2

Finally, there are three candidates that made it to the final round, round three. Classic McEliece, as main candidate, and BIKE and HQC as alternative candidates.

As before, the public key (pk) size is given in kilobytes, data is taken from the proposed parameters for the 128-bit security level.

Candidate	Framework	Code	Metric	pk size
Classic McEliece	Niederreiter	binary Goppa	Hamming	14
BIKE	Niederreiter	MDPC	Hamming	1.5
HQC	Quasi-Cyclic	decodable code of choice, QC	Hamming	2.2

Table 24: Final round code-based PKE submissions to NIST

## 7.1 Finalists: Classic McEliece, BIKE and HQC

In this section, we present the three code-based round 3 proposals Classic McEliece, BIKE and HQC. For each one, we give a mathematical description and the proposed parameters.

### 7.1.1 Classic McEliece

The NIST submission Classic McEliece uses the Niederreiter framework (Section 3.2) with binary Goppa codes (Definition 32) as secret codes. This subsection is based on the round 3 submission [11].

Let us start with the description of the scheme. Let  $m$  be a positive integer,  $q = 2^m$ ,  $n \leq q$  and  $t \geq 2$  be positive integers such that  $mt < n$  and set  $k = n - mt$ .

Further, pick a monic irreducible polynomial  $f(z) \in \mathbb{F}_2[z]$  of degree  $m$  and identify  $\mathbb{F}_q$  with  $\mathbb{F}_2[z]/f(z)$ . Note that under this identification, every element in  $\mathbb{F}_{2^m}$  can be written as

$$u_0 + u_1z + \dots + u_{m-1}z^{m-1}$$

for a unique vector  $(u_0, u_1, \dots, u_{m-1}) \in \mathbb{F}_2^m$ .

With these preliminaries set, we can describe the public-key encryption scheme:

- **Key Generation:**

1. Generate a random monic irreducible polynomial  $g(x) \in \mathbb{F}_q[x]$  of degree  $t$  and  $n$  random distinct elements  $\alpha_1, \dots, \alpha_n \in \mathbb{F}_q$ .
2. Compute a parity-check matrix  $\tilde{\mathbf{H}} = \{\tilde{h}_{ij}\}_{ij}$  of the binary Goppa code with parameters  $(g, \alpha_1, \dots, \alpha_n)$  by computing  $\tilde{h}_{ij} = \alpha_j^{i-1}/g(\alpha_j)$ .

3. Apply an invertible matrix to  $\tilde{\mathbf{H}}$  and permute the columns of this matrix to get a matrix in systematic form  $\mathbf{H} = (\text{Id}_{n-k} | \mathbf{T})$ .

Denote with  $(\alpha'_1, \dots, \alpha'_n)$  the  $n$ -tuple obtained by applying the same permutation to  $(\alpha_1, \dots, \alpha_n)$ .

Note that  $(\text{Id}_{n-k} | \mathbf{T})$  is a parity-check matrix of the Goppa code defined by  $(g, \alpha'_1, \dots, \alpha'_n)$ .

- **Private Key:** The private key is the  $(n+1)$ -tuple  $\Gamma' = (g, \alpha'_1, \dots, \alpha'_n)$ .
- **Public Key:** The public key is the  $(n-k) \times (n-k)$  matrix  $\mathbf{T}$  and the number  $t$ .
- **Encryption:** Encode the message as weight  $t$  vector  $\mathbf{e} \in \mathbb{F}_2^n$  and compute

$$\mathbf{c}_0 = \mathbf{H}\mathbf{e}^\top \in \mathbb{F}_2^{n-k}.$$

- **Decryption:** Extend  $\mathbf{c}_0$  to  $\mathbf{v} = (\mathbf{c}_0^\top, 0, \dots, 0) \in \mathbb{F}_2^n$ . The parameters  $\Gamma'$  of the private key define a Goppa code, so we can use a decoding algorithm for Goppa codes to find a codeword  $\mathbf{c}$  with distance  $\leq t$  to  $\mathbf{v}$  (if it exists).

We then recover  $\mathbf{e}$  as  $\mathbf{e} = \mathbf{v} + \mathbf{c}$  and check that it indeed satisfies  $\mathbf{H}\mathbf{e}^\top = \mathbf{c}_0$  and is of weight  $t$ .

*Remark 146.* The decryption works for the following reason: we have that  $\mathbf{H} = (\text{Id}_{n-k} | \mathbf{T})$ , so

$$\mathbf{H}\mathbf{v}^\top = \text{Id}_{n-k}\mathbf{c}_0 = \mathbf{c}_0.$$

Thus, it follows that

$$\mathbf{H}(\mathbf{v} + \mathbf{e})^\top = 0,$$

and  $\mathbf{c} = \mathbf{v} + \mathbf{e}$  is a codeword of the Goppa code defined by  $\Gamma'$ .

Since this code has minimum distance at least  $2t+1$ , we get that  $\mathbf{v} + \mathbf{e}$  is also the unique codeword of distance up to  $t$  from  $\mathbf{v}$ , so we may recover the error vector as  $\mathbf{e} = \mathbf{v} + \mathbf{c}$ .

### 7.1.2 Proposed Parameters for Classic McEliece

We give an overview of the proposed parameter sets, input and output sizes for the expected security levels. Level 1 corresponds to 128 bits, level 3 corresponds to 192 bits and level 5 corresponds to 256 bits of security. The key sizes and ciphertext size are given in bytes.

The Classic McEliece submission is considered the main candidate for standardization by NIST. It is clearly based on the original proposal of McEliece [161] and thus a rather conservative choice by NIST. The main advantage of Classic McEliece is thus its well studied security, as there are no known algebraic attacks on the original proposal of McEliece since 1978, but it still suffers from the same disadvantage, i.e., the large size of its public keys.

Parameter set	$m$	$n$	$t$	Public key	Private key	Ciphertext	Security level
mceliece348864	12	3488	64	261120	6492	128	1
mceliece460896	13	4608	96	524160	13608	188	3
mceliece6688128	13	6688	128	1044992	13932	240	5
mceliece6960119	13	6960	119	1047319	13948	226	5
mceliece8192128	13	8192	128	1357824	14120	240	5

Table 25: Parameters for Classic McEliece

### 7.1.3 BIKE

The NIST submission Bit Flipping Key Encapsulation (BIKE) combines circulant matrices with the idea of moderate density parity-check matrices (Definition 54). The usage of circulant matrices keeps key sizes small while using moderate density parity-check matrices allows efficient decoding with a Bit-Flipping algorithm. We follow the NIST round 3 submission [15] and give a ring-theoretic description of the system. Note however that BIKE can also be fully described with matrices.

Let  $r$  be prime number such that 2 is primitive modulo  $r$ , i.e., 2 generates the multiplicative group  $\mathbb{Z}/r\mathbb{Z}^\times$ . The parameter  $r$  denotes the block size, from which we obtain the code length  $n = 2r$ . We further pick an even row weight  $w \approx \sqrt{n}$  such that  $w/2$  is odd and an error weight  $t \approx \sqrt{n}$ .

We then set  $R := \mathbb{F}_2[x]/(x^r - 1)$ . Any element  $a \in R$  can be represented as polynomials of degree less or equal than  $r - 1$  and can uniquely be written as linear combination of the form

$$a = \sum_{i=0}^{r-1} \lambda_i x^i,$$

where  $\lambda_i \in \mathbb{F}_2$  for all  $i \in \{0, 1, \dots, r - 1\}$ . This gives us a natural notion of the weight of  $a$ , which we denote with  $\text{wt}(a)$ , i.e.,

$$\text{wt}(a) = |\{i \in \{0, 1, \dots, r - 1\} \mid \lambda_i \neq 0\}|.$$

*Remark 147.* The choice of  $r$  ensures that the irreducible factors of  $x^r - 1$  are  $x - 1$  and  $x^{r-1} + x^{r-2} + \dots + 1$  (see Exercise 150). As a consequence of this, an element  $a \in R$  is invertible if and only if  $\text{wt}(a)$  is odd and  $\text{wt}(a) \neq r$ .

- **Key Generation:** Pick a pair  $(h_0, h_1) \in R^2$  such that  $\text{wt}(h_0) = \text{wt}(h_1) = w/2$ . Then compute  $h = h_1 h_0^{-1} \in R$ .
- **Private Key:** The private key is the pair  $(h_0, h_1)$ .
- **Public Key:** The public key is the element  $h \in R$  and the integer  $t$ .
- **Encryption:** The message gets encoded as error  $(e_0, e_1) \in R^2$  such that  $\text{wt}(e_0) + \text{wt}(e_1) = t$  and then encrypted as  $s = e_0 + e_1 h$ .

- **Decryption:** We compute  $sh_0 = e_0h_0 + e_1h_1$ . Since  $h_0$  and  $h_1$  are of moderate density, this can be decoded efficiently with a Bit-Flipping algorithm to recover the pair  $(e_0, e_1)$ .

*Remark 148.* The difficulty of attacking BIKE lies in finding an element  $\tilde{h} \in R$  of at most moderately high weight, such that  $h\tilde{h}$  is also of at most moderately high weight.

*Remark 149.* BIKE can also be described with matrices: for  $a = \sum_{i=0}^{r-1} a_i x^i \in R$  and  $b = \sum_{i=0}^{r-1} b_i x^i$ , we are considering the code with parity-check matrix

$$\mathbf{H} = \left( \begin{array}{ccccc|ccccc} a_0 & a_1 & \cdots & a_{r-2} & a_{r-1} & b_0 & b_1 & \cdots & b_{r-2} & b_{r-1} \\ a_{r-1} & a_0 & \cdots & a_{r-3} & a_{r-2} & b_{r-1} & b_0 & \cdots & b_{r-3} & b_{r-2} \\ \vdots & & \ddots & & \vdots & \vdots & & \ddots & & \vdots \\ a_2 & a_3 & \cdots & a_0 & a_1 & b_2 & b_3 & \cdots & b_0 & b_1 \\ a_1 & a_2 & \cdots & a_{r-1} & a_0 & b_1 & b_2 & \cdots & b_{r-1} & b_0 \end{array} \right).$$

In this case, the errors  $e_0 = \sum_{i=0}^{r-1} e_{0,i} x^i$  and  $e_1 = \sum_{i=0}^{r-1} e_{1,i} x^i$  may be viewed as vectors

$$\tilde{\mathbf{e}}_j = (e_{j,0}, e_{j,r-1}, e_{j,r-2}, \dots, e_{j,1})$$

for all  $j \in \{1, 2\}$ . We then compute syndromes by

$$\mathbf{H}(\tilde{\mathbf{e}}_1 \mid \tilde{\mathbf{e}}_2)^\top.$$

*Exercise 150.* Let  $r$  be a prime such that 2 generates  $\mathbb{Z}/r\mathbb{Z}^\times$ . Show that the irreducible factors of  $x^r - 1 \in \mathbb{F}_2[x]$  are  $x - 1$  and  $x^{r-1} + x^{r-2} + \cdots + 1$ . You may use the following steps:

1. Let  $p(x)$  be a monic irreducible factor of  $x^{r-1} + x^{r-2} + \cdots + 1$  and  $\alpha$  a root of  $p(x)$  in the algebraic closure. Show that  $r$  is the smallest positive integer such that  $\alpha^r = 1$ .
2. Justify that the roots of  $p(x)$  are the elements of the set  $\{\alpha^{(2^n)} \mid n \in \mathbb{N}_{\geq 1}\}$ .
3. Show that  $\{\alpha^{(2^n)} \mid n \in \mathbb{N}_{\geq 1}\}$  contains exactly  $r - 1$  elements and conclude that  $p(x) = x^{r-1} + x^{r-2} + \cdots + 1$ .

### 7.1.4 Proposed Parameters for BIKE

We now present the proposed parameters for three levels of security, where again level 1 is 128 bits of security, level 3 is 192 bits, and level 5 is 256 bits of security. We also include an estimate for the decoding failure rate (DFR) and key and ciphertext sizes in bytes.

It can be seen that BIKE has a small public key size, which is a big advantage over the other systems.

### 7.1.5 HQC

The submission Hamming Quasi-Cyclic (HQC) is based on the quasi-cyclic framework (see Section 3.4) and uses a combination of a decodable code of choice and circulant matrices. The third round proposal suggests to use concatenated Reed-Muller and Reed-Solomon codes (Definitions 65, 56, 27), in the initial NIST submission [4, Section 1.6] a tensor product code of a BCH and a repetition code was proposed. An important feature of HQC is the fact that

Security	$r$	$w$	$t$	Private key	Public key	Ciphertext	DFR
Level 1	12323	142	134	281	1541	1573	$2^{-128}$
Level 3	24659	206	199	419	3083	3115	$2^{-192}$
Level 5	40973	274	264	580	5122	5154	$2^{-256}$

Table 26: Parameters for BIKE

the used codes are not secret. We follow the NIST submission [5] for the detailed description.

Let  $n$  be such that  $(x^n - 1)/(x - 1)$  is irreducible over  $\mathbb{F}_2$ . We pick a positive integer  $k < n$  and an  $[n, k]$  linear code  $\mathcal{C}$  with an efficient decoding algorithm, whose error correcting capacity is given by  $t$ . We are further given error weights  $w$ ,  $w_r$  and  $w_e$ , all in the range of  $\frac{\sqrt{n}}{2}$ . We set  $R := \mathbb{F}_2[x]/(x^n - 1)$ . Recall that any element  $a \in R$  can be written as

$$a = \lambda_{n-1}x^{n-1} + \lambda_{n-2}x^{n-2} + \dots + \lambda_0$$

for unique  $\lambda_0, \lambda_1, \dots, \lambda_{n-1} \in \mathbb{F}_2$ . For such an element we denote its Hamming weight as

$$\text{wt}_H(a) = |\{i \in \{0, 1, \dots, n-1\} \mid \lambda_i \neq 0\}|.$$

Note also that we can identify a vector  $\mathbf{a} = (a_0, a_1, \dots, a_{n-1}) \in \mathbb{F}_2^n$  with the element  $a = \sum_{i=0}^{n-1} a_i x^i \in R$  and vice versa. In the following description any bold letter, e.g.  $\mathbf{u}$ , refers to the associated vector in  $\mathbb{F}_2^n$  of an element in  $R$ , e.g.  $u \in R$ .

- **Key Generation:** Given the parameters  $(n, k, t, w, w_e, w_r)$ , choose a generator matrix  $\mathbf{G}$  of the code  $\mathcal{C}$  and generate a random  $h \in R$ .
- **Private Key:** The private key is a randomly generated pair  $(y, z) \in R^2$  such that  $\text{wt}_H(y) = \text{wt}_H(z) = w$ .
- **Public Key:** We compute  $s = y + hz \in R$ . The public key is given by  $(\mathbf{G}, h, s, t)$ .
- **Encryption:** We randomly generate an element  $e \in R$  such that  $\text{wt}(e) = w_e$  and a pair  $(r_1, r_2) \in R^2$  such that  $\text{wt}_H(r_1) = \text{wt}_H(r_2) = w_r$ .  
Let  $\mathbf{m} \in \mathbb{F}_2^k$  be the message, which gets encrypted as the pair  $\mathbf{c} = (\mathbf{u}, \mathbf{v}) \in R^2$ , where  $u = r_1 + hr_2$  and  $\mathbf{v} = \mathbf{m}\mathbf{G} + \mathbf{s}r_2 + \mathbf{e}$ .
- **Decryption:** As mentioned in the quasi-cyclic framework, we compute that

$$\mathbf{v} - \mathbf{u}\mathbf{z} = \mathbf{m}\mathbf{G} + (\mathbf{y}r_2 - \mathbf{r}_1\mathbf{z} + \mathbf{e}).$$

The term  $\mathbf{y}r_2 - \mathbf{r}_1\mathbf{z} + \mathbf{e}$  has Hamming weight  $\leq t$  with high probability (this follows non-trivially from the choice of the parameters). If this is the case, we can use the decoding algorithm of  $\mathcal{C}$  to recover the message  $\mathbf{m}$ .

Security	$n$	$w$	$w_r = w_e$	Public key	Private key	Ciphertext	DFR
Level 1	17669	66	75	2249	40	4481	$2^{-128}$
Level 3	35851	100	114	4522	40	9026	$2^{-192}$
Level 5	57637	131	149	7245	40	14469	$2^{-256}$

Table 27: Parameters for HQC

### 7.1.6 Proposed Parameters for HQC

The following table contains the proposed parameters for HQC together with an upper estimate on the decoding failure rate (DFR) and ciphertext size and key sizes. The key and ciphertext sizes are given in bytes and as before, security levels 1,3 and 5 correspond to 128-bit, 192-bit and 256-bit security respectively.

The advantages of HQC are its efficient implementation and its small key sizes. However, HQC suffers from a low encryption rate.

## Acknowledgement

The first author is supported by the Swiss National Science Foundation grant number 195290. The second and third author are supported by armasuisse Science and Technology (Project Nr.: CYD C-2020010).

## References

- [1] M. Abdalla, J. H. An, M. Bellare, and C. Namprempre. From identification to signatures via the Fiat-Shamir transform: Minimizing assumptions for security and forward-security. In L. R. Knudsen, editor, *Advances in Cryptology — EUROCRYPT 2002*, pages 418–433, Berlin, Heidelberg, 2002. Springer Berlin Heidelberg.
- [2] C. Aguilar, P. Gaborit, and J. Schrek. A new zero-knowledge code based identification scheme with reduced communication. In *2011 IEEE Information Theory Workshop*, pages 648–652. IEEE, 2011.
- [3] C. Aguilar Melchor, N. Aragon, M. Bardet, S. Bettaieb, L. Bidoux, O. Blazy, J.-C. Deneuville, P. Gaborit, A. Hauteville, A. Otmani, O. Ruatta, J.-P. Tillich, and G. Zémor. ROLLO- Rank-Ouroboros, LAKE & LOCKER. *NIST PQC Call for Proposals*, 2020. Round 2 Submission.
- [4] C. Aguilar Melchor, N. Aragon, S. Bettaieb, L. Bidoux, O. Blazy, J.-C. Deneuville, P. Gaborit, E. Persichetti, and G. Zémor. Hamming Quasi-Cyclic (HQC). *NIST PQC Call for Proposals*, 2017. Round 1 Submission.
- [5] C. Aguilar Melchor, N. Aragon, S. Bettaieb, L. Bidoux, O. Blazy, J. Bos, J.-C. Deneuville, A. Dion, P. Gaborit, J. Lacan, E. Persichetti, J.-M. Robert, P. Véron, and G. Zémor. Hamming Quasi-Cyclic (HQC). *NIST PQC Call for Proposals*, 2020. Round 3 Submission.

- [6] C. Aguilar Melchor, N. Aragon, S. Betttaieb, L. Bidoux, O. Blazy, M. Bros, A. Couvreur, J.-C. Deneuville, P. Gaborit, A. Hauteville, and G. Zémor. Rank Quasi-Cyclic (RQC). *NIST PQC Call for Proposals*, 2020. Round 2 Submission.
- [7] C. Aguilar Melchor, N. Aragon, S. Betttaieb, L. Bidoux, O. Blazy, J.-C. Deneuville, P. Gaborit, A. Hauteville, and G. Zémor. Ouroboros-R. *NIST PQC Call for Proposals*, 2017. Round 1 Submission.
- [8] C. Aguilar-Melchor, O. Blazy, J.-C. Deneuville, P. Gaborit, and G. Zémor. Efficient encryption from random quasi-cyclic codes. *IEEE Transactions on Information Theory*, 64(5):3927–3943, 2018.
- [9] A. Al Jabri. A statistical decoding algorithm for general linear block codes. In *IMA International Conference on Cryptography and Coding*, pages 1–8. Springer, 2001.
- [10] M. Albrecht, C. Cid, K. G. Paterson, C. J. Tjhai, and M. Tomlinson. NTS-KEM - Second round submission. *NIST PQC Call for Proposals*, 2019. Round 2 Submission.
- [11] M. R. Albrecht, D. J. Bernstein, T. Chou, C. Cid, J. Gilcher, T. Lange, V. Maram, I. von Maurich, R. Misoczki, R. Niederhagen, K. G. Paterson, E. Persichetti, C. Peters, P. Schwabe, N. Sendrier, J. Szefer, C. J. Tjhai, M. Tomlinson, and W. Wang. Classic McEliece: Conservative Code-Based Cryptography. *NIST PQC Call for Proposals*, 2020. Round 3 Submission.
- [12] M. Alekhnovich. More on average case vs approximation complexity. In *44th Annual IEEE Symposium on Foundations of Computer Science, 2003. Proceedings.*, pages 298–307, 2003.
- [13] D. Apon, R. Perlner, A. Robinson, and P. Santini. Cryptanalysis of LEDAcrypt. Cryptology ePrint Archive, Report 2020/455, 2020. <https://ia.cr/2020/455>.
- [14] N. Aragon, M. Baldi, J.-C. Deneuville, K. Khathuria, E. Persichetti, and P. Santini. Cryptanalysis of a code-based full-time signature. *Designs, Codes and Cryptography*, 89(9):2097–2112, 2021.
- [15] N. Aragon, P. S. Barreto, S. Betttaieb, L. Bidoux, O. Blazy, J.-C. Deneuville, P. Gaborit, S. Ghosh, S. Gueron, T. Güneysu, C. A. Melchor, R. Misoczki, E. Persichetti, N. Sendrier, J.-P. Tillich, V. Vasseur, and G. Zémor. BIKE: Bit Flipping Key Encapsulation. *NIST PQC Call for Proposals*, 2020. Round 3 Submission.
- [16] N. Aragon, O. Blazy, J.-C. Deneuville, P. Gaborit, A. Hauteville, O. Ruatta, J.-P. Tillich, and G. Zémor. LAKE - Low rAnk parity check codes Key Exchange. *NIST PQC Call for Proposals*, 2017. Round 1 Submission.
- [17] N. Aragon, O. Blazy, J.-C. Deneuville, P. Gaborit, A. Hauteville, O. Ruatta, J.-P. Tillich, and G. Zémor. LOCKER - LOW rank parity Check codes EncRyption. *NIST PQC Call for Proposals*, 2017. Round 1 Submission.
- [18] N. Aragon, O. Blazy, P. Gaborit, A. Hauteville, and G. Zémor. Durandal: a rank metric based signature scheme. In *Annual International Conference on the Theory and Applications of Cryptographic Techniques*, pages 728–758. Springer, 2019.

- [19] N. Aragon, P. Gaborit, A. Hauteville, O. Ruatta, and G. Zémor. RankSign - a signature proposal for the NIST's call. *NIST PQC Call for Proposals*, 2017. Round 1 Submission.
- [20] N. Aragon, P. Gaborit, A. Hauteville, and J.-P. Tillich. Improvement of generic attacks on the rank syndrome decoding problem. 2017.
- [21] N. Aragon, P. Gaborit, A. Hauteville, and J.-P. Tillich. A new algorithm for solving the rank syndrome decoding problem. In *2018 IEEE International Symposium on Information Theory (ISIT)*, pages 2421–2425. IEEE, 2018.
- [22] A. Ashikhmin and A. Barg. Minimal vectors in linear codes. *IEEE Transactions on Information Theory*, 44(5):2010–2017, 1998.
- [23] D. Augot and M. Finiasz. A public key encryption scheme based on the polynomial reconstruction problem. In *International Conference on the Theory and Applications of Cryptographic Techniques*, pages 229–240. Springer, 2003.
- [24] R. Avanzi, S. Hoerder, D. Page, and M. Tunstall. Side-channel attacks on the McEliece and Niederreiter public-key cryptosystems. *Journal of Cryptographic Engineering*, 1(4):271–281, 2011.
- [25] M. Baldi, A. Barenghi, F. Chiaraluce, G. Pelosi, and P. Santini. LEDAkem (low dEnSity coDe-bAsed key encapsulation mechanism). *NIST PQC Call for Proposals*, 2017. Round 1 Submission.
- [26] M. Baldi, A. Barenghi, F. Chiaraluce, G. Pelosi, and P. Santini. LEDApkc (low dEnSity coDe-bAsed public-key cryptosystem). *NIST PQC Call for Proposals*, 2017. Round 1 Submission.
- [27] M. Baldi, A. Barenghi, F. Chiaraluce, G. Pelosi, and P. Santini. LEDAcrypt: Low-dEnSity parity-check coDe-bAsed cryptographic systems - version 3.0. *NIST PQC Call for Proposals*, 2020. Round 2 Submission.
- [28] M. Baldi, M. Battaglioni, F. Chiaraluce, A.-L. Horlemann-Trautmann, E. Persichetti, P. Santini, and V. Weger. A new path to code-based signatures via identification schemes with restricted errors. *arXiv preprint arXiv:2008.06403*, 2020.
- [29] M. Baldi, M. Bianchi, F. Chiaraluce, J. Rosenthal, and D. Schipani. A variant of the McEliece cryptosystem with increased public key security. In *Proceedings of the Seventh International Workshop on Coding and Cryptography*, number 7, pages 173–182. HAL-Inria, 2011.
- [30] M. Baldi, M. Bianchi, F. Chiaraluce, J. Rosenthal, and D. Schipani. Using LDGM codes and sparse syndromes to achieve digital signatures. In *International Workshop on Post-Quantum Cryptography*, pages 1–15. Springer, 2013.
- [31] M. Baldi, M. Bianchi, F. Chiaraluce, J. J. Rosenthal, D. Mose, et al. Method and apparatus for public-key cryptography based on error correcting codes, Nov. 17 2015. US Patent 9,191,199.
- [32] M. Baldi, M. Bodrato, and F. Chiaraluce. A new analysis of the McEliece cryptosystem based on QC-LDPC codes. In *International Conference on Security and Cryptography for Networks*, pages 246–262. Springer, 2008.



- [33] M. Baldi, F. Chiaraluce, J. Rosenthal, P. Santini, and D. Schipani. Security of generalised Reed–Solomon code-based cryptosystems. *IET Information Security*, 13(4):404–410, 2019.
- [34] G. Banegas, P. S. L. M. Barreto, B. O. Boidje, P.-L. Cayrel, G. N. Dione, K. Gaj, C. T. Gueye, R. Haeussler, J. B. Klamti, O. N’diaye, D. T. Nguyen, E. Persichetti, and J. E. Ricardini. DAGS: Key Encapsulation from Dyadic GS Codes. *NIST PQC Call for Proposals*, 2017. Round 1 Submission.
- [35] M. Bardet, É. Barelli, O. Blazy, R. Canto-Torres, A. Couvreur, P. Gaborit, O. Ayyoub, N. Sendrier, and J.-P. Tillich. BIG QUAKE: BInary Goppa QUAsi-cyclic Key Encapsulation. *NIST PQC Call for Proposals*, 2017. Round 1 Submission.
- [36] M. Bardet, P. Briaud, M. Bros, P. Gaborit, V. Neiger, O. Ruatta, and J. Tillich. An algebraic attack on rank metric code-based cryptosystems. *CoRR*, abs/1910.00810, 2019.
- [37] M. Bardet, M. Bros, D. Cabarcas, P. Gaborit, R. Perlner, D. Smith-Tone, J.-P. Tillich, and J. Verbel. Improvements of algebraic attacks for solving the rank decoding and MinRank problems. In *International Conference on the Theory and Application of Cryptology and Information Security*, pages 507–536. Springer, 2020.
- [38] M. Bardet, J. Chaulet, V. Dragoi, A. Otmani, and J.-P. Tillich. Cryptanalysis of the McEliece public-key cryptosystem based on polar codes. In *Post-Quantum Cryptography*, pages 118–143. Springer, 2016.
- [39] É. Barelli and A. Couvreur. An efficient structural attack on NIST submission DAGS. In T. Peyrin and S. Galbraith, editors, *Advances in Cryptology – ASIACRYPT 2018*, pages 93–118, Cham, 2018. Springer International Publishing.
- [40] A. Barg, E. Krouk, and H. C. van Tilborg. On the complexity of minimum distance decoding of long linear codes. *IEEE Transactions on Information Theory*, 45(5):1392–1405, 1999.
- [41] S. Barg. Some new NP-complete coding problems. *Problemy Peredachi Informatsii*, 30(3):23–28, 1994.
- [42] S. Barg and G. D. Forney. Random codes: Minimum distances and error exponents. *IEEE Transactions on Information Theory*, 48(9): 2568-2573, 2002.
- [43] P. S. Barreto, R. Misoczki, and M. A. Simplicio Jr. One-time signature scheme from syndrome decoding over generic error-correcting codes. *Journal of Systems and Software*, 84(2):198–204, 2011.
- [44] P. S. Barreto and E. Persichetti. Cryptanalysis of the Wave signature scheme. *IACR Cryptol. ePrint Arch.*, 2018:1111, 2018.
- [45] A. Becker, A. Joux, A. May, and A. Meurer. Decoding random binary linear codes in  $2^{n/20}$ : How  $1 + 1 = 0$  improves information set decoding. In *Annual international conference on the theory and applications of cryptographic techniques*, pages 520–536. Springer, 2012.

- [46] P. Beelen, M. Bossert, S. Puchinger, and J. Rosenkilde. Structural properties of twisted Reed-Solomon codes with applications to cryptography. In *2018 IEEE International Symposium on Information Theory (ISIT)*, pages 946–950. IEEE, 2018.
- [47] E. Bellini, F. Caullery, P. Gaborit, M. Manzano and V. Mateu. Improved Veron identification and signature schemes in the rank metric. *2019 IEEE International Symposium on Information Theory (ISIT)*, pages 1872–1876. IEEE, 2019.
- [48] T. P. Berger, P. Gaborit, and O. Ruatta. Gabidulin matrix codes and their application to small ciphertext size cryptosystems. In *International Conference on Cryptology in India*, pages 247–266. Springer, 2017.
- [49] T. P. Berger, C. T. Gueye, and J. B. Klamti. A NP-complete problem in coding theory with application to code based cryptography. In *International Conference on Codes, Cryptology, and Information Security*, pages 230–237. Springer, 2017.
- [50] T. P. Berger, C. T. Gueye, and J. B. Klamti. Generalized subspace subcodes with application in cryptology. *IEEE Transactions on Information Theory*, 65(8):4641–4657, 2019.
- [51] T. P. Berger and P. Loidreau. How to mask the structure of codes for a cryptographic use. *Designs, Codes and Cryptography*, 35:63–79, 2005.
- [52] E. Berlekamp. *Algebraic coding theory*. World Scientific, 2015.
- [53] E. Berlekamp, R. McEliece, and H. Van Tilborg. On the inherent intractability of certain coding problems. *IEEE Transactions on Information Theory*, 24(3):384–386, 1978.
- [54] D. J. Bernstein. Grover vs. McEliece. In *International Workshop on Post-Quantum Cryptography*, pages 73–80. Springer, 2010.
- [55] D. J. Bernstein, J. Buchmann, and E. Dahmen. *Post-Quantum Cryptography*. Springer-Verlag, Berlin-Heidelberg, 2009.
- [56] D. J. Bernstein, T. Lange, and C. Peters. Attacking and defending the McEliece cryptosystem. In *International Workshop on Post-Quantum Cryptography*, pages 31–46. Springer, 2008.
- [57] D. J. Bernstein, T. Lange, and C. Peters. Wild McEliece. In *International Workshop on Selected Areas in Cryptography*, pages 143–158. Springer, 2010.
- [58] D. J. Bernstein, T. Lange, and C. Peters. Smaller decoding exponents: ball-collision decoding. In *Annual Cryptology Conference*, pages 743–760. Springer, 2011.
- [59] W. Beullens. Not enough LESS: An improved algorithm for solving code equivalence problems over  $\mathbb{F}_q$ . In *International Conference on Selected Areas in Cryptography*, pages 387–403. Springer, 2020.
- [60] J.-F. Biasse, G. Micheli, E. Persichetti, and P. Santini. LESS is more: Code-based signatures without syndromes. In *International Conference on Cryptology in Africa*, pages 45–65. Springer, 2020.
- [61] L. Bidoux, P. Gaborit, and N. Sendrier. Quasi-cyclic Stern proof of knowledge. arXiv preprint arXiv:2110.05005, 2021.

- [62] J. Bolkema, H. Gluesing-Luerssen, C. A. Kelley, K. E. Lauter, B. Malmskog, and J. Rosenthal. *Variations of the McEliece cryptosystem. In Algebraic geometry for coding theory and cryptography, pages 129–150. Springer, 2017.*
- [63] M. Bombar and A. Couvreur. *Decoding supercodes of Gabidulin codes and applications to cryptanalysis.* arXiv preprint arXiv:2103.02700, 2021.
- [64] M. A. Borodin and I. V. Chizhov. *Effective attack on the McEliece cryptosystem based on Reed-Muller codes.* Discrete Mathematics and Applications, 24(5):273–280, 2014.
- [65] E. Byrne, A.-L. Horlemann, K. Khathuria, and V. Weger. *Density of free modules over finite chain rings.* arXiv preprint arXiv:2106.09403, 2021.
- [66] A. Canteaut and H. Chabanne. *A further improvement of the work factor in an attempt at breaking McEliece’s cryptosystem. PhD thesis, INRIA, 1994.*
- [67] A. Canteaut and F. Chabaud. *A new algorithm for finding minimum-weight words in a linear code: Application to McEliece’s cryptosystem and to narrow-sense BCH codes of length 511.* IEEE Transactions on Information Theory, 44(1):367–378, 1998.
- [68] A. Canteaut and N. Sendrier. *Cryptanalysis of the original McEliece cryptosystem. In International conference on the theory and application of cryptology and information security, pages 187–199. Springer, 1998.*
- [69] I. Cascudo, R. Cramer, D. Mirandola, and G. Zémor. *Squares of random linear codes.* IEEE Transactions on Information Theory, 61(3):1159–1173, 2015.
- [70] P.-L. Cayrel, C. T. Gueye, O. Ndiaye, and R. Niebuhr. *Critical attacks in code-based cryptography.* International Journal of Information and Coding Theory, 3(2):158–176, 2015.
- [71] P.-L. Cayrel, A. Otmani, and D. Vergnaud. *On Kabatianskii-Krouk-Smeets signatures. In International Workshop on the Arithmetic of Finite Fields, pages 237–251. Springer, 2007.*
- [72] P.-L. Cayrel, P. Véron, and S. M. E. Y. Alaoui. *A zero-knowledge identification scheme based on the  $q$ -ary syndrome decoding problem. In International Workshop on Selected Areas in Cryptography, pages 171–186. Springer, 2010.*
- [73] F. Chabaud and J. Stern. *The cryptographic security of the syndrome decoding problem for rank distance codes. In International Conference on the Theory and Application of Cryptology and Information Security, pages 368–381. Springer, 1996.*
- [74] C. Chen, T. Eisenbarth, I. Von Maurich, and R. Steinwandt. *Differential power analysis of a McEliece cryptosystem. In International Conference on Applied Cryptography and Network Security, pages 538–556. Springer, 2015.*
- [75] L. Chen, L. Chen, S. Jordan, Y.-K. Liu, D. Moody, R. Peralta, R. Perlner, and D. Smith-Tone. *Report on post-quantum cryptography, volume 12. US Department of Commerce, National Institute of Standards and Technology, 2016.*
- [76] J.-S. Coron. *Cryptanalysis of a public-key encryption scheme based on the polynomial reconstruction problem. In International Workshop on Public Key Cryptography, pages 14–27. Springer, 2004.*

- [77] N. T. Courtois, M. Finiasz, and N. Sendrier. *How to achieve a McEliece-based digital signature scheme*. In *International Conference on the Theory and Application of Cryptology and Information Security*, pages 157–174. Springer, 2001.
- [78] A. Couvreur, T. Debris-Alazard, and P. Gaborit. *On the hardness of code equivalence problems in rank metric*. arXiv preprint arXiv:2011.04611, 2020.
- [79] A. Couvreur, P. Gaborit, V. Gauthier-Umaña, A. Otmani, and J.-P. Tillich. *Distinguisher-based attacks on public-key cryptosystems using Reed–Solomon codes*. *Designs, Codes and Cryptography*, 73(2):641–666, 2014.
- [80] A. Couvreur and M. Lequesne. *On the security of subspace subcodes of Reed–Solomon codes for public key encryption*. *IEEE Transactions on Information Theory*, 2021.
- [81] A. Couvreur, M. Lequesne, and J.-P. Tillich. *Recovering short secret keys of RLCE in polynomial time*. In *International Conference on Post-Quantum Cryptography*, pages 133–152. Springer, 2019.
- [82] A. Couvreur, I. Márquez-Corbella, and R. Pellikaan. *A polynomial time attack against algebraic geometry code based public key cryptosystems*. In *2014 IEEE International Symposium on Information Theory*, pages 1446–1450. IEEE, 2014.
- [83] A. Couvreur, I. Márquez-Corbella, and R. Pellikaan. *Cryptanalysis of McEliece cryptosystem based on algebraic geometry codes and their subcodes*. *IEEE Transactions on Information Theory*, 63(8):5404–5418, 2017.
- [84] A. Couvreur, A. Otmani, and J.-P. Tillich. *Polynomial time attack on wild McEliece over quadratic extensions*. *IEEE Transactions on Information Theory*, 63(1):404–427, 2016.
- [85] A. Couvreur, A. Otmani, J.-P. Tillich, and V. Gauthier-Umana. *A polynomial-time attack on the BBCRS scheme*. In *IACR International Workshop on Public Key Cryptography*, pages 175–193. Springer, 2015.
- [86] M. C. Davey and D. J. MacKay. *Reliable communication over channels with insertions, deletions, and substitutions*. *IEEE Transactions on Information Theory*, 47(2):687–698, 2001.
- [87] T. Debris-Alazard, N. Sendrier, and J.-P. Tillich. *The problem with the SURF scheme*. arXiv preprint arXiv:1706.08065, 2017.
- [88] T. Debris-Alazard, N. Sendrier, and J.-P. Tillich. *This is not an attack on Wave*. *IACR Cryptol. ePrint Arch.*, 2018:1216, 2018.
- [89] T. Debris-Alazard, N. Sendrier, and J.-P. Tillich. *Wave: A new family of trapdoor one-way preimage sampleable functions based on codes*. In *International Conference on the Theory and Application of Cryptology and Information Security*, pages 21–51. Springer, 2019.
- [90] T. Debris-Alazard and J.-P. Tillich. *Two attacks on rank metric code-based schemes: RankSign and an IBE scheme*. In *International Conference on the Theory and Application of Cryptology and Information Security*, pages 62–92. Springer, 2018.

- [91] A. Chailloux, T. Debris-Alazard and S. Etinski. *Classical and Quantum algorithms for generic Syndrome Decoding problems and applications to the Lee metric*. In arXiv preprint arXiv:2104.12810, 2021.
- [92] P. Delsarte. *Bilinear forms over a finite field, with applications to coding theory*. Journal of combinatorial theory, Series A, 25(3):226–241, 1978.
- [93] W. Diffie and M. Hellman. *New directions in cryptography*. IEEE transactions on Information Theory, 22(6):644–654, 1976.
- [94] J. Ding, J. E. Gower, and D. S. Schmidt. *Multivariate public key cryptosystems, volume 25*. Springer Science & Business Media, 2006.
- [95] I. I. Dumer. *Two decoding algorithms for linear codes*. Problemy Peredachi Informatsii, 25(1):24–32, 1989.
- [96] M. Elleuch, A. Wachter-Zeh, and A. Zeh. *A public-key cryptosystem from interleaved Goppa codes*. arXiv preprint arXiv:1809.03024, 2018.
- [97] J.-C. Faugère, V. Gauthier-Umaña, A. Otmani, L. Perret, and J.-P. Tillich. *A distinguisher for high-rate McEliece cryptosystems*. IEEE Transactions on Information Theory, 59(10):6830–6844, 2013.
- [98] C. Faure and P. Loidreau. *A new public-key cryptosystem based on the problem of reconstructing  $p$ -polynomials*. In International Workshop on Coding and Cryptography, pages 304–315. Springer, 2005.
- [99] U. Feige, A. Fiat, and A. Shamir. *Zero-knowledge proofs of identity*. Journal of cryptology, 1(2):77–94, 1988.
- [100] M. Finiasz and N. Sendrier. *Security bounds for the design of code-based cryptosystems*. In International Conference on the Theory and Application of Cryptology and Information Security, pages 88–105. Springer, 2009.
- [101] G. D. Forney. *Concatenated codes*. 1965.
- [102] E. M. Gabidulin. *Theory of codes with maximum rank distance*. Problemy peredachi informatsii, 21(1):3–16, 1985.
- [103] E. M. Gabidulin, A. Paramonov, and O. Tretjakov. *Ideals over a non-commutative ring and their application in cryptology*. In Workshop on the Theory and Application of Cryptographic Techniques, pages 482–489. Springer, 1991.
- [104] P. Gaborit, G. Murat, O. Ruatta and G. Zémor. *Low rank parity check codes and their application to cryptography*. Proceedings of the Workshop on Coding and Cryptography WCC, 2013.
- [105] P. Gaborit, A. Otmani, and H. T. Kalachi. *Polynomial-time key recovery attack on the Faure–Loidreau scheme based on Gabidulin codes*. Designs, Codes and Cryptography, 86(7):1391–1403, 2018.
- [106] P. Gaborit, O. Ruatta, and J. Schrek. *On the complexity of the rank syndrome decoding problem*. IEEE Transactions on Information Theory, 62(2):1006–1019, 2015.

- [107] P. Gaborit and J. Schrek. *Efficient code-based one-time signature from automorphism groups with syndrome compatibility*. In 2012 IEEE International Symposium on Information Theory Proceedings, pages 1982–1986. IEEE, 2012.
- [108] P. Gaborit and G. Zémor. *On the hardness of the decoding and the minimum distance problems for rank codes*. IEEE Transactions on Information Theory, 62(12):7245–7252, 2016.
- [109] R. Gallager. *Low-density parity-check codes*. IRE Transactions on information theory, 8(1):21–28, 1962.
- [110] L. Galvez, J.-L. Kim, M. J. Kim, Y.-S. Kim, and N. Lee. *McNie: Compact McEliece-Niederreiter Cryptosystem*. NIST PQC Call for Proposals, 2017. Round 1 Submission.
- [111] E. Gilbert. *A comparison of signalling alphabets*. The Bell system technical journal, 31(3): 504-522, 1952.
- [112] D. Gligoroski and K. Gjøsteen. *Post-quantum Key Encapsulation Mechanism Edon-K*. NIST PQC Call for Proposals, 2017. Round 1 Submission.
- [113] D. Gligoroski, S. Samardjiska, H. Jacobsen, and S. Bezzateev. *McEliece in the world of Escher*. IACR Cryptol. ePrint Arch., 2014:360, 2014.
- [114] V. Goppa. *A new class of linear correcting codes*. Problemy Peredachi Informatsii, 6(3): 24-30, 1970.
- [115] V. Goppa. *A Rational Representation of Codes and  $(L, g)$ -Codes*. Problemy Peredachi Informatsii, 7(3): 41-49, 1971.
- [116] V. Goppa. *Binary symmetric channel capacity is attained with irreducible codes*. Problems of Information Transmission, 10: 89-90, 1974.
- [117] E. Gorla. *Rank-metric codes*. arXiv preprint arXiv:1902.02650, 2019.
- [118] L. K. Grover. *A fast quantum mechanical algorithm for database search*. In Proceedings of the twenty-eighth annual ACM symposium on Theory of computing, pages 212–219, 1996.
- [119] L. K. Grover. *Quantum mechanics helps in searching for a needle in a haystack*. Physical review letters, 79(2):325, 1997.
- [120] A. Gruica and A. Ravagnani. *Common complements of linear subspaces and the sparseness of MRD codes*. arXiv preprint arXiv:2011.02993, 2020.
- [121] C. T. Gueye, J. B. Klamti, and S. Hirose. *Generalization of BJMM-ISD using May-Ozerov nearest neighbor algorithm over an arbitrary finite field  $\mathbb{F}_q$* . In International Conference on Codes, Cryptology, and Information Security, pages 96–109. Springer, 2017.
- [122] V. Guruswami and E. Blais. *Introduction to Coding Theory, Notes 6: Reed-Solomon, BCH, Reed-Muller, and concatenated codes*. February 2010. Lecture Notes.
- [123] A. Herzberg and D. Naor. *Surf ‘N’Sign: Client signatures on web documents*. IBM Systems Journal, 37(1):61–71, 1998.

- [124] S. Hirose. *May-Ozerov algorithm for nearest-neighbor problem over  $\mathbb{F}_q$  and its application to information set decoding*. In *International Conference for Information Technology and Communications*, pages 115–126. Springer, 2016.
- [125] A.-L. Horlemann, S. Puchinger, J. Renner, T. Schamberger, and A. Wachter-Zeh. *Information-set decoding with hints*. Technical report, *Cryptology ePrint Archive, Report 2021/279*. <https://eprint.iacr.org/2021/279>, 2021.
- [126] A.-L. Horlemann-Trautmann, K. Marshall, and J. Rosenthal. *Extension of Overbeck’s attack for Gabidulin-based cryptosystems*. *Designs, Codes and Cryptography*, 86(2):319–340, 2018.
- [127] A. L. Horlemann-Trautmann, V. Weger. *Information set decoding in the Lee metric with applications to cryptography*. In *Advances in Mathematics of Communications*, 15(4): 677-699, 2021.
- [128] N. Howgrave-Graham and A. Joux. *New generic algorithms for hard knapsacks*. In *Annual International Conference on the Theory and Applications of Cryptographic Techniques*, pages 235–256. Springer, 2010.
- [129] C. Interlando, K. Khathuria, N. Rohrer, J. Rosenthal, and V. Weger. *Generalization of the ball-collision algorithm*. *Journal of Algebra Combinatorics Discrete Structures and Applications*, 7(2):195–207, 2020.
- [130] F. Ivanov, G. Kabatiansky, E. Krouk, and N. Rumenko. *A new code-based cryptosystem*. In *Code-Based Cryptography Workshop*, pages 41–49. Springer, 2020.
- [131] H. Janwa and O. Moreno. *McEliece public key cryptosystems using algebraic-geometric codes*. *Designs, Codes and Cryptography*, 8(3):293–307, 1996.
- [132] D. Jao and L. De Feo. *Towards quantum-resistant cryptosystems from supersingular elliptic curve isogenies*. In *International Workshop on Post-Quantum Cryptography*, pages 19–34. Springer, 2011.
- [133] G. Kabatianskii, E. Krouk, and B. Smeets. *A digital signature scheme based on random error-correcting codes*. In *IMA International Conference on Cryptography and Coding*, pages 161–167. Springer, 1997.
- [134] G. Kabatiansky, E. Krouk, and S. Semenov. *Error correcting coding and security for data networks: analysis of the superchannel concept*. John Wiley & Sons, 2005.
- [135] H. Kamabe and S. Kobota. *Simple improvements of bit-flipping decoding*. In *2010 The 12th International Conference on Advanced Communication Technology (ICACT)*, volume 1, pages 113–118. IEEE, 2010.
- [136] K. Khathuria, J. Rosenthal, and V. Weger. *Encryption scheme based on expanded Reed-Solomon codes*. *Advances in Mathematics of Communications*, 15(2):207, 2021.
- [137] K. Khaturia, J. Rosenthal, and V. Weger. *Weight two masking of the Reed-Solomon structure in conjunction with list decoding*. *Proceedings of 23rd International Symposium on Mathematical Theory of Networks and Systems*, pages 309–314, 2018.

- [138] K. Kobara and H. Imai. *Semantically secure McEliece public-key cryptosystems-conversions for McEliece PKC*. In *International Workshop on Public Key Cryptography*, pages 19–35. Springer, 2001.
- [139] E. A. Kruk. *Decoding complexity bound for linear block codes*. *Problemy Peredachi Informatsii*, 25(3):103–107, 1989.
- [140] A. Kshevetskiy and E. Gabidulin. *The new construction of rank codes*. In *Proceedings. International Symposium on Information Theory*, 2005. ISIT 2005., pages 2105–2108. IEEE, 2005.
- [141] G. Landais and J.-P. Tillich. *An efficient attack of a McEliece cryptosystem variant based on convolutional codes*. In *International Workshop on Post-Quantum Cryptography*, pages 102–117. Springer, 2013.
- [142] T. S. C. Lau and C. H. Tan. *Key recovery attack on McNie based on low rank parity check codes and its reparation*. In A. Inomata and K. Yasuda, editors, *Advances in Information and Computer Security*, pages 19–34, Cham, 2018. Springer International Publishing.
- [143] T. S. C. Lau and C. H. Tan. *MURAVE: A new rank code-based signature with multiple rank verification*. In *Code-Based Cryptography Workshop*, pages 94–116. Springer, 2020.
- [144] T. S. C. Lau and C. H. Tan. *Polynomial-time plaintext recovery attacks on the IKKR code-based cryptosystems*. *Advances in Mathematics of Communications*, 2021.
- [145] J. Lavauzelle, P. Loidreau, and B.-D. Pham. *RAMESSES, a rank metric encryption scheme with short keys*. arXiv preprint arXiv:1911.13119, 2019.
- [146] J. Lavauzelle and J. Renner. *Cryptanalysis of a system based on twisted Reed–Solomon codes*. *Designs, Codes and Cryptography*, 88(7):1285–1300, 2020.
- [147] P. J. Lee and E. F. Brickell. *An observation on the security of McEliece’s public-key cryptosystem*. In *Workshop on the Theory and Application of Cryptographic Techniques*, pages 275–280. Springer, 1988.
- [148] W. Lee, Y.-S. Kim, Y.-W. Lee, and J.-S. No. *pqsigRM - Post quantum signature scheme based on modified Reed-Muller code*. NIST PQC Call for Proposals, 2017. Round 1 Submission.
- [149] Y. Lee, W. Lee, Y. S. Kim, and J.-S. No. *Modified pqsigRM: RM Code-Based Signature Scheme*. *IEEE Access*, 8:177506–177518, 2020.
- [150] J. S. Leon. *A probabilistic algorithm for computing minimum weights of large error-correcting codes*. *IEEE Transactions on Information Theory*, 34(5):1354–1359, 1988.
- [151] M. Lequesne and J. Tillich. *Attack on the Edon-K key encapsulation mechanism*. *CoRR*, abs/1802.06157, 2018.
- [152] Y. X. Li, R. H. Deng, and X. M. Wang. *On the Equivalence of McEliece’s and Niederreiter’s Public-Key Cryptosystems*. *IEEE Transactions on Information Theory*, 40(1):271–273, 1994.



- [153] P. Loidreau. *Designing a rank metric based McEliece cryptosystem*. In International Workshop on Post-Quantum Cryptography, pages 142–152. Springer, 2010.
- [154] P. Loidreau and R. Overbeck. *Decoding rank errors beyond the error-correcting capability*. In ACCT 2010, Tenth international workshop on Algebraic and Combinatorial Coding Theory, 2006.
- [155] C. Löndahl and T. Johansson. *A new version of McEliece PKC based on convolutional codes*. In International Conference on Information and Communications Security, pages 461–470. Springer, 2012.
- [156] F. J. MacWilliams and N. J. A. Sloane. *The theory of error correcting codes*. Elsevier, Volume 16, 1977.
- [157] T. Magloire, N. Ngatched, M. Bossert, A. Fahrner, and F. Takawira. *Two bit-flipping decoding algorithms for low-density parity-check codes*. IEEE transactions on communications, 57(3):591–596, 2009.
- [158] I. Márquez-Corbella and J.-P. Tillich. *Using Reed-Solomon codes in the  $(u|u+v)$  construction and an application to cryptography*. In 2016 IEEE International Symposium on Information Theory (ISIT), pages 930–934. IEEE, 2016.
- [159] A. May, A. Meurer, and E. Thomae. *Decoding random linear codes in  $\tilde{\Omega}(2^{0.054n})$* . In International Conference on the Theory and Application of Cryptology and Information Security, pages 107–124. Springer, 2011.
- [160] A. May and I. Ozerov. *On computing nearest neighbors with applications to decoding of binary linear codes*. In Annual International Conference on the Theory and Applications of Cryptographic Techniques, pages 203–228. Springer, 2015.
- [161] R. J. McEliece. *A public-key cryptosystem based On algebraic coding theory*. Deep Space Network Progress Report, 44:114–116, Jan. 1978.
- [162] A. Meurer. *A coding-theoretic approach to cryptanalysis*. PhD thesis, Ruhr-Universität Bochum, 2012.
- [163] L. Minder and A. Shokrollahi. *Cryptanalysis of the Sidelnikov cryptosystem*. In Annual International Conference on the Theory and Applications of Cryptographic Techniques, pages 347–360. Springer, 2007.
- [164] R. Misoczki, J.-P. Tillich, N. Sendrier, and P. S. Barreto. *MDPC-McEliece: New McEliece variants from moderate density parity-check codes*. In 2013 IEEE international symposium on information theory, pages 2069–2073. IEEE, 2013.
- [165] C. Monico, J. Rosenthal, and A. Shokrollahi. *Using low density parity check codes in the McEliece cryptosystem*. In Proceedings of the 2000 IEEE International Symposium on Information Theory, page 214, Sorrento, Italy, 2000.
- [166] D. Moody and R. Perlner. *Vulnerabilities of “McEliece in the world of Escher”*. In Post-Quantum Cryptography, pages 104–117. Springer, 2016.
- [167] E. Moore. *A two-fold generalization of Fermat’s theorem*. Bulletin of the American Mathematical Society, 2(7): 189-199, 1896.

- [168] D. E. Muller. *Application of Boolean algebra to switching circuit design and to error detection*. Transactions of the I.R.E. Professional Group on Electronic Computers, *EC-3*(3):6–12, 1954.
- [169] A. Neri, A.-L. Horlemann-Trautmann, T. Randrianarisoa, and J. Rosenthal. *On the genericity of maximum rank distance and Gabidulin codes*. Designs, Codes and Cryptography, *86*(2):341–363, 2018.
- [170] R. Niebuhr, E. Persichetti, P.-L. Cayrel, S. Bulygin, and J. Buchmann. *On lower bounds for information set decoding over  $\mathbb{F}_q$  and on the effect of partial knowledge*. International journal of information and Coding Theory, *4*(1):47–78, 2017.
- [171] H. Niederreiter. *Knapsack-type cryptosystems and algebraic coding theory*. Problems of Control and Information Theory *15*, *1*(6):159–166, 1986.
- [172] S. Ouzan and Y. Be’ery. *Moderate-density parity-check codes*. *arXiv preprint arXiv:0911.3262*, 2009.
- [173] A. Otmani and J.-P. Tillich. *An efficient attack on all concrete KKS proposals*. In International Workshop on Post-Quantum Cryptography, pages 98–116. Springer, 2011.
- [174] A. Otmani, J.-P. Tillich, and L. Dallon. *Cryptanalysis of two McEliece cryptosystems based on quasi-cyclic codes*. Mathematics in Computer Science, *3*(2):129–140, 2010.
- [175] A. V. Ourivski and T. Johansson. *New technique for decoding codes in the rank metric and its cryptography applications*. Problems of Information Transmission, *38*(3):237–246, 2002.
- [176] R. Overbeck. *Structural attacks for public key cryptosystems based on Gabidulin codes*. Journal of cryptology, *21*(2):280–301, 2008.
- [177] C. Peikert. *A decade of lattice cryptography*. Cryptology ePrint Archive, 2015.
- [178] E. Persichetti. *Efficient one-time signatures from quasi-cyclic codes: A full treatment*. Cryptography, *2*(4):30, 2018.
- [179] C. Peters. *Information-set decoding for linear codes over  $\mathbb{F}_q$* . In International Workshop on Post-Quantum Cryptography, pages 81–94. Springer, 2010.
- [180] E. Petrank and R. M. Roth. *Is code equivalence easy to decide?* IEEE Transactions on Information Theory, *43*(5):1602–1604, 1997.
- [181] A. Phesso and J.-P. Tillich. *An efficient attack on a code-based signature scheme*. In Post-Quantum Cryptography, pages 86–103. Springer, 2016.
- [182] J. Pierce. *Limit distribution of the minimum distance of random linear codes*. IEEE Transactions on Information Theory, *13*(4): 595–599, 1967.
- [183] E. Prange. *The use of information sets in decoding cyclic codes*. IRE Transactions on Information Theory, *8*(5):5–9, 1962.
- [184] S. Puchinger, S. Muelich, K. Ishak, and M. Bossert. *Code-based cryptosystems using generalized concatenated codes*. In Special Sessions in Applications of Computer Algebra, pages 397–423. Springer, 2015.

- [185] S. Puchinger, J. Renner, and J. Rosenkilde. *Generic decoding in the sum-rank metric*. In 2020 IEEE International Symposium on Information Theory (ISIT), pages 54–59, 2020.
- [186] S. Puchinger, J. Renner, and A. Wachter-Zeh. *Twisted Gabidulin codes in the GPT cryptosystem*. arXiv preprint arXiv:1806.10055, 2018.
- [187] H. Rashwan, E. M. Gabidulin, and B. Honary. *A smart approach for GPT cryptosystem based on rank codes*. In 2010 IEEE International Symposium on Information Theory, pages 2463–2467. IEEE, 2010.
- [188] I. Reed. *A class of multiple-error-correcting codes and the decoding scheme*. Transactions of the IRE Professional Group on Information Theory, 4(4):38–49, 1954.
- [189] I. Reed and G. Solomon. *Polynomial codes over certain finite fields*. Journal of the society for industrial and applied mathematics, 8(2): 300–304, 1960.
- [190] J. Renner, S. Puchinger, and A. Wachter-Zeh. *Interleaving Loidreau’s rank-metric cryptosystem*. In 2019 XVI International Symposium” Problems of Redundancy in Information and Control Systems”(REDUNDANCY), pages 127–132. IEEE, 2019.
- [191] J. Renner, S. Puchinger, and A. Wachter-Zeh. *LIGA: a cryptosystem based on the hardness of rank-metric list and interleaved decoding*. Designs, Codes and Cryptography, 89(6):1279–1319, 2021.
- [192] T. Richmond, M. Petrvalsky, and M. Drutarovsky. *A side-channel attack against the secret permutation on an embedded McEliece cryptosystem*. In 3rd Workshop on Trustworthy Manufacturing and Utilization of Secure Devices-TRUDEVICE, 2015.
- [193] R. L. Rivest, A. Shamir, and L. Adleman. *A method for obtaining digital signatures and public-key cryptosystems*. Communications of the ACM, 21(2):120–126, 1978.
- [194] R. M. Roth. *Introduction to coding theory*. IET Communications, 47, 2006.
- [195] R. Roth. *Maximum-rank array codes and their application to crisscross error correction*. IEEE transactions on Information Theory, 37(2):328–336, 1991.
- [196] P. S. Roy, R. Xu, K. Fukushima, S. Kiyomoto, K. Morozov, and T. Takagi. *Supporting Documentation of RaCoSS (Random Code-based Signature Scheme)*. NIST PQC Call for Proposals, 2017. Round 1 Submission.
- [197] G. Sacks. *Multiple error correction by means of parity checks*. IRE transactions on information theory, 4(4): 145–147, 1958.
- [198] P. Santini, M. Baldi, and F. Chiaraluce. *Cryptanalysis of a one-time code-based digital signature scheme*. In 2019 IEEE International Symposium on Information Theory (ISIT), pages 2594–2598. IEEE, 2019.
- [199] N. Sendrier. *On the structure of randomly permuted concatenated code*. PhD thesis, INRIA, 1995.
- [200] N. Sendrier. *On the concatenated structure of a linear code*. Applicable Algebra in Engineering, Communication and Computing, 9(3):221–242, 1998.

- [201] N. Sendrier and D. E. Simos. *The hardness of code equivalence over  $\mathbb{F}_q$  and its application to code-based cryptography*. In International Workshop on Post-Quantum Cryptography, pages 203–216. Springer, 2013.
- [202] P. Shor. *Algorithms for quantum computation: discrete logarithms and factoring*. In Proceedings 35th Annual Symposium on Foundations of Computer Science, pages 124–134, 1994.
- [203] V. Shoup. *A proposal for an ISO standard for public key encryption*. In IACR e-Print Archive, 2001.
- [204] S. R. Shrestha and Y.-S. Kim. *New McEliece cryptosystem based on polar codes as a candidate for post-quantum cryptography*. In 2014 14th International Symposium on Communications and Information Technologies (ISCIT), pages 368–372. IEEE, 2014.
- [205] V. M. Sidelnikov. *A public-key cryptosystem based on binary Reed-Muller codes*. Discrete Mathematics and Applications, 4(3):191–208, 1994.
- [206] V. M. Sidel’nikov and S. O. Shestakov. *On an encoding system constructed on the basis of generalized Reed-Solomon codes*. Diskretnaya Matematika, 4(3):57–63, 1992.
- [207] R. Singleton. *Maximum distance  $q$ -nary codes*. IEEE Transactions on Information Theory, 10(2): 116–118, 1964.
- [208] Y. Song, X. Huang, Y. Mu, W. Wu, and H. Wang. *A code-based signature scheme from the Lyubashevsky framework*. Theoretical Computer Science, 835:15–30, 2020.
- [209] J. Stern. *A method for finding codewords of small weight*. In International Colloquium on Coding Theory and Applications, pages 106–113. Springer, 1988.
- [210] J. Stern. *A new identification scheme based on syndrome decoding*. In Annual International Cryptology Conference, pages 13–21. Springer, 1993.
- [211] F. Strenzke. *A timing attack against the secret permutation in the McEliece PKC*. In International Workshop on Post-Quantum Cryptography, pages 95–107. Springer, 2010.
- [212] F. Strenzke, E. Tews, H. G. Molter, R. Overbeck, and A. Shoufan. *Side channels in the McEliece PKC*. In International Workshop on Post-Quantum Cryptography, pages 216–229. Springer, 2008.
- [213] A. Szepieniec. *Ramstake - KEM Proposal for NIST PQC Project*. NIST PQC Call for Proposals, 2017. Round 1 Submission.
- [214] M. Tiepelt and J.-P. D’Anvers. *Exploiting decryption failures in Mersenne number cryptosystems*. pages 45–54, 2020.
- [215] J. H. Van Lint. *Introduction to coding theory*. Springer Science & Business Media, Volume 86, 2012.
- [216] J. van Tilburg. *On the McEliece public-key cryptosystem*. In Conference on the Theory and Application of Cryptography, pages 119–131. Springer, 1988.

- [217] A. Vardy. *Algorithmic complexity in coding theory and the minimum distance problem*. In Proceedings of the twenty-ninth annual ACM symposium on Theory of computing, pages 92–109, 1997.
- [218] R. Varshamov. *Estimate of the number of signals in error correcting codes*. Doklady Akad. Nauk, SSSR, 117: 739–741, 1957.
- [219] P. Véron. *A fast identification scheme*. In Proceedings of 1995 IEEE International Symposium on Information Theory, page 359. IEEE, 1995.
- [220] A. Wachter-Zeh, S. Puchinger, and J. Renner. *Repairing the Faure-Loidreau public-key cryptosystem*. In 2018 IEEE International Symposium on Information Theory (ISIT), pages 2426–2430. IEEE, 2018.
- [221] T. Wadayama, K. Nakamura, M. Yagita, Y. Funahashi, S. Usami, and I. Takumi. *Gradient descent bit flipping algorithms for decoding LDPC codes*. In 2008 International Symposium on Information Theory and Its Applications, pages 1–6. IEEE, 2008.
- [222] Y. Wang. *RLCE Key Encapsulation Mechanism (RLCE-KEM) Specification*. NIST PQC Call for Proposals, 2017. Round 1 Submission.
- [223] V. Weger. *Information Set Decoding in the Lee Metric and the Local to Global Principle for Densities*. PhD thesis, University of Zurich, 2020.
- [224] V. Weger, K. Khathuria, A.-L. Horlemann, M. Battaglioni, P. Santini, and E. Persichetti. *On the hardness of the Lee syndrome decoding problem*. arXiv preprint arXiv:2002.12785, 2020.
- [225] C. Wieschebrink. *Two NP-complete problems in coding theory with an application in code based cryptography*. In 2006 IEEE International Symposium on Information Theory, pages 1733–1737. IEEE, 2006.
- [226] C. Wieschebrink. *Cryptanalysis of the Niederreiter public key scheme based on GRS subcodes*. volume 6061, pages 61–72, 05 2010.
- [227] K. Xagawa. *Practical attack on RaCoSS-r*. 2018.
- [228] A. Yamada, E. Eaton, K. Kalach, P. Lafrance, and A. Parent. *QC-MDPC KEM: A Key Encapsulation Mechanism Based on the QC-MDPC McEliece Encryption Scheme*. NIST PQC Call for Proposals, 2017. Round 1 Submission.
- [229] Y. Yu and J. Zhang. *Lepton: Key Encapsulation Mechanisms from a variant of Learning Parity with Noise*. NIST PQC Call for Proposals, 2017. Round 1 Submission.
- [230] G. Zémor. *Notes on Alekhnovich’s cryptosystems*. 2016.