
DDoSDet: AN APPROACH TO DETECT DDoS ATTACKS USING NEURAL NETWORKS

A PREPRINT



Aman Rangapur

School of Computer Science and Engineering
VIT-AP university
Andhra Pradesh, India
amanrangapur@gmail.com



Tarun Kanakam

School of Computer Science and Engineering
VIT-AP university
Andhra Pradesh, India
kanakamtarunkumartk@gmail.com



Ajith Jubilson

School of Computer Science and Engineering
VIT-AP university
Andhra Pradesh, India
ajith.jubilson@vitap.ac.in

January 25, 2022

ABSTRACT

Cyber-attacks have been one of the deadliest attacks in today's world. One of them is DDoS (Distributed Denial of Services). It is a cyber-attack in which the attacker attacks and makes a network or a machine unavailable to its intended users temporarily or indefinitely, interrupting services of the host that are connected to a network. To define it in simple terms, It's an attack accomplished by flooding the target machine with unnecessary requests in an attempt to overload and make the systems crash and make the users unable to use that network or a machine. In this research paper, we present the detection of DDoS attacks using neural networks, that would flag malicious and legitimate data flow, preventing network performance degradation. We compared and assessed our suggested system against current models in the field. We are glad to note that our work was 99.7% accurate.

1 Introduction

This modern world is suffering from issues regarding cybersecurity and privacy. It is truly difficult and economically unfeasible to create and maintain such systems, as well as to assure that both the network and the accompanying systems are not vulnerable to threats and assaults. Over the last several decades, there has been a surge in the number of illegal acts in networks, in addition to an increase in devious and malicious content Ahamad and Aljumah [2015]. When an individual or an organization intentionally and maliciously attempts to enter the information system of another individual or organization, this is referred to as a cyberattack. While most assaults have an economic aim, various recent operations have included data destruction as a goal. Cybersecurity is the need of today's time. Cybersecurity can be defined as the protection of systems, networks, and data within cyberspace.

DoS (Denial of Services) attacks, overload resources and bandwidth by flooding systems, servers, and/or networks with traffic. IDS is a powerful tool that is used by network experts to secure data from network attacks that come from different sources Aldaej and Ahamad [2016]. Any malicious venture or violation is normally reported either to an

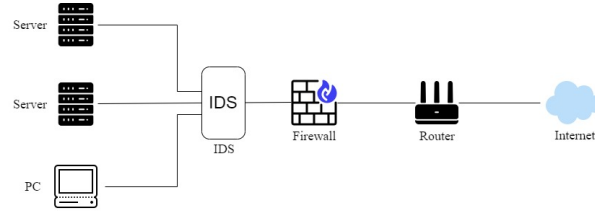


Figure 1: Architecture of Intrusion Detection System (IDS)

administrator or collected centrally using a security information and event management (SIEM) system. IDS emerged as a basic and important tool that looks into network security. Fig. 1 explains the architecture of IDS.

The data packets received from the internet are passed to the processing unit, where the data format is altered to make it compatible with the associated IDS, and the data packets are finally classified as an attack or normalids. Normal data packets are permitted to pass through, while attack data packets are detected as attack types and are stored in the attack database, triggering an alarm and invoking the defensive method Perez del Pino et al. [2010]. A large amount of research is conducted in improving the IDS using Neural Networks. Artificial neural networks have shown to be more advantageous since they need precise, and extensive training, validation, and top-level testing before being deployed to networks to identify fraudulent data and network attacks.

Thus, the main goal of our research is to explore the DoS flooding attack and make a feasible attempt to detect DDoS attacks. This paper presents an overview of the DDoS problem, existing approaches to detect DDoS attacks, and our noble proposal to detect these attacks. Hence, this study suggests a model which is effective and efficient towards detecting DDoS attacks to ensure the safety of the networks.

2 Background Study

A Distributed Denial of Service (DDoS) attack is defined as an occurrence in which a legitimate person or business is denied access to services that they would ordinarily anticipate, such as web, email, or network connectivity. DDoS is essentially a problem of resource overuse. A DoS or DDoS attack is similar to a large crowd of people crowding at a shop's entry door, making it difficult for genuine customers to enter and disrupting the business Lee et al. [2003]. Bandwidth, memory, CPU cycles, file descriptors, and buffers are all examples of resources. The malicious resource is bombarded by attackers using a flood of packets or a single logic packet that can initiate a cascade of activities to drain the restricted resource Junior and Kumar [2014]. In a typical DDoS assault, the assailant takes advantage of a weakness in one computer system and turns it into the DDoS master. The assault master system finds additional susceptible systems and takes control of them by infecting them with malware or circumventing authentication controls by guessing the default password of a commonly used system or device.

From 2000 to 2004 a high frequency of DDoS attacks was faced by every organization. The DDoS attack was first reported by Computer Incident Advisory Capability (CIAC) somewhere around the summer of 1999 Canada. For example, the greatest DDoS assault on a coin exchange was reported on April 4, 2013, at Mt. Gox, a Tokyo-based corporation, where the price of virtual currency was manipulated and produced a fluctuation with unstable pricing. Additionally, the adversary displayed the traders the error pages Fitri [2021] Kitten and Ross. Meanwhile, a new attack on Spamhaus has wreaked havoc on the UK and Swiss-based charity organizations. This is one of the world's largest DDoS cyber-attack, with 300 Gigabits per second of data under threat Tripathi et al. [2013]. Furthermore, At the end of August 2021, Microsoft announced its Azure cloud service mitigated 2.4 terabits per second distributed denial of service assault, the company's greatest DDoS attack to date and the second-largest DDoS attack ever recorded the [2021]. The record-breaking DDoS assault occurred in three short waves over ten minutes, with the first at 2.4 Tbps, the second at 0.55 Tbps, and the third at 1.7 Tbps, according to the Microsoft executive. According to Qrator Labs, the operators of the Meris botnet launched a DDoS attack of 21.8 million requests per second in early September.

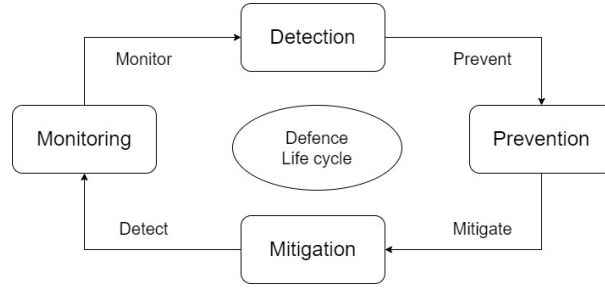


Figure 2: Defence life cycle

Other assaults include Land Attack, Mail Bomb, Ping of Death, Process Table, SSH Process Table, Syslogd, and so on. A DDoS on a protocol does not necessarily involve the characteristic of flooding by massive amounts of traffic. A well-known example would be the TCP SYN attack, which exploits the allocation of a connection context in the server Moore et al. [2006]. To tackle these problems, defence mechanisms come into action. Fig. 2 illustrates, the DDoS defence life-cycle consists of four phases: prevention, monitoring, detection, and mitigation.

In the Prevention phase, to protect services and data from DDoS attacks, suitable security appliances are installed at various locations. In the monitoring phase, tools are used to collect important host or network information to track the system’s execution. In the detection phase, tools are involved in the examination of the systems in use to identify the source of malicious traffic or DDoS attempts Mirkovic et al. [2004] Yu et al. [2014]. Mitigation, the final phase of the defensive life-cycle, involves assessing the severity of the threat and determining the appropriate reaction at the appropriate moment. A response system determines appropriate countermeasures to successfully tackle a DDoS assault or slow down rogue clients during the mitigation phase Chen [2010].

Existing DDoS defensive methods have had little success because they are unable to handle the significant challenge of providing efficient detection, effective reaction. Further, they are accompanied by unacceptable levels of false alarms, and real-time transmission of all packets all at the same time. Large financial losses have been incurred by top corporations throughout the world as a result of poor prevention and detection Alomari et al. [2012]. Prevention involves the implementation of a set of defences, practices, and configurations before any kind of DDoS attack, intending to reduce the impact of such an attack. Table 1 gives information about DDoS Prevention Shameli-Sendi et al. [2015].

Furthermore, DDoS Detection is classified into two main categories, signature-based and behaviour-based. In Signature-based detection, the traffic is compared with the well-defined patterns of DDoS attacks that happened in history. This technique will be ineffective if the communication is encrypted Peng et al. [2007]. And In Behaviour-based detection, is based on defining the standard to network traffic, so that any deviation can be considered malicious. The Behaviour is detected and standardized by

- a. Comparing forward and reverse traffic.

The traffic is measured in both directions (uplink traffic and downlink traffic), it should be proportional, if not it is considered malicious. The drawback of this approach is that stealth attacks based on legitimate traffic cannot be detected Gil and Poletto [2001].

- b. Aggregate traffic behavioural monitoring.

A network node’s incoming or outgoing traffic is separated into multiple traffic aggregates and evaluated for trends. The intended communication should have the same characteristics, such as HTTP, encryption, or a UDP connection Kuzmanovic and Knightly [2003].

- c. Flow traffic behavioural monitoring.

The flow of traffic on the network is monitored, to enable fine-grained control of the behaviour of different flows Bernaille and Teixeira [2007]. The machine learning algorithms are used to learn the normal behaviour of network traffic and then detect abnormal behaviours.

Table 1: Approaches in Prevention of DDoS

Approaches	Description
Over Provisioning	This approach, which is based on preventing an attack on a site by preparing in advance for far more traffic than would be expected during normal operation, was the main prevention mechanism used, although now, with the increasing size of DDoS attacks, this is not sustainable.
Modifying Scheduling Algorithms	The goal of this strategy is to give legal traffic against malicious traffic. This approach incorporates the value of suspicion into its scheduling choice. The arrivals, request arrivals, and workload profiles sessions are used as input for the suspicion assignment method.
QoS and Resource Accounting	The goal of resource accounting is to keep track of resources across protected domains. It is useful in mitigating DDoS assaults since we need assured bandwidth, priority, and QoS during a DDoS attack. These resources are safeguarded by QoS methods like traffic shaping, scheduling, and congestion avoidance, which enforce traffic class priorities and provide fair service to genuine users.

On the other side, different defensive methods against attackers have been created Mirkovic and Reiher [2004] Aljumah [2017] Shameli-Sendi et al. [2015]. Some well known existing DDoS Defence mechanisms are tabulated in Table 2.

3 Existing Related Works and Advancement through the Current Paper

To mitigate DDoS assaults, Hwang and Ku devised a distributed method. Distributed Change-point Detection (DCD) is a mitigation solution that largely minimizes the danger of such attacks. To discover any big or minor differences in network traffic, the researcher recommends utilizing the non-parametric CUSUM (Cumulative Sum) technique. For detection, the researchers also concentrated on the attack’s original source. To prevent the assaults, Siaterlis & Maglaris devised a technique based on single network features. The data was integrated with the traffic created by the experimenters using a data fusion method utilizing Multi-layer Perceptron (MLP), in which the inputs were initialized from different non-active measurements that were accessible on the network.

Joshi, Gupta, and Misra man employed a neural network design concept to discover zombie computers that were feeding DDoS assaults. The fundamental goal of their project was to figure out how the zombie computer and sample entropy were linked. With the aid of a feed-forward neural network, the entire process workflow is based on predictions. Another goal of their study is to use present infrastructure to identify and mitigate such assaults. To prevent DDoS assaults from disrupting network resources and services, Badishi, Yachin, and Keidar Leu and Pai [2009] employed cryptography and authentication. Shi, Stoica, and Anderson suggested a fairly similar strategy, although DDoS assaults are identified using a different technique termed perplexing mechanism.

Hari and Dohi Hari and Dohi [2010] have published a paper on the importance of these protocol assaults. To address this, Badishi et al. Badishi et al. [2007] proposed a suggestion that restarts the protocol. By restarting the communication port number ordering on a regular basis, the sender, and receiver can use a fresh seed of pseudorandom functionality that creates varied port number arrangements. As a result, even if the attacker may launch a directed attack as a result of missing acknowledgement packets, the sender, and receiver can still interact simply by restarting the protocol. This restart is the result of the assumption that the difference in clock timings of two communication parties allocated to identify sender and recipient restart at the same time.

Badishi et al. Badishi et al. [2007] developed a detailed model and research on the subject of DoS to applications (ports) by an attacker who can listen in. Aside from the recommended port hopping protocols, this research will also look at the impact of adversaries’ various techniques of launching blind assaults. The attacker’s goal is to lower the delivery probability or the likelihood that client information will be collected by the server, as much as feasible. The researchers proposed a bottom constraint beyond which the attacker would be unable to diminish the delivery probability. The lower bound is dependent on a port’s ability to receive messages as well as an attacker’s ability to flood messages. Despite the

Table 2: Existing Tools/Defensive mechanisms in defending DDoS

Defence mechanism	Description
Protocol Security	Protocol security mechanisms address the problem of a bad protocol design. For example, many protocols contain operations that are cheap for the client but expensive for the server.
Filtering	Filtering mechanisms use the characterization provided by detection mechanisms to filter out the attack streams completely. Examples include dynamically deployed firewalls.
Resource multiplication	Resource multiplication mechanisms provide an abundance of resources to counter DDoS threats. In this, the system deploys a pool of servers with a load balancer and installs high bandwidth links between itself and upstream routers.
Network security	The victim network's DDoS defence systems shield the network against DDoS assaults and respond to identified attacks by reducing the impact on the victim. Most defensive systems are traditionally positioned at the victim, since it is the one that bears the brunt of the assault.
Disabling IP broadcast	The malicious part of this attack is that the attacker can use a low-bandwidth connection to destroy high bandwidth connections. The number of packets that are sent by the attacker is multiplied by a factor equal to the number of hosts behind the router that reply to the ICMP echo packets.

application's protection mechanism, the results provide critical information about the settings and procedures discussed in this article.

Akilandeswari and Shalinie Senthil Kumar and Shalinie [2012], proposed a Probabilistic Neural Network-Based Attack Traffic taxonomy in order to detect various DDoS attacks. In contrast, the authors mainly focused on distinguishing between Flash Crowd Events from Denial of Service Attacks. Moreover, their work also involved the use of the Bayes decision rule for Bayes interference coupled with Radial Basis Function Neural Network (RBFNN) for precisely classifying the DDoS attack traffic and the legitimate traffic. To identify assaults, Liu, Gu, et al. developed a method called Learning Vector Quantization (LVQ) neural networks. The approach is a sort of quantization called supervision, and it may be used for things like pattern recognition, data compression, and multi-class classifications. In addition, the inputs to neural networks were provided as data sets in the form of numerical computations.

According to Vellalacheruvu and Kumar Vellalacheruvu and Kumar [2011], CP SYN flood is a typical DDoS assault, and contemporary operating systems provide a defence mechanism against this attack, which might impact web application performance and user connectivity. The performance of the TCP SYN attack defence that comes with Microsoft Windows Server 2003 is examined in this study. It has been discovered that the server's SYN attack security is only efficient at preventing attacks at low loads of SYN attack traffic and is insufficient to defend bigger magnitudes of SYN attack traffic. The study's units of findings can help network operators assess the protection mechanism existing in millions of Windows servers 2003 in defending the most common DDoS assault, known as the TCP SYN attack, and subsequently enhance their network security through other ways.

A group of authors sno man proposed a packet-marking and entropy system in which each packet is tagged on each router participating in communication to track the packet's origination. However, some writers presented a number of approaches that leveraged ANN or infrastructure to protect against DDoS assaults, while others detected the source of the attack. None of them, on the other hand, mentioned any unknown or zero-day threats classified as high or low risk. As a result, our primary goal is to identify unknown DDoS attempts.

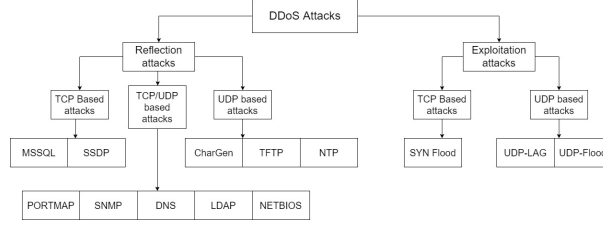


Figure 3: The distribution of DoS and DDoS attacks inside the CICDDoS2019 dataset.

4 DDoSDet: The Proposed Method

4.1 Preparation Of Dataset

One of the broadest difficulties for ML/DL interruption recognition approaches is the accessibility of the datasets. The primary justification behind the absence of datasets in the interruption discovery area gets back to protection and unlawful issues. The organization traffic contains extremely delicate data, where the accessibility of such data can uncover clients and business insider facts, or even the individual correspondence. To cover the past hole, numerous specialists re-enact their own information to stay away from any touchy worries. Anyway, in these circumstances, the majority of the datasets produced are not extensive, and the column tests considered are not adequate to cover the application practices. The most well known public datasets, which have been utilized widely for interruption location are KDDCUP99 Parekh et al. [2018], NSL-KDD Tavallae et al. [2009], Kyoto 2006+ art, ISCX2012 Shiravi et al. [2012], and CICIDS2017 Sharafaldin et al. [2018]. More insights concerning different datasets utilized for interruption space can be found in Ring et al. [2019].

In this paper, we assess our proposed classifier utilizing the new delivered CICDDoS2019 dataset Sharafaldin et al. [2019]. The dataset contains a lot of various DDoS assaults that can be helped out through application layer conventions utilizing TCP/UDP. The scientific categorization of assaults in the dataset is acted as far as abuse based and reflection-based assaults. The dataset was gathered in two separate days for preparing and testing assessment. The preparation set was caught on January twelfth, 2019, and contains 12 various types of DDoS assaults, each assault-type in an isolated PCAP document.

The assault types in the preparation day incorporate UDP, SNMP, NetBIOS, LDAP, TFTP, NTP, SYN, WebDDoS, MSSQL, UDP-Lag, DNS, and SSDP DDoS based assaults. The testing information was made on March eleventh, 2019, and contains 7 DDoS assaults SYN, MSSQL, UDP-Lag, LDAP, UDP, PortScan, and NetBIOS. The dispersion of the various assaults in the dataset is displayed in Fig. 3. The PortScan assault in the testing set is absent in the preparation information for the natural assessment of the location framework. The dataset contains in excess of 80 streams includes and was extricated utilizing CICFlowMeter apparatuses Habibi Lashkari et al. [2016]. The CICDDoS2019 dataset is accessible on the site of the Canadian Institute for Cybersecurity in both PCAP record and stream design-based. We prepared the data to be suitable for the training model directly. CICDDoS2019 dataset is available in a flow-based format, where more than 80 features are extracted using CICFlowMeter.

4.2 Network Architecture

In the present era, Artificial Neural Networks (ANN) have gained a lot of popularity regarding their usage in real life. Artificial neural networks are used in Speech recognition. To ease the communication barrier, a simple solution could be, communication in a spoken language that is possible for the machine to understand with the help of ANN. This is mainly used in Virtual Assistants like Siri, Alexa and Google. Human Facial Recognition is one of the biometric approaches for identifying a certain face. Because of this, the classification of "non-face" pictures had become a common task. However, if a neural network is sufficiently trained, we can use it very efficiently. We have done the same for detecting DDoS attacks by using the CICDDoS2019 dataset.

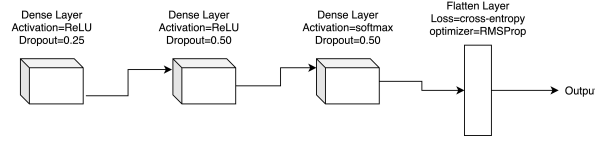


Figure 4: Representation of Network Architecture.

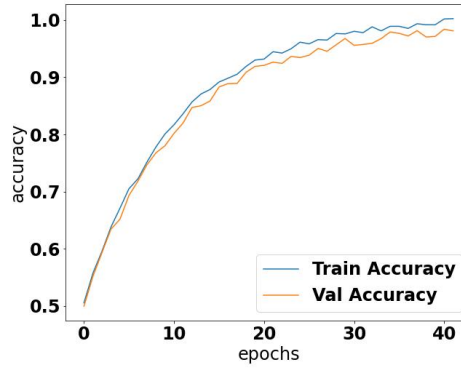


Figure 5: Epochs vs Accuracy.

Fig. 4 presents the detailed network architecture. The base network of the model has input dimensions that equal the features of the dataset. This dense layer is processed by dropout of 0.25 with ReLU activation function, fed to a similar stack of 3 layers and compiled with categorical cross-entropy loss with "RMSProp" optimizer. The shape of every dense layer is 64 with the last flattened layer consisting of 2 outputs. The total trainable parameters of this sequential model are 9730.

5 Results

Our model achieved better results using a smaller value of dropout with a ReLU activation function for every layer. It can be observed that the model achieved overall accuracy up to 99.7%, which was trained for 40 epochs. Furthermore, we changed the number of hidden layers, iteration, number of channels per hidden layer, and the activation function for each. The best performance is achieved when we used three hidden layers. When the number of hidden layers is increased, the model accuracy remains constant, but the training increases considerably. Therefore, we use three layers in our proposed framework. As a result, the three layers are more convincing to give reasonable results. Table 3 represents the performance evaluation of the proposed model with other classical ML algorithms. Our proposed approach performs best, as compared to the other bench marking algorithms.

The performance of the classification methods not only depends on the used technique, but also on the manner in which training and testing data is partitioned. We used samples from each attack type to obtain a balanced dataset with respect to different types of attacks. In our case, the total number of samples for training and validation sets are 271479 and 53880, respectively. To get a realistic detection rate, we used attack records in the testing set that are not represented in

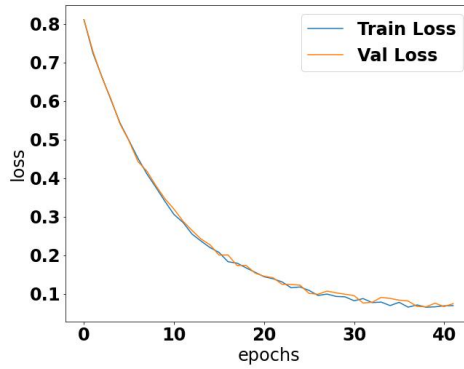


Figure 6: Epochs vs Loss.

Table 3: Comparison of our model with existing algorithms

Techniques	Precision	Recall	F-score	Accuracy(%)
	Attack & Benign	Attack & Benign	Attack & Benign	
NB	1.00, 0.53	0.17, 1.00	0.29, 0.69	57
DT	0.70, 0.98	0.99, 0.54	0.82, 0.70	77
Booster	0.76, 0.99	0.99, 0.67	0.86, 0.80	84
RF	1.00, 0.78	0.74, 1.00	0.85, 0.88	86
SVM	0.99, 0.88	0.88, 0.99	0.93, 0.93	93
LR	0.93, 0.99	0.99, 0.91	0.96, 0.95	95
DDoSDet	0.97, 0.98	0.99, 0.99	0.98, 0.99	99

the training phase. The total number of records in the testing set is 28000 samples. Fig. 5 and 6 represent the epochs vs accuracy and epochs vs loss respectively.

6 Conclusion

Network virtualization prompts new dangers and new exploitable assaults than the ones previously existed in the conventional organization. The DDoS assault class is viewed as one of the most forceful assault types lately, causing a basic effect all in all network frameworks. In this paper, we proposed a model DDoSDet that depends on neural networks for the detection of DDoS assaults against SDN organizations. We utilized the new delivered CICDDoS2019 dataset for preparing and assessment of our proposed model. The dataset contains far-reaching and latest DDoS sorts of assaults. The assessment of our model showed that DDoSDet gives the most elevated assessment measurements as far as recall, precision, F-score, and accuracy contrasted with the current notable old-style machine learning methods.

Acknowledgments

This research is carried in the Artificial Intelligence and Robotics (AIR) Research Centre, VIT-AP University. We also thank the management for motivating and supporting AIR Research Centre, VIT-AP University in building this project.

References

Tariq Ahamad and Abdullah Aljumah. Detection and defense mechanism against ddos in manet. *Indian Journal of Science and Technology*, 8, 12 2015. doi:10.17485/ijst/2015/v8i33/80152.

URL https://www.cisco.com/c/en_in/products/security/what-is-cybersecurity.html.

URL <https://www.paloaltonetworks.com/cyberpedia/what-is-a-denial-of-service-attack-dos>.

Abdulaziz Aldaej and Tariq Ahamad. Aadv (aggrandized ad hoc on demand vector): A detection and prevention technique for manets. *International Journal of Advanced Computer Science and Applications*, 7, 10 2016. doi:10.14569/IJACSA.2016.071018.

URL <https://www.techtarget.com/searchsecurity/definition/intrusion-detection-system>.

Miguel Angel Perez del Pino, P. Baez, P. Lopez, and Carmen Suarez Araujo. Towards self-organizing maps based computational intelligent system for denial of service attacks detection. pages 151 – 157, 06 2010. doi:10.1109/INES.2010.5483858.

Cheo-Iho Lee, Kyung Hee Choi, Gi Hyun Jung, and Sang Guk Noh. An analysis of network traffic on ddos attacks against web servers. *The KIPS Transactions:PartC*, 10C, 06 2003. doi:10.3745/KIPSTC.2003.10C.3.253.

Rodolfo Junior and Sanjeev Kumar. Apple’s lion vs microsoft’s windows 7: Comparing built-in protection against icmp flood attacks. *Journal of Information Security*, 05:123–135, 01 2014. doi:10.4236/jis.2014.53012.

Bell Canada. Bell blog. URL <https://blog.bell.ca/costs-and-consequences-of-a-distributed-denial-of->

Afiq Fitri. Navigating the horizon of business technology, Mar 2021. URL <http://www.cbronline.com/news/security/internet-slows-d>.

Tracy Kitten and Ron Ross. 2 more banks are ddos victims. URL <https://www.bankinfosecurity.com/2-more-banks-are-ddos-victims-a-5298>.

Shweta Tripathi, B B Gupta, Dr.Ammar Almomani, Anupama Mishra, and Suresh Veluru. Hadoop based defense solution to handle distributed denial of service (ddos) attacks. *Journal of Information Security*, 04:150–164, 01 2013. doi:10.4236/jis.2013.43018.

Microsoft said it mitigated a 2.4 tbps ddos attack, Oct 2021.

David Moore, Colleen Shannon, Douglas Brown, Geoffrey Voelker, and Stefan Savage. Inferring internet denial-of-service activity. *ACM Trans. Comput. Syst.*, 24:115–139, 05 2006. doi:10.1145/1132026.1132027.

Jelena Mirkovic, Sven Dietrich, David Dittrich, and Peter Reiher. *Internet Denial of Service: Attack and Defense Mechanisms (Radia Perlman Computer Networking and Security Book Series)*. 12 2004. ISBN 0131475738.

Shui Yu, Yonghong Tian, Song Guo, and Dapeng Wu. Can we beat ddos attacks in clouds? *IEEE Transactions on Parallel and Distributed Systems*, 25, 09 2014. doi:10.1109/TPDS.2013.181.

P.M. Chen. *Acm transactions on computer systems: Editorial*. 28, 03 2010. doi:10.1145/1731060.1731061.

Esraa Alomari, Selvakumar Manickam, B B Gupta, Shankar Karuppayah, and Rafeef Alfaris. Botnet-based distributed denial of service (ddos) attacks on web servers: Classification and art. *International Journal of Computer Applications*, 49, 08 2012. doi:10.5120/7640-0724.

Alireza Shameli-Sendi, Makan Pourzandi, Mohamed Fekih-Ahmed, and Mohamed Cheriet. Taxonomy of distributed denial of service mitigation approaches for cloud computing. *Journal of Network and Computer Applications*, 58, 10 2015. doi:10.1016/j.jnca.2015.09.005.

Tao Peng, Christopher Leckie, and Kotagiri Ramamohanarao. Survey of network-based defense mechanisms countering the dos and ddos problems. *ACM Comput. Surv.*, 39, 04 2007. doi:10.1145/1216370.1216373.

Thomer Gil and Massimiliano Poletto. Multops: A data-structure for bandwidth attack detection. 06 2001.

Aleksandar Kuzmanovic and Edward Knightly. Low-rate tcp-targeted denial of service attacks: the shrew vs. the mice and elephants. pages 75–86, 10 2003. doi:10.1145/863955.863966.

Laurent Bernaille and Renata Teixeira. Early recognition of encrypted applications. pages 165–175, 04 2007. ISBN 978-3-540-71616-7. doi:10.1007/978-3-540-71617-4_17.

Jelena Mirkovic and Peter Reiher. A taxonomy of ddos attack and ddos defense mechanisms. *ACM SIGCOMM Computer Communication Review*, 34, 05 2004. doi:10.1145/997150.997156.

Abdullah Aljumah. Detection of distributed denial of service attacks using artificial neural networks. *International Journal of Advanced Computer Science and Applications*, 8, 01 2017. doi:10.14569/IJACSA.2017.080841.

Iptables. URL <http://ipset.netfilter.org/iptables.man.html>.

Fang-Yie Leu and Chia-Chi Pai. Detecting dos and ddos attacks using chi-square. In *2009 Fifth International Conference on Information Assurance and Security*, volume 2, pages 255–258, 2009. doi:10.1109/IAS.2009.292.

Kousabourou Hari and Tadashi Dohi. Sensitivity analysis of random port hopping. In *2010 7th International Conference on Ubiquitous Intelligence Computing and 7th International Conference on Autonomic Trusted Computing*, pages 316–321, 2010. doi:10.1109/UIC-ATC.2010.69.

- Gal Badishi, Amir Herzberg, and Idit Keidar. Keeping denial-of-service attackers in the dark. *Dependable and Secure Computing, IEEE Transactions on*, 4:191–204, 08 2007. doi:10.1109/TDSC.2007.70209.
- V. Akilandeswari Senthil Kumar and S. Shalinie. Probabilistic neural network based attack traffic classification. 12 2012. doi:10.1109/ICoAC.2012.6416848.
- Hari Vellalacheruvu and Sanjeev Kumar. Effectiveness of built-in security protection of microsoft’s windows server 2003 against tcp syn based ddos attacks. *J. Information Security*, 2:131–138, 01 2011. doi:10.4236/jis.2011.23013.
- Ai. URL <http://snort-ai.sourceforge.net/index.php>.
- Meet Parekh, Vaibhav Savla, Rudra Mishra, and Mahesh Shirole. Benchmarking datasets for anomaly-based network intrusion detection: Kdd cup 99 alternatives, 10 2018.
- Mahbod Tavallaee, Ebrahim Bagheri, Wei Lu, and Ali A. Ghorbani. A detailed analysis of the kdd cup 99 data set. In *2009 IEEE Symposium on Computational Intelligence for Security and Defense Applications*, pages 1–6, 2009. doi:10.1109/CISDA.2009.5356528.
- Description of kyoto university benchmark data - takakura.com. URL https://www.takakura.com/Kyoto_data/BenchmarkData-Description-v5.pdf.
- Ali Shiravi, Hadi Shiravi, Mahbod Tavallaee, and Ali Ghorbani. Toward developing a systematic approach to generate benchmark datasets for intrusion detection. *Computers & Security*, 31:357–374, 05 2012. doi:10.1016/j.cose.2011.12.012.
- Iman Sharafaldin, Arash Habibi Lashkari, and Ali Ghorbani. Toward generating a new intrusion detection dataset and intrusion traffic characterization. pages 108–116, 01 2018. doi:10.5220/0006639801080116.
- Markus Ring, Sarah Wunderlich, Deniz Scheuring, Dieter Landes, and Andreas Hotho. A survey of network-based intrusion detection data sets. *Computers & Security*, 86, 06 2019. doi:10.1016/j.cose.2019.06.005.
- Iman Sharafaldin, Arash Habibi Lashkari, Saqib Hakak, and Ali Ghorbani. Developing realistic distributed denial of service (ddos) attack dataset and taxonomy. pages 1–8, 10 2019. doi:10.1109/CCST.2019.8888419.
- Arash Habibi Lashkari, Gerard Draper Gil, Mohammad Mamun, and Ali Ghorbani. Characterization of encrypted and vpn traffic using time-related features. 02 2016. doi:10.5220/0005740704070414.