

Recursive Binding for Similarity-Preserving Hypervector Representations of Sequences

Dmitri A. Rachkovskij
*International Research and
 Training Center for Information
 Technologies and Systems*
 Kiev, Ukraine

Denis Kleyko
UC Berkeley
 Berkeley, USA
Research Institutes of Sweden
 Kista, Sweden

Abstract—Hyperdimensional computing (HDC), also known as vector symbolic architectures (VSA), is a computing framework used within artificial intelligence and cognitive computing that operates with distributed vector representations of large fixed dimensionality. A critical step for designing the HDC/VSA solutions is to obtain such representations from the input data. Here, we focus on sequences and propose their transformation to distributed representations that both preserve the similarity of identical sequence elements at nearby positions and are equivariant to the sequence shift. These properties are enabled by forming representations of sequence positions using recursive binding and superposition operations. The proposed transformation was experimentally investigated with symbolic strings used for modeling human perception of word similarity. The obtained results are on a par with more sophisticated approaches from the literature. The proposed transformation was designed for the HDC/VSA model known as Fourier Holographic Reduced Representations. However, it can be adapted to some other HDC/VSA models.

Index Terms—hyperdimensional computing, vector symbolic architectures, distributed representation, hypervector, data structures, sequence representation, similarity preserving transformation, shift equivariance, recursive binding

I. INTRODUCTION

Both symbolic and connectionist approaches to Artificial Intelligence have their own advantages. Hyperdimensional computing (HDC [1]), also known as Vector-Symbolic Architectures (VSA [2]) tries to combine the advantages of symbolic structured data representations and connectionist distributed vector representations. There is number of applications at the intersection of electrical engineering, machine learning, and cognitive computing, where HDC/VSA have demonstrated to be a promising approach (see, e.g., [3]–[13]).

In HDC/VSA, distributed vector representations of large fixed dimension, the so-called hypervectors (used with the abbreviation HV interchangeably below), are the main representational unit. The typical requirement is to form HVs in a similarity-preserving fashion. This is important in many settings, e.g., when solving classification problems or performing similarity search. Therefore, design of similarity-preserving

transformations of various types of data into HVs has been studied in numerous works, e.g., [14]–[20].

Sequences are a particularly common type of data. Naturally, there are numerous applications that work with sequential data representation, including but not limited to natural language processing, acoustical and handwriting recognition, bioinformatics, and information retrieval (e.g., [21]–[26] and references therein). These applications rely on measuring similarity of different sequences. The advantage of forming similarity-preserving HVs of sequences is that such representations can possibly be used with a plethora of methods from statistical learning, linear algebra, and computer science that were developed specifically for vectors.

However, most of the known techniques for transforming sequences into HVs are inadequate if the representation should simultaneously preserve similarity of the same elements at nearby positions and be equivariant to the sequence shift. In order to address this limitation, we make a proposal for a transformation satisfying both of the requirements. Our methods are based on the recursive application of a binding operation to represent the order of sequence elements and were developed for the HDC/VSA model of Fourier Holographic Reduced Representations (FHRR) [27]. The proposed methods can be adapted for other HDC/VSA models that use multiplicative and recursive binding operation (see [6], [12]).

The main contributions of this paper are as follows:

- Recursive role binding-based hypervector representation of sequences that is shift-equivariant and preserves the similarity of sequences with the same elements at nearby positions;
- Similarity measures for sequences based on hypervectors;
- Experimental study of the proposed hypervector representations of sequences and similarity measures in two benchmarks from the area of modeling human perception of word similarity [28]–[30].

II. BACKGROUND

A. Hyperdimensional Computing/Vector Symbolic Architectures

Here, we provide a brief summary of HDC/VSA (for a comprehensive survey, please advise [12], [13]). There are various HDC/VSA models. One of the main differences

The work of DK was supported by the European Union's Horizon 2020 Programme under the Marie Skłodowska-Curie Individual Fellowship Grant (839179). The work of DK was also supported in part by AFOSR FA9550-19-1-0241 and Intel's THWAI program.

between these models is the format of hypervector components. Examples are real numbers from the Gaussian distribution (the HRR [27] and the MBAT [31] models), complex numbers (the FHRR model [27]), or binary values from 0,1 (the BSC [32], SBDR [33], [34], and SBC [35], [36] models).

Random i.i.d. HVs are called atomic as they are used as the elementary building block of representation. This paper uses the FHRR model. In FHRR, dense complex HVs are used. In particular, in the atomic HVs, each component has the unit magnitude and phase chosen at random. Data HVs are formed from the atomic HVs of the data elements, usually without changing the HV dimension. For example, for elements-symbols, their HVs are random atomic of high dimension D , commonly $D > 1000$.

The atomic HVs are combined using some combination of the key HDC/VSA operations: superposition and binding. The superposition a.k.a bundling operation (denoted as $+$) is implemented via component-wise addition. It is commonly used to represent a set (e.g., a set of symbols). The superposition operation does not preserve information about the grouping or order of the elements, but the result of superposition is similar to the HVs that are superimposed.

The multiplicative binding operation (denoted as \odot) is implemented via component-wise multiplication. The binding operation is important for representing order or grouping information. For example, when representing a sequence, the HV of its symbol at some position (“filler”) is bound to the position’s HV (“role”). Thus, the result of the binding operation is an HV containing information about role and filler HVs used for the binding operation. However, in FHRR the result of the binding operation will be dissimilar to both role and filler HVs. Also, for the bound HVs to be similar, their role HVs should be similar to each other, and the filler HVs should be similar as well. The binding operation distributes over the superposition operation. It is worth pointing out that binding can also be implemented by permutations, but we do not exploit permutations in the transformation proposed in this work.

The binding and superposition operations can be used to represent a sequence in HV, e.g., as follows. Given a sequence instance such as a symbolic string, one first forms the bindings of its symbols’ HVs with the HVs of their corresponding positions. These bindings are then superimposed into a single HV representing the whole sequence. We discuss some of the varieties of the schemes for representing sequences in section V-A. Finally, the similarity between HVs should be measured using some quantitative measure. The similarity measures used in this paper are introduced below.

B. Equivariance of hypervector representations

Let x be an object (input), F be a function performing a representation, $F(x)$ be the result of x representation. F is equivariant with respect to transformations T , S if [37]: $F(S(x)) = T(F(x))$. Transformations T and S can be different. The advantages of equivariant representations are considered, e.g., in [37] and [38]. For example, the system need not to represent each input datum if it is transformed in

some way and its transformed representation can be obtained from the available one. In the context of brain studies, this can be considered as mental transformation or mental imagery [39], [40].

We consider hypervector representations of sequences. Sequences can be transformed using shift operations. Let us represent the sequence x as an HV by applying some function (algorithm) $F(x)$. Then shift x to another position, denote this transformation by $S(x)$. The HV of the shifted sequence is obtained as $F(S(x))$. The representation function F , that is equivariant with respect to $S(x)$, must ensure $F(S(x)) = T(F(x))$, where T is some transformation of the HV $F(x)$. In other words, the HV of the shifted sequence can be obtained not only by transforming this sequence into an HV, but also by some transformation of the HV of the unshifted sequence.

In this paper, we consider sequences of symbols from a finite alphabet. Denote as x_i the symbol (sequence element) x at position i . For instance, a_0 denotes a at the beginning of the string (at the initial position), a_{-1} is the same symbol shifted one position to the left, b_3 is the symbol b shifted 3 positions to the right, and so on. If a symbol is specified without an index, it is assumed to be at the initial position: $x \equiv x_0$.

We denote by $x_i y_j \dots z_k$ the sequence of symbols x, y, \dots, z that are located at positions i, j, \dots, k , respectively (e.g., $b_3 c_1 a_4 a_{-3}$). A symbolic string (symbols at consecutive positions) is denoted as $x_i y_{i+1} \dots z_{i+k} \equiv xy \dots zi$, e.g., $c_1 b_2 c_3 a_4 \equiv cbca_1 \equiv (cbca)_1$. A string without an index is at its initial position, e.g., $cbca \equiv cbca_0 \equiv c_0 b_1 c_2 a_3$.

HVs corresponding to symbols/sequences will be denoted by the corresponding bold letters. For example, $F(a_0) = \mathbf{a}_0$; $F(cbca_0) = \mathbf{cbca}_0$; $F(cbca_s) = \mathbf{cbca}_s$. We denote the shift of symbols by s positions by S_s : $S_1(a_0) = a_1$, $S_{-1}(abc) = S_{-1}(abc_0) = abc_{-1} \equiv a_{-1} b_0 c_1$. Let T_s denote the HV transform corresponding to S_s . To ensure equivariance, the following must be true: $F(S_s(x)) = T_s(F(x)) = \mathbf{x}_s$ (x is a symbol or sequence). For instance, $F(S_1(a_0)) = \mathbf{a}_1 = T_1(F(a_0))$, $F(S_2(abc_0)) = T_2(F(abc_0)) = \mathbf{abc}_2$, $F(S_{-2}(abc_4)) = T_{-2}(F(abc_4)) = \mathbf{abc}_2$, etc. Some of the existing approaches to the hypervector representations of sequences that are shift-equivariant are considered in section V-A.

III. THE PROPOSED TRANSFORMATION

To preserve both the equivariance of HV representations of sequences with respect to the shift and the similarity of the sequence HVs having the same symbols at nearby positions, we propose to form the HVs of positions as compositional HVs of a specific structure, using the application of recursive binding and superposition.

A. Hypervector representation of symbols

Let us generate a random (“atomic”) HV \mathbf{pos} to be used for the representations of positions. To represent the symbol a , we will form its HV \mathbf{a} as follows. First, we generate another atomic HV $\mathbf{e}_{a0} \equiv \mathbf{e}_a$. Let us form other atomic HVs as:

$$\mathbf{e}_{ai} = \mathbf{pos} \odot \mathbf{e}_{ai-1} = \mathbf{pos}^i \odot \mathbf{e}_a \quad (1)$$

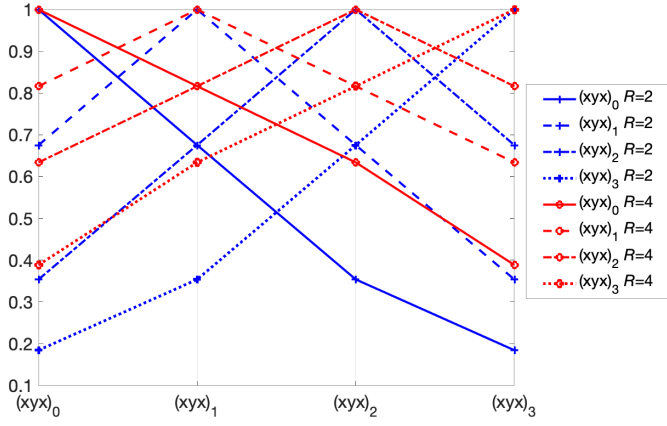


Fig. 1: The HV similarity $\text{sim}_{\text{HV},\cos}$ values of the string xyx with itself at various positions, $D = 10000$.

Note that for $i < 0$, $\text{pos}^i = \overline{\text{pos}}^{|i|}$ (complex conjugate). Next, we obtain the HV of the symbol a at position i (that is, $\mathbf{a}_i = F(a_i)$) for a given value of the “similarity radius” $R \geq 1$:

$$\begin{aligned} \mathbf{a}_i &= \mathbf{e}_{ai} + \mathbf{e}_{ai+1} + \dots + \mathbf{e}_{ai+R-1} = \\ \text{pos}^i \odot \mathbf{e}_a + \text{pos}^{i+1} \odot \mathbf{e}_a + \dots + \text{pos}^{i+R-1} \odot \mathbf{e}_a &= (2) \\ \mathbf{e}_a \odot (\text{pos}^i + \text{pos}^{i+1} + \dots + \text{pos}^{i+R-1}). \end{aligned}$$

1) *Equivariance*: For such an HV representation, the equivariance with respect to the symbol shift is satisfied if an appropriate recursive binding is used as the HV transformation T . Indeed,

$$\begin{aligned} T_j(F(a_i)) &= \text{pos}^j \odot \mathbf{a}_i = \\ \mathbf{e}_a \odot \text{pos}^j \odot (\text{pos}^i + \text{pos}^{i+1} + \dots + \text{pos}^{i+R-1}) &= \\ \mathbf{e}_a \odot (\text{pos}^{i+j} + \text{pos}^{i+j+1} + \dots + \text{pos}^{i+j+R-1}) &= (3) \\ \mathbf{e}_{ai+j} + \mathbf{e}_{ai+j+1} + \dots + \mathbf{e}_{ai+j+R-1} = \\ \mathbf{a}_{i+j} = F(a_{i+j}) = F(S_j(a_i)). \end{aligned}$$

2) *Similarity*: Let us consider HVs: $\mathbf{a}_i = \mathbf{e}_{ai} + \mathbf{e}_{ai+1} + \dots + \mathbf{e}_{ai+R-1}$ and $\mathbf{a}_{i+j} = \mathbf{e}_{ai+j} + \mathbf{e}_{ai+j+1} + \dots + \mathbf{e}_{ai+j+R-1}$. For $|j| < R$, \mathbf{a}_i and \mathbf{a}_{i+j} have $R - |j|$ coinciding atomic HVs. For example, for $j > 0$ these are atomic HVs with indices from $i + j$ to $i + R - 1$ (the last atomic HVs from \mathbf{a}_i and the first atomic HVs from \mathbf{a}_{i+j} ; for $j < 0$, the opposite is true). For $|j| \geq R$, \mathbf{a}_i and \mathbf{a}_{i+j} have no coinciding atomic HVs. This is reflected in the value of the similarity measure between \mathbf{a}_i and \mathbf{a}_{i+j} when it is calculated based on the dot product [41].

B. Hypervector representation and similarity of sequences

HVs of various symbols at their positions are formed by the method of section III-A from their randomly generated atomic HVs, using the same pos . A symbol sequence HV is formed from the symbol HVs using the binding and superposition operations: $\mathbf{x}_i \mathbf{y}_j \dots \mathbf{z}_k = F(x_i y_j \dots z_k) = \text{pos}^i \odot \mathbf{x}_0 + \dots + \text{pos}^k \odot \mathbf{z}_0$. The properties of equivariance and preservation of similarity for HVs of symbol sequences can be obtained in the same manner as in section III-A. This is achieved due

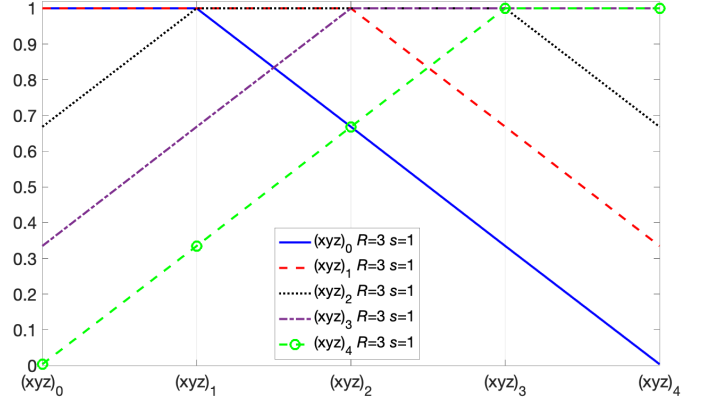


Fig. 2: The values of $\text{sim}_{\text{HV},\cos}$ between the HV representation of the string xyz at different positions, taking into account the shift; $D = 10000$.

to the distributive property of multiplicative binding over the superposition operation.

1) *Hypervector similarity of strings without shift*: We calculate hypervector similarity using similarity measures of complex-valued vectors. Denote $\mathbf{x} = F(x)$ the HV of x obtained by the method proposed above for some specified R . The similarities can be obtained with, e.g., the following measures. The cosine similarity:

$$\text{sim}_{\text{HV},\cos} = \Re(\langle \mathbf{x}, \mathbf{y} \rangle) / \sqrt{\langle \mathbf{x}, \mathbf{x} \rangle \langle \mathbf{y}, \mathbf{y} \rangle}, \quad (4)$$

where $\langle \cdot, \cdot \rangle$ is the complex dot product and $\Re(\cdot)$ denotes its real part. Jaccard:

$$\text{sim}_{\text{HV},\text{Jac}} = \Re(\langle \mathbf{x}, \mathbf{y} \rangle) / (\langle \mathbf{x}, \mathbf{x} \rangle + \langle \mathbf{y}, \mathbf{y} \rangle - \Re(\langle \mathbf{x}, \mathbf{y} \rangle)). \quad (5)$$

Simpson:

$$\text{sim}_{\text{HV},\text{Simp}} = \Re(\langle \mathbf{x}, \mathbf{y} \rangle) / \min(\langle \mathbf{x}, \mathbf{x} \rangle, \langle \mathbf{y}, \mathbf{y} \rangle). \quad (6)$$

Examples of HV similarity characteristics for a string at different positions are shown in Fig. 1.

2) *Hypervector similarity of strings with the shift*: Strings might have identical substrings outside R . For instance, for $dddabc_0$ and abc_0 , the value of sim_{HV} is close to zero for $R \geq 3$. However, if abc_0 is shifted to abc_3 , the string abc_3 will match the substring of $dddabc_0$. Let us take into account such cases by calculating the similarity as the maximum value of sim_{HV} for various shifts of one of the sequences:

$$\begin{aligned} \text{sim}_{\text{HV},s}(\mathbf{x}, \mathbf{y}) &= \max_s \text{sim}_{\text{HV}}(S_s(x), y) = \\ \max_s \text{sim}_{\text{HV}}(F(S_s(x)), F(y)) &= (7) \\ \max_s \text{sim}_{\text{HV}}(T_s(F(x)), F(y)) &= \max_s \text{sim}_{\text{HV}}(T_s(\mathbf{x}), \mathbf{y}). \end{aligned}$$

Unless stated otherwise, we assume that the numeric value s specifies the set of shifts from $-s$ to s in steps of 1. For example, if $s = 1$ then $\text{sim}_{\text{HV},s}(x, y)$ is the max value of $\text{sim}_{\text{HV},s}(S_s(x), y)$ obtained with the shifts $\{-1, 0, 1\}$ of the sequence x . Shift equivariance permits obtaining the HVs of shifted sequences by binding with pos^s the sequence HV obtained at the initial position. Examples of the string HV similarity (7) characteristics are shown in Fig. 2.

TABLE I: The similarities of different word pairs and satisfaction of similarity requirements (columns “?”) by various models. In [42], $Ed = 1 - \text{dist}_{\text{Lev}}(x, y) / (|x| + |y|)$ and “C” denotes FHRR with similarity-preserving roles. The columns without references contain our results reported for the cosine similarity. If s is absent, it means $s = 0$. Please also see the main text for other abbreviations and details.

[28]					BSC [28]					[42]	[43]	nodb			db	HV nodb		HV db		HV $s = 2$ no db						HV $s = 2$ db										
Constraint	Prime	Target	Cond	Criteria	Slot	?	COB	?	UOB	?	LCD	?	?C	?Ed	TR	?	-Lev	?	-Lev	?	$R = 1$?	$R = 1$?	$R = 1$?	$R = 2$?	$R = 3$?	$R = 1$?	$R = 2$?	$R = 3$?
Stability	12345	12345	(1)	> 0.95	1.00	Y	1.00	Y	1.00	Y	1.00	Y	Y	Y	1.0	Y	0	Y	0	Y	1.00	Y	1.00	Y	1.00	Y	1.00	Y	1.00	Y	1.00	Y	1.00	Y	1.00	Y
	1245	12345	(2)	$< (1)$	0.28	Y	0.6	Y	0.62	Y	0.53	Y	Y	Y	0.8	Y	-1	Y	-1	Y	0.45	Y	0.62	Y	0.45	Y	0.67	Y	0.75	Y	0.62	Y	0.77	Y	0.84	Y
	123345	12345	(3)	$< (1)$	0.36	Y	0.7	Y	0.79	Y	0.45	Y	Y	Y	0.9	Y	-1	Y	-1	Y	0.55	Y	0.67	Y	0.55	Y	0.76	Y	0.83	Y	0.67	Y	0.80	Y	0.87	Y
	123d45	12345	(4)	$< (1)$	0.36	Y	0.7	Y	0.73	Y	0.51	Y	Y	Y	0.8	Y	-1	Y	-1	Y	0.55	Y	0.67	Y	0.55	Y	0.73	Y	0.79	Y	0.67	Y	0.79	Y	0.85	Y
	12dd5	12345	(5)	$< (1)$	0.43	Y	0.4	Y	0.45	Y	0.37	Y	Y	Y	0.4	Y	-2	Y	-2	Y	0.60	Y	0.71	Y	0.60	Y	0.55	Y	0.53	Y	0.71	Y	0.74	Y	0.74	Y
	1d345	12345	(6)	$< (1)$	0.76	Y	0.8	Y	0.79	Y	0.78	Y	Y	Y	0.6	Y	-1	Y	-1	Y	0.80	Y	0.86	Y	0.80	Y	0.80	Y	0.80	Y	0.86	Y	0.89	Y	0.90	Y
	12d456	123456	(7)	$< (1)$	0.83	Y	0.8	Y	0.85	Y	0.80	Y	Y	Y	0.7	Y	-1	Y	-1	Y	0.83	Y	0.87	Y	0.83	Y	0.83	Y	0.83	Y	0.87	Y	0.90	Y	0.91	Y
	12d4d6	123456	(8)	$< (7)$	0.67	Y	0.8	Y	0.75	Y	0.70	Y	Y	Y	0.4	Y	-2	Y	-2	Y	0.67	Y	0.75	Y	0.67	Y	0.67	Y	0.63	Y	0.75	Y	0.80	Y	0.79	Y
Edge	d2345	12345	(9)	$< (10)$	0.62	N	0.7	N	0.49	Y	0.56	Y	N	N	0.5	Y	-1	N	-2	Y	0.80	N	0.71	Y	0.80	N	0.80	N	0.80	N	0.71	Y	0.67	Y	0.65	Y
	12d45	12345	(10)	$< (1)$	0.62	Y	0.6	Y	0.62	Y	0.63	Y	N	N	0.7	Y	-1	Y	-1	Y	0.80	Y	0.86	Y	0.80	Y	0.80	Y	0.80	Y	0.86	Y	0.89	Y	0.90	Y
	1234d	12345	(11)	$< (10)$	0.62	N	0.7	N	0.53	Y	0.56	Y	N	N	0.5	Y	-1	N	-2	Y	0.80	N	0.72	Y	0.80	N	0.80	N	0.80	N	0.72	Y	0.67	Y	0.65	Y
TL local	12435	12345	(12)	$> (5)$	0.62	Y	0.8	Y	0.82	Y	0.79	Y	Y	Y	0.7	Y	-2	N	-2	N	0.60	N	0.71	N	0.60	N	0.80	Y	0.87	Y	0.71	N	0.89	Y	0.93	Y
TL global	21436587	12345678	(13)	Min	0.00	Y	0.7	N	0.79	N	0.62	N	N	Y	0.3	Y	-5	Y	-7	Y	-0.0	Y	-0.0	Y	0.51	N	0.50	Y	0.67	N	0.41	Y	0.42	Y	0.53	Y
TL distant	125436	123456	(14)	$< (7) > (8)$	0.84	N	0.8	N	0.92	N	0.87	N	N	N	0.7	Y	-2	N	-2	N	0.67	N	0.75	N	0.67	N	0.67	N	0.78	Y	0.75	N	0.80	N	0.88	Y
TL compound	13d45	12345	(15)	$< (6)$	0.67	Y	0.8	N	0.79	N	0.78	N	Y	N	0.5	Y	-2	Y	-2	Y	0.60	Y	0.71	Y	0.60	Y	0.70	Y	0.73	Y	0.71	Y	0.83	Y	0.86	Y
RP distinct	12345	1234567	(16)	$> Min$	0.68	Y	0.6	N	0.52	N	0.58	N	Y	Y	0.6	Y	-2	Y	-3	Y	0.84	Y	0.76	Y	0.84	Y	0.85	Y	0.85	Y	0.76	Y	0.75	Y	0.75	Y
	34567	1234567	(17)	$> Min$	0.00	Y	0.6	N	0.51	N	0.58	N	Y	Y	0.6	Y	-2	Y	-3	Y	0.01	?	0.01	?	0.85	Y	0.85	Y	0.85	Y	0.75	Y	0.75	Y	0.75	Y
	13457	1234567	(18)	$> Min$	0.12	Y	0.6	N	0.61	N	0.49	N	Y	Y	0.6	Y	-2	Y	-2	Y	0.17	Y	0.25	Y	0.51	N	0.68	Y	0.73	Y	0.63	Y	0.70	Y	0.79	Y
	123256	1232456	(19)	$> Min$	0.70	Y	0.8	Y	0.89	Y	0.82	Y	Y	Y	0.9	Y	-1	Y	-1	Y	0.62	Y	0.71	Y	0.62	Y	0.77	Y	0.84	Y	0.71	Y	0.81	Y	0.87	Y
RP repeated	123456	1232456	(20)	$= (19)$	0.65	N	0.8	Y	0.89	Y	0.78	N	Y	Y	0.9	Y	-1	Y	-1	Y	0.47	N	0.59	N	0.47	N	0.77	Y	0.84	Y	0.59	N	0.81	Y	0.87	Y

IV. EMPIRICAL EVALUATION

Experimental evaluations of the proposed approach were carried out in the tasks that model the identification of visual images of words by humans. In particular, we present the results of experiments on the similarity of words using their HV representation. The results are compared to those obtained by psycholinguists for human subjects [30], [43]. This task was chosen as its results depend significantly on both parameters R and s . It is important to note that the main intention of the experiments was to demonstrate the feasibility of the proposed transformation.

The experiments investigated the priming (effect of precedence) for visual (printed) words in humans: how different priming letter strings influenced the speed of perception (identification) of targets, e.g., deciding whether a target is a familiar word. Due to the short-term exposure of primes (50 ms), the processing of

information about them by the subjects did not include conscious processes.

Certain types of primes facilitate processing of the target string, i.e., decrease the delay (compared to a neutral prime) before producing a correct response. The relative amount of facilitation by different types of primes can be considered as a measure of the relative similarity of the prime and the target, regardless of which representation is used by the visual word recognition system in humans. Thus, visual word representation models should strive to ensure that their representations reflect the similarity patterns obtained in priming experiments with humans [28].

A. Modeling restrictions on the perception of word similarity

The properties of word similarity obtained by psycholinguists in experiments with human subjects have

been summarized in [28]. These similarity properties were categorized into four types of restrictions (Table I shows how these restrictions were satisfied by various approaches):

- Stability: the similarity of a string to any other string is less than to itself;
- Edge effect: the greater importance of the outer letters coincidence compared to the inner ones;
- Transposed letter effect: transposing letters reduces similarity less than replacing them with other letters;
- Relative position effect: breaking the absolute letter order while keeping the relative one still gives effective priming.

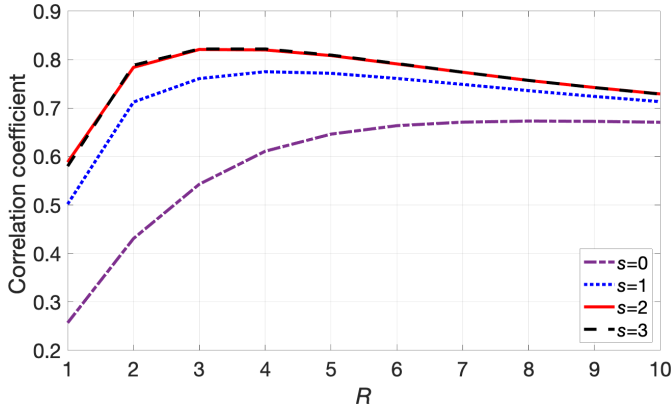


Fig. 3: Mean values of the Pearson correlation coefficient between the HV similarity values (cosine) and the times of the forward priming vs R .

In [28], the authors have provided examples of string pairs for each similarity type and the relations between the similarity values for different pairs. We used these data in our experiments (see columns Prime, Target, Criteria in Table I). Table I presents the results obtained by previous studies as well as the results for the proposed transformation.

Our results were obtained for HVs with $D = 10000$, as the mean HV similarity values of 50 random realizations. To reflect the edge effect, we used the “db” option: the HVs were formed in a special way equivalent to the HV representation of strings with doubled first and last letters. For $s > 0$, the hypervectors corresponding to the (left and right) shifted strings were obtained by the proposed transformation of the string HV at $s = 0$. We also show the results obtained with the negative Levenshtein string distance ($-\text{dist}_{\text{Lev}}$). The best fit to the human constraints was for $R = \{2, 3\}$, $s = 2$ (Table I). All constraints were satisfied for $R = 3$, $s = 2$.

For comparison, the results of the following models are shown:

- 1) In [28], the HV representations of the BSC model [32] were used (dense binary HVs, binding via component-wise XOR, superposition by addition with threshold binarization, i.e., the majority rule) and their similarity based on dist_{Ham} of binary vectors: $1 - 2\text{dist}_{\text{Ham}}/D$. The following sequence representations were used:

- Slot: superposition of HVs obtained by binding HVs of each letter and a random HV of its position in the string;
- Constrained open-bigrams (COB): all subsequences of two letters with a position difference of up to 3, each subsequence ab is represented as $\mathbf{a} \odot \mathbf{left} + \mathbf{b} \odot \mathbf{right}$, the HVs of all subsequences are superimposed;
- Unconstrained open-bigrams (UOB): all subsequences of two letters;
- Local combination detector (LCD): a combination of Slot and COB;

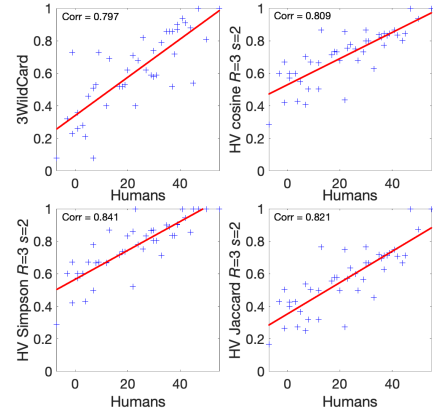


Fig. 4: Scatterplots showing human priming data (x -axis, in ms) and similarity values (y -axis) obtained for various measures of string similarity.

- Seriol: Advanced COB;
- Spatial Coding: see [30].

- 2) [42] used the HVs of the BSC model as well as complex-valued HVs of FHRR and real-valued HVs of HRR [27] (in HRR, the binding is the cyclic convolution, the superposition is the normalized addition). String HVs were formed as a superposition of HVs obtained by binding symbol HVs with HVs of their positions. In contrast to [28], position HVs were correlated, and their similarity decreased linearly along the length of a particular word. As a measure of similarity for binary HVs, $1 - 2\text{dist}_{\text{Ham}}/D$ was used, and $\text{sim}_{\text{HV},\text{cos}}$ for complex and real-valued HVs. In Table I, we report their best results obtained with FHRR.
- 3) [43] proposed a terminal-relative (TR) string representation scheme. It used not only the representation of letters without position, but also bi-grams, as well as the representation of the positions of letters and bi-grams relative to the terminal letters of the word. The HV representation of the TR scheme was implemented in the HRR model, $\text{sim}_{\text{HV},\text{cos}}$ was used as a similarity measure. To represent the bi-gram, when binding two letter HVs, different permutations were used for the left and right letter HVs. To represent relative to terminal letters, the terminal letter HV was also bound as the left or the right one. In this case, to represent non-adjacent letters, an additional “space” character could be introduced. Both options meet all conditions from [28].

B. Modeling the visual similarity of words

In [29], the experimental data on the visual word identification by humans were adapted from [30]; 45 pairs of prime-target strings were obtained, for which there exist the times of human word identification with different types of priming. These pairs do not account for the additional effects, such as frequency and proximity, which were present in the other 16 word pairs in [30], but are not relevant for assessing models of visual word representations.

TABLE II: The Pearson correlation coefficient Corr between the data from the priming experiments with human subjects and the data obtained by various measures of similarity; calculated using the test [29] with 45 string pairs.

Method	db	R	s	sim	Corr	std
Spatial coding [29]					0.73	
GvH UOB [29]					0.67	
Kernel UOB [29]					0.75	
3-Wild Card [29]					0.80	
Lev/max	Y				0.74	
Lev/max	N				0.83	
HV	N	7	0	Simp	0.73	0.005
HV	N	4	1	Simp	0.81	0.004
HV	N	3	2	Simp	0.84	0.004
HV	N	3	3	Jac	0.82	0.002
HV	N	3	4	Jac	0.82	0.002
HV	Y	10	0	Simp	0.65	0.007
HV	Y	8	1	Simp	0.70	0.006
HV	Y	8	2	Simp	0.72	0.006
HV	Y	5	3	Simp	0.72	0.005
HV	Y	4	4	Simp	0.73	0.005

Fig. 3 shows the average value of the Pearson correlation coefficient Corr (between the sim_{HV} values and the priming times) vs R for different s ($D = 10000$, mean of 50 HV realizations). It can be seen that the value of Corr substantially depends on R and s , the maximum values were obtained at $R = 3$ and $s = 2$. Table II shows the Corr values between the times of human identification and the values of similarity. The results from [29] for several similarity measures of string vector representations are given. In these measures, a vector is formed for a string with the components corresponding to certain combinations of its letters. Results are presented for:

- Spatial Coding: adapted from [30].
- GvH UOB: All subsequences of two letters are used, subsequences are not repeated. The similarity is calculated as $|\mathbf{x} \wedge \mathbf{y}|/|\mathbf{y}|$.
- Kernel UOB (Gappy String kernel): uses counters of all subsequences of two letters within a window. The similarity is determined by sim_{cos} .
- 3-WildCard (gappy kernel): a variant of the kernel similarity of strings proposed in [29]. All subsequences of two letters are padded with $*$ in all acceptable positions. The vector contains the frequency of occurrence for each obtained combination of three symbols, the similarity is determined by sim_{cos} . For this kernel, the highest Corr value was obtained in [29].

We also provide the results with the similarity measure $1 - \text{dist}_{\text{Lev}}(x, y)/\max(|x|, |y|)$.

For our HV similarity measures, the average values of Corr, as well as the std values, are given for 50 HV realizations ($D = 10000$, various R and s). The best results among the similarity measures for the particular combination of R and s are demonstrated. It can be seen that with the proper choice of parameters, the results of the HV similarity measures are on a par with other best results, such as dist_{Lev} , and are slightly better than the results of [29].

Fig. 4 presents examples of scatterplots with the human

priming data (x -axis) and similarity (y -axis) obtained by some measures of string similarity. The human indicators show the visual identification time by humans for various primes and targets, in milliseconds. The higher the value of the indicator, the earlier the subjects identified the word compared to the neutral primes. Each of the 45 points corresponds to one of the 45 test string pairs. Corr values are also shown. The scatterplots are depicted for:

- top-left, 3-WildCard kernel;
- top-right, our HV measure sim_{HV} , type = cosine;
- bottom-left, our HV measure sim_{HV} , type = Simpson;
- bottom-right, our HV measure sim_{HV} , type = Jaccard.

For sim_{HV} , the results were obtained by averaging over 50 realizations of HVs ($D = 10000$) at $R = 3$, $s = 2$, without the db option. Note that for the first task, our best results were obtained with the db option, while for the second task the performance is higher without the db. This discrepancy could be interpreted as dissociation of our model and human perception of string similarity, or suggest various possible modes in human perception of string similarity.

V. DISCUSSION

A. Related work

Recently, a detailed account for the related work on representation of sequences was provided in [12], [38], so here we only sketch a grand schema. Largely, the approaches for transforming sequences into HVs are based on either multiplicative or permutative binding [44]. When a position is assigned with either a random HV (e.g., [27], [28], [45], see also [31] for matrices as positions) or a random permutation (e.g., [1], [46], see also [27]) the resultant representation is either not shift equivariant or not similarity-preserving for the same symbols at nearby positions.

To obtain the equivariance property, it was proposed to use permuted HVs to represent positions [1], [46]. Also, recursive multiplicative role binding could be used for positions' representation [27]. However, these options do not allow for similarity preservation of symbols at nearby positions since both the permutation and recursive bindings produce dissimilar HVs even for adjacent positions.

To achieve the similarity-preservation property, it was proposed to use correlated HVs for the representations of nearby positions [42], [44], [47], see also [48] for a matrix version. The other option is to use partial correlated permutations [49], [50]. Both options in their original realization do not provide equivariance to the sequence shifts.

So, the mentioned approaches for representing sequences do not satisfy similarity preservation and shift equivariance simultaneously. There are, however, two proposals that satisfy both these requirements. First, based on the ideas of [27], in [19], [20], [51], [52] an approach using multiplicative binding is considered. It represents a position value by first choosing a complex-valued atomic HV, as in FHRR. This HV is used as the base vector for forming representations of all the positions. Position's value is used to exponentiate each component of

the base vector. The HV similarity decreases according to some kernel, where the shape of the kernels depends of the probability distribution used to sample phases. In the case of the uniform distribution, the kernel will approximate the sinc function. This approach is known as fractional power encoding. The real-valued base HV can be obtained by the inverse FFT of a special complex-valued base vector, i.e., generated so that the phasor entry for a negative frequency is the complex conjugate of the phasor entry for the corresponding positive frequency which is chosen randomly. For the real-valued base HV, binding by circular convolution is used, which is equivalent to the component-wise multiplication in the frequency domain. So, working with real-valued HVs (e.g., within the HRR model) requires computationally expensive forward and inverse FFT and is, therefore, more costly than just directly using complex HVs in the frequency domain. Such a representation of positions could be adapted to the representation of sequences. Similarity preservation can be achieved by setting the bandwidth parameter for the positional HV component exponentiation to be less than one when moving to the next position in the sequence. Mathematically, this representation also ensures equivariance. However, the performance of such a scheme still remains to be explored in practical tasks that require both equivariance and similarity-preserving property, see also [52], [53].

Second, recently, in [38] a proposal was made that is based on permutations in the SBDR model. Our approach (section III) is based on the same conceptual idea as in [38], but instead of permutations it uses recursive multiplicative binding within the FHRR model.

B. Summary and future work

In this paper, we proposed a distributed representation of sequences that is similarity-preserving for sequence elements at nearby positions and is equivariant with respect to sequence shifts. The proposed representation was explored using the tasks of modeling human perception of word similarity by the similarity of symbolic strings, where the HVs of strings were formed as the superposition of their symbols' HVs bound with the HVs of the corresponding positions. The considered tasks have demonstrated the importance of similarity-preserving property, as the representations without such a property ($R = 1$) performed poorly on the tasks. This also concerns similarity calculation taking into account sequence shifts, since variants with $s > 0$ performed consistently better than $s = 0$. The obtained results were either better or on a par with the results of alternative approaches that rely on additional information about sequences, such as n-grams or subsequences.

We reported the results using several hypervector similarity measures such as cosine, Jaccard, and Simpson similarities, but it would be interesting to consider performance using other similarity measures. Another important issue is recovering initial data from their hypervectors, where using the associative memory approach [54]–[57] adapted to the particular HDC/VSA model is promising.

While the proposed approach was demonstrated with complex-valued HVs within the FHRR model, it could be extended to other HDC/VSA models in which the binding operation is multiplicative and can be applied recursively. This requires that binding an HV with itself should return an HV of the same unit norm without changing the distribution of components' values. For example, for the HRR model with real-valued HVs and circular convolution as the binding operation, valid real-valued atomic HVs can be obtained with the inverse FFT of the complex-valued unitary HV that satisfies the same constraints as in the real-valued variant of fractional power encoding (see section V-A and [58]). For the matrix version [31], an orthonormal matrix could be considered for the recursive binding.

As a part of the future work, it will also be important to assess how the proposed representation scheme performs in other applications. As examples of such applications we immediately see the ones reported in [38]: classification of molecular data and spellchecking, as well as other tasks within the areas relying on sequences [52], [53].

Finally, while in this paper we have not focused on using the fractional power encoding [19], [20], [51], [52], as we mentioned in section V-A, given the appropriate scaling of the kernel width parameter it is expected to provide results similar to the proposed approach; hence, we plan to investigate it as part of the future work.

REFERENCES

- [1] P. Kanerva, "Hyperdimensional computing: An introduction to computing in distributed representation with high-dimensional random vectors," *Cognitive Computation*, vol. 1, no. 2, pp. 139–159, 2009.
- [2] R. W. Gayler, "Vector symbolic architectures answer jackendoff's challenges for cognitive neuroscience," in *Joint International Conference on Cognitive Science (ICCS/ASCS)*, 2003, pp. 133–138.
- [3] A. Rahimi, S. Datta, D. Kleyko *et al.*, "High-dimensional computing as a nanoscalable paradigm," *IEEE Transactions on Circuits and Systems I: Regular Papers*, vol. 64, no. 9, pp. 2508–2521, 2017.
- [4] P. Neubert, S. Schubert, and P. Protzel, "An introduction to hyperdimensional computing for robotics," *KI - Künstliche Intelligenz*, vol. 33, no. 4, pp. 319–330, 2019.
- [5] A. Rahimi, P. Kanerva, L. Benini, and J. M. Rabaey, "Efficient biosignal processing using hyperdimensional computing: Network templates for combined learning and classification of exg signals," *Proceedings of the IEEE*, vol. 107, no. 1, pp. 123–143, 2019.
- [6] K. Schlegel, P. Neubert, and P. Protzel, "A comparison of vector symbolic architectures," *arXiv:2001.11797*, pp. 1–9, 2020.
- [7] L. Ge and K. K. Parhi, "Classification using hyperdimensional computing: A review," *IEEE Circuits and Systems Magazine*, vol. 20, no. 2, pp. 30–47, 2020.
- [8] P. Neubert and S. Schubert, "Hyperdimensional computing as a framework for systematic aggregation of image descriptors," in *Conference on Computer Vision and Pattern Recognition (CVPR)*, 2021, pp. 16938–16947.
- [9] E. Hassan, Y. Halawani, B. Mohammad, and H. Saleh, "Hyperdimensional computing challenges and opportunities for ai applications," *IEEE Access*, pp. 1–15, 2021.
- [10] D. Kleyko, M. Davies, E. P. Frady *et al.*, "Vector symbolic architectures as a computing framework for nanoscale hardware," *arXiv:2106.05268*, pp. 1–28, 2021.
- [11] P. Neubert, S. Schubert, K. Schlegel, and P. Protzel, "Vector semantic representations as descriptors for visual place recognition," in *Robotics: Science and Systems (RSS)*, 2021, pp. 1–11.
- [12] D. Kleyko, D. A. Rachkovskij, E. Osipov, and A. Rahimi, "A survey on hyperdimensional computing aka vector symbolic architectures, part i: Models and data transformations," *arXiv:2111.06077*, pp. 1–27, 2021.

- [13] —, “A survey on hyperdimensional computing aka vector symbolic architectures, part ii: Applications, cognitive models, and challenges,” *arXiv:2112.15424*, pp. 1–36, 2021.
- [14] E. M. Kussul, D. A. Rachkovskij, and D. C. Wunsch, “The random subspace coarse coding scheme for real-valued vectors,” in *International Joint Conference on Neural Networks (IJCNN)*, vol. 1, 1999, pp. 450–455.
- [15] D. Kleyko, E. Osipov, A. Senior *et al.*, “Holographic graph neuron: A bioinspired architecture for pattern processing,” *IEEE Transactions on Neural Networks and Learning Systems*, vol. 28, no. 6, pp. 1250–1262, 2017.
- [16] D. A. Rachkovskij, “Formation of similarity-reflecting binary vectors with random binary projections,” *Cybernetics and Systems Analysis*, vol. 51, no. 2, pp. 313–323, 2015.
- [17] —, “Some approaches to analogical mapping with structure sensitive distributed representations,” *Journal of Experimental and Theoretical Artificial Intelligence*, vol. 16, no. 3, pp. 125–145, 2004.
- [18] D. A. Rachkovskij and S. V. Slipchenko, “Similarity-based retrieval with structure-sensitive sparse binary distributed representations,” *Computational Intelligence*, vol. 28, no. 1, pp. 106–129, 2012.
- [19] E. P. Frady, D. Kleyko, C. J. Kymn *et al.*, “Computing on functions using randomized vector representations,” *arXiv:2109.03429*, pp. 1–33, 2021.
- [20] B. Komer, T. C. Stewart, A. R. Voelker, and C. Eliasmith, “A neural representation of continuous space using fractional binding,” in *Annual Meeting of the Cognitive Science Society (CogSci)*, 2019, pp. 2038–2043.
- [21] G. Navarro, “A guided tour to approximate string matching,” *ACM Computing Surveys*, vol. 33, no. 1, pp. 31–88, 2001.
- [22] M. Yu, G. Li, D. Deng, and J. Feng, “String similarity search and join: A survey,” *Frontiers of Computer Science*, vol. 10, no. 3, pp. 399–417, 2016.
- [23] E. M. Kussul, L. M. Kasatkina, D. A. Rachkovskij, and D. C. Wunsch, “Application of random threshold neural networks for diagnostics of micro machine tool condition,” in *International Joint Conference on Neural Networks (IJCNN)*, vol. 1, 1998, pp. 241–244.
- [24] A. Goltsev and D. A. Rachkovskij, “Combination of the assembly neural network with a perceptron for recognition of handwritten digits arranged in numeral strings,” *Pattern Recognition*, vol. 38, no. 3, pp. 315–322, 2005.
- [25] D. A. Rachkovskij, “Index structures for fast similarity search for symbol strings,” *Cybernetics and Systems Analysis*, vol. 55, no. 5, pp. 860–878, 2019.
- [26] C. Diao, D. Kleyko, J. M. Rabaey, and B. A. Olshausen, “Generalized Learning Vector Quantization for Classification in Randomized Neural Networks and Hyperdimensional Computing,” in *International Joint Conference on Neural Networks (IJCNN)*, 2021, pp. 1–9.
- [27] T. A. Plate, *Holographic Reduced Representations: Distributed Representation for Cognitive Structures*. Stanford: Center for the Study of Language and Information (CSLI), 2003.
- [28] T. Hannagan, E. Dupoux, and A. Christophe, “Holographic string encoding,” *Cognitive Science*, vol. 35, no. 1, pp. 79–118, 2011.
- [29] T. Hannagan and J. Grainger, “Protein analysis meets visual word recognition: A case for string kernels in the brain,” *Cognitive Science*, vol. 36, no. 4, pp. 575–606, 2012.
- [30] C. J. Davis, “The spatial coding model of visual word identification,” *Psychological Review*, vol. 117, no. 3, pp. 713–758, 2010.
- [31] S. I. Gallant and T. W. Okaywe, “Representing objects, relations, and sequences,” *Neural Computation*, vol. 25, no. 8, pp. 2038–2078, 2013.
- [32] P. Kanerva, “Binary spatter-coding of ordered k-tuples,” in *International Conference on Artificial Neural Networks (ICANN)*, ser. Lecture Notes in Computer Science, vol. 1112, 1996, pp. 869–873.
- [33] D. A. Rachkovskij and E. M. Kussul, “Binding and normalization of binary sparse distributed representations by context-dependent thinning,” *Neural Computation*, vol. 13, no. 2, pp. 411–452, 2001.
- [34] D. Kleyko, E. Osipov, and D. A. Rachkovskij, “Modification of holographic graph neuron using sparse distributed representations,” *Procedia Computer Science*, vol. 88, pp. 39–45, 2016.
- [35] M. Laiho, J. H. Poikonen, P. Kanerva, and E. Lehtonen, “High-dimensional computing with sparse vectors,” in *IEEE Biomedical Circuits and Systems Conference (BioCAS)*, 2015, pp. 1–4.
- [36] E. P. Frady, D. Kleyko, and F. T. Sommer, “Variable binding for sparse distributed representations: Theory and applications,” *IEEE Transactions on Neural Networks and Learning Systems*, vol. 99, no. PP, pp. 1–14, 2021.
- [37] T. Cohen and M. Welling, “Group equivariant convolutional networks,” in *International Conference on Machine Learning*, 2016, pp. 2990–2999.
- [38] D. A. Rachkovskij, “Shift-equivariant similarity-preserving hypervector representations of sequences,” *arXiv:2112.15475*, pp. 1–10, 2021.
- [39] J. Pearson, T. Naselaris, E. A. Holmes, and S. M. Kosslyn, “Mental imagery: Functional mechanisms and clinical applications,” *Trends in Cognitive Sciences*, vol. 19, no. 10, pp. 590–602, 2015.
- [40] T. B. Christophel, R. M. Cichy, M. N. Hebart, and J.-D. Haynes, “Parietal and early visual cortices encode working memory content across mental transformations,” *Neuroimage*, vol. 106, pp. 198–206, 2015.
- [41] E. P. Frady, D. Kleyko, and F. T. Sommer, “A theory of sequence indexing and working memory in recurrent neural networks,” *Neural Computation*, vol. 30, pp. 1449–1513, 2018.
- [42] T. Cohen, D. Widdows, M. Wahle, and R. W. Schvaneveldt, “Orthogonality and orthography: Introducing measured distance into semantic space,” in *International Symposium on Quantum Interaction (QI)*, ser. Lecture Notes in Computer Science, vol. 8369, 2013, pp. 34–46.
- [43] G. E. Cox, G. Kachergis, G. Recchia, and M. N. Jones, “Toward a scalable holographic word-form representation,” *Behavior Research Methods*, vol. 43, no. 3, pp. 602–615, 2011.
- [44] A. M. Sokolov and D. A. Rachkovskij, “Approaches to sequence similarity representation,” *Information Theories and Applications*, vol. 13, no. 3, pp. 272–278, 2006.
- [45] M. Imani, T. Nassar, A. Rahimi, and T. Rosing, “Hdna: Energy-efficient dna sequencing using hyperdimensional computing,” in *IEEE International Conference on Biomedical and Health Informatics (BHI)*, 2018, pp. 271–274.
- [46] M. Sahlgren, A. Holst, and P. Kanerva, “Permutations as a means to encode order in word space,” in *Annual Meeting of the Cognitive Science Society (CogSci)*, 2008, pp. 1300–1305.
- [47] E. M. Kussul and D. A. Rachkovskij, “Multilevel assembly neural architecture and processing of sequences,” in *Neurocomputers and Attention: Connectionism and Neurocomputers*, vol. 2, 1991, pp. 577–590.
- [48] S. I. Gallant and P. Culliton, “Positional binding with distributed representations,” in *International Conference on Image, Vision and Computing (ICIVC)*, 2016, pp. 108–113.
- [49] E. M. Kussul, T. N. Baidyk, D. C. Wunsch *et al.*, “Permutation coding technique for image recognition system,” *IEEE Transactions on Neural Networks*, vol. 17, no. 6, pp. 1566–1579, 2006.
- [50] T. Cohen and D. Widdows, “Bringing order to neural word embeddings with embeddings augmented by random permutations (earp),” in *Conference on Computational Natural Language Learning (CoNLL)*, 2018, pp. 465–475.
- [51] E. P. Frady, S. J. Kent, P. Kanerva *et al.*, “Cognitive neural systems for disentangling compositions,” in *Cognitive Computing*, 2018, pp. 1–3.
- [52] A. R. Voelker, P. Blouw, X. Choo *et al.*, “Simulating and predicting dynamical systems with spatial semantic pointers,” *Neural Computation*, vol. 33, no. 8, pp. 2033–2067, 2021.
- [53] K. Schlegel, F. Mirus, P. Neubert, and P. Protzel, “Multivariate time series analysis for driving style classification using neural networks and hyperdimensional computing,” in *IEEE Intelligent Vehicles Symposium (IV)*, 2021, pp. 602–609.
- [54] A. A. Frolov, D. A. Rachkovskij, and D. Husek, “On informational characteristics of willshaw-like auto-associative memory,” *Neural Network World*, vol. 12, no. 2, pp. 141–157, 2002.
- [55] A. A. Frolov, D. Husek, and D. A. Rachkovskij, “Time of searching for similar binary vectors in associative memory,” *Cybernetics and Systems Analysis*, vol. 42, no. 5, pp. 615–623, 2006.
- [56] E. P. Frady, S. J. Kent, B. A. Olshausen, and F. T. Sommer, “Resonator networks, 1: An efficient solution for factoring high-dimensional, distributed representations of data structures,” *Neural Computation*, vol. 32, no. 12, pp. 2311–2331, 2020.
- [57] S. J. Kent, E. P. Frady, F. T. Sommer, and B. A. Olshausen, “Resonator networks, 2: Factorization performance and capacity compared to optimization-based methods,” *Neural Computation*, vol. 32, no. 12, pp. 2332–2388, 2020.
- [58] A. Ganesan, H. Gao, S. Gandhi *et al.*, “Learning with holographic reduced representations,” in *Advances in Neural Information Processing Systems (NeurIPS)*, 2021, pp. 1–15.