

# Strongly correlated electronic states in a Fermi sea spatially pinned by a $\text{MoSe}_2/\text{WSe}_2$ moiré superlattice

Aidan J. Campbell,<sup>1</sup> Mauro Brotons-Gisbert,<sup>1</sup> Hyeonjun Baek,<sup>1</sup> Valerio Vitale,<sup>2</sup>

Takashi Taniguchi,<sup>3</sup> Kenji Watanabe,<sup>4</sup> Johannes Lischner,<sup>2</sup> and Brian D. Gerardot<sup>1,\*</sup>

<sup>1</sup>*Institute of Photonics and Quantum Sciences, SUPA, Heriot-Watt University, Edinburgh EH14 4AS, United Kingdom*

<sup>2</sup>*Departments of Materials and Physics and the Thomas Young Centre for Theory and Simulation of Materials, Imperial College London, South Kensington Campus, London SW7 2AZ, United Kingdom*

<sup>3</sup>*International Center for Materials Nanoarchitectonics, National*

*Institute for Materials Science, 1-1 Namiki, Tsukuba 305-0044, Japan*

<sup>4</sup>*Research Center for Functional Materials, National Institute for Materials Science, 1-1 Namiki, Tsukuba 305-0044, Japan*

(Dated: February 21, 2022)

Two-dimensional moiré materials provide a highly tunable platform to investigate strongly correlated electronic states. Such emergent many-body phenomena can be optically probed in moiré systems created by stacking two layers of transition metal dichalcogenide semiconductors: optically injected excitons can interact with itinerant carriers occupying narrow moiré bands to form exciton-polarons sensitive to strong correlations. Here, we investigate the many-body interactions between excitons and a Fermi sea that is spatially pinned by the moiré superlattice of a molybdenum diselenide ( $\text{MoSe}_2$ ) / tungsten diselenide ( $\text{WSe}_2$ ) twisted hetero-bilayer. At a multitude of fractional fillings of the moiré lattice, we observe ordering of both electrons and holes into stable correlated electronic states. Magneto-optical measurements reveal extraordinary Zeeman splittings of the exciton-polarons due to exchange interactions between holes in the correlated phases, with a maximum close to the correlated state at one hole per site. The temperature dependence of the Zeeman splitting reveals antiferromagnetic ordering of the correlated holes across a wide range of fractional fillings. Our results illustrate the nature of excitons interacting with a spatially pinned Fermi sea and provide robust evidence for strongly correlated electronic states in  $\text{MoSe}_2/\text{WSe}_2$  hetero-bilayers, unveiling the rich potential of this platform for investigations of Fermi-Hubbard and Bose-Hubbard physics.

## INTRODUCTION

Two-dimensional (2D) materials have emerged as a new playground to investigate many-body interactions and strongly correlated electronic phenomena. For example, due to a direct bandgap [1], huge exciton binding energies [2], and straightforward control of carrier concentration [3], monolayer transition metal dichalcogenides (TMDs) provide a platform to probe the interaction of an exciton with a Fermi sea (2D electron or hole gas) described by the Fermi-polaron model [4–8]. By extension, TMD moiré heterostructures provide access to a highly tunable many-body physical system consisting of an exciton dressed by a spatially pinned Fermi sea forming charge-ordered electronic states [9].

Stacking two monolayer TMDs with either a lattice mismatch and/or relative twist angle forms a moiré superlattice with a periodicity that far exceeds the interatomic spacing of the constituent crystals. Itinerant electrons in a Fermi sea can be spatially localised by the moiré potential, leading to the formation of flat bands. The suppressed kinetic energy of the charge carriers relative to their on-site Coulomb repulsion energy,  $U$ , has led to theoretical predictions [10–16] as well as experimental optical [9, 17–22] and transport [23–27] investigations of strongly correlated electron and hole phases for different TMD homo- and hetero-bilayer systems. In the simplest scenario, the highest flat valence band in a TMD moiré

system can be mapped onto the 2D triangular Hubbard model [10, 12, 14]. So far however, evidence of Hubbard model physics has only been observed experimentally for angle-aligned  $\text{WSe}_2/\text{WS}_2$  hetero-bilayers which form a moiré superlattice due to lattice mismatch [17].

While strongly correlated phenomena have yet to be observed in moiré hetero-bilayers formed from  $\text{WSe}_2$  and  $\text{MoSe}_2$ , the system remains compelling: it is predicted to form flat conduction and valence minibands [28, 29] and is an excellent candidate for the realisation of a wide range of strongly correlated states including Wigner crystals [12, 13], Mott insulators [10, 11, 14] and charge-transfer insulators [16]. Unlike TMD hetero-bilayers with different chalcogen atoms, the energetic interplay between Coulomb repulsion and kinetic energy in the  $\text{WSe}_2/\text{MoSe}_2$  system is highly tunable with relative twist angle due to the small (0.2%) lattice mismatch [30]. In addition, the moiré potential in  $\text{WSe}_2/\text{MoSe}_2$  hetero-bilayers has led to the observation of trapping of interlayer excitons at specific atomic registries in the moiré lattice [31–38]. To date, hetero-bilayer  $\text{WSe}_2/\text{MoSe}_2$  remains the only moiré system to conclusively exhibit exciton trapping.

Here we optically investigate the Coulomb and magnetic interactions arising in a Fermi sea pinned by a moiré superlattice in a  $\text{MoSe}_2/\text{WSe}_2$  hetero-bilayer. First, in the absence of Fermi sea dressing, we observe a splitting of the  $\text{MoSe}_2$  A 1s intralayer exci-

ton into two moiré excitons due to miniband formation. Then, as the Fermi level is tuned, we observe ordering and re-ordering of itinerant carriers into a multitude of correlated states as evidenced by abrupt changes in the oscillator strength, energy, and linewidth of the exciton-polarons. We observe these correlated states at positive (electron) and negative (hole) fractional fillings ( $\nu$ ) of the moiré lattice, including:  $\nu = \pm 1/6, \pm 1/3, \pm 1/2, \pm 2/3, \pm 5/6, \pm 1, \pm 5/4$ , where  $|\nu| = 1$  represents a single carrier per moiré site. We assign the  $\pm 1$  state to be a Mott [17, 18, 21] or charge-transfer [16] insulator state and the rest to be generalised Wigner crystals [18, 20, 21, 27]. Further, we observe filling factor dependent g-factors of the positively-charged attractive and repulsive polarons, with a maximum at  $\sim 1$  hole per site. Under the assumption that the g-factors are proportional to the magnetic susceptibility of the correlated phases induced by exchange interactions, temperature dependent measurements for  $\nu \approx -0.7$  to  $-1.3$  reveal an antiferromagnetic spin coupling of the moiré pinned Fermi-hole sea. Our results highlight the role of excitons dressed by a spatially pinned Fermi sea in optical studies of correlated electronic phenomena in 2D materials and demonstrate the potential of MoSe<sub>2</sub>/WSe<sub>2</sub> heterostructures for future investigations and implementations of highly tunable 2D Fermi-Hubbard or Bose-Hubbard models [39].

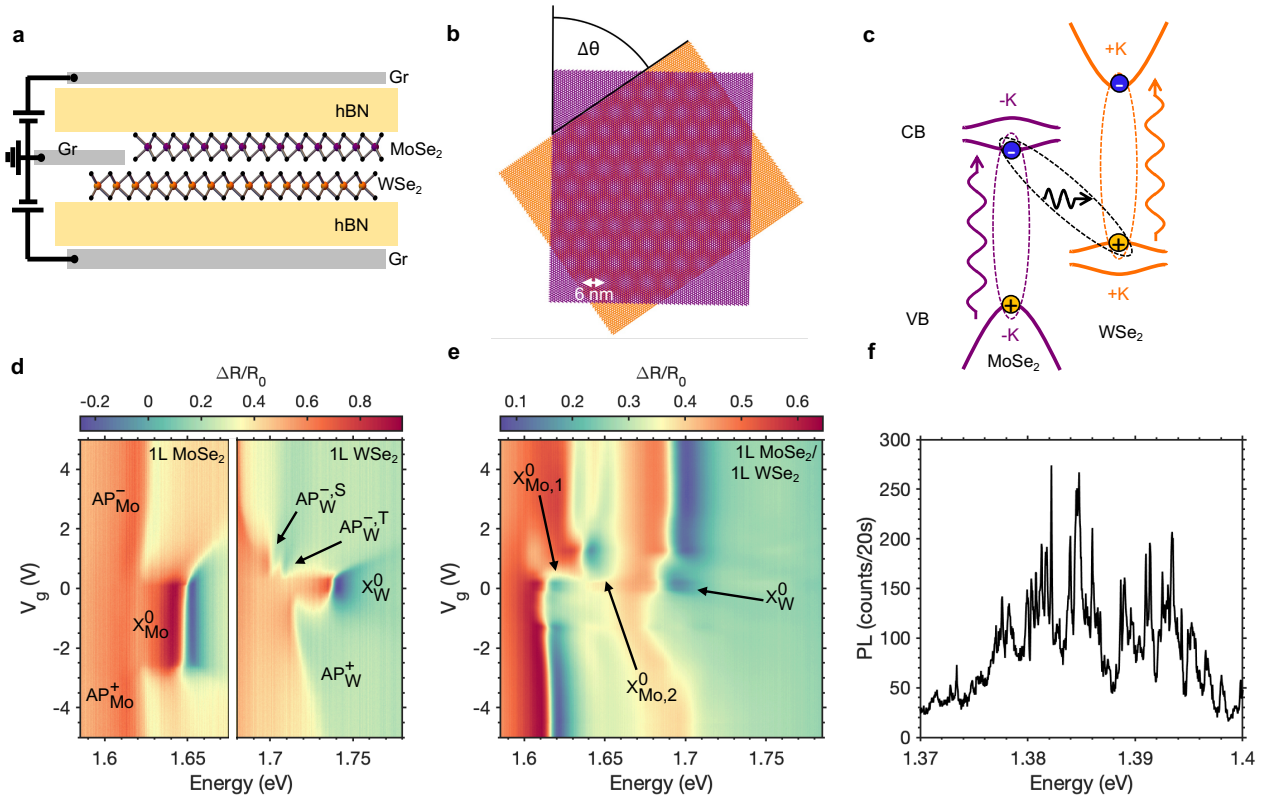
### DEVICE STRUCTURE, FERMI-POLARONS, AND MOIRÉ EXCITONS

Figure 1a shows a sketch of our dual-gated hetero-bilayer device, consisting of a monolayer MoSe<sub>2</sub> and a monolayer WSe<sub>2</sub> vertically stacked with a twist angle ( $\Delta\theta$ ) of  $\sim 57^\circ$ . The relative twist angle from perfect 2H stacking (i.e.  $\Delta\theta = 60^\circ$ ), estimated from the optical micrograph of the hetero-bilayer (see Supplementary Section 1) and confirmed by our gate dependent measurements (described later), is beyond the proposed critical angle for lattice reconstruction [40, 41]. The hetero-bilayer was encapsulated by hexagonal boron nitride (hBN) layers with nearly identical thicknesses ( $\sim 18$  nm). Graphene layers act as electrical contacts for the top, bottom and hetero-bilayer gates (see Ref. [34] for more details). Moreover, the combination of the layer twist and the lattice mismatch between MoSe<sub>2</sub> and WSe<sub>2</sub> results in the formation of a triangular moiré superlattice in our device (see sketch in Fig. 1b) with a period of  $\sim 6$  nm. This causes a periodic variation in the interlayer hopping that results in a flattening of the conduction and valence bands in the type-II band structure characteristic of TMD hetero-bilayers [42, 43] (see Fig. 1c). In addition to the intralayer excitons of the constituent TMDs, which can be probed via absorption spectroscopy, the type-II band alignment enables the

formation of spatially indirect interlayer excitons that are best probed by photoluminescence (PL) (see sketch in Fig. 1c) [44, 45]. The interlayer excitons can be confined by the moiré potential at specific atomic registries giving rise to quantum-dot-like light emission [32–34], as demonstrated for both neutral and charged interlayer excitons in our device [34, 36, 37].

The moiré lattice carrier concentration is tuned via the application of a gate voltage ( $V_g$ ) between the top/bottom graphene contacts and the hetero-bilayer. To investigate doping-dependent phenomena, we perform differential reflection contrast ( $\Delta R/R_0$ ) spectroscopy as a function of  $V_g$ , where  $\Delta R = R_s - R_0$ , and  $R_s$  ( $R_0$ ) is the intensity of the light reflected by the hetero-bilayer (substrate). First, we monitor the doping dependence of the intralayer excitons in the individual constituent monolayers in the device away from the hetero-bilayer region. Figure 1d shows the  $\Delta R/R_0$  spectrum of the 1s state of A excitons in hBN-encapsulated ML MoSe<sub>2</sub> (left) and ML WSe<sub>2</sub> (right) regions of the sample as a function of  $V_g$ . When  $V_g$  is positive (negative) the sample is doped with additional electrons (holes). At charge neutrality ( $V_g = 0$  V) only the neutral A-excitons are present in both MoSe<sub>2</sub> ( $X_{Mo}^0$ ) and WSe<sub>2</sub> ( $X_W^0$ ). When additional holes are injected into the monolayers ( $V_g < 0$  V), the positive attractive polarons  $AP_{Mo}^+$  and  $AP_W^+$  are formed at lower energies than  $X_{Mo}^0$  and  $X_W^0$ , respectively. With increasing hole doping, the neutral exciton and positive attractive polaron peaks in both materials blue-shift, in agreement with the formation of repulsive and attractive exciton polarons, respectively [5–8, 46, 47]. In a similar manner, electron doping (i.e.,  $V_g > 0$  V) leads to the formation of negative attractive polarons at lower energies than the respective neutral excitons. In this regime, the spin-ordering of the conduction bands in WSe<sub>2</sub> results in a fine-structure splitting of the attractive polarons into spin-singlet  $AP_W^{-,S}$  (intravalley) and spin-triplet  $AP_W^{-,T}$  (intervalley) configurations [8], while the spin-ordering of the conduction bands in MoSe<sub>2</sub> only results in the formation of intervalley negative attractive polarons  $AP_{Mo}^-$ . Similar to the hole doping regime, further electron doping leads to an energy blue-shift of both the neutral excitons and negative attractive polarons.

The doping dependence of the intralayer excitons in the MoSe<sub>2</sub>/WSe<sub>2</sub> hetero-bilayer is markedly different to that observed for the individual layers.  $\Delta R/R_0$  as a function of  $V_g$  for the hetero-bilayer is shown in Figure 1e. At charge neutrality, we observe three excitonic resonances:  $X_W^0$  at higher energy, and two resonances separated by 36 meV in the spectral range corresponding to  $X_{Mo}^0$ , which we label as  $X_{Mo,1}^0$  (low energy) and  $X_{Mo,2}^0$  (high energy). We assign the two MoSe<sub>2</sub> peaks to be a consequence of the formation of conduction moiré mini-bands, arising from the band folding at the edges of the reduced Brillouin zone [48]. Following



**FIG. 1. Device structure and characterisation.** **a**, Sketch of the dual-gated WSe<sub>2</sub>/MoSe<sub>2</sub> hetero-bilayer. Graphene layers are used as top, bottom, and hetero-bilayer electrical contacts, while 18-nm-thick hBN layers are used as dielectric spacers [34]. **b**, Illustration of the top view of a moiré superlattice with a twist angle  $\Delta\theta$ . **c**, Schematic type-II band structure of the 2H-WSe<sub>2</sub>/MoSe<sub>2</sub> hetero-bilayer. Purple and orange curves denote bands from MoSe<sub>2</sub> and WSe<sub>2</sub>, respectively. The vertical wavy arrows represent the photon absorption by intralayer excitons in each monolayer, while the wavy black arrow represents the photon emission from interlayer excitons in the type-II hetero-bilayer. **d**, Density plot of the reflection contrast  $\Delta R/R_0$  of the 1s state of A excitons in hBN-encapsulated ML MoSe<sub>2</sub> (left) and ML WSe<sub>2</sub> (right) regions of the sample as a function of the applied voltage gate  $V_g$ . When  $V_g$  is positive (negative) the sample is electron (hole) doped. **e**,  $\Delta R/R_0$  vs  $V_g$  spectra from the WSe<sub>2</sub>/MoSe<sub>2</sub> hetero-bilayer. **f**, PL spectrum of the moiré trapped interlayer excitons in the same location as panel **e** under 10 nW excitation power at an excitation energy of 1.63 eV.

the empirical model in Ref. [49], we estimate the energy splitting between the moiré-split  $X_{Mo}^0$  excitons to be  $\sim 38$  meV for  $\Delta\theta \sim 57^\circ$  (see Supplementary Section 6), in good agreement with the experimental value. Further, with increasing electron (hole) doping  $X_W^0$  ( $X_{Mo,1}^0$ ) dominate the spectrum, as expected for a type-II band alignment [43, 50]. With increasing doping, the peaks undergo modulations in oscillator strength, transition energy, and linewidth which are not observed in the monolayer regions. Similar modulations of the excitonic transitions, observed in WSe<sub>2</sub>/WS<sub>2</sub> hetero-bilayers [17, 20, 21, 51], have been attributed to the suppressed charge screening originating from the formation of correlated crystalline phases at different fractional fillings of the moiré superlattice. In order to corroborate the presence of a robust moiré lattice at the same spatial

position in our sample, we measure the low-temperature (4 K) PL spectrum at charge neutrality using confocal spectroscopy. Figure 1e shows a low-excitation-power (10 nW) PL spectrum, revealing a series of discrete peaks with narrow line-widths ( $< 100$   $\mu$ eV) that demonstrate the existence of an underlying moiré lattice responsible for the interlayer exciton trapping [32–34].

## CORRELATED ELECTRONIC STATES

To visualise the formation of correlated states in more detail, in Fig. 2a we plot the first derivative of the reflectance spectra of Fig. 1e with respect to photon energy ( $d(\Delta R/R_0)/dE$ ). We employ the parallel plate capacitance model to estimate the dependence of the nominal

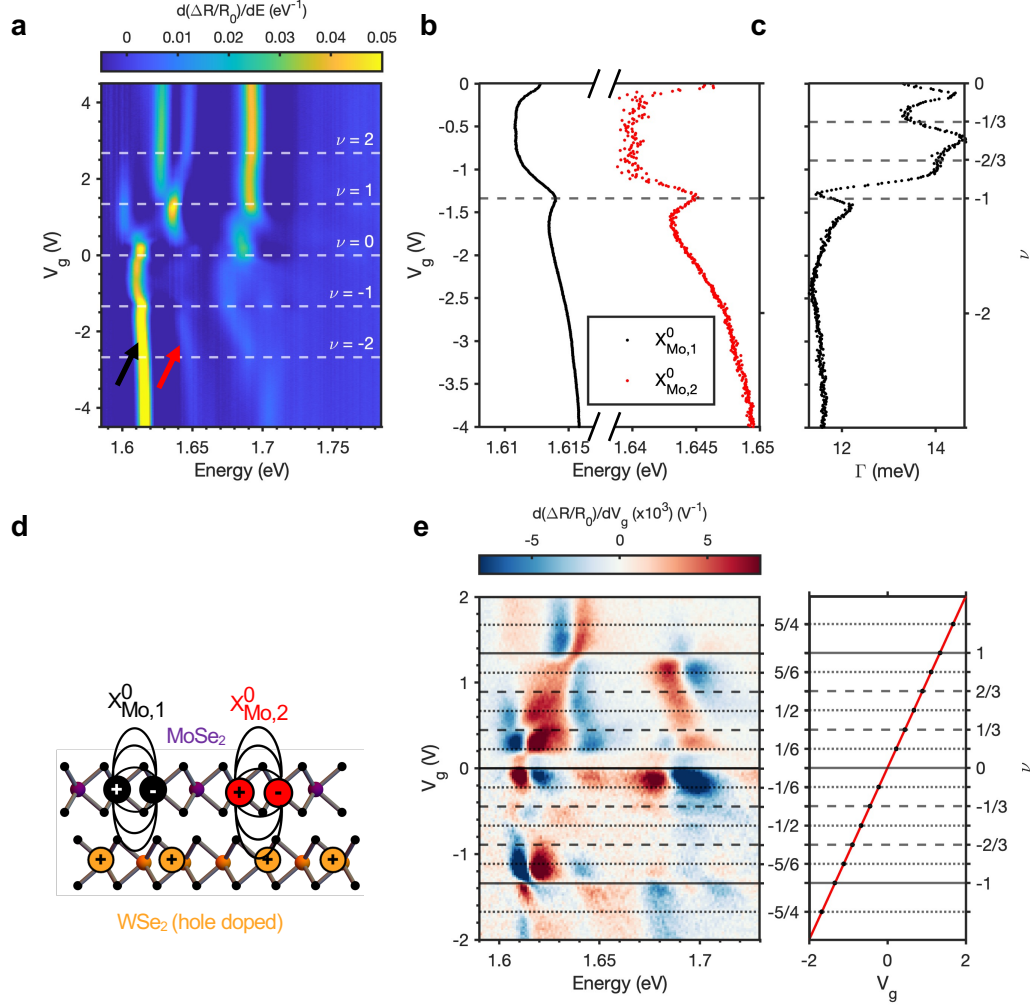


FIG. 2. **Correlated electron and hole states in the triangular moiré superlattice of a 2H-WSe<sub>2</sub>/MoSe<sub>2</sub> hetero-bilayer.** **a**, Density plot of the first derivative with respect to energy of the differential reflection contrast ( $d(\Delta R/R_0)/dE$ ) of the 1s state MoSe<sub>2</sub> and WSe<sub>2</sub> intralayer excitons in the WSe<sub>2</sub>/MoSe<sub>2</sub> hetero-bilayer. **b**, Plot of  $V_g$  dependence of the estimated peak positions of the MoSe<sub>2</sub> excitons. **c**, Plot of the  $V_g$  dependence of the estimated linewidth  $\Gamma$  of  $X_{Mo,1}^0$ . **d**, Sketch of the concept of dielectric sensing of correlated hole states. **e**, Left: Density plot of the first derivative with respect to gate voltage of the  $\Delta R/R_0$  in panel **a**.  $d(\Delta R/R_0)/dV_g$  is multiplied by a factor of 2 for  $V_g < 0$  for better visualisation. Right: Plot of filling factor  $\nu$  against  $V_g$ .

carrier concentration  $n$  on the applied  $V_g$ . Using the density of moiré sites  $n_0$  corresponding to  $\Delta\theta \sim 57^\circ$ , we estimate the  $V_g$ -dependent nominal fractional filling  $\nu = n/n_0$  of the moiré lattice (see Supplementary Section 4). The excitonic features shown in Fig. 2a exhibit strong modulations in their transition energy, linewidth and oscillator strengths for applied voltages close to the nominal  $V_g$  values corresponding to  $\nu = 0$  and  $\pm 1$ . Moreover, Fig. 2a also reveals that each monolayer in the WSe<sub>2</sub>/MoSe<sub>2</sub> hetero-bilayer is capable of sensing the doping-induced changes in their dielectric

environment originating from the fractional filling of the other layer, similar to the effects observed using a WSe<sub>2</sub> sensor layer in proximity to a WSe<sub>2</sub>/WS<sub>2</sub> heterostructure [21]. Figure 2b shows an example of the sensing capabilities of the MoSe<sub>2</sub> layer for hole doping of the WSe<sub>2</sub> layer: the transition energies of  $X_{Mo,1}^0$  and  $X_{Mo,2}^0$  blue-shift and peak at  $\Delta V_g = -1.34$  V, consistent with a decrease in the permittivity of the heterostructure arising from the formation of a correlated insulating state at 1 hole per moiré site in the WSe<sub>2</sub> layer [17, 20]. In addition to the modulation in the transition energy, the

linewidth of  $X_{Mo,1}^0$  also presents a clear minimum at  $\nu \approx -1$  (see Fig. 2c), which can be understood as the result of reduced charge disorder originating from a correlated insulating state [19]. These results demonstrate the potential of intralayer excitons as sensors that can probe the formation of correlated states in the adjacent layer (see sketch in Fig. 2d) and corroborate the calibration of  $\nu = \pm 1$  in our device. To estimate the  $V_g$  values corresponding to other fractional fillings of the moiré lattice, we assume a linear dependence of  $\nu$  with  $V_g$  and extrapolate from the experimental  $V_g$  values determined for one hole/electron per site, as shown in the right panel of Fig. 2e. To increase the sensitivity to doping-induced modulations of the reflectance signal, we plot the first derivative of  $\Delta R/R_0$  with respect to  $V_g$  ( $d(\Delta R/R_0)/dV_g$ ) as a function of  $V_g$  (see left panel of Fig. 2e). The  $d(\Delta R/R_0)/dV_g$  spectrum highlights a series of abrupt changes in the reflected signal at  $\nu = 0, \pm 1/6, \pm 1/3, \pm 1/2, \pm 2/3, \pm 5/6, \pm 1, \pm 5/4$ , (as indicated by the horizontal lines in Fig. 2e), suggesting the formation of correlated states at these fractional fillings of the triangular lattice. These results reveal symmetric loading of carriers, with an identical  $\Delta V_g = \pm 1.34$  V required to fill the moiré superlattice with either one electron ( $V_g = 1.34$  V) or one hole ( $V_g = -1.34$  V) per site, respectively. We tentatively assign the stable phases at  $\nu = \pm 1$  to be either Mott [17, 18, 21] or charge-transfer [16] insulator states and the remaining states to be generalised Wigner crystals [13, 18, 20, 21, 27].

To gain deeper insight into the strength of the electronic correlations in our system, we investigate the melting temperature of the different correlated states. Supplementary Figure S8 shows the dependence of  $d(\Delta R/R_0)/dV_g$  on  $V_g$  for temperatures ranging from 4 K to 90 K. With increasing temperature, the abrupt changes in the  $d(\Delta R/R_0)/dV_g$  spectrum (indicative of correlated state formation in both the electron and hole doping regimes, see Fig. 2c) progressively smooth out until they can no longer be observed at 90 K. We quantitatively estimate a melting temperature of  $\sim 55$  K for the correlated state at one hole per moiré site (see Supplementary Section 10).

### MAGNETIC INTERACTIONS AT ONE HOLE PER MOIRÉ LATTICE SITE

We now focus on the magnetic interactions of the correlated hole states, as probed by the WSe<sub>2</sub> intralayer excitons dressed by the spatially pinned Fermi sea. Figures 3a and 3b show the  $\sigma^-$ - and  $\sigma^+$ -helicity-resolved evolution of the  $d(\Delta R/R_0)/dE$  spectrum, respectively, for negative  $V_g$  under an applied magnetic field  $B$  of 5 T in Faraday configuration. The intensity colour scale in these figures is saturated to improve the visibility of the WSe<sub>2</sub> intralayer repulsive and attractive exciton-

polarons (labeled  $RP_W^+$  and  $AP_W^+$ , respectively), while the application of a magnetic field breaks the energy degeneracy between the exciton transitions at  $\pm K$ , helping to disentangle the behavior of each excitonic species. As for the monolayer case, at  $V_g = 0$  V only the neutral exciton resonance which becomes  $RP_W^+$  is present. As the hole fractional filling increases, an additional resonance gains oscillator strength at  $\sim 10$  meV lower energy, in agreement with the formation of  $AP_W^+$  [46, 52, 53].

The helicity-resolved results in Figs. 3a and 3b reveal additional features of the  $RP_W^+$  and  $AP_W^+$  complexes for fractional hole filling. First, hole doping results in a larger blue-shift of  $RP_W^+$  compared to  $AP_W^+$ , as also observed for charged intralayer excitons interacting with a 2D fermionic sea in ML TMDs [5, 6, 54]. Second, the oscillator strength of the  $RP_W^+$  resonance shows a non-monotonic behaviour: for small gate voltages it decreases with increasing hole doping, which can be understood as a progressive transfer of oscillator strength from the neutral exciton to the positive trion-like state as the Fermi energy moves deeper into the valence band. However, the  $RP_W^+$  resonance regains oscillator strength for hole doping levels corresponding to  $\nu \approx -1$ . This can be attributed to the suppressed charge screening in the correlated insulating phases forming in the moiré lattice. For further hole doping ( $\nu < -1$ ),  $RP_W^+$  continuously quenches as the oscillator strength progressively transfers to  $AP_W^+$ . Third, upon hole doping the  $\sigma^+$ -polarised transitions of both  $RP_W^+$  and  $AP_W^+$  appear at a higher energy than their respective  $\sigma^-$ -polarised transitions, indicative of a positive Zeeman splitting  $\Delta E$  (according to the convention  $\Delta E = E^{\sigma^+} - E^{\sigma^-}$ , with  $E^{\sigma^\pm}$  the energy of the transition with  $\sigma^\pm$  polarisation). This behaviour contrasts with the negative  $g$ -factor of neutral and charged intralayer excitons of ML WSe<sub>2</sub> based on their spin and valley configurations [55].

To gain insight into the origin of the positive Zeeman splitting, we investigate the energies of  $RP_W^+$  and  $AP_W^+$  as a function of the applied  $B$  field for  $\nu = -1$ . Figures 3c and 3d show the  $\sigma^-$ - and  $\sigma^+$ -helicity-resolved evolution of the  $d(\Delta R/R_0)/dE$  spectrum for applied  $B$  fields between  $-2.5$  T and  $2.5$  T at  $\nu = -1$ . Figure 3e shows linecuts of the bare  $\Delta R/R_0$  spectrum at different  $B$  fields for  $\sigma^+$ - (red dots) and  $\sigma^-$ -polarised (blue dots) collection while the solid lines represent fits from which we estimate the energy, linewidth, and oscillator strength of both  $RP_W^+$  and  $AP_W^+$  as function of the applied magnetic field (see Supplementary Section 3 for a detailed description of the fitting procedure). The  $B$ -field-dependent estimated energies of  $RP_W^+$  and  $AP_W^+$  extracted from the fits are overlayed in Figs. 3c and 3d (purple and black dots, respectively). A large positive Zeeman splitting is clearly observed, which suggests an interaction-enhanced magnetic response of the correlated hole state at  $\nu = -1$ . Finally, we note that Figs. 3a-3e reveal a large spin polarisation of  $RP_W^+$  and  $AP_W^+$

Figure 4d shows the Zeeman splitting of  $\text{AP}_W^+$  measured for  $|B| \leq 1$  T at  $\nu = -1$  for different temperatures, where we observe the slope of the Zeeman splitting (and therefore the  $g$ -factor) decreases with increasing temperature. Figure 4e shows the evolution of the measured  $g$ -factor of  $\text{AP}_W^+$  as a function of temperature for  $\nu = -1$  in the temperature range in which the oscillator strength



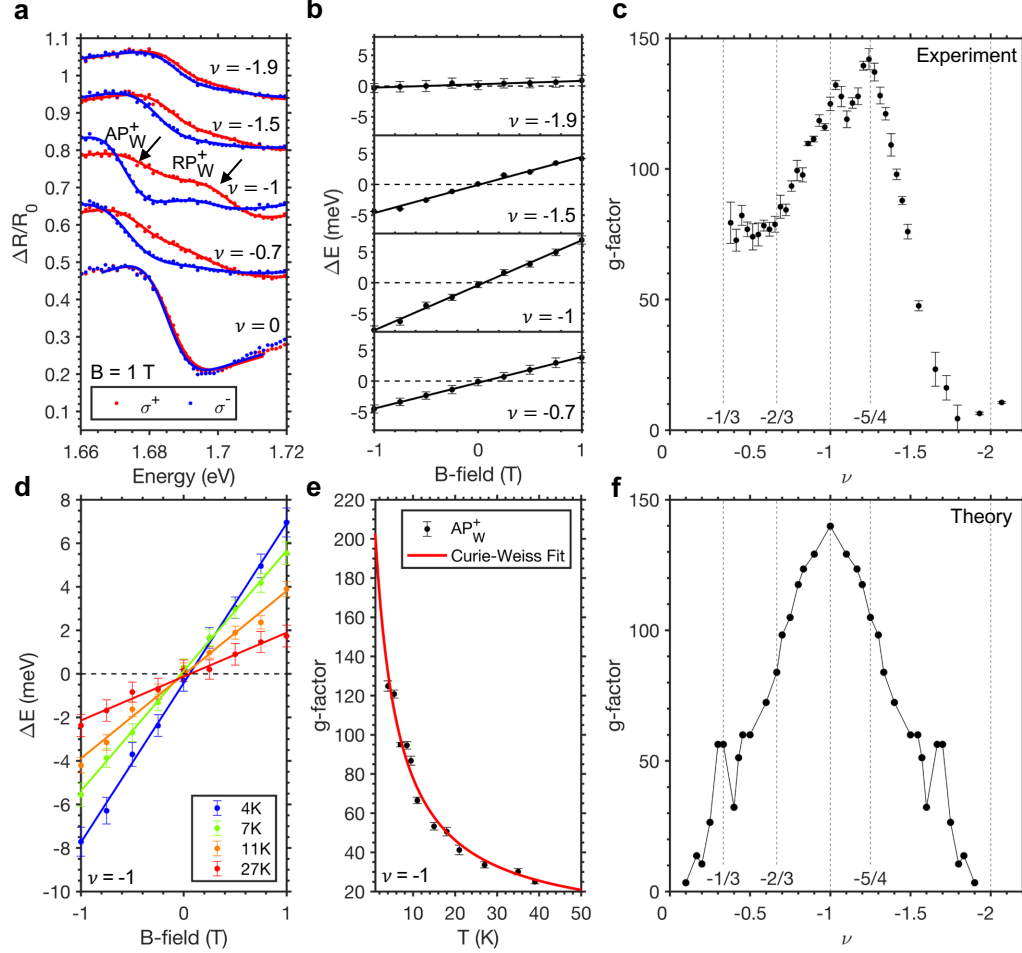


FIG. 4. **Magnetic interactions at different hole fractional fillings** **a**,  $\sigma^-$ - (blue) and  $\sigma^+$ -resolved (red)  $\Delta R/R_0$  spectra at representative hole  $\nu$  values under a  $B = 1$  T. **b**,  $B$ -field-dependent Zeeman splitting of  $AP_W^+$  from  $-1$  to  $1$  T at representative hole  $\nu$  values. **c**, Evolution of the  $g$ -factor of  $AP_W^+$  as a function of the hole  $\nu$  extracted from linear fits of  $\Delta E$  in the range  $|B| \leq 1$  T (solid lines in Fig. 4b). **d**, Valley Zeeman splitting of the  $AP_W^+$  resonance at  $\nu = -1$  for different temperatures. **e**, Evolution of the measured  $g$ -factor of  $AP_W^+$  as a function of temperature for  $\nu = -1$  in the temperature range for which the oscillator strength and linewidth of  $AP_W^+$  are sufficient to enable a reliable estimate of the Zeeman splitting. The red solid line represents a fit of the experimental data (black dots) to a Curie-Weiss law from which the Weiss constant is estimated to be  $\theta = -4.6 \pm 0.9$  K. The negative sign of the extracted Weiss constant reveals antiferromagnetic ordering of neighbouring hole spins. **f**, Theoretical prediction of the  $\nu$  dependence of the  $g$ -factor based on a model that solves the Heisenberg Hamiltonian for charge ordered hole states with antiferromagnetic exchange interactions between nearest neighbour spins.

and linewidth of  $AP_W^+$  enable a reliable estimate. We observe that the  $g$ -factor ( $\chi$ ) decreases by a factor  $\sim 5$  when the temperature increases from 4 K to 39 K. We assume that the interaction-induced enhancement of the attractive polaron  $g$ -factor is proportional to the magnetic susceptibility of the correlated states (e.g.  $\chi \propto g$ ) and observe that the decrease of  $g$ -factor with increasing temperature follows a Curie-Weiss law  $\chi^{-1} \propto T - \theta$  (red solid line in Fig. 4e), with  $T$  being the temperature and  $\theta$  the Weiss constant. From the fit in Fig. 4e we estimate a Weiss constant of  $\theta = -4.6 \pm 0.9$  K, which suggests an antiferromagnetic behaviour of the interactions

between the localised hole moments for  $\nu = -1$ . Supplementary Figure S10 shows the temperature dependence of the  $AP_W^+$   $g$ -factor for a range of hole filling factors from  $\nu = -0.7$  to  $\nu = -1.37$ . The Weiss constants extracted from the Curie-Weiss fits are negative for all the explored hole filling factors, suggesting an antiferromagnetic phase for all correlated hole states. We note we observe no magnetic hysteresis in the Zeeman splitting at  $\nu = -1$  when the magnetic field is swept from negative to positive values followed by a subsequent positive to negative sweep (see Supplementary Section 8). In contrast to the large attractive polaron  $g$ -factor en-

hancement observed under hole doping, we only observe a modest  $g$ -factor enhancement in the electron doping regime (see Supplementary Section 9).

## DISCUSSION

The extraordinary  $g$ -factors observed under hole doping can be understood by considering the effect of a magnetic field on a localised hole in the triangular moiré superlattice. As a result of exchange interactions with other holes in its environment, such a hole experiences an effective magnetic field which is the sum of the externally applied field and the field induced by the other holes which in turn is proportional to the magnetisation  $M$  of the localised hole gas (i.e.,  $\propto \lambda_X M$ , with  $\lambda_X$  being a coupling constant).

To calculate the induced field for a given fractional filling, we first determine the configuration of localised carriers that minimises the electrostatic repulsion energy using a simulated annealing technique (see Supplementary Section 12 for details). To describe the spin response of this arrangement of charges, we consider a Heisenberg Hamiltonian with distance-dependent antiferromagnetic isotropic exchange interactions  $J(r) = J_0 \exp(-r/r_0)$  with  $J_0$  denoting the magnitude of the exchange coupling at the characteristic length scale  $r_0$ . For this Hamiltonian, the induced magnetic field and the corresponding  $g$ -factor enhancement,  $g^*/g$ , of a localised hole are calculated within mean-field theory (see Supplementary Section 12 for a detailed description). To obtain the effective  $g$ -factor of the attractive exciton-polaron which is probed in our experiments, we assume that its  $g$ -factor enhancement due to exchange interactions with localised holes is the same as that of a single hole, but that the "non-enhanced"  $g$ -factor  $g$  can be different. The experimental value of this non-enhanced  $g$  is unknown since the  $g$ -factors of exciton-polarons are dependent on paramagnetic interactions and phase-space filling effects as carrier concentration is changed, even for monolayer TMDs [5]. Therefore, we treat  $g$  as an adjustable parameter choosing its value such that the calculated and experimentally measured  $g$ -factors agree at  $\nu = -1$ .

Figure 4f shows that the filling dependence of the calculated  $g$ -factor is in good qualitative agreement with the experimental results. Specifically, it reaches a maximum at  $\nu = -1$ , where the average number of occupied moiré sites around the localised hole is largest and the strong exchange interactions between neighboring spins give rise to a large effective magnetic field. The model also captures the plateau-like feature between  $\nu = -1/3$  and  $-2/3$ . In contrast to the experimental findings, however, the calculated  $g$ -factor is symmetric around  $\nu = -1$ . Further theoretical work is required to understand this discrepancy.

Finally, we estimate  $U/t$  in our device. The antiferromagnetic coupling between neighbouring spins due to the kinetic exchange mechanism can be estimated as  $J \approx -t^2/U$ , where  $t$  is the hopping amplitude between neighbouring moiré lattice sites. Using the value of  $\theta$  at  $\nu = -1$  we estimate  $J \approx -0.4$  meV. By combining  $J$  with the estimated melting temperature of the correlated state at  $\nu = -1$  ( $\sim 55$  K) we obtain  $U/t \approx 3.5 \pm 0.4$ . This experimental value agrees well with predicted values for MoSe<sub>2</sub>/WSe<sub>2</sub> heterostructures with stacking angles  $\sim 3^\circ$  and  $\sim 57^\circ$  [10].

## CONCLUSION

Our results illustrate the sensitivity of exciton-polarons to optically probe correlated states in moiré heterostructures. Using the changes in energy, oscillator strength, and linewidth of intra-layer excitons dressed by itinerant carriers occupying narrow electronic moiré bands in a MoSe<sub>2</sub>/WSe<sub>2</sub> hetero-bilayer, we observe the formation of correlated electron and hole states at a multitude of fractional fillings of the moiré lattice. In addition, we observe the magnetic interactions within the correlated hole states via both the attractive and repulsive WSe<sub>2</sub> exciton-polarons, which exhibit enhanced Zeeman splittings due to exchange interactions among the moiré pinned carriers. Through temperature dependent measurements, the magnetic ordering of the correlated holes is shown to be antiferromagnetic in the range  $\nu = -0.7$  to  $\nu = -1.37$ , and the  $U/t$  ratio of our device is estimated to be  $\sim 3.5$ . Further investigations could exploit the small lattice mismatch between MoSe<sub>2</sub>/WSe<sub>2</sub>, which enables a highly tunable moiré period, to simulate condensed matter phase diagrams over a large range of  $U/t$  ratios. Our observation of the formation of flat electronic bands complements recent reports of moiré trapped interlayer excitons in MoSe<sub>2</sub>/WSe<sub>2</sub> hetero-bilayers [32–38] and highlights the exciting prospects to investigate Fermi-Hubbard and Bose-Hubbard physics in this system.

## ACKNOWLEDGEMENTS

We thank Mikhail M. Glazov for fruitful discussions. This work was supported by the EPSRC (grant nos. EP/P029892/1 and EP/L015110/1), the ERC (grant no. 725920) and the EU Horizon 2020 research and innovation program (grant agreement no. 820423). M.B.-G. is supported by a Royal Society University Research Fellowship. B.D.G. is supported by a Wolfson Merit Award from the Royal Society and a Chair in Emerging Technology from the Royal Academy of Engineering. V.V. and J.L. acknowledge funding from the EPSRC (grant no. EP/S025324/1). K.W. and T.T. ac-



knowledge support from the Elemental Strategy Initiative conducted by the MEXT, Japan (Grant Number JPMXP0112101001) and JSPS KAKENHI (Grant Numbers 19H05790, 20H00354 and 21H05233).

---

\* B.D.Gerardot@hw.ac.uk

- [1] Andrea Splendiani, Liang Sun, Yuanbo Zhang, Tianshu Li, Jonghwan Kim, Chi-Yung Chim, Giulia Galli, and Feng Wang, “Emerging photoluminescence in monolayer  $\text{MoS}_2$ ,” *Nano Letters* **10**, 1271–1275 (2010).
- [2] Alexey Chernikov, Timothy C Berkelbach, Heather M Hill, Albert Rigosi, Yilei Li, Ozgur Burak Aslan, David R Reichman, Mark S Hybertsen, and Tony F Heinz, “Exciton binding energy and nonhydrogenic Rydberg series in monolayer  $\text{WS}_2$ ,” *Physical Review Letters* **113**, 076802 (2014).
- [3] Britton W H Baugher, Hugh O H Churchill, Yafang Yang, and Pablo Jarillo-Herrero, “Optoelectronic devices based on electrically tunable p–n diodes in a monolayer dichalcogenide,” *Nature Nanotechnology* **9**, 262–267 (2014).
- [4] Robert A Suris, Vladimir P Kochereshko, Georgy V Astakhov, Dmitry Yakovlev, W Ossau, J Nürnberger, W Faschinger, Gottfried Landwehr, Tomasz Wojtowicz, Grzegorz Karczewski, and Jacek Kossut, “Excitons and trions modified by interaction with a two-dimensional electron gas,” *physica status solidi (b)* **227**, 343–352 (2001).
- [5] Patrick Back, Meinrad Sidler, Ovidiu Cotlet, Ajit Srivastava, Naotomo Takemura, Martin Kroner, and Atac Imamoglu, “Giant paramagnetism-induced valley polarization of electrons in charge-tunable monolayer  $\text{MoSe}_2$ ,” *Physical Review Letters* **118**, 237404 (2017).
- [6] Meinrad Sidler, Patrick Back, Ovidiu Cotlet, Ajit Srivastava, Thomas Fink, Martin Kroner, Eugene Demler, and Atac Imamoglu, “Fermi polaron-polaritons in charge-tunable atomically thin semiconductors,” *Nature Physics* **13**, 255–261 (2017).
- [7] Dmitry K Efimkin and Allan H MacDonald, “Many-body theory of trion absorption features in two-dimensional semiconductors,” *Physical Review B* **95**, 035417 (2017).
- [8] Mikhail M Glazov, “Optical properties of charged excitons in two-dimensional semiconductors,” *The Journal of Chemical Physics* **153**, 034703 (2020).
- [9] Yuya Shimazaki, Ido Schwartz, Kenji Watanabe, Takashi Taniguchi, Martin Kroner, and Atac Imamoglu, “Strongly correlated electrons and hybrid excitons in a moiré heterostructure,” *Nature* **580**, 472–477 (2020).
- [10] Fengcheng Wu, Timothy Lovorn, Emanuel Tutuc, and Allan H MacDonald, “Hubbard model physics in transition metal dichalcogenide moiré bands,” *Physical Review Letters* **121**, 026402 (2018).
- [11] Mit H Naik and Manish Jain, “Ultraflatbands and shear solitons in moiré patterns of twisted bilayer transition metal dichalcogenides,” *Physical Review Letters* **121**, 266401 (2018).
- [12] Haining Pan, Fengcheng Wu, and Sankar Das Sarma, “Quantum phase diagram of a Moiré-Hubbard model,” *Physical Review B* **102**, 201104 (2020).
- [13] Bikash Padhi, R Chitra, and Philip W Phillips, “Generalized Wigner crystallization in moiré materials,” *Physical Review B* **103**, 125146 (2021).
- [14] Nicolás Morales-Durán, Allan H MacDonald, and Pawel Potasz, “Metal-insulator transition in transition metal dichalcogenide heterobilayer moiré superlattices,” *Physical Review B* **103**, L241110 (2021).
- [15] Jiawei Zang, Jie Wang, Jennifer Cano, and Andrew J Millis, “Hartree-Fock Study of the Moiré Hubbard model for twisted bilayer transition metal dichalcogenides,” *Physical Review B* **104**, 075150 (2021).
- [16] Yang Zhang, Noah FQ Yuan, and Liang Fu, “Moiré quantum chemistry: charge transfer in transition metal dichalcogenide superlattices,” *Physical Review B* **102**, 201115 (2020).
- [17] Yanhao Tang, Lizhong Li, Tingxin Li, Yang Xu, Song Liu, Katayun Barmak, Kenji Watanabe, Takashi Taniguchi, Allan H MacDonald, Jie Shan, and Kin Fai Mak, “Simulation of Hubbard model physics in  $\text{WSe}_2/\text{WS}_2$  moiré superlattices,” *Nature* **579**, 353–358 (2020).
- [18] Emma C Regan, Danqing Wang, Chenhao Jin, M Iqbal Bakti Utama, Beini Gao, Xin Wei, Sihan Zhao, Wenyu Zhao, Zuocheng Zhang, Kentaro Yumigeta, M Blei, Johan D Calstrom, Kenji Watanabe, Takashi Taniguchi, Sefaattin Tongay, Michael Crommie, Alex Zettle, and Feng Wang, “Mott and generalized Wigner crystal states in  $\text{WSe}_2/\text{WS}_2$  moiré superlattices,” *Nature* **579**, 359–363 (2020).
- [19] You Zhou, Jiho Sung, Elise Brutschea, Ilya Esterlis, Yao Wang, Giovanni Scuri, Ryan J Gelly, Hoseok Heo, Takashi Taniguchi, Kenji Watanabe, Gergely Zaránd, Mikhail D Lukin, Phillip Kim, Eugene Demler, and Hongkun Park, “Bilayer Wigner crystals in a transition metal dichalcogenide heterostructure,” *Nature* **595**, 48–52 (2021).
- [20] Erfu Liu, Takashi Taniguchi, Kenji Watanabe, Nathaniel M Gabor, Yong-Tao Cui, and Chun Hung Lui, “Excitonic and valley-polarization signatures of fractional correlated electronic phases in a  $\text{WSe}_2/\text{WS}_2$  Moiré Superlattice,” *Physical Review Letters* **127**, 037402 (2021).
- [21] Yang Xu, Song Liu, Daniel A Rhodes, Kenji Watanabe, Takashi Taniguchi, James Hone, Veit Elser, Kin Fai Mak, and Jie Shan, “Correlated insulating states at fractional fillings of moiré superlattices,” *Nature* **587**, 214–218 (2020).
- [22] Shengnan Miao, Tianmeng Wang, Xiong Huang, Dongxue Chen, Zhen Lian, Chong Wang, Mark Blei, Takashi Taniguchi, Kenji Watanabe, Sefaattin Tongay, Zenghui Wang, Di Xiao, Yong-Tao Cui, and Su-Fei Shi, “Strong interaction between interlayer excitons and correlated electrons in  $\text{WSe}_2/\text{WS}_2$  moiré superlattice,” *Nature Communications* **12**, 3608 (2021).
- [23] Lei Wang, En-Min Shih, Augusto Ghiotto, Lede Xian, Daniel A Rhodes, Cheng Tan, Martin Claassen, Dante M Kennes, Yusong Bai, Bumho Kim, K Watanabe, T Taniguchi, Xiaoyang Zhu, James Hone, Angel Rubio, Abhay N Pasupathy, and Cory R Dean, “Correlated electronic phases in twisted bilayer transition metal dichalcogenides,” *Nature Materials* **19**, 861–866 (2020).
- [24] Tingxin Li, Shengwei Jiang, Lizhong Li, Yang Zhang, Kaifei Kang, Jiacheng Zhu, Kenji Watanabe, Takashi

- Taniguchi, Debanjan Chowdhury, Liang Fu, Jie Shan, and Kin Fai Mak, “Continuous Mott transition in semiconductor moiré superlattices,” *Nature* **597**, 350–354 (2021).
- [25] Augusto Ghiotto, En-Min Shih, Giancarlo SSG Pereira, Daniel A Rhodes, Bumho Kim, Jiawei Zang, Andrew J Millis, Kenji Watanabe, Takashi Taniguchi, James C Hone, Lei Wang, Cory R Dean, and Abhay N Pasupathy, “Quantum criticality in twisted transition metal dichalcogenides,” *Nature* **597**, 345–349 (2021).
- [26] Tingxin Li, Jiacheng Zhu, Yanhao Tang, Kenji Watanabe, Takashi Taniguchi, Veit Elser, Jie Shan, and Kin Fai Mak, “Charge-order-enhanced capacitance in semiconductor moiré superlattices,” *Nature Nanotechnology* **16**, 1068–1072 (2021).
- [27] Xiong Huang, Tianmeng Wang, Shengnan Miao, Chong Wang, Zhipeng Li, Zhen Lian, Takashi Taniguchi, Kenji Watanabe, Satoshi Okamoto, Di Xiao, Su-Fei Shi, and Yong-Tao Cui, “Correlated insulating states at fractional fillings of the  $\text{WS}_2/\text{WSe}_2$  moiré lattice,” *Nature Physics* **17**, 715–719 (2021).
- [28] David A Ruiz-Tijerina and Vladimir I Fal’ko, “Interlayer hybridization and moiré superlattice minibands for electrons and excitons in heterobilayers of transition-metal dichalcogenides,” *Physical Review B* **99**, 125424 (2019).
- [29] Valerio Vitale, Kemal Atalar, Arash A Mostofi, and Johannes Lischner, “Flat band properties of twisted transition metal dichalcogenide homo- and heterobilayers of  $\text{MoS}_2$ ,  $\text{MoSe}_2$ ,  $\text{WS}_2$  and  $\text{WSe}_2$ ,” *2D Materials* **8**, 045010 (2021).
- [30] Lothar H Brixner, “Preparation and properties of the single crystalline  $\text{ab}_2$ -type selenides and tellurides of niobium, tantalum, molybdenum and tungsten,” *Journal of Inorganic and Nuclear Chemistry* **24**, 257–263 (1962).
- [31] Hongyi Yu, Gui-Bin Liu, Jianju Tang, Xiaodong Xu, and Wang Yao, “Moiré excitons: From programmable quantum emitter arrays to spin-orbit-coupled artificial lattices,” *Science Advances* **3**, e1701696 (2017).
- [32] Kyle L Seyler, Pasqual Rivera, Hongyi Yu, Nathan P Wilson, Essance L Ray, David G Mandrus, Jiaqiang Yan, Wang Yao, and Xiaodong Xu, “Signatures of moiré-trapped valley excitons in  $\text{MoSe}_2/\text{WSe}_2$  heterobilayers,” *Nature* **567**, 66–70 (2019).
- [33] Mauro Brotons-Gisbert, Hyeonjun Baek, Alejandro Molina-Sánchez, Aidan Campbell, Eleanor Scerri, Daniel White, Kenji Watanabe, Takashi Taniguchi, Cristian Bonato, and Brian D Gerardot, “Spin-layer locking of interlayer excitons trapped in moiré potentials,” *Nature Materials* **19**, 630–636 (2020).
- [34] Hyeonjun Baek, Mauro Brotons-Gisbert, Zhe Xian Koong, Aidan Campbell, Markus Rambach, Kenji Watanabe, Takashi Taniguchi, and Brian D Gerardot, “Highly energy-tunable quantum light from moiré-trapped excitons,” *Science Advances* **6**, eaba8526 (2020).
- [35] Erfu Liu, Elyse Barré, Jeremiah van Baren, Matthew Wilson, Takashi Taniguchi, Kenji Watanabe, Yong-Tao Cui, Nathaniel M Gabor, Tony F Heinz, Yia-Chung Chang, and Chun Hung Lui, “Signatures of moiré trions in  $\text{WSe}_2/\text{MoSe}_2$  heterobilayers,” *Nature* **594**, 46–50 (2021).
- [36] Mauro Brotons-Gisbert, Hyeonjun Baek, Aidan Campbell, Kenji Watanabe, Takashi Taniguchi, and Brian D Gerardot, “Moiré-trapped interlayer trions in a charge-tunable  $\text{WSe}_2/\text{MoSe}_2$  heterobilayer,” *Physical Review X* **11**, 031033 (2021).
- [37] Hyeonjun Baek, Mauro Brotons-Gisbert, Aidan Campbell, Kenji Watanabe, Takashi Taniguchi, and Brian D Gerardot, “Optical read-out of Coulomb staircases in a moiré superlattice via trapped interlayer trions,” *Nature Nanotechnology* **16**, 1237–1243 (2021).
- [38] Xi Wang, Jiayi Zhu, Kyle L Seyler, Pasqual Rivera, Huiyuan Zheng, Yingqi Wang, Minhao He, Takashi Taniguchi, Kenji Watanabe, Jiaqiang Yan, David G Mandrus, Daniel R Gamelin, Wang Yao, and Xiaodong Xu, “Moiré trions in  $\text{MoSe}_2/\text{WSe}_2$  heterobilayers,” *Nature Nanotechnology* **16**, 1208–1213 (2021).
- [39] Kennes, Dante M and Claassen, Martin and Xian, Lede and Georges, Antoine and Millis, Andrew J and Hone, James and Dean, Cory R and Basov, DN and Pasupathy, Abhay N and Rubio, Angel, “Moiré heterostructures as a condensed-matter quantum simulator,” *Nature Physics* **17**, 155–163 (2021).
- [40] Matthew R Rosenberger, Hsun-Jen Chuang, Madeleine Phillips, Vladimir P Oleshko, Kathleen M McCreary, Saujan V Sivaram, Carl Stephen Hellberg, and Berend T Jonker, “Twist angle-dependent atomic reconstruction and moiré patterns in transition metal dichalcogenide heterostructures,” *ACS Nano* **14**, 4550–4558 (2020).
- [41] Astrid Weston, Yichao Zou, Vladimir Enaldiev, Alex Summerfield, Nicholas Clark, Viktor Zólyomi, Abigail Graham, Celal Yelgel, Samuel Magorrian, Mingwei Zhou, Johanna Zultak, David Hopkinson, Alexie Barinov, Thomas H Bointon, Andrey Kretinin, Neil R Wilson, Beton Peter H, Vladimir I Fal’ko, Sarah J Haigh, and R Gorbachev, “Atomic reconstruction in twisted bilayers of transition metal dichalcogenides,” *Nature Nanotechnology* **15**, 592–597 (2020).
- [42] Ming-Hui Chiu, Chendong Zhang, Hung-Wei Shiu, Chih-Piao Chuu, Chang-Hsiao Chen, Chih-Yuan S Chang, Chia-Hao Chen, Mei-Yin Chou, Chih-Kang Shih, and Lain-Jong Li, “Determination of band alignment in the single-layer  $\text{MoS}_2/\text{WSe}_2$  heterojunction,” *Nature Communications* **6**, 7666 (2015).
- [43] Neil R Wilson, Paul V Nguyen, Kyle Seyler, Pasqual Rivera, Alexander J Marsden, Zachary PL Laker, Gabriel C Constantinescu, Viktor Kandyba, Alexei Barinov, Nicholas D M Hine, Xiadong Xu, and David H Cobden, “Determination of band offsets, hybridization, and exciton binding in 2D semiconductor heterostructures,” *Science Advances* **3**, e1601832 (2017).
- [44] Hui Fang, Corsin Battaglia, Carlo Carraro, Slavomir Nemsak, Burak Ozdol, Jeong Seuk Kang, Hans A Bechtel, Sujay B Desai, Florian Kronast, Ahmet A Unal, Giuseppina Conti, Catherine Conlon, Gunnar K Palsen, Michael C. Martin, Andrew M Minor, Charles S Fadley, Eli Yablonovitch, Roya Moboudian, and Ali Javey, “Strong interlayer coupling in van der Waals heterostructures built from single-layer chalcogenides,” *Proceedings of the National Academy of Sciences* **111**, 6198–6202 (2014).
- [45] Pasqual Rivera, Hongyi Yu, Kyle L Seyler, Nathan P Wilson, Wang Yao, and Xiaodong Xu, “Interlayer valley excitons in heterobilayers of transition metal dichalcogenides,” *Nature Nanotechnology* **13**, 1004–1015 (2018).
- [46] Zefang Wang, Liang Zhao, Kin Fai Mak, and Jie Shan, “Probing the spin-polarized electronic band structure in monolayer transition metal dichalcogenides by optical

- spectroscopy,” *Nano letters* **17**, 740–746 (2017).
- [47] Christian Fey, Peter Schmelcher, Atac Imamoglu, and Richard Schmidt, “Theory of exciton-electron scattering in atomically thin semiconductors,” *Physical Review B* **101**, 195417 (2020).
  - [48] Fengcheng Wu, Timothy Lovorn, and Allan H MacDonald, “Topological exciton bands in moiré heterojunctions,” *Physical Review Letters* **118**, 147401 (2017).
  - [49] Chenhao Jin, Emma C Regan, Aiming Yan, M Iqbal Bakti Utama, Danqing Wang, Sihan Zhao, Ying Qin, Sijie Yang, Zhiren Zheng, Shenyang Shi, Kenji Watanabe, Takashi Taniguchi, Sefaattin Tongay, Alex Zettl, and Feng Wang, “Observation of moiré excitons in  $\text{WSe}_2/\text{WS}_2$  heterostructure superlattices,” *Nature* **567**, 76–80 (2019).
  - [50] Xiaoping Hong, Jonghwan Kim, Su-Fei Shi, Yu Zhang, Chenhao Jin, Yinghui Sun, Sefaattin Tongay, Junqiao Wu, Yanfeng Zhang, and Feng Wang, “Ultrafast charge transfer in atomically thin  $\text{MoS}_2/\text{WS}_2$  heterostructures,” *Nature Nanotechnology* **9**, 682–686 (2014).
  - [51] Chenhao Jin, Zui Tao, Tingxin Li, Yang Xu, Yanhao Tang, Jiacheng Zhu, Song Liu, Kenji Watanabe, Takashi Taniguchi, James C Hone, Liang Fu, Jie Shan, and Kin Fai Mak, “Stripe phases in  $\text{WSe}_2/\text{WS}_2$  moiré superlattices,” *Nature Materials* **20**, 940–944 (2021).
  - [52] Dinh Van Tuan, Benedikt Scharf, Zefang Wang, Jie Shan, Kin Fai Mak, Igor Žutić, and Hanan Dery, “Probing many-body interactions in monolayer transition-metal dichalcogenides,” *Physical Review B* **99**, 085301 (2019).
  - [53] Emmanuel Courtade, Marina Semina, Marco Manca, Mikhail M Glazov, Cédric Robert, Fabian Cadiz, Gang Wang, Takashi Taniguchi, Kenji Watanabe, M Pierre, W Escoffier, E L Ivchenko, Pierre Renucci, Xavier Marie, Thierry Amand, and Bernhard Urbaszek, “Charged excitons in monolayer  $\text{WSe}_2$ : Experiment and theory,” *Physical Review B* **96**, 085302 (2017).
  - [54] Jonas Gaël Roch, Guillaume Froehlicher, Nadine Leisgang, Peter Makk, Kenji Watanabe, Takashi Taniguchi, and Richard John Warburton, “Spin-polarized electrons in monolayer  $\text{MoS}_2$ ,” *Nature Nanotechnology* **14**, 432–436 (2019).
  - [55] Jonathan Förste, Nikita V Tepliakov, Stanislav Yu Kruchinin, Jessica Lindlau, Victor Funk, Michael Förg, Kenji Watanabe, Takashi Taniguchi, Anvar S Baimuratov, and Alexander Högele, “Exciton g-factors in monolayer and bilayer  $\text{WSe}_2$  from experiment and theory,” *Nature Communications* **11**, 4539 (2020).